

# Veneer

The use of veneer brings an authentic aesthetic to the workplace. Offering natural variation of grain pattern and color, our veneers are intended to coordinate with our complete material portfolio.

**Steelcase**

**Disclaimer**

There may be variation in color, texture, and finish between this sample and the actual product.

# Finish Details

## Planked Veneer

Planked Veneer is intentionally designed to highlight the unique characteristics of wood. Each order of Planked Veneer will be one-of-a-kind. The natural variation of grain pattern, color, and texture is intentional and meant to be celebrated. This offering provides a creative wood choice that illustrates the individuality of the material. To create this finish, veneer flitches with knots, contrasting streaks, and other natural markings that previously failed to meet high standards of uniform perfection in our manufacturing plants, are taken from scrap piles and used in furniture production, decreasing both waste and the number of trees our plants need to fulfill orders.

## Natural Veneer

These veneer stains are meant to enhance the beauty of spaces and coordinate with other materials in our offering by introducing a neutral tone to the environment. Two of the veneer options use unusable walnut flitches too dark to stain. Washed Walnut uses a washing technique to wash much of the dark melanin out of the wood, creating a higher contrast veneer option. On the other side, we have created a black stain, dark enough to overtake the natural dark coloring.

## Level™ Certification

Many Steelcase wood products are level™ certified to the BIFMA e3 sustainability standard. According to BIFMA, the level™ conformance mark ensures a comprehensive, independent and impartial assessment of the environmental and social impacts of a product's manufacture. level™ makes it easy to identify products that have been evaluated against a consensus-based, multi-attribute sustainability standard.

## Environmental

Steelcase's proprietary UVTopcoat™ ultra-violet (UV) water-borne finish process is unique to the industry. The water-borne UV Topcoat™ marks a major milestone in the transition Steelcase Wood began back in 2001 to eliminate solvents from the wood furniture finishing processes. Since 2001, Steelcase Wood reduced the Volatile Organic Compounds (VOC) emissions by 91% reducing hazardous waste by an estimated 85%. With virtually no VOC emissions and the conservation of 700,000 gallons of water each year, the UV Topcoat™ process protects the environment while providing exceptional durability and clarity.

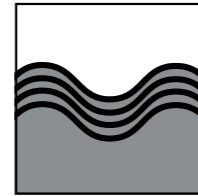
## FSC COC Certification

Steelcase Wood harvesting practices are just one of the steps in achieving Forest Stewardship Council Chain of Custody (FSC CoC) certification. Chain of Custody is the path taken by raw materials through processing, manufacturing and distribution. From the time the wood arrives at the Steelcase wood plant, through manufacturing and until it's loaded for delivery, FSC CoC certification assures customers the product is made responsibly and entirely with certified wood. Steelcase Wood's primary suppliers are FSC certified. In fact, a majority of the Cherry Steelcase Wood uses in manufacturing is FSC certified. Additional FSC and SFI (Sustainable Forestry Initiative) certified woods and certified core are also available.

## Finish Levels

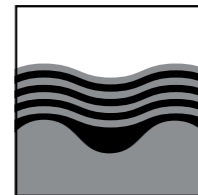
Two wood finish levels are available, offering customers a choice of wood finishes suited to their individual needs.

### Open Pore Finish



Has a medium gloss level and is smooth to the touch, yet the grain of the wood can be felt. It leaves the natural variations in the texture of the wood grain visible to the eye and distinguishable to the touch.

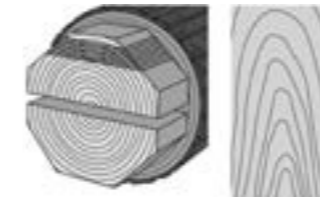
### Full Fill Finish



Has a medium gloss level and the grain pattern is completely filled, providing a satin-smooth look and feel. Full fill is available on horizontal worksurfaces.

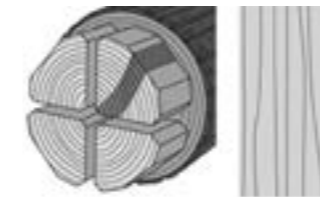
## Cut Types

### Flat Cut



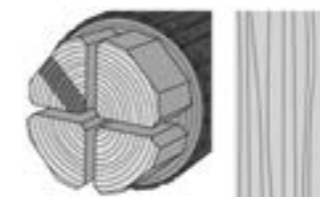
Veneer is cut parallel to the flat side of the cant at a tangent to the growth rings of the tree. This produces a cathedral or oval pattern. On average, there is a 6"-8" wide leaf width. On an 18" wide surface, there will likely be three leaves showing a repeated pattern.

### Rift Cut



This cut is used specifically for oak. Cutting lines are an arc approximately perpendicular to the growth rings. This produces a comb-like straight grain or ribbon pattern. On average, leaves are 2 1/2" to 4" wide.

### Quarter Cut



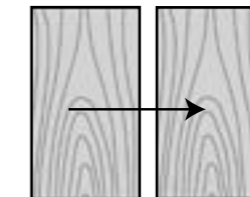
Veneer is cut from quarter sections of the log, produced by cutting each cant in half. Cutting lines are at an angle of approximately 90 degrees to the growth rings at the center of the quarter. This produces a straight grain or ribbon pattern. On average, leaves are 2 1/2" to 4" wide.

## Veneer Lay-Up Techniques on Exterior Surfaces:

Leaves of veneer are usually arranged in the same order they were sliced. The veneer is trimmed, laid out and glued together to make faces. The veneer can be laid-up in a variety of ways that produce different patterns.

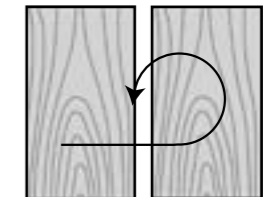
Some of these techniques are:

### Slip Matching



Successive veneer leaves in a flitch are "slipped" alongside one another without being turned over. The result is a series of grain pattern repeats. In quarter-cut veneer, one side of a leaf may be darker than the veneer on the other side, resulting in a striped look.

### Slip Reverse



Successive veneer leaves in a flitch are slip matched with every other leaf rotating 180 degrees. The characteristic marks in the veneer are alternated with each leaf, which balances out the surface.

### Pleising Match



Nonsuccessive veneer leaves from multiple flitches are arranged in a non-sequential pattern designed to eliminate repetition of veneer characteristics. This lay-up, used for panel skins, creates an architectural aesthetic.

# Veneer



Blanch Maple 35A2/32A2



Planked Maple 3P51



Clear Maple 3522/3524  
3222/3224



Oak 3HGX/3JDX



Planked Oak 3P61



Figured Anegre 3832



Planked Cherry 3P41



Unmarked Oak 3VFX



Zebrano 3GGX



Clear Cherry (Aged) 3402/3404



Medium Cherry 3422/3424



Medium Mahogany on Walnut 3772/3774  
3372/3374



Planked Walnut 3P71



Walnut 3HVX/3JJX



Clear Walnut 3702/3704  
3302/3304



Natural Walnut 3712/3714  
3312/3314



Dark Walnut 3762/3764  
3362/3364



Desert Oak 3602/3604



Washed Walnut 3082/3084



European Walnut 3F8X



Graphite Walnut 3062/3064  
3382/3384




Thunder Walnut 37A2/33A2



Night Cerused Oak 3ZNX



Black Walnut 3342/3734  
3394/3392



Volcanic Oak 36A2

# Veneer

## Standard

Finish Levels: **OP** = Open Pore Finish | **FF** = Full Fill Finish

Cut Types: **FL** = Flat Cut | **RC** = Rift Cut | **QC** = Quarter Cut

Price Group Wood 1		Americas Finish Code	Europe, Middle East and Africa Finish Code	Asia Pacific Finish Code
<b>Cherry</b> Natural Veneer	OP/FC Clear Cherry (Aged)	3402	–	–
	FF/FC Clear Cherry (Aged)	3404	–	–
	OP/FC Medium Cherry	3422	–	–
	FF/FC Medium Cherry	3424	–	–
<b>Maple</b> Natural Veneer	OP/FC Blanch Maple	35A2	–	–
	OP/QC Blanch Maple	32A2	–	–
	OP/FC Clear Maple	3522	–	–
	FF/FC Clear Maple	3524	–	–
	OP/QC Clear Maple	3222	–	–
	FF/QC Clear Maple	3224	–	–
<b>Oak</b> Natural Veneer	OP/RC Desert Oak	3602	–	–
	FF/RC Desert Oak	3604	–	–
	OP/RC Volcanic Oak	36A2	–	–
<b>Walnut</b> Natural Veneer	OP/FC Black Walnut	3342	–	–
	OP/QC Black Walnut	3392	–	–
	OP/FC Clear Walnut	3702	–	–
	FF/FC Clear Walnut	3704	–	–
	OP/QC Clear Walnut	3302	–	–
	FF/QC Clear Walnut	3304	–	–
	OP/FC Dark Walnut	3762	–	–
	FF/FC Dark Walnut	3764	–	–
	OP/QC Dark Walnut	3362	–	–
	FF/QC Dark Walnut	3364	–	–
	OP/FC Graphite Walnut	3062	–	–
	FF/FC Graphite Walnut	3064	–	–
	OP/QC Graphite Walnut	3382	–	–
	FF/QC Graphite Walnut	3384	–	–
	OP/FC Medium Mahogany on Walnut	3772	–	–
	FF/FC Medium Mahogany on Walnut	3774	–	–
	OP/QC Medium Mahogany on Walnut	3372	–	–
	FF/QC Medium Mahogany on Walnut	3374	–	–
	OP/FC Natural Walnut	3712	–	–
FF/FC Natural Walnut	3714	–	–	
OP/QC Natural Walnut	3312	–	–	
FF/QC Natural Walnut	3314	–	–	
OP/FL Thunder Walnut	37A2	–	–	
OP/QC Thunder Walnut	33A2	–	–	

# Veneer

## Standard

Price Group Wood 1		Americas Finish Code	Europe, Middle East and Africa Finish Code	Asia Pacific Finish Code
<b>Planked Veneer</b>	OP Unmarked Oak	3VFX	–	–
	Planked Cherry	3P41	–	–
	Planked Maple	3P51	–	–
	Planked Oak	3P61	–	–
	Planked Walnut	3P71	–	–

Planked veneer has intentional and natural variations that include, but are not limited to character marks, grain pattern, color and natural color aging. Because no stain is used in the clear-coat process, a signoff will be required prior to orders being accepted for this finish.

Price Group Wood 2		Americas Finish Code	Europe, Middle East and Africa Finish Code	Asia Pacific Finish Code
<b>Walnut</b> Natural Veneer	FF/QC Black Walnut	3394	–	–
	FF/FC Black Walnut	3734	–	–

Price Group Wood 3		Americas Finish Code	Europe, Middle East and Africa Finish Code	Asia Pacific Finish Code
<b>Anegre</b> Natural Veneer	OP/QC Figured Anegre	3832	–	–
<b>Walnut</b> Natural Veneer	OP/FC Washed Walnut	3082	–	–
	FF/FC Washed Walnut	3084	–	–

# Veneer

## Standard

Price Group Wood 1		Americas Finish Code	Europe, Middle East and Africa Finish Code	Asia Pacific Finish Code
<b>Composites</b>	European Walnut	3F8X	–	–
	Night Cerused Oak	3ZNX	–	–
	FC Oak	3JDX	–	–
	QC Oak	3HGX	–	–
	FC Walnut	3JJX	–	–
	QC Walnut	3HVX	–	–
	Zebrano	3GGX	–	–

Composite Veneers are an engineer wood intended to create specific grain patterns and characteristics. They are pre-stained and finishes with Steelcase's Clarity water-borne UV topcoat, which protects the environment while providing durability and clarity. Only open-pore finishes are available on composite wood. Composite veneers with natural solid nosings because composite and natural wood grain and color matching are rarely compatible.

Due to the constantly evolving dynamics of information pertaining to disinfecting and protecting against bacteria and viruses, please refer to <https://www.steelcase.com/cleaning-steelcase-products/> for the most up-to-date resources.

