


# Steelcase Rewards Mobile Dashboard – Getting Started

Stay connected to your TrueBlue Incentives wherever you are by adding the TrueBlue Mobile Webpage as an app on your home screen. Only dealer salespeople that are currently enrolled in Steelcase Rewards for Our Dealer Salespeople can sign into the TrueBlue Mobile Webpage. Program Coordinators are not able to view individual DSP webpages.

Open the TrueBlue Mobile Website on your mobile phone by scanning the below QR Code, or by going to [TrueBlue.Steelcase.com](http://TrueBlue.Steelcase.com) and logging in with your Steelcase OneLogin Account.



If using an iPhone, select the 'Share' icon from your task bar:



Select "Add to Home Screen"

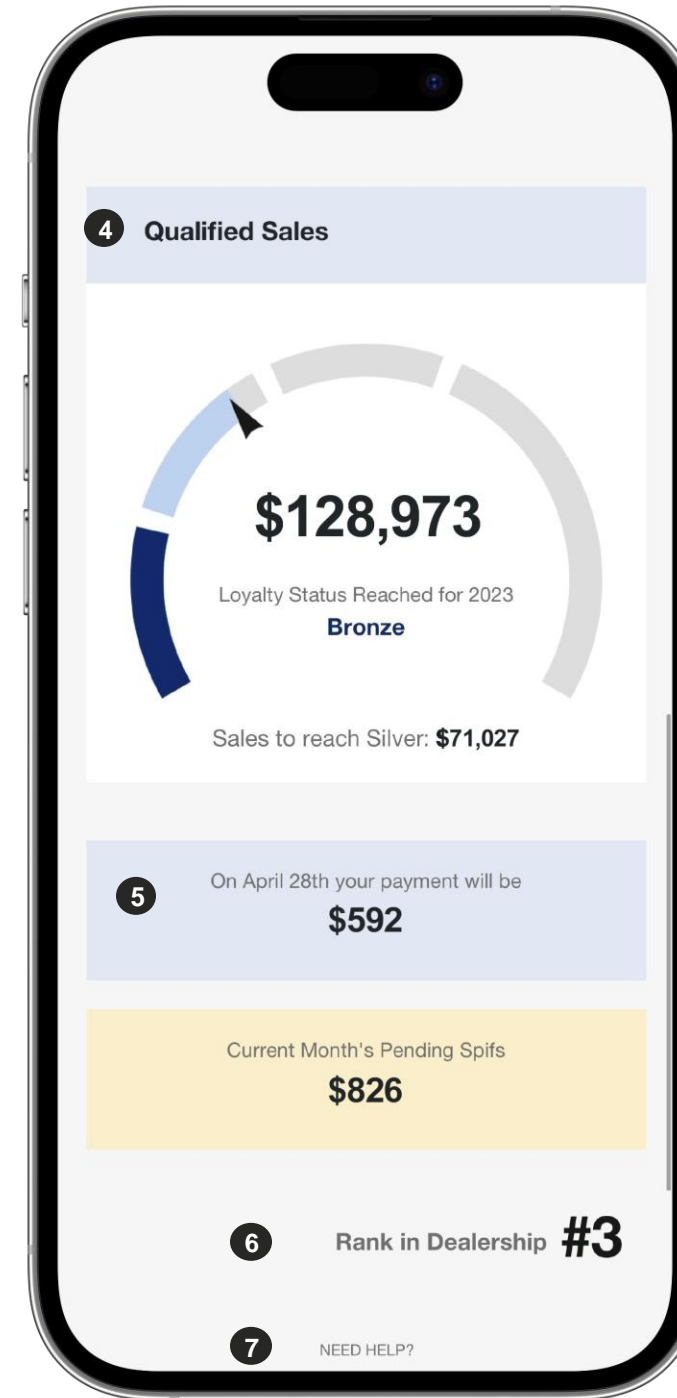
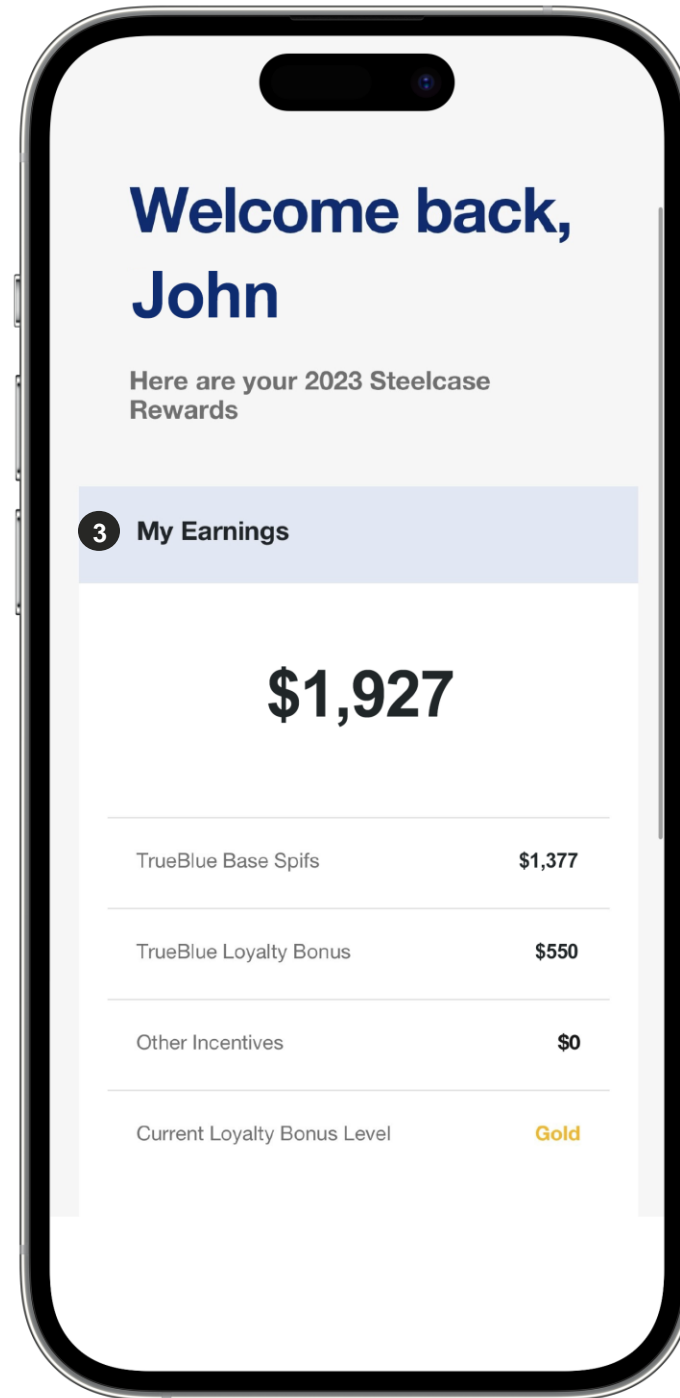
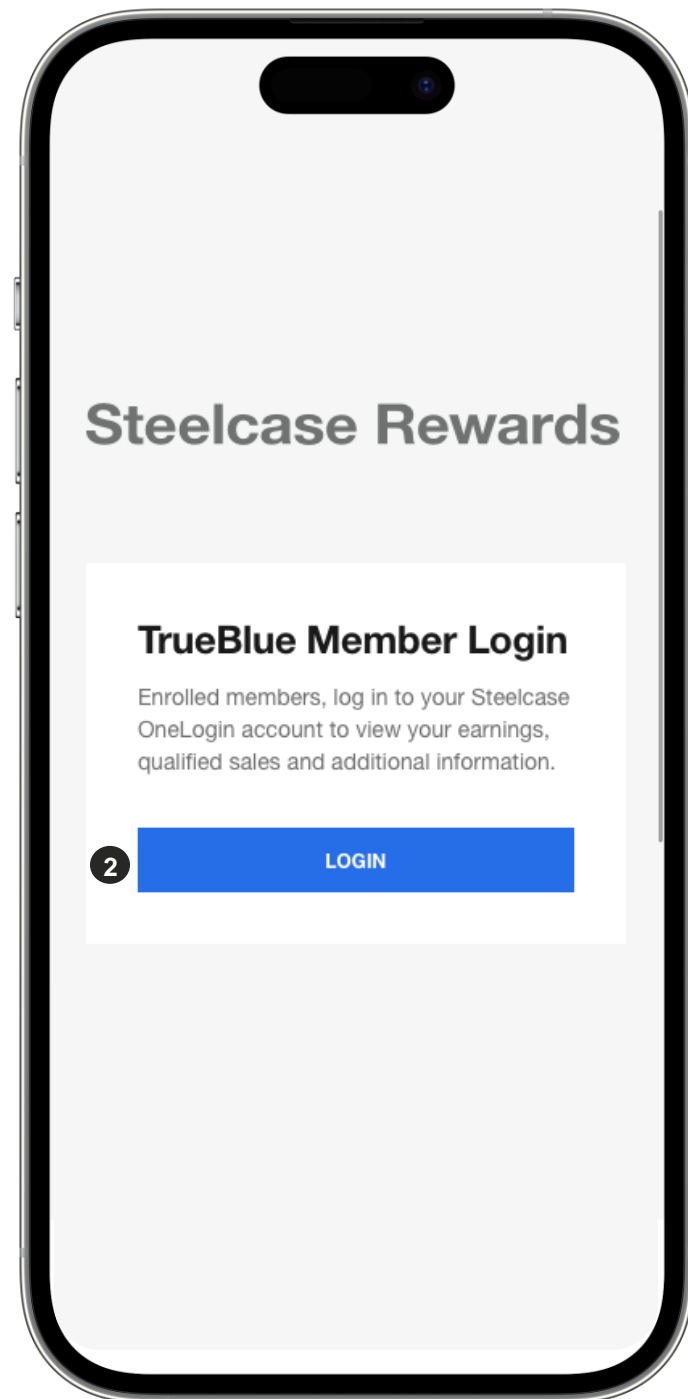
Add a name for your app, click "add."

## **Please note:**

Your Mobile Dashboard will be available to view once you have eligible TrueBlue invoiced orders that have been reported.

The dashboard may incorrectly report payouts for a few days during the month end close process. You will be able to view correct payout details on your Summary Report from [Steelcase Rewards](#) on Village.

# Steelcase Rewards Mobile Dashboard Overview



- 1 Use the QR Code to navigate to the new TrueBlue Mobile Webpage
- 2 Log into [TrueBlue.Steelcase.com](https://TrueBlue.Steelcase.com) with your Steelcase OneLogin Account
- 3 Year-to-date summary of total Incentive earnings, including base spifs and loyalty bonus payouts.
- 4 Review your year-to-date qualified sales and track progress towards the next loyalty level.
- 5 View your upcoming rewards payment, payment date, and current month's pending spifs.
- 6 Snapshot of your TrueBlue Rank at your Dealership.
- 7 Helpful links, including Email Support and Program Materials