

Making space for—
Care, Connection,
Support, Respite,
Compassion, Healing,
Comfort, Wellbeing,
Resilience, Work,
Flexibility, Patients,
Family, Clinicians,
Communities—Health.



Making Space for Health

We believe that experiences of care begin with more caring spaces.

Through our commitment to human-centered design and our focus on research, we create evidence-based, safe and sustainable solutions that support better experiences of care for patients, families, clinicians and entire communities.

At the same time, our work is grounded in compassion, to make sure that these environments are as welcoming, inclusive and comforting as possible for the people who will use them.

We're inspired to make space for health.



More than ever,
we understand that
intentional, human-
centered design can
have a very positive
effect on healthcare
experiences and
outcomes for
everyone involved.


Top
Convey Modular
Casework, Sorrel Chair,
Groupwork Table

Right
West Elm Health Mesa
Sectional, Extremis
Sticks Divider, West Elm
Work Lily Pad Nesting
Table, Blu Dot Note
Side Table

Steelcase Health



Healthcare experiences are inherently vulnerable and personal. Starting from that reality, we know that putting people first matters in creating better healthcare spaces. Our approach is grounded in the study of the daily experiences of real people having real experiences. And, we follow the evidence by using peer-reviewed research from controlled, high-quality studies. The insights we gain allow us to create applications and products with the highest understanding of people's needs. We're dedicated to making spaces that care for the whole person.



Top
West Elm Health Sterling
Guest Chair with Arms,
Extremis Stick Divider

Right
Empath Recliner,
Verge Stool

Steelcase Health combines research with design in a holistic approach, to help make spaces that care for the whole person.

Waiting + Transition Spaces



Waiting and transition spaces with a sense of welcome and style take better care of both patients and family members. We help create hospitable settings that combine warmth, comfort and familiarity with the rigor of safety and durability.

Equipped for mobile work and set up for personal connection, the best spaces meet practical and emotional needs with a flexible range of hosting amenities, inviting seating options and convenient access to power.

Left Top
West Elm Health
Mesa Sectional, West
Elm Work Lily Pad
Nesting Tables

Right Top
Embold Seating,
Extremis Sticks, West
Elm Health Slope Stools,
West Elm Work Lucas,
West Elm Work Nolan
Side Table, Coalesse
Montara650 Table



Embold

Embold seating and tables bring together high-performance clinical features with inviting design and expressive, residential styling in a variety of appealing materials.





Top

West Elm Health
Slope Seating, West Elm
Health Mesa Sectional,
West Elm Health
Sterling Seating, Regard
Modular Lounge,
Extremis Sticks Divider,
Regard Table, Blu Dot
Circula Tables, Coalesse
Montara650 Stools,
Coalesse Montara560
Tables, Convey
Modular Casework



With better design, waiting spaces can change from feeling institutional to being more livable and inviting—while still addressing clinical demands for safety, durability and cleanability.

Left
Tava Bench, West
Elm Health Sterling
Guest Chair, Coalesse
Lagunitas Table, Convey
Modular Casework

Bottom
Radia Seating,
Turnstone Bassline
Table, Regard Modular
Lounge, Embold
Seating, West Elm Work
Greenpoint Storage

Radia
Refined and resilient, the delightfully simple Radia accommodates a range of spaces and body types with a balance of durability and a warm, unexpected aesthetic.



Right
Embold Seating, Regard
Modular Lounge, West
Elm Work Lily Nesting
Tables, Regard Planter,
Radia Seating, Regard
Tables, Sorrel Chair,
Aight Ottoman

Regard

The Regard modular lounge system supports times of transition to make waiting more meaningful. A blend of solutions can help people work while they wait, with greater comfort, connection and privacy.



Taking Care With Design

Comforting environments help people have better care experiences—studies show that a welcoming space can reduce stress and create more positive associations with wellness. Residentially-inspired design can help close this gap by turning to warmer, more familiar elements in clinical settings. This approach understands that people find wellbeing in the comforts and aesthetics of home.

And there's plenty of opportunity to make more caring spaces. Most people spend only a small percentage of their time with their provider during an appointment, which leaves a lot of time in settings that may feel uncomfortable and cold. We're inspired to use residential design as a way to help healthcare become a more effective healing place.

It's possible to help people feel better by designing healthcare spaces with the comforts and aesthetics of home.



west elm

West Elm Health Collection

Partnering with popular retail brand West Elm, we're optimizing design for health. West Elm creates stylish furniture that we bring to life with all the necessary modifications to meet strict safety, cleanability and durability requirements for healthcare settings. We're excited to offer these pieces through a partnership that focuses on beautiful design, to help people feel more at home in their health experiences.



Top

West Elm Health Sterling Guest Chair, West Elm Work Nolan Side Table, Extremis Sticks Divider

Bottom

West Elm Work Lucas Lounge, Brody Footrest, West Elm Work Nolan Side Table, Regard Planter, West Elm Health Sterling Conference Chair, SOTO Mobile Caddy, Migration SE Height-Adjustable Desk, FLOS String Light, Eclipse Light



Top

West Elm Health Slope Seating, West Elm Work Slope Seating

“Many of us have been there with a loved one, sleeping in a makeshift ‘bed’ of chairs. Our question is, how can we make more engaging furniture to help those difficult experiences become more hospitable?”

—James Killinger
West Elm Senior Designer



DESIGNTEX

Designtex, a Steelcase brand, is responding to the unique needs of healthcare systems with numerous innovations to surface materials. Advances in material science are powering new, responsive textiles and wallcoverings that can actually help combat infection and keep people safer. Biophilia is another key part of these solutions, emphasizing sensorial colors and patterns to evoke the healing properties of nature.

Left

Designtex Pause
Turquoise 3854-403,
Designtex Dapple Canal
3937-403, Designtex
Kith Pebble 3004-801,
Designtex Imprint
Coastal 3130-402

Bottom

Designtex Interplay
Parchment 3047-101,
Designtex Particle
Comet 3048-401

“The combination of form and function is amplified by all the clinical concerns we have to solve for in healthcare. We are working on materials that really allow beauty and performance to go hand in hand.”

—Sara Balderi

Designtex Director of Design



Exam + Consultation Rooms

Right Top
Pocket Cart, Empath Recliner, Convey Modular Casework, Verge Stool, Embold Seating

Left
Radia Seating, Empath Recliner, Convey Modular Casework, Verge Stool



Designing for better connection and clear communication between patients, family and clinicians can help calm the stress that often accompanies health visits.

Approachable exam and consultation rooms can help ease the stress of healthcare visits by fostering a comfortable connection between clinicians, patients and family. Flexible and calming environments can serve a growing range of in-person and virtual interactions—balancing clinical relevance and safe materials with evolving technology and design appeal.



Convey Modular Casework
Today's clinical settings require full flexibility—adapting to what's now and anticipating what's next. Designed for smart space planning, Convey offers a spectrum of modular casework to support dynamic care needs.

Patient Rooms

Comforting patient rooms do more than just care for the patient; they make space, day and night, for the presence of visiting family members. That means providing a more holistic environment with furniture that's adaptable, accommodating and safe, where family can continue to be productive and supported while the patient is being cared for.

“It’s so important to provide a supportive environment to family members while they are caring for their loved ones.”

—Beth Bronson
Steelcase Health Applications
Design Manager



Top
Convey Modular Casework, Radia Seating, Surround Sleeper, Empath Recliner, Overbed Table

Bottom
Convey Modular Casework, Convey Mobile Storage Cart

Right Top
Empath Recliner, Surround Sleeper, Convey Modular Casework, Verge Stools



Surround

The Surround lounge and sleeper provide much-needed support for supporting families. These solutions offer a comfortable place where loved ones can sit and visit, rest and relax, work, or talk with clinicians.



Infusion Spaces

Treatment spaces are vital in support of healing, but they can always work better for the wellbeing of patients and families. Providing for the emotional and physical comfort of patients is essential. Making space for companions and visitors helps, too. Central to these rooms, clinical furniture plays a role in the healing process by promoting safety, accessibility and privacy.



Empath

Developed from real-world insights, the Empath recliner is designed to reduce stress and the potential for injury for both patients and clinicians, while increasing physical and emotional connectedness.



KWICKSCREEN®

KwickScreen is a specialized Steelcase partner that creates portable, retractable partition screens for healthcare environments. Combining protection, safety and flexibility with visual interest, these patented mobile screens are designed to prevent infection by separating people or beds; and they are easy to clean, providing a healthy, long-lasting alternative to curtains. Just as importantly, the screens can be fully customized with any surface design, introducing the considerable healing benefits of art to clinical spaces.

Top
Empath Recliner,
KwickScreen Pro,
Embold Table,
Radia Seating,
V.I.A. Modular Wall,
Blu Dot Splash
Coat Rack

Left
KwickScreen Air,
Embold Seating,
Empath Recliner,
Embold Table,
Turnstone Bassline
Bench, V.I.A.
Modular Wall



Taking Care of Caregivers

People whose jobs are about taking good care of others deserve spaces that take care of them, too. According to Steelcase Health research, over half of physicians currently report at least one symptom of burnout; as a group, their overall wellbeing is in stark decline. There's a growing recognition that clinicians need appealing, supportive places where they can go to restore during stressful workdays.

New design solutions can help improve those conditions through a focus on comfort and biophilia, to turn ordinary spaces into more restorative destinations for respite and connection.

Healthcare workers need better spaces and time for on-the-job respite and connection.



Many studies underscore the need for change in the way we support our healthcare workers¹:

25-50% of nurses report feeling “used up,” “fatigued,” “burned out,” or “at the end of the rope.”

1 in 5 physicians say it is likely they will leave their current practice within 2 years.

1 in 3 doctors and other health professionals say they intend to reduce work hours in the next year.

Clinician Work + Respite Spaces

Clinicians do so much more in a day than see patients. They need adaptable workspaces where they can collaborate and do timely tasks, and better spaces for respite so that they can take care of themselves.

From lounges and cafes to quiet nooks, a well-designed space is a tool that can truly help counter clinician and staff burnout. Considered places for connection, recharging and focus are an important step in helping healthcare work better for everyone.

Right

West Elm Health Mesa
Sectional, Brody
Footrest, Coalesse
Lagunitas Personal
Table, Turnstone
Campfire Slim Table, Blu
Dot Note Table Lamp,
V.I.A. Modular Wall

Bottom

Montage Panel System,
Verge Stools, Series
2 Seating, Exchange
Table, Sync Workstation,
Pocket Cart



There's a growing recognition that healthcare workers need better spaces and time for on the job respite—that taking a break is not only acceptable, it's actually important and expected.

Taking Care With Compassion

Behavioral health patients are seeking care at a very vulnerable time in their lives. Our studies show that intentional, compassionate, safe settings can have a profound healing impact on their emotions, mental states and experiences.

In these unique treatment environments, the physical safety and welfare of patients and staff is a top priority. This requires an extra layer of consideration in choosing furniture that can't cause harm or be easily destroyed. A philosophy of treating the whole person further promotes safety and wellbeing by using light, color and other sensory elements to make spaces that feel hopeful, alleviating feelings of aggression and stress.

Behavioral health conditions affect **1 in 5** adults in the US each year. They're even more common among patients receiving care for other medical conditions.²



■ MODUFORM

Our partner ModuForm has been humanizing behavioral healthcare furniture for nearly 50 years. These unique solutions reflect a level of compassion and vigilance for patient and clinician welfare, developed in a range of styles that support recovery-oriented, safe and inviting spaces. ModuForm products are comfortable and approachable, designed to encourage independence and socialization. Always engineered for durability and integrity, they are also abuse-resistant, simple to maintain and easy to disinfect and clean.



Administrative Spaces

We can help healthcare organizations work better across all their workspaces, supported by the full range of Steelcase products and our Community of Brands.

Clinical settings are the most visible part of the healthcare experience. We know administrative spaces are a big part of helping healthcare work well, too. We support organizations by providing all the elements needed to create a range of impactful work environments—tailored to both focused and collaborative work modes, designed your way for the style of your workplace.



Left Top
Migration SE Height-Adjustable Desk, Sarto Screen, Answer Panels, Series 2 Chair, Universal Storage, Bolia Grace Lounge

Left Bottom
Currency Enhanced Desk System, Elective Elements, Gesture Chair, Orangebox Cubb Chair, West Elm Work Linear Task Light, Blue Dot Trace Pendant, SOTO Worktools, V.I.A. Modular Wall

Right
Amia Chair, Soffio Screen, Migration Height-Adjustable Desk



How We Can Help

Research + Insights

Steelcase invests in human-centered research about the ways and places people work, directly and in collaboration with leading research organizations, to uncover insights that lead us to innovation and breakthrough design.

People + Planet

As designers and makers of products in the 21st century, we believe that doing our best work for the places we all share starts with designing better futures for the wellbeing of people and the planet. We're doing better for people by developing initiatives that help communities thrive and foster inclusion, in our own Steelcase family and around the globe, and by always acting with integrity. We're doing better for the planet by making, sourcing and delivering products to reduce our carbon footprint, designing for circularity, and choosing and using materials responsibly. Working toward a more inclusive, sustainable and resilient future has always been part of who we are. Because when we do better, we help the world work better.

Design Inspiration

Our expert design team draws on research and insights to develop design principles for different healthcare space types. Translating these principles, we can share a variety of application ideas and digital files for easy planning and specifying. Our services include a unique focus on materials, to help our customers source these design elements from our partners.



Industry Leading Warranty

No one in the industry offers a warranty as broad, deep and extensive as Steelcase. The quality and durability of our products are demonstrated in lower warranty expenses per sales dollar despite the strength of the warranty coverage.

The Steelcase Dealer Community

Creating the places where people can do their best work is a complex effort. Every Steelcase dealer is an engaged partner who can help you navigate every aspect of your workplace journey, from creation to installation and beyond—providing the capabilities and tailored solutions you need. We're with you every step of the way. Together, we deliver local expertise with the global power of Steelcase behind every experience.

Purchasing Contracts

Steelcase Health group purchasing options can be attained through multiple buying organizations. We work closely with clients to understand their eligibility and intent of how they want to use a group purchasing contract. Group purchasing options can be attained through the following organizations:

HealthTrust Performance Group, Kinetic GPO, Premier and Vizient.



The Steelcase Community of Brands

Steelcase and our Community of Brands bring together an expansive range of furnishings and solutions to help create places that work better. We partner with many of the world's forward-thinking companies in design, technology, materials, learning and health, to provide seamless choice and boundless possibility for all the ways people work.

coalesse

viccarbe

DESIGNTEX

Established
SONS

FRANK
LOYD
WRIGHT
FOUNDATION

Bolia.com

BLU
DOT

west elm

Tom
Dixon.

zoom

m.a.d.

KWICKSCREEN

Polyvision

SNOWSOUND
Acoustic Technology & Design

skram

Steelcase
HEALTH

HALCON

Steelcase

CARL HANSEN & SØN
PASSIONATE CRAFTSMANSHIP

extremis

nanimarquina

logitech

MODUFORM

AMQ

Smith System

orangebox

Steelcase
LEARNING

FLOS

emu

M
MATTIAZZI
ITALY

moooi

Kartell

Microsoft

S
↓

Bend
Goods

GOODEE

VERGE
SENSE

CRESTRON




Get in Touch

To find out more about solutions and spaces that lead to better health outcomes for everyone involved in the complex work of care, Visit steelcasehealth.com.

Meet us:

Experience our curated spaces, including our newest solutions for healthcare and work, while engaging with experts in health through in-person or virtual tours of our showrooms.

Connect with us:

-  facebook.com/steelcasehealth
-  [@SteelcaseHealth](https://twitter.com/SteelcaseHealth)
-  <https://www.linkedin.com/showcase/steelcase-health/>

¹National Council of State Boards of Nursing, Association of American Medical Colleges
²National Institute of Mental Health

24-0000000210

© 2023 Steelcase Inc.
All rights reserved.

Trademarks contained herein are the property of Steelcase Inc. or of their respective owners.



