
Steelcase Flex Collection



Understanding

Height-Adjustable Desks and Bases	126
Curved Screens	133
Personal Spaces	134
Accessories	136



Specifying

Rectangle Height-Adjustable Desks and Bases	138
120° Height-Adjustable Desks	142
Curved Screens	146
Desk Mount Privacy Wraps	147
Accessories	149

Flex Rectangle Height-Adjustable Desks and Bases

Height-adjustable desks

bring mobility and wellbeing, allowing users to change posture and location to suit their work needs. Optional integrated power includes a single power cord that comes out of the desk for ease of movement.

► Specifying, pages 138–140

Desk has a wood core with a High-Pressure Laminate, wood veneer surface, or a plywood core with a plywood surface, and is 1" thick.

Edge is available in 3 mm edge profile, when High-Pressure Laminate is selected.

Square edge is available in 3 mm edge profile, when wood veneer is selected.

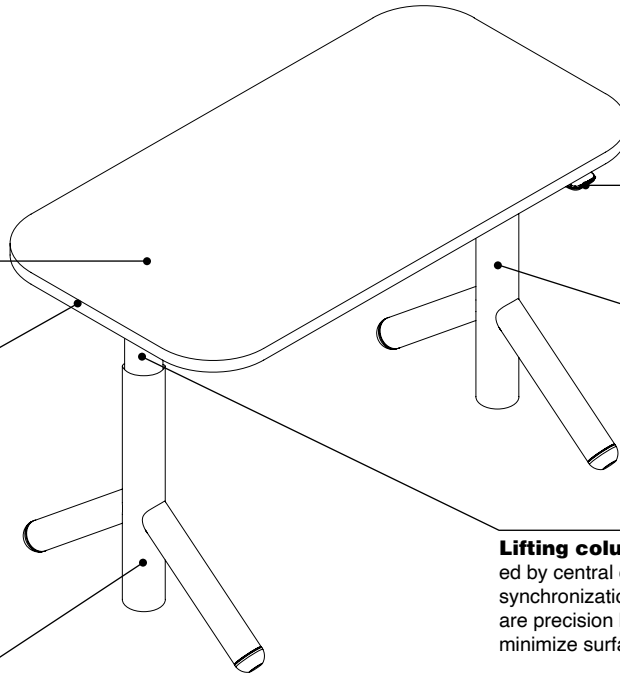
Plywood desks edge profile is exposed plywood with a square (3 mm) radius.

Basic height-adjustable base adjusts from 27³/₈"H–46⁶/₁₀"H in any increment.

Extended height-adjustable base adjusts from 22³/₈"H to 48⁷/₁₀"H in any increment.

Brakes are available as an option or can be specified separately. Brake can be activated by the user to fix the mobile desk into place and is engaged by spinning the ring to the floor.

Tip: Brake is recommend for use on hard floors.



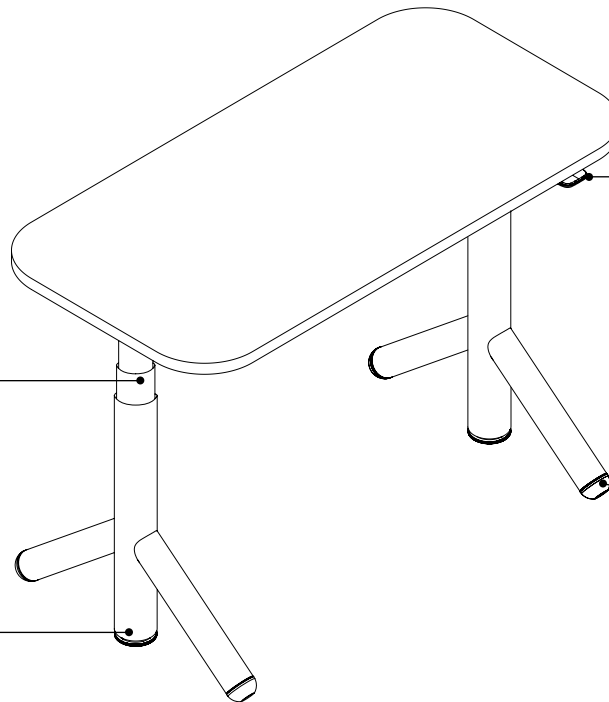
Push button simple touch controller adjusts height at a rate of 1¹/₂" per second.

Base supports a maximum distributed weight load of 360 pounds (2-leg).

Tip: When calculating lifting capacity, subtract the weight of the worksurface, understructure, and options selected.

► See page 129 for worksurface weights.

Lifting column is controlled by central control box for synchronization. Columns are precision balanced to minimize surface vibrations.



Active touch controller is Bluetooth-enabled and is standard and includes digital display, two preset buttons, double-tap automatic drive, and active motion posture reminders.

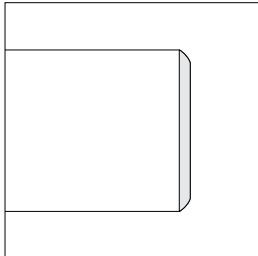
Tip: Steelcase Rise mobile app is available that pairs with any active touch controller to support preferences, presets, and activity tracking.

Directional rollers provide intentional user mobility.

Product Details

High-Pressure Laminate Desks

Edge profile is available in 3 mm edge profile.



PVC-free, 3 mm edge profiles are proprietary polyolefin blend for all solid colors and woodgrain finishes.

Edge profile finishes are specified separately from laminate color.

Radius corners are standard and have a 5" radius on all four sides with a continuous user edge. Radius corners eliminate sharp edges and are appropriate for mobile furniture.

Wood Veneer Desks

Edge profile is wood veneer with a square (3 mm) radius.

Plywood Desks

Plywood desk's edge profile is exposed plywood with a square (3 mm) radius.

Simple touch controller is available as an option and easily adjusts height of desk, at a rate of 1½" per second, by lifting or pressing down on the controller.

Tip: Available with an antimicrobial option.

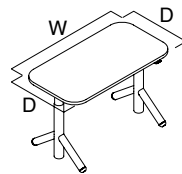
Active touch controller is Bluetooth-enabled and is standard and includes digital display, two preset buttons, double-tap automatic drive, and active motion posture reminders.

Tip: Mobile app is available that pairs with any active touch controller to support preferences, presets, and activity tracking.

Obstruction sensing technology is standard with all Flex desks. The worksurface will backtrack when it makes contact with an object.

The overall depth of the worksurface is 23"D, 24"D, 29"D, or 30"D.

Desk overhang for CPU holder or layering of low storage and pedestals is available as an option. The overhang is 9" and available on 58"W or larger desks. Desk widths 70"W or larger allow for single or dual overhang.



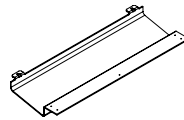
Extended height Flex desks adjust 22¾"H to 48⅞"H in any increment. Basic height-adjustable base adjusts from 27¾"H–46⅞"H in any increment.

Wiring and Cabling

Low surge electric motor with quiet operation adjusts at 1½" per second. Motor is 110V and includes a 10' power cord. Motor has 0.1W standby power.

Chicago requires that desks shipping into Illinois ship with a 9' power cord.

Flex desks and bases are listed by ETL.



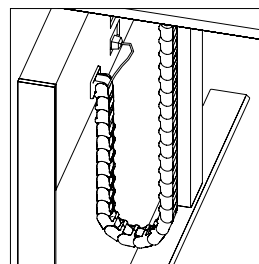
Cable trays are available as an option or can be ordered separately. 46"W–57⅛"W desks use the 28" cable tray. 58"W–72"W desks use the 40"W cable tray. When specifying a desk overhang, see the chart below for additional guidelines.

Overhang	Worksurface Width			
	46"W–57⅛"W	58"W–65⅛"W	66"W–69⅛"W	70"W–72"W
None	28"W Cable Tray	40"W Cable Tray		
Left or Right		28"W Cable Tray	40"W Cable Tray	
Left and Right				28"W Cable Tray

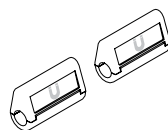
Integrated power is optional and is located in the understructure of a desk. Integrated power consolidates technology to provide one cord out of the desk for convenience to the user. Two versions are available: underworksurface only and underworksurface plus worksurface clamp on convenience power. Worksurface power has two power outlet options, either dual USB-A or USB-C. Desks 57⅛"W and under receive three power outlets in the understructure and desks 58"W and above receive five power outlets. Over-current power protection is standard on the integrated power option. If the over-current protection trips, reset by pushing the button located on the face of the understructure.

Integrated power is standard with a 10' standard black power cord. A 20' cord option is available if additional length is needed. For extra color, braided cord option is available.


Integrated power is available with either a standard three prong NEMA plug for use with standard receptacles or with Steelcase's proprietary thread low-profile plug for use with one-door and two-door low-profile connectors.



Cable riser, with fence connection, inside dimensions are 1"D x 1"W to accommodate a variety of cord sizes. Overall depth is 2".



Magnetic cable clips are optimized for the Flex braided one-cord out solution. However, the magnetic cable clips will work on Ology, Migration SE, and the standard Flex power cords. The clips are used to manage power cords out of the users way. Orderable as a separate style number.



Cable brackets, ordered separately, support horizontal cable management below the worksurface.
 ▶ Specifying, page 150



Inside dimensions of cable brackets are 6"D x 2¼"W x ½"H.

Surface Materials

High-Pressure Laminate Desk

- Laminate
- ▶ See *Surface Materials Reference Manual*.
- Open Line laminate (option)
 A program including non-Steelcase laminates which are suitable for use on Steelcase products.
- ▶ See *Surface Materials Reference Manual*.

3 mm edge profile

- Plastic

Wood Veneer Desk

- Wood veneer (standard)
- Customiz stain (option)
- Full-fill finish (option)

Plywood Desk

- 3862 OP Baltic Birch plywood

Square 3 mm edge profile

- Wood veneer to match desk
- Plywood to match desk

Height-adjustable base

- 4799 Platinum Metallic
- 7207 Black
- 7243 Seagull
- 7360 Merle

Foot

- Paint

Rollers

- 6053 Seagull
- 6205 Black
- 6249 Platinum Solid
- 6527 Merle

Brake

- 6527 Merle

Braided Cord Color Matrix

Braided cord samples are not available to order. Use matrix below that compares the braided cord finish to the nearest Steelcase finish or Pantone color for color reference purposes.

Tip: Braided cord color is defaulted to 9007 Sterling.

Finish	Similar Steelcase Color
9003 Fuchsia	4BQ7 Fuchsia
9004 Marlin	4AZ5 Marlin
9006 Chili	6338 Chili
9007 Sterling*	6059 Sterling Dark Solid
9008 Honey	4CZ5 Honey
9009 Black	0835 Black
9010 Light Peacock	4CZ8 Light Peacock
9011 Seagull	4858 Seagull

*Default finish on integrated power.

Application Topics

Moving desks can collide with other components. Do not install overhead storage, desk-height power, or desk accessories in the path of height-adjustable desks.

Universal boundary screens are not permitted on height-adjustable desks, as they do not pass minimum safety requirements which could result in the desk tipping over.

On extended height desks, any storage higher than 19" will impede the height range of the desk. On basic height desks, any storage higher than 23⁷/₁₀" will impede the height range of the desk.

Tip: Do not place storage underneath controller.

When mounting CPU holders, specify the overhang option.

Tip: CPU holders that require less than 12"D clearance may be mounted inboard of legs.

All assemblies meet or exceed ANSI/BIFMA standards.

⚠ WARNING

Read base only warranty limitations.

▶ See page 129 for *Workstation Design Guidelines and Requirements*.

Keyboard assemblies are not allowed for use on height-adjustable desks. They do not meet minimum safety requirements.

Installation

Desks ship with pre-drilled holes for mounting bases.

Height-adjustable base requires attachment to the worksurface.

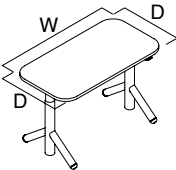
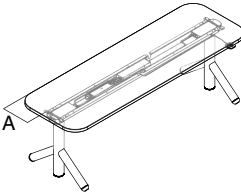
Base supports a maximum distributed weight capacity of 360 pounds.

Tip: When calculating lifting capacity, subtract the weight of the worksurface, understructure, and options.

Tip: A label applied to the underside of the worksurface will include the load-capacity for each desk.

Tip: Flex 90° desk mounted wraps will work on Flex rectangular height-adjustable desks 23"D x 52"W and above.

Worksurface Weight

Worksurface Shape	W	D	Worksurface Weight		Understructure Weight	Leg Clearance (A)	Options	Accessory	
			23"D	24"D			Integrated Power Weight	Desk Mounted Wrap	Curved Screen*
	46"	23" or 24"	27 lb	29 lb	7.1 lb	9½"	5.0 lb	29 lb	1.9 lb
	58"	23" or 24"	35 lb	36 lb	9.4 lb	9½"	5.0 lb	29 lb	3.7 lb
	70"	23" or 24"	42 lb	43 lb	11.7 lb	9½"	5.0 lb	29 lb	5.5 lb
			29"D	30"D					
	46"	29" or 30"	34 lb	36 lb	7.1 lb	12½"	5.0 lb	29 lb	1.9 lb
	58"	29" or 30"	43 lb	45 lb	9.4 lb	12½"	5.0 lb	29 lb	3.7 lb
	70"	29" or 30"	52 lb	54 lb	11.7 lb	12½"	5.0 lb	29 lb	5.5 lb

*For detailed curved screen information, see page 133.

120° Height-Adjustable Desks

120° height-adjustable desks bring mobility and wellbeing, allowing users to change posture and location to suit their work needs. Optional integrated power includes a single power cord that comes out of the desk for ease of movement. ▶ Specifying, pages 142–144

Edge is available in 3 mm edge profile, when High-Pressure Laminate is selected.

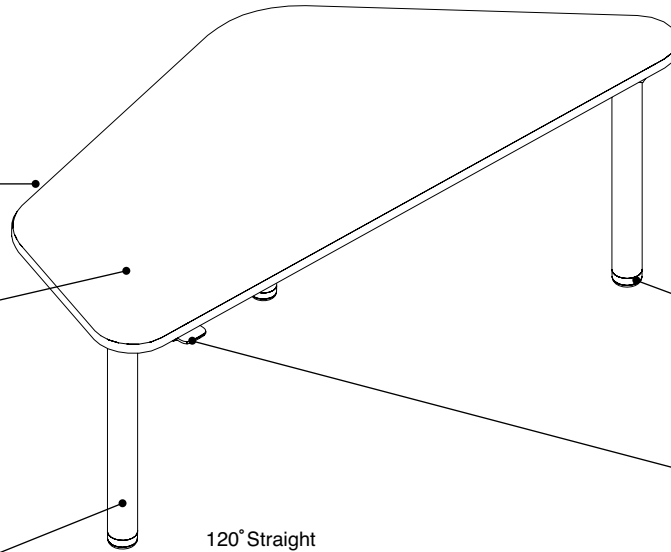
Desk has a wood core with a High-Pressure Laminate, wood veneer surface, or a plywood core with a plywood surface, and is 1" thick.

Base is available in extended or basic height: extended height-adjustable base adjusts from 22³/₅"H to 48⁷/₁₀"H in any increment.

Base supports a maximum distributed weight load of 540 pounds (3-leg).

Tip: When calculating lifting capacity, subtract the weight of the worksurface, understructure, and options selected.

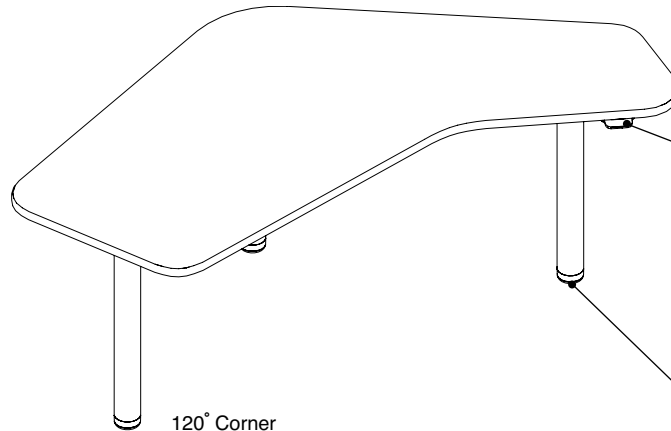
Basic height-adjustable base adjusts from 27³/₅"H–46⁹/₁₀"H in any increment.



120° Straight

Lifting columns are controlled by a central control box for synchronization. Columns are precision balanced to minimize surface vibrations.

Push button simple touch controller adjusts height at a rate of 1½" per second.



120° Corner

Active touch controller is Bluetooth-enabled; is standard and includes digital display, two preset buttons, double-tap automatic drive, and active motion posture reminders.

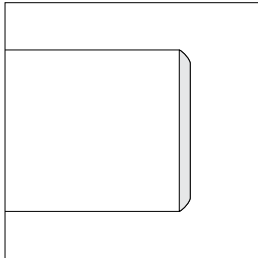
Tip: Steelcase Rise mobile app is available that pairs with any active touch controller to support preferences, presets, and activity tracking.

Slide glide on 120° height-adjustable desks provides intentional user mobility.

Product Details

High-Pressure Laminate Desks

Edge profile is available in 3 mm edge profile.



PVC-free, 3 mm edge profiles are proprietary polyolefin blend for all solid colors and woodgrain finishes.

Edge profile finishes are specified separately from laminate color.

Radius corners are standard with a continuous user edge. Radius corners eliminate sharp edges and are appropriate for mobile furniture.

Wood Veneer Desks

Edge profile is wood veneer with a square (3 mm) radius.

Plywood Desks

Plywood desk's edge profile is exposed plywood with a square (3 mm) radius.

Simple touch controller is available as an option and easily adjusts height of desk, at a rate of 1½" per second, by lifting or pressing down on the controller.

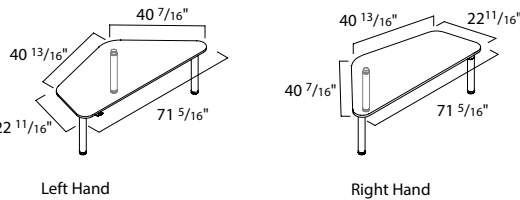
Tip: Available with an antimicrobial option.

Active touch controller is standard and includes digital display, two preset buttons, double-tap automatic drive, and active motion posture reminders.

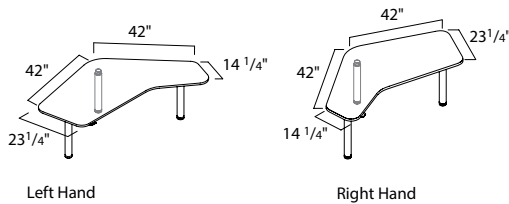
Tip: Mobile app is available that pairs with any active touch controller to support preferences, presets, and activity tracking.

Obstruction sensing technology is standard with all Flex desks. The worksurface will backtrack when it makes contact with an object.

120° Straight

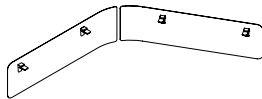


120° Corner



Extended height Flex desks adjust 22¾"H to 487/10"H in any increment.

Basic height-adjustable base adjusts from 27¾"H–469/10"H in any increment.



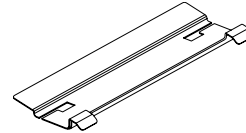
Modesty panels are available on the 120° height-adjustable desks as an option, or can be ordered separately. The two piece design provides modesty for the user, and attachment for the magnetic cable clips to keep the height-adjustable power cord out of the users way.

Wiring and Cabling

Low surge electric motor with quiet operation adjusts at 1½" per second. Motor is 110V and includes a 10' power cord. Motor has 0.1W standby power.

Chicago requires that desks shipping into Illinois ship with a 9' power cord.

Flex desks and bases are listed by ETL.

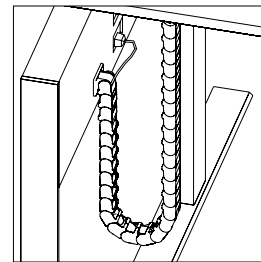


120° cable tray is available on the 120° height-adjustable desks as an option, or can be ordered separately.

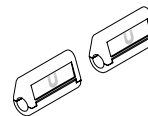
Integrated power is optional and is located in the understructure of a desk. Integrated power consolidates technology to provide one cord out of the desk for convenience to the user. Two versions are available: underworksurface only and underworksurface plus worksurface clamp on convenience power. Worksurface power has two power outlet options, either dual USB-A or USB-C. Desks receive five power outlets. Over-current power protection is standard on the integrated power option. If the over-current protection trips, reset by pushing the button located on the face of the understructure.

Integrated power is standard with a 10' standard black power cord. A 20' cord option is available if additional length is needed. For extra color, a braided cord option is available. Curly cord is also available for extra cord management.


Integrated power is available with either a standard three prong NEMA plug for use with standard receptacles or with Steelcase's proprietary thread low-profile plug for use with one-door and two-door low-profile connectors.



Cable riser, with fence connection, inside dimensions are 1"D x 1"W to accommodate a variety of cord sizes. Overall depth is 2".



Magnetic cable clips are optimized for the Flex braided one-cord out solution. However, the magnetic cable clips will work on Ology, Migration SE, and the standard Flex power cords. The clips are used to manage power cords out of the users way. Orderable as a option on the 120° Flex height-adjustable desks, or as a separate style number.



Cable brackets, ordered separately, support horizontal cable management below the worksurface.

► Specifying, page 150



Inside dimensions of cable brackets are 6"D x 2 1/4"W x 1/2"H.

Surface Materials

High-Pressure Laminate Desk

- Laminate
- See *Surface Materials Reference Manual*.
- Open Line laminate (option)
 - A program including non- Steelcase laminates which are suitable for use on Steelcase products.
- See *Surface Materials Reference Manual*.

3 mm edge profile

- Plastic

Wood Veneer Desk

- Wood veneer (standard)
- Customiz stain (option)
- Full-fill finish (option)

Plywood Desk

- 3862 OP Baltic Birch plywood

Square 3 mm edge profile

- Wood veneer to match desk
- Plywood to match desk

Height-adjustable base

- 4799 Platinum Metallic
- 7207 Black
- 7243 Seagull
- 7360 Merle

Desk slide glide

- 6527 Merle

Modesty panel

- Paint

Modesty panel bracket

- 6527 Merle

Magnetic cable clips

- 6053 Seagull

Braided Cord Color Matrix

Braided cord samples are not available to order. Use matrix below that compares the braided cord finish to the nearest Steelcase finish color for color reference purposes.

Tip: Braided cord color is defaulted to 9007 Sterling.

Finish	Similar Steelcase Color
9003 Fuchsia	4BQ7 Fuchsia
9004 Marlin	4AZ5 Marlin
9006 Chili	6338 Chili
9007 Sterling*	6059 Sterling Dark Solid
9008 Honey	4CZ5 Honey
9009 Black	0835 Black
9010 Light Peacock	4CZ8 Light Peacock
9011 Seagull	4858 Seagull

*Default finish on integrated power.

Application Topics

Moving desks can collide with other components. Do not install overhead storage, desk-height power, or desk accessories in the path of height-adjustable desks.

Universal boundary screens are not permitted on height-adjustable desks, as they do not pass minimum safety requirements which could result in the desk tipping over.

On extended height desks, any storage higher than 19" will impede the height range of the desk. On basic height desks, any storage higher than 23 7/10" will impede the height range of the desk.

Tip: Do not place storage underneath controller.

All assemblies meet or exceed ANSI/BIFMA standards.



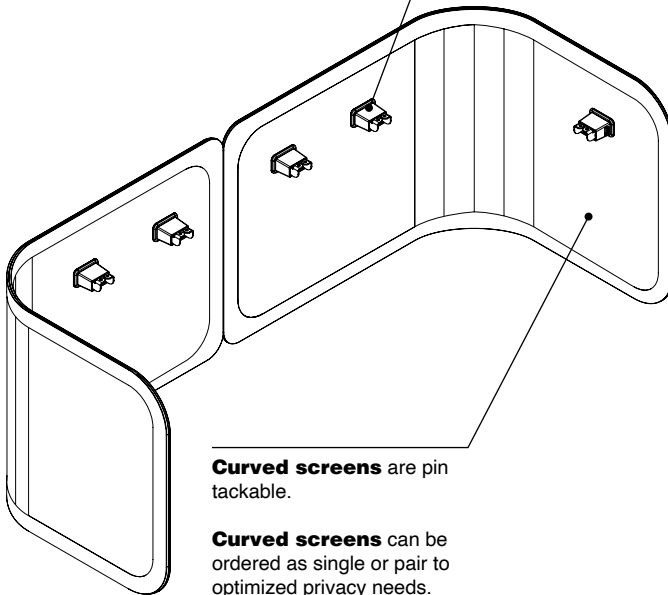
Read base only warranty limitations.

Keyboard assemblies are not allowed for use on height-adjustable desks. They do not meet minimum safety requirements.

Curved screens provide user adjustable privacy and modesty for height-adjustable desks and work tables.

► Specifying, page 146

Curved screens are attached to the worksurface with magnetic brackets allowing for user adjustability between privacy and modesty modes.



Curved screens are pin tackable.

Curved screens can be ordered as single or pair to optimized privacy needs.

Product Details

Curved screens perform to an NRC rating of 0.45.

Application Topics

Curved screens are sized to work with modular size desks. Mounting a pair of screens on a parametric sized desk will create a gap between screens.

Tip: It is recommended that CET SmartTools be used to evaluate the gap on the desk.

Curved screen is mounted with a $\frac{5}{8}$ " cord drop.

Fabric is applied in a warp horizontal direction. Due to the size of the screens, fabric is unable to be applied in a warp vertical direction.

Privacy configuration provides 11½" of screen above the worksurface and 5½" of screen below the worksurface. The height is measured from the top of the mounting surface to the top of the screen, and from the bottom of the mounting surface to the bottom of the screen. Screens are meant to be handled by the user. Choose fabrics colors that will wear well over time.

Modesty configuration provides 3½" of screen above the worksurface and 13½" of screen below the worksurface. The height is measured from the top of the mounting surface to the top of the screen, and from the bottom of the mounting surface to the bottom of the screen.

When ordering a single screen, selecting the correct hand is important. Handedness is assigned from the user position when the curved screen is mounted in privacy mode.

Single curved screens

mounted to a modular size desk will cover half the width of the desk. If more coverage is desired, order the next size larger of screens.

Tip: It is recommended that CET SmartTools be used to evaluate the placement of the screen on the desk.

Surface Materials

Screen

- Fabric

Tip: Some thin, light colored fabrics are not available on these screens. Please see Surface Materials for available fabric finishes.

► Page 278

Brackets

- 6527 Merle

Actual Dimensions

Width	46", 58", or 70"
Height	18"
Weight	1.9 lb, 3.7 lb, 5.5 lb
Depth	½"

Personal Spaces

Desk Mount Privacy Wraps

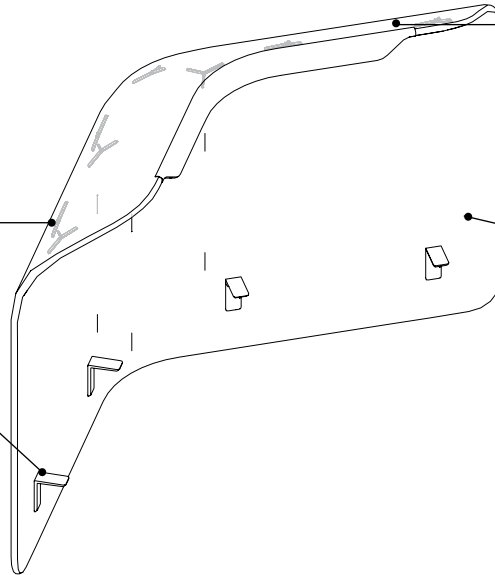
Tackable acoustic privacy wraps offer acoustic privacy and personalization for the user.

► Specifying, pages 147–148

Upholstery details

continue the curvature of the wrap.

120° desk mount privacy wraps are attached via brackets to the 120° straight and 120° corner height-adjustable desks.



Integrated light option

minimizes shadows under privacy wrap, and enhances backdrop for video calls.

Wrap knit covers the entire frame creating a warm and enclosed privacy element.

Actual Dimensions

120° Privacy Wrap

Width Left 40⁹/₁₀"

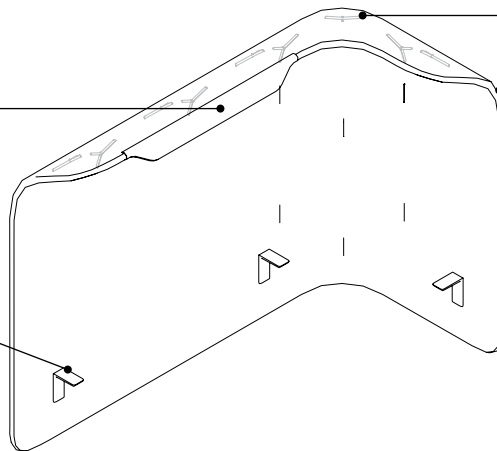
Width Right 40⁹/₁₀"

Height 45¹/₄"

Integrated light option

minimizes shadows under privacy wrap, and enhances backdrop for video calls.

90° desk mount privacy wrap attaches to Flex rectangular height-adjustable desks and worksurfaces that offer a 5" radius corner.



Upholstery details continue the curvature of the wrap.

Frame can accept magnetic name tag or Flex freestanding screens to add personalization and privacy to the workstation.

Actual Dimensions

90° Privacy Wrap

Depth 25⁴/₅"

Width 52⁹/₁₀"

Height 45¹/₄"

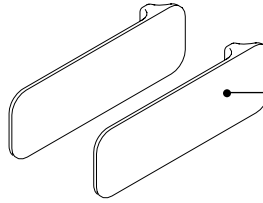
Wrap Knit and Light Finish Matrix

Wrap Finish Name	Wrap Finish Code	Light Finish Name	Light Finish Code
Dark Grey/ Merle	5KJ1	Merle	6527
Blue	5KJ2	Seagull	6053
Light Grey/ Platinum	5KJ3	Seagull	6053
Light Brown/ Beige	5KJ4	Milk	6052

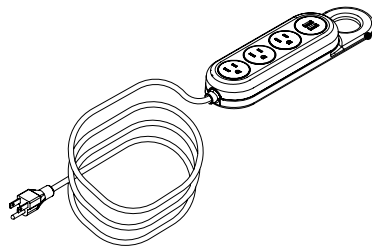
Accessories

Flex accessories can be used across the collection to provide functionality and personalization.

► Specifying, pages 149–152

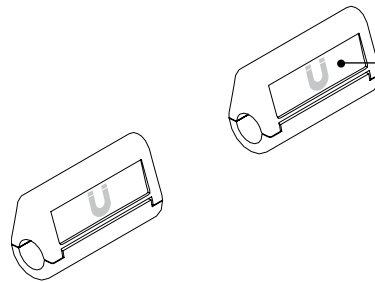


Magnetic name tag attaches to all privacy wraps for personal notes in the workstation. Name tags have an erasable finish and are sold in packages of two or ten.



Power hangers are available in two configurations: four power and three power with USB.

Power hangers hang from the pegs on work tables.



Magnetic cable clips manage the height adjustable power cord. Cable clips are sold in packages of two or ten.

Braided Cord Color Matrix

Braided cord samples are not available to order. Use matrix below that compares the braided cord finish to the nearest Steelcase finish or Pantone color for color reference purposes.

Finish	Similar Steelcase Color
9003 Fuchsia	4BQ7 Fuchsia
9004 Marlin	4AZ5 Marlin
9006 Chili	6338 Chili
9007 Sterling	6059 Sterling Dark Solid
9008 Honey	4CZ5 Honey
9009 Black	0835 Black
9010 Light Peacock	4CZ8 Light Peacock
9011 Seagull	4858 Seagull

Tip: Braided cord color is defaulted to cover finish but can be changed if desired.

Actual Dimensions

	Depth	Width	Height
Power Hanger	2 ³ / ₁₀ "	10"	1 ³ / ₈ "

Product Details

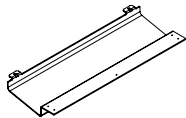
Power hangers are standard with a 10' standard black power cord. A 20' cord option is available if additional length is needed. For extra color, braided cord option is available.

Power hangers are available with either a standard three prong NEMA plug for use with standard receptacles or with Steelcase's proprietary thread low-profile plug for use with one-door and two-door low-profile connectors.

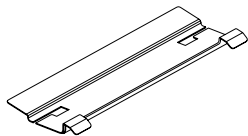
Power hangers are weighted and have a rubberized back to allow them to sit firmly on the worksurface.

Power cords should not be routed in walkways or where subject to damage.

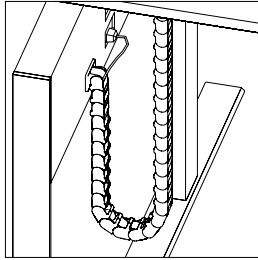
Over-current protection is standard on power hangers. The reset button is located on the side of the power hanger. If the over-current protection trips, reset by pushing the button back into place.




Rectangular cable trays are available as an option or can be ordered separately. 46"W–57¹⁵/₁₆"W desks use the 28"W cable tray. 58"W–72"W desks use the 40"W cable tray. When specifying a desk overhang, see additional cable tray specifying details chart on page 149.



120° cable tray is available on the 120° height-adjustable desks as an option, or can be ordered separately.



Cable riser, with fence connection, inside dimensions are 1"D x 1"W to accommodate a variety of cord sizes. Overall depth is 2".

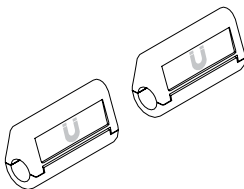


Cable brackets, ordered separately, support horizontal cable management below the worksurface.

▶ Specifying, page 150



Inside dimensions of cable brackets are 6"D x 2¹/₄"W x 1/2"H.



Magnetic cable clips are finished in 6053 Seagull with a 6527 Merle magnet logo.

Surface Materials

Power hangers

- 4AY2 Chili
- 4AZ5 Marlin
- 4BQ7 Fuchsia
- 4CZ8 Light Peacock
- 7243 Seagull
- 7360 Merle

Rectangular and 120° cable trays

- P631 Dark Heather Grey

Cable bracket

- 6527 Merle

Cable riser

- 7360 Merle

Cable catch

- P630 Medium Heather Grey
- P631 Dark Heather Grey

Magnetic cable clips

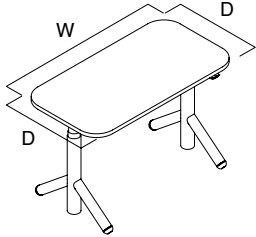
- 6053 Seagull with 6527 Merle magnet symbol

Magnetic name tag

- 6009 Arctic White (erasable)

Steelcase Flex Collection

Rectangle Height-Adjustable Desks



Tip: Height-adjustable desks shipping to Illinois will receive 9' power cord.

Tip: Attachment hardware is intended for worksurfaces 1" thick only.

Tip: The 9" overhang is available on 58"W or larger desks.

Tip: Desks 70"W or larger allow for single or dual overhang.

Tip: When specifying a desk overhang, see understanding for additional cable tray specifying details.

Tip: Cost for OLL Price Group 1 is in addition to cost of laminate.

Tip: Veneer Group 02, Veneer Group 03, and Veneer Full Fill upcharge is in addition to the Veneer Group 01 cost.

Tip: On 23"/24"D and less than 58"W desks, only single and dual flat panel monitor arm applications are permitted for use. See Steelcase Worktools Specification Guide.

Tip: For desks 29"/30"Dx58"W and greater additional monitor arm configurations are allowed. See Steelcase Worktools Specification Guide.

Tip: Standard plug is a NEMA 5-15 3-prong plug.

Standard Includes

- Worksurface:
 - High-Pressure Laminate price group 01 with 3 mm plastic edge
 - Wood group 01 veneer with matching 3 mm square edge, if selected
- Electric height-adjustable sit-to-stand base: paint price group 01
- Active touch controller
- Foot: paint price group 01
- Roller: plastic
- Modular widths: 46", 58", or 70"
- Attachment hardware
- No overhang on worksurface
- Power cord: 10' with standard plug

Options

Size Option	Modular	No cost
	Parametric	No cost
Overhang	No Overhang	No cost
	Overhang - Left	No cost
	Overhang - Left & Right	No cost
	Overhang - Right	No cost
Top Surface Finish	Laminate HPL Price Group 01	No cost
	Veneer Custom Stain	No cost
	Laminate HPL Price Group 02	46"W-54"W: +\$25 54 1/16"W"-72"W: +\$33
	Laminate HPL Price Group 03	46"W-54"W: +\$49 54 1/16"W"-72"W: +\$65
	Veneer Price Group 01	See below
	Veneer Full Fill	+\$102
	Veneer Price Group 03	+\$359
Base Finish	OLL Price Group 1	+\$102
	Paint Price Group 01	No cost
	Paint Price Group 02	+\$22
Foot Finish	Paint Price Group 01	No cost
	Paint Price Group 02	+\$22
	Paint Price Group 03	+\$41
Power Configuration	No under Worksurface Power	No cost
	Under Worksurf Clamp with USB-A	46"W-57 15/16"W: +\$801 58"W"-72"W: +\$834
	Under Worksurf Clamp with USB-C	46"W-57 15/16"W: +\$1,122 58"W"-72"W: +\$1,153
	Under Worksurface Only	46"W-57 15/16"W: +\$476 58"W"-72"W: +\$508
Power Cord	10' Standard Cord	No cost
	10' Braided Cord	+\$74
	20' Standard Cord	+\$74
	20' Braided Cord	+\$220
	8' Curly Cord	+\$319
Power Plug Type	Standard NEMA 5-15 3-Prong	No cost
	Thread Low Profile Plug	+\$40
PVC	With PVC	No cost
	Non PVC	+\$34

► Product Information continued on next page

Steelcase Flex Collection

Rectangle Height-Adjustable Desks

► Product Information continued from previous page

Options		
Cable Tray	No Cable Tray With Cable Tray	No cost See below
Controller	Active Touch Controller Simple Touch Controller	No cost -\$74
Antimicrobial	Non-Antimicrobial With Antimicrobial	No cost No cost
Brake	No Brake With Brake	No cost +\$69

Tip: The standard active touch controller is Bluetooth-enabled to allow pairing with the Steelcase Rise app.

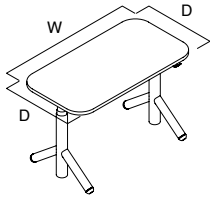
Tip: Antimicrobial can be specified only when specifying simple touch controller.

Steelcase Flex Collection

Specification Information

Style Number	Dimensions Depth	Size Option	Base Prices					Cable Tray (Add \$ to Base Price)
			Width					
		Modular	46"W	N.A.	58"W	N.A.	70"W	
		Parametric	46"W- 48"W	48 1/16"W- 54"W	54 1/16"W- 60"W	60 1/16"W- 66"W	66 1/16"W- 72"W	

Rectangle Height-Adjustable Desks



Laminate HPL Price Group 01 - Basic Height

FLXSRQ	Dimensions	46"W	54"W	60"W	66"W	72"W	Cable Tray
	23" or 24"	\$2400	\$2474	\$2548	\$2629	\$2709	+\$183
	29" or 30"	\$2691	\$2777	\$2859	\$2946	\$3037	+\$205

Veneer Price Group 01 - Basic Height

FLXSRQ	Dimensions	46"W	54"W	60"W	66"W	72"W	Cable Tray
	23" or 24"	\$3207	\$3294	\$3381	\$3477	\$3567	+\$183
	29" or 30"	\$3534	\$3632	\$3724	\$3829	\$3928	+\$205

Laminate HPL Price Group 01 - Extended Height

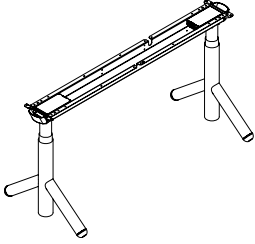
FLXERQ	Dimensions	46"W	54"W	60"W	66"W	72"W	Cable Tray
	23" or 24"	\$2604	\$2683	\$2765	\$2852	\$2935	+\$183
	29" or 30"	\$2920	\$3010	\$3102	\$3196	\$3292	+\$205

Veneer Price Group 01 - Extended Height

FLXERQ	Dimensions	46"W	54"W	60"W	66"W	72"W	Cable Tray
	23" or 24"	\$3411	\$3503	\$3598	\$3700	\$3793	+\$183
	29" or 30"	\$3763	\$3865	\$3967	\$4079	\$4183	+\$205

Steelcase Flex Collection

Rectangle Height-Adjustable Bases



Tip: Attachment hardware is intended for worksurfaces 1" thick only.

Tip: The 9" overhang is available on 58"W or larger desks.

Tip: Desks 70"W or larger allow for single or dual overhang.

Tip: When specifying a desk overhang, see understanding for additional cable tray specifying details.

Tip: Standard plug is a NEMA 5-15 3-prong plug.

Tip: On 23"/24"D and less than 58"W desks, only single and dual flat panel monitor arm applications are permitted for use. See Steelcase Worktools Specification Guide.

Tip: For desks 29"/30"Dx58"W and greater additional monitor arm configurations are allowed. See Steelcase Worktools Specification Guide.

Tip: The standard active touch controller is Bluetooth-enabled to allow pairing with the Steelcase Rise app.

Standard Includes

- Electric height-adjustable sit-to-stand base: paint price group 01
- Foot: paint price group 01
- Roller: plastic
- Active touch controller
- Modular widths: 46", 58", or 70"
- Attachment hardware
- No overhang on worksurface
- Power cord: 10' with standard plug

Options

Size Option	Modular	No cost
	Parametric	No cost
Overhang	No Overhang	No cost
	Overhang - Left	No cost
	Overhang - Left & Right	No cost
	Overhang - Right	No cost
Base Finish	Paint Price Group 01	No cost
	Paint Price Group 02	+\$22
Foot Finish	Paint Price Group 01	No cost
	Paint Price Group 02	+\$22
	Paint Price Group 03	+\$41
Power Configuration	No under Worksurface Power	No cost
	Under Worksurf Clamp with USB-A	46"W-57 15/16"W: +\$801 58"W"-72"W: +\$834
	Under Worksurf Clamp with USB-C	46"W-57 15/16"W: +\$1,122 58"W"-72"W: +\$1,153
	Under Worksurface Only	46"W-57 15/16"W: +\$476 58"W"-72"W: +\$508
Power Cord	10' Standard Cord	No cost
	10' Braided Cord	+\$74
	20' Standard Cord	+\$74
	20' Braided Cord	+\$220
	8' Curly Cord	+\$319
Power Plug Type	Standard NEMA 5-15 3-Prong	No cost
	Thread Low Profile Plug	+\$40
PVC	With PVC	No cost
	Non PVC	+\$34
Cable Tray	No Cable Tray	No cost
	With Cable Tray	See below
Controller	Active Touch Controller	No cost
	Simple Touch Controller	-\$74
Antimicrobial	Non-Antimicrobial	No cost
	With Antimicrobial	No cost
Brake	No Brake	No cost
	With Brake	+\$69

► **Product Information continued on next page**

Steelcase Flex Collection

Rectangle Height-Adjustable Bases

► Product Information continued from previous page

Specification Information

Style Number	Dimensions Depth	Width Size Option	Base Prices					Cable Tray (Add \$ to Base Price)
			46"W	N.A.	58"W	N.A.	70"W	
		Modular	46"W	N.A.	58"W	N.A.	70"W	
		Parametric	46"W-	48 1/16"W-	54 1/16"W-	60 1/16"W-	66 1/16"W-	
			48"W	54"W	60"W	66"W	72"W	

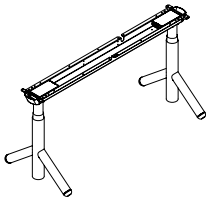
Rectangle Height-Adjustable Bases

Basic Height

Style Number	Dimensions	46"W	48 1/16"W	54 1/16"W	60 1/16"W	66 1/16"W	72"W	Cable Tray
FLXSRQB	23" or 24"	\$2271	\$2344	\$2418	\$2500	\$2577		+\$183
	29" or 30"	\$2557	\$2641	\$2668	\$2715	\$2740		+\$205

Extended Height

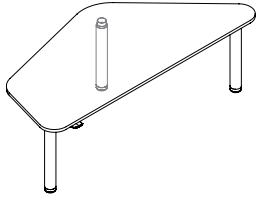
Style Number	Dimensions	46"W	48 1/16"W	54 1/16"W	60 1/16"W	66 1/16"W	72"W	Cable Tray
FLXERQB	23" or 24"	\$2462	\$2542	\$2620	\$2710	\$2796		+\$183
	29" or 30"	\$2774	\$2862	\$2896	\$2943	\$2970		+\$205



Tip: Antimicrobial can be specified only when specifying simple touch controller.

Steelcase Flex Collection

120° Height-Adjustable Desks



Tip: Height-adjustable desks shipping to Illinois will receive 9' power cord.

Tip: Attachment hardware is intended for worksurfaces 1" thick only.

Tip: Cost for OLL Price Group 1 is in addition to cost of laminate.

Tip: Veneer Group 02, Veneer Group 03, and Veneer Full Fill upcharge is in addition to the Veneer Group 01 cost.

Tip: Standard plug is a NEMA 5-15 3-prong plug.

Tip: The standard active touch controller is Bluetooth-enabled to allow pairing with the Steelcase Rise app.

Standard Includes

- Worksurface:
 - High-Pressure Laminate price group 01 with 3 mm plastic edge
 - Wood group 01 veneer with matching 3 mm square edge, if selected
- Electric height-adjustable sit-to-stand base: paint price group 01
- Active touch controller
- Power cord: 10' with standard plug
- Slide glide: plastic
- Attachment hardware

Options

Handedness	Left Hand	No cost
	Right Hand	No cost
Depth - Left	22 11/16"	No cost
	40 7/16"	No cost
Depth - Right	22 11/16"	No cost
	40 7/16"	No cost
Width Back	40 13/16"	No cost
Width Front	71 5/16"	No cost
Top Surface Finish	Laminate HPL Price Group 01	No cost
	Veneer Custom Stain	No cost
	Laminate HPL Price Group 02	+\$33
	Laminate HPL Price Group 03	+\$63
	Veneer Full Fill	+\$102
	Veneer Price Group 03	+\$359
	Veneer Price Group 01	+\$744
Base Finish	OLL Price Group 1	+\$102
	Paint Price Group 01	No cost
Power Configuration	Paint Price Group 02	+\$22
	No under Worksurface Power	No cost
	Under Worksurface Only	+\$508
	Under Worksurf Clamp with USB-A	+\$834
Power Cord	Under Worksurf Clamp with USB-C	+\$1153
	10' Standard Cord	No cost
	10' Braided Cord	+\$74
	20' Standard Cord	+\$74
	20' Braided Cord	+\$220
Power Plug Type	8' Curly Cord	+\$319
	Standard NEMA 5-15 3-Prong	No cost
	Thread Low Profile Plug	+\$40
PVC	With PVC	No cost
	Non PVC	+\$34
Controller	Active Touch Controller	No cost
	Simple Touch Controller	-\$74
Antimicrobial	Non-Antimicrobial	No cost
	With Antimicrobial	No cost
Magnetic Cable Clip	No Magnetic Cable Clip	No cost
	With Magnetic Cable Clips	+\$95

► **Product Information continued on next page**

Steelcase Flex Collection

120° Height-Adjustable Desks

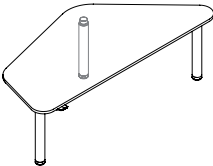
► **Product Information continued from previous page**

Options		
Cable Tray	No Cable Tray	No cost
	With Cable Tray	+\$183
Modesty Panel	No Modesty Panel	No cost
	Modesty Panel	+\$650
Modesty Panel Finish	Paint Price Group 01	No cost
	Paint Price Group 02	+\$20
	Paint Price Group 03	+\$37

Tip: Antimicrobial can be specified only when specifying simple touch controller.

Tip: Magnetic cable clips come in a pack of two when ordered with the height-adjustable desk style number.

Specification Information



Style Number Base Prices

120° Straight Desk Height-Adjustable, Basic Height

FLXSWS3 \$3106

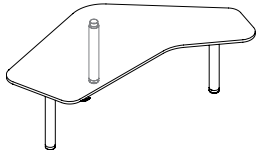
120° Straight Desk Height-Adjustable, Extended Height

FLXEWS3 \$3371

Steelcase Flex Collection

Steelcase Flex Collection

120° Height-Adjustable Desks



Tip: Height-adjustable desks shipping to Illinois will receive 9' power cord.

Tip: Attachment hardware is intended for worksurfaces 1" thick only.

Tip: Cost for OLL Price Group 1 is in addition to cost of laminate.

Tip: Veneer Group 02, Veneer Group 03, and Veneer Full Fill upcharge is in addition to the Veneer Group 01 cost.

Tip: Standard plug is a NEMA 5-15 3-prong plug.

Standard Includes

- Worksurface:
 - High-Pressure Laminate price group 01 with 3 mm plastic edge
 - Wood group 01 veneer with matching 3 mm square edge, if selected
- Electric height-adjustable sit-to-stand base: paint price group 01
- Active touch controller
- Power cord: 10' with standard plug
- Slide glide: plastic
- Attachment hardware

Options

Handedness	Left Hand	No cost
	Right Hand	No cost
Depth - Left	14 1/4"	No cost
	23 1/4"	No cost
Depth - Right	14 1/4"	No cost
	23 1/4"	No cost
Width - Left	42"	No cost
	42"	No cost
Top Surface Finish	Laminate HPL Price Group 01	No cost
	Veneer Custom Stain	No cost
	Laminate HPL Price Group 02	+\$33
	Laminate HPL Price Group 03	+\$63
	Veneer Full Fill	+\$102
	Veneer Price Group 03	+\$359
	Veneer Price Group 01	+\$744
OLL Price Group 1	+\$102	
Base Finish	Paint Price Group 01	No cost
	Paint Price Group 02	+\$22
Power Configuration	No under Worksurface Power	No cost
	Under Worksurface Only	+\$508
	Under Worksurf Clamp with USB-A	+\$834
	Under Worksurf Clamp with USB-C	+\$1153
Power Cord	10' Standard Cord	No cost
	10' Braided Cord	+\$74
	20' Standard Cord	+\$74
	20' Braided Cord	+\$220
	8' Curly Cord	+\$319
Power Cord Finish	Braided Cord	No cost
Power Plug Type	Standard NEMA 5-15 3-Prong	No cost
	Thread Low Profile Plug	+\$40
PVC	With PVC	No cost
	Non PVC	+\$34
Controller	Active Touch Controller	No cost
	Simple Touch Controller	-\$74
Antimicrobial	Non-Antimicrobial	No cost
	With Antimicrobial	No cost

► **Product Information continued on next page**

Steelcase Flex Collection

120° Height-Adjustable Desks

► Product Information continued from previous page

Options		
Magnetic Cable Clip	No Magnetic Cable Clip	No cost
	With Magnetic Cable Clips	+\$95
Cable Tray	No Cable Tray	No cost
	With Cable Tray	+\$183
Modesty Panel	No Modesty Panel	No cost
	Modesty Panel	+\$650
Modesty Panel Finish	Paint Price Group 01	No cost
	Paint Price Group 02	+\$20
	Paint Price Group 03	+\$37

Tip: The standard active touch controller is Bluetooth-enabled to allow pairing with the Steelcase Rise app.

Tip: Antimicrobial can be specified only when specifying simple touch controller.

Tip: Magnetic cable clips come in a pack of two when ordered with the height-adjustable desk style number.

Specification Information

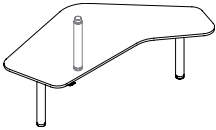
Style Number Base Prices

120° Corner Desk Height-Adjustable, Basic Height

FLXSWC3 \$3137

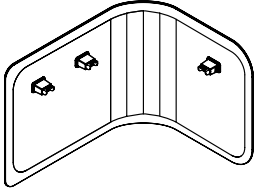
120° Corner Desk Height-Adjustable, Extended Height

FLXEWC3 \$3403



Steelcase Flex Collection

Curved Screens



Tip: Handedness is only needed to specify when ordering single curved screen.

Tip: Fabric is applied in a warp horizontal direction. Due to the size of the screens, fabric is unable to be applied in a warp vertical direction.

Tip: When choosing contrasting fabrics, outside and inside screen fabric must stay within same fabric family.

Standard Includes

- Curved desk screen: fabric price group A or 01
- Magnet attachment housing: 6527 Merle
- Attachment hardware

Options

Inside Screen Finish	Fabric Price Group 01	No cost
	Fabric Price Group A	No cost
	Fabric Customer's Own Material	+\$9
	Fabric Price Group 02	+\$25
	Fabric Price Group 03	+\$65
	Fabric Price Group 04	+\$83
	Fabric Price Group 05	+\$102
	Fabric Price Group 06	+\$118
	Fabric Price Group 07	+\$136
	Fabric Price Group 08	+\$154
Outside Screen Finish	Fabric Price Group 09	+\$172
	Fabric Price Group 10	+\$189
	Fabric Price Group 01	No cost
	Fabric Price Group A	No cost
	Fabric Customer's Own Material	+\$9
	Fabric Price Group 02	+\$25
	Fabric Price Group 03	+\$65
	Fabric Price Group 04	+\$83
	Fabric Price Group 05	+\$102
	Fabric Price Group 06	+\$118
Handedness	LH Privacy/RH Modesty	No cost
	RH Privacy/LH Modesty	No cost

Specification Information

Dimensions		Style Number	Base Prices		
Depth	Height		Desk Width		
			46"W	58"W	70"W

Single

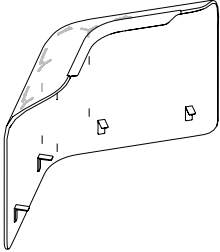
1/2"	18"	FLXCS	\$678	\$782	\$886
------	-----	--------------	-------	-------	-------

Pair

1/2"	18"	FLXCSP	\$1356	\$1564	\$1772
------	-----	---------------	--------	--------	--------

Steelcase Flex Collection

Desk Mounted Wraps



Tip: To coordinate the wrap knit finish and light finish see Wrap Knit and Light Finish Matrix for Personal Spaces.

Tip: 120° desk mounted privacy wrap is optimized for use with the 120° straight and 120° corner height-adjustable tables.

Standard Includes

- Wrap: knit price group 01:
 - 5KJ1 Merle
 - 5KJ2 Cloud
 - 5KJ3 Fog
 - 5KJ4 Sand
- Light, if selected: plastic price group 01:
 - 6052 Milk
 - 6053 Seagull
 - 6527 Merle

Options

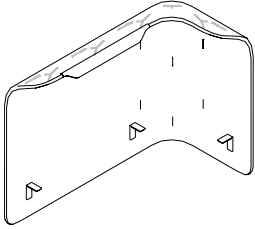
Height	45 1/4"	No cost
Width - Left	40 9/10"	No cost
Width - Right	40 9/10"	No cost
Light	No Light	No cost
	With Light	+\$828 10 Pack: +\$8,284

Specification Information

Style Number	Base Price
120° Desk Mount Privacy Wrap	
FLXDWW	\$2294
120° Desk Mount Privacy Wrap, Quantity 10	
FLXDWW10	\$21,486

Steelcase Flex Collection

Desk Mounted Wraps



Tip: To coordinate the wrap knit finish and light finish see Wrap Knit and Light Finish Matrix for Personal Spaces.

Standard Includes

- Wrap: knit price group 01:
 - 5KJ1 Merle
 - 5KJ2 Cloud
 - 5KJ3 Fog
 - 5KJ4 Sand
- Light, if selected: plastic price group 01:
 - 6052 Milk
 - 6053 Seagull
 - 6527 Merle

Options

Handedness	Left Hand	No cost
	Right Hand	No cost
Height	45 1/4"	No cost
Depth	25 4/5"	No cost
Width	52 9/10"	No cost
Light	No Light	No cost
	With Light	+\$828 10 Pack: +\$8,284

Specification Information


Style Number Base Price

90° Desk Mount Privacy Wrap

FLXDWR \$2294

90° Desk Mount Privacy Wrap, Quantity 10

FLXDWR10 \$21,486



Tip: Power hangers shipping to Illinois will receive 9' power cord.

Tip: Each USB port can utilize up to 2.1 amps. Each port is independent of the other.

Tip: Braided cord color is defaulted to cover finish but can be changed if desired.

Tip: Standard plug is a NEMA 5-15 3-prong plug.

Standard Includes

- Rubberized hanger back: 7360 Merle paint
- Cover:
 - 4AY2 Chili
 - 4AZ5 Marlin
 - 4BQ7 Fuchsia
 - 4CZ8 Light Peacock
 - 7243 Seagull
 - 7360 Merle
- Power cord: 10' with standard plug

Options

Power Configuration	4 Power	No cost
	3 Power 1 USB	+\$119
Power Cord	10' Standard Cord	No cost
	10' Braided Cord	+\$74
	20' Standard Cord	+\$74
	20' Braided Cord	+\$220
Power Plug Type	Standard NEMA 5-15 3-Prong	No cost
	Thread Low Profile Plug	+\$40
PVC	With PVC	No cost
	Non PVC	+\$34

Specification Information

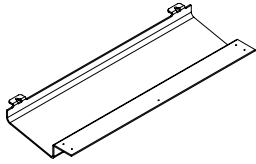
Style Number Base Price

Power Hanger

FLXPH \$538

Steelcase Flex Collection

Accessories



Tip: 46"W-57 15/16"W desks use the 28"W cable tray. 58"W-72"W desks use the 48"W cable tray.

Standard Includes

- Cable tray: P631 Dark Heather Grey molded PET felt
- Attachment hardware
- 28"W cable tray, if 46"W–57 15/16"W worksurface selected
- 40"W cable tray, if 58"W–72"W worksurface selected

Options

Depth	Worksurface	23"	No cost
		24"	No cost
		29"	No cost
		30"	No cost

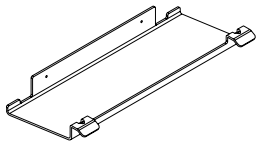
Specification Information

Style Number	Dimensions		Prices
	Worksurface Width	Worksurface Depth	Worksurface
		23"D/24"D	29"D/30"D

Tip: When specifying a desk overhang, see understanding for additional cable tray specifying details.

Cable Tray for Rectangle Height-Adjustable Desks

FLXCT	46"-72"	\$183	\$205
--------------	---------	-------	-------



Tip: Flex 120° cable tray can be used with the Flex 120° straight and Flex 120° corner height-adjustable desks.

Standard Includes

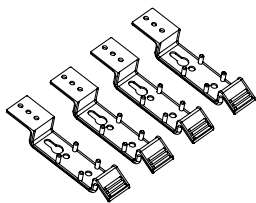
- Cable tray: P631 Dark Heather Grey molded PET felt
- Attachment hardware

Specification Information

Style Number	Price
--------------	-------

Cable Tray for 120° Height-Adjustable Desks

FLXWCT	\$183
---------------	-------



Tip: Cable brackets can be used instead of cable trays or will fit inside footprint of 29"/30"D cable trays.

Standard Includes

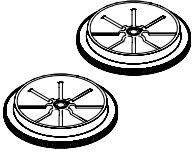
- Cable brackets, quantity of four: 6527 Merle

Specification Information

Style Number	Price
--------------	-------

Cable Brackets

FLXCBK4	\$51
----------------	------



Standard Includes

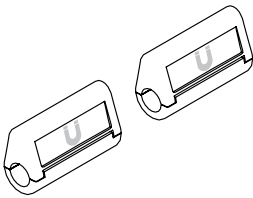
- Two brakes: 6527 Merle
- Attachment hardware

Specification Information

Style Number Price

Brakes for Rectangle Height-Adjustable Desks

FLXBRK \$69



Standard Includes

- Magnetic clips: 6053 Seagull

Specification Information

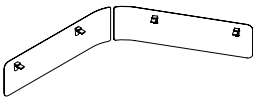
Style Number Price

Magnetic Cable Clips, Quantity 2

FLXMCC2 \$97

Magnetic Cable Clips, Quantity 10

FLXMCC10 \$385



Standard Includes

- Modesty panel: paint price group 01

Options

Modesty Panel Finish	Paint Price Group	Price
	Paint Price Group 01	No cost
	Paint Price Group 02	+\$20
	Paint Price Group 03	+\$37

Specification Information

Style Number Price

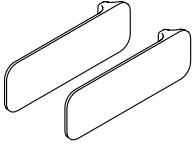
120° Modesty Panel

FLXWMP \$662

Tip: Modesty panel can be used with 120° straight and corner height-adjustable desks and 120° straight seated height work table.

Steelcase Flex Collection

Accessories



Tip: Magnetic name tags work on the privacy wraps.

Standard Includes

- Name tags: 6009 Arctic White

Specification Information

Style Number Prices

Magnetic Name Tags, Quantity 2

FLXMNT2 \$157

Magnetic Name Tags, Quantity 10

FLXMNT10 \$1016