
Steelcase Flex Collection



Understanding

| | |
|-----------------------------------|------------|
| Height-Adjustable Desks and Bases | 126 |
| Curved Screens | 133 |
| Personal Spaces | 134 |
| Accessories | 136 |



Specifying

| | |
|---------------------------------------------|------------|
| Rectangle Height-Adjustable Desks and Bases | 138 |
| 120° Height-Adjustable Desks | 142 |
| Curved Screens | 146 |
| Desk Mount Privacy Wraps | 147 |
| Accessories | 149 |

Flex Rectangle Height-Adjustable Desks and Bases

Height-adjustable

desks bring mobility and wellbeing, allowing users to change posture and location to suit their work needs. Optional integrated power includes a single power cord that comes out of the desk for ease of movement.

► Specifying, pages 138–140

Desk has a wood core with a High-Pressure Laminate, wood veneer surface, or a plywood core with a plywood surface, and is 1" thick.

Edge is available in 3 mm edge profile, when High-Pressure Laminate is selected.

Square edge is available in 3 mm edge profile, when wood veneer is selected.

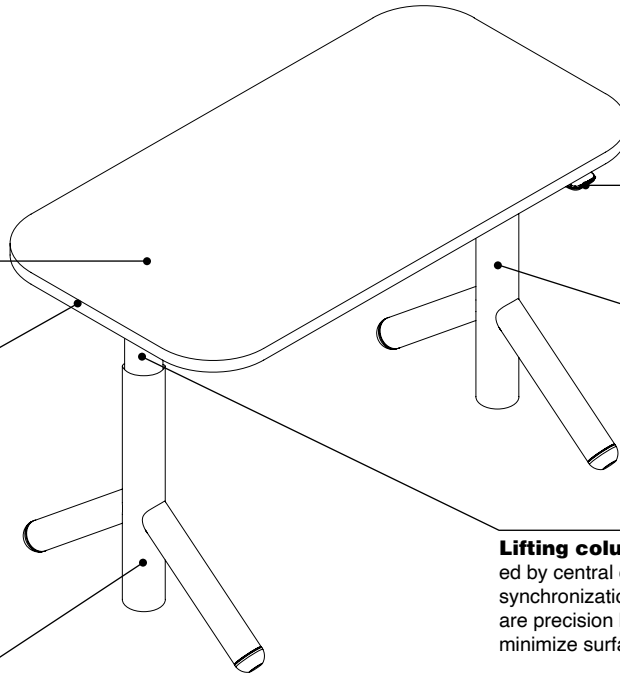
Plywood desks edge profile is exposed plywood with a square (3 mm) radius.

Basic height-adjustable base adjusts from 27³/₅"H–46⁹/₁₀"H in any increment.

Extended height-adjustable base adjusts from 22³/₅"H to 48⁷/₁₀"H in any increment.

Brakes are available as an option or can be specified separately. Brake can be activated by the user to fix the mobile desk into place and is engaged by spinning the ring to the floor.

Tip: Brake is recommend for use on hard floors.



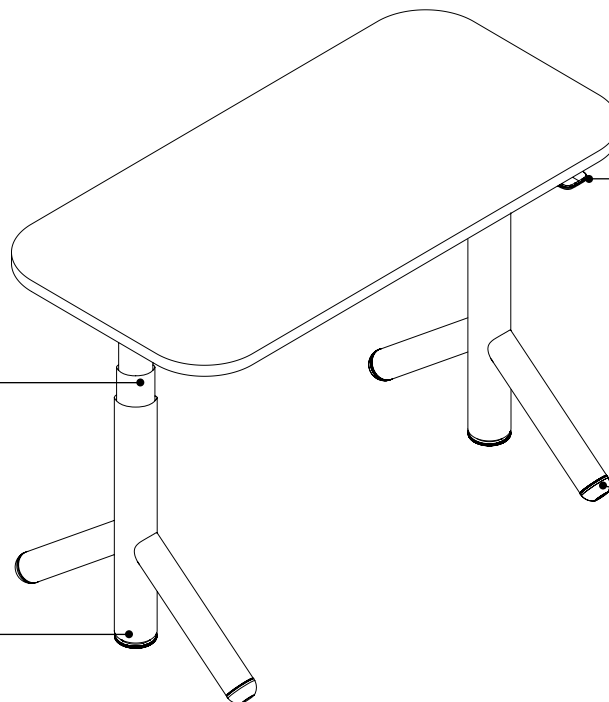
Push button simple touch controller adjusts height at a rate of 1¹/₂" per second.

Base supports a maximum distributed weight load of 360 pounds (2-leg).

Tip: When calculating lifting capacity, subtract the weight of the worksurface, understructure, and options selected.

► See page 129 for worksurface weights.

Lifting column is controlled by central control box for synchronization. Columns are precision balanced to minimize surface vibrations.



Active touch controller is Bluetooth-enabled and is standard and includes digital display, two preset buttons, double-tap automatic drive, and active motion posture reminders.

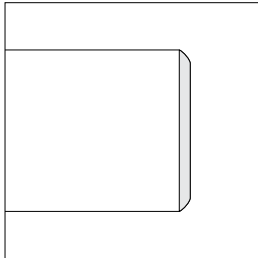
Tip: Steelcase Rise mobile app is available that pairs with any active touch controller to support preferences, presets, and activity tracking.

Directional rollers provide intentional user mobility.

Product Details

High-Pressure Laminate Desks

Edge profile is available in 3 mm edge profile.



PVC-free, 3 mm edge profiles are proprietary polyolefin blend for all solid colors and woodgrain finishes.

Edge profile finishes are specified separately from laminate color.

Radius corners are standard and have a 5" radius on all four sides with a continuous user edge. Radius corners eliminate sharp edges and are appropriate for mobile furniture.

Wood Veneer Desks

Edge profile is wood veneer with a square (3 mm) radius.

Plywood Desks

Plywood desk's edge profile is exposed plywood with a square (3 mm) radius.

Simple touch controller is available as an option and easily adjusts height of desk, at a rate of 1½" per second, by lifting or pressing down on the controller.

Tip: Available with an antimicrobial option.

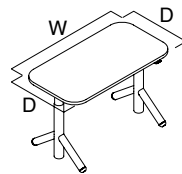
Active touch controller is Bluetooth-enabled and is standard and includes digital display, two preset buttons, double-tap automatic drive, and active motion posture reminders.

Tip: Mobile app is available that pairs with any active touch controller to support preferences, presets, and activity tracking.

Obstruction sensing technology is standard with all Flex desks. The worksurface will backtrack when it makes contact with an object.

The overall depth of the worksurface is 23"D, 24"D, 29"D, or 30"D.

Desk overhang for CPU holder or layering of low storage and pedestals is available as an option. The overhang is 9" and available on 58"W or larger desks. Desk widths 70"W or larger allow for single or dual overhang.



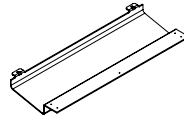
Extended height Flex desks adjust 22¾"H to 48⅞"H in any increment. Basic height-adjustable base adjusts from 27¾"H–46⅞"H in any increment.

Wiring and Cabling

Low surge electric motor with quiet operation adjusts at 1½" per second. Motor is 110V and includes a 10' power cord. Motor has 0.1W standby power.

Chicago requires that desks shipping into Illinois ship with a 9' power cord.

Flex desks and bases are listed by ETL.



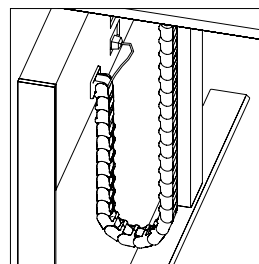
Cable trays are available as an option or can be ordered separately. 46"W–57⅞"W desks use the 28" cable tray. 58"W–72"W desks use the 40"W cable tray. When specifying a desk overhang, see the chart below for additional guidelines.

| Overhang | Worksurface Width | | | |
|----------------|-------------------|-----------------|-----------------|-----------------|
| | 46"W–57⅞"W | 58"W–65⅞"W | 66"W–69⅞"W | 70"W–72"W |
| None | 28"W Cable Tray | 40"W Cable Tray | | |
| Left or Right | | 28"W Cable Tray | 40"W Cable Tray | |
| Left and Right | | | | 28"W Cable Tray |

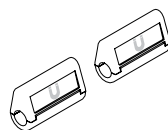
Integrated power is optional and is located in the understructure of a desk. Integrated power consolidates technology to provide one cord out of the desk for convenience to the user. Two versions are available: underworksurface only and underworksurface plus worksurface clamp on convenience power. Worksurface power has two power outlet options, either dual USB-A or USB-C. Desks 57⅞"W and under receive three power outlets in the understructure and desks 58"W and above receive five power outlets. Over-current power protection is standard on the integrated power option. If the over-current protection trips, reset by pushing the button located on the face of the understructure.

Integrated power is standard with a 10' standard black power cord. A 20' cord option is available if additional length is needed. For extra color, braided cord option is available.


Integrated power is available with either a standard three prong NEMA plug for use with standard receptacles or with Steelcase's proprietary thread low-profile plug for use with one-door and two-door low-profile connectors.



Cable riser, with fence connection, inside dimensions are 1"D x 1"W to accommodate a variety of cord sizes. Overall depth is 2".



Magnetic cable clips are optimized for the Flex braided one-cord out solution. However, the magnetic cable clips will work on Ology, Migration SE, and the standard Flex power cords. The clips are used to manage power cords out of the users way. Orderable as a separate style number.



Cable brackets, ordered separately, support horizontal cable management below the worksurface.
 ▶ Specifying, page 135



Inside dimensions of cable brackets are 6"D x 2¼"W x ¼"H.

Surface Materials

High-Pressure Laminate Desk

- Laminate
- ▶ See *Surface Materials Reference Manual*.
- Open Line laminate (option)
 A program including non-Steelcase laminates which are suitable for use on Steelcase products.
- ▶ See *Surface Materials Reference Manual*.

3 mm edge profile

- Plastic

Wood Veneer Desk

- Wood veneer (standard)
- Customiz stain (option)
- Full-fill finish (option)

Plywood Desk

- 3862 OP Baltic Birch plywood

Square 3 mm edge profile

- Wood veneer to match desk
- Plywood to match desk

Height-adjustable base

- 4799 Platinum Metallic
- 7207 Black
- 7243 Seagull
- 7360 Merle

Foot

- Paint

Rollers

- 6053 Seagull
- 6205 Black
- 6249 Platinum Solid
- 6527 Merle

Brake

- 6527 Merle

Braided Cord Color Matrix

Braided cord samples are not available to order. Use matrix below that compares the braided cord finish to the nearest Steelcase finish or Pantone color for color reference purposes.

Tip: Braided cord color is defaulted to 9007 Sterling.

| Finish | Similar Steelcase Color |
|--------------------|--------------------------|
| 9003 Fuchsia | 4BQ7 Fuchsia |
| 9004 Marlin | 4AZ5 Marlin |
| 9006 Chili | 6338 Chili |
| 9007 Sterling* | 6059 Sterling Dark Solid |
| 9008 Honey | 4CZ5 Honey |
| 9009 Black | 0835 Black |
| 9010 Light Peacock | 4CZ8 Light Peacock |
| 9011 Seagull | 4858 Seagull |

*Default finish on integrated power.

Application Topics

Moving desks can collide with other components. Do not install overhead storage, desk-height power, or desk accessories in the path of height-adjustable desks.

Universal boundary screens are not permitted on height-adjustable desks, as they do not pass minimum safety requirements which could result in the desk tipping over.

On extended height desks, any storage higher than 19" will impede the height range of the desk. On basic height desks, any storage higher than 23⁷/₁₀" will impede the height range of the desk.

Tip: Do not place storage underneath controller.

When mounting CPU holders, specify the overhang option.

Tip: CPU holders that require less than 12"D clearance may be mounted inboard of legs.

All assemblies meet or exceed ANSI/BIFMA standards.

WARNING

Read base only warranty limitations.

▶ See page 26 for *Workstation Design Guidelines and Requirements*.

Keyboard assemblies are not allowed for use on height-adjustable desks. They do not meet minimum safety requirements.

Installation

Desks ship with pre-drilled holes for mounting bases.

Height-adjustable base requires attachment to the worksurface.

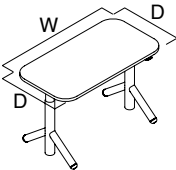
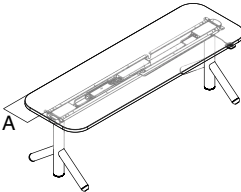
Base supports a maximum distributed weight capacity of 360 pounds.

Tip: When calculating lifting capacity, subtract the weight of the worksurface, understructure, and options.

Tip: A label applied to the underside of the worksurface will include the load-capacity for each desk.

Tip: Flex 90° desk mounted wraps will work on Flex rectangular height-adjustable desks 23"D x 52"W and above.

Worksurface Weight

| Worksurface Shape | W | D | Worksurface Weight | | Understructure Weight | Leg Clearance (A) | Options | Accessory | |
|-------------------------------------------------------------------------------------|-----|------------|--------------------|-------|-----------------------|-------------------|-------------------------|-------------------|----------------|
| | | | 23"D | 24"D | | | Integrated Power Weight | Desk Mounted Wrap | Curved Screen* |
|  | 46" | 23" or 24" | 27 lb | 29 lb | 7.1 lb | 9½" | 5.0 lb | 29 lb | 1.9 lb |
| | 58" | 23" or 24" | 35 lb | 36 lb | 9.4 lb | 9½" | 5.0 lb | 29 lb | 3.7 lb |
| | 70" | 23" or 24" | 42 lb | 43 lb | 11.7 lb | 9½" | 5.0 lb | 29 lb | 5.5 lb |
|  | | | 29"D 30"D | | | | | | |
| | 46" | 29" or 30" | 34 lb | 36 lb | 7.1 lb | 12½" | 5.0 lb | 29 lb | 1.9 lb |
| | 58" | 29" or 30" | 43 lb | 45 lb | 9.4 lb | 12½" | 5.0 lb | 29 lb | 3.7 lb |
| | 70" | 29" or 30" | 52 lb | 54 lb | 11.7 lb | 12½" | 5.0 lb | 29 lb | 5.5 lb |

*For detailed curved screen information, see page 133.

120° Height-Adjustable Desks

120° height-adjustable desks bring mobility and wellbeing, allowing users to change posture and location to suit their work needs. Optional integrated power includes a single power cord that comes out of the desk for ease of movement. ▶ Specifying, pages 142–144

Edge is available in 3 mm edge profile, when High-Pressure Laminate is selected.

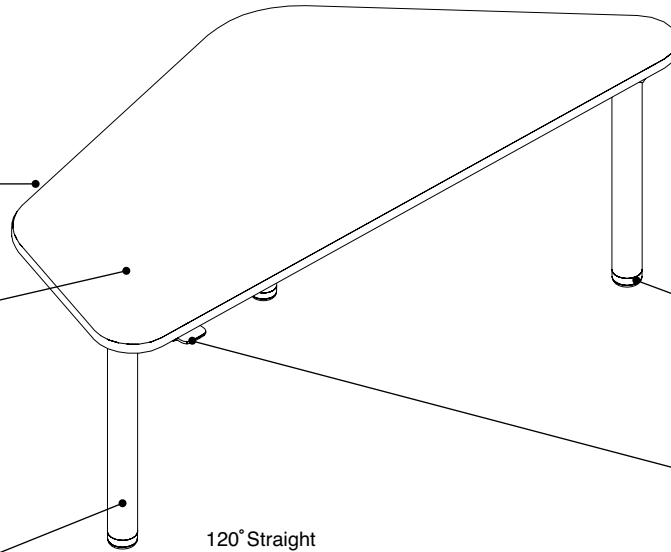
Desk has a wood core with a High-Pressure Laminate, wood veneer surface, or a plywood core with a plywood surface, and is 1" thick.

Base is available in extended or basic height: extended height-adjustable base adjusts from 22³/₅"H to 48⁷/₁₀"H in any increment.

Base supports a maximum distributed weight load of 540 pounds (3-leg).

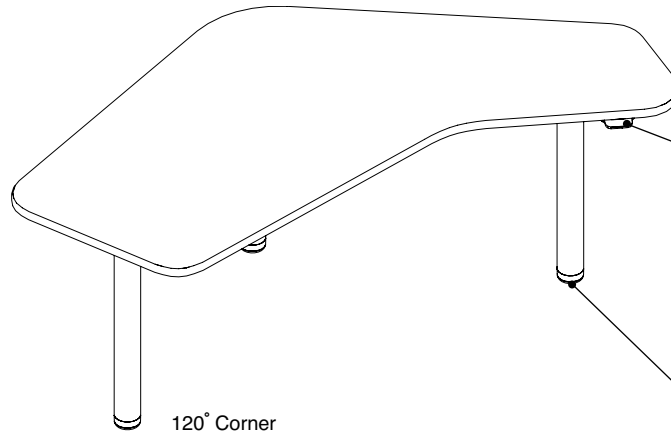
Tip: When calculating lifting capacity, subtract the weight of the worksurface, understructure, and options selected.

Basic height-adjustable base adjusts from 27³/₅"H–46⁹/₁₀"H in any increment.



Lifting columns are controlled by a central control box for synchronization. Columns are precision balanced to minimize surface vibrations.

Push button simple touch controller adjusts height at a rate of 1¹/₂" per second.



Active touch controller is Bluetooth-enabled; is standard and includes digital display, two preset buttons, double-tap automatic drive, and active motion posture reminders.

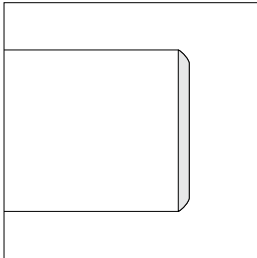
Tip: Steelcase Rise mobile app is available that pairs with any active touch controller to support preferences, presets, and activity tracking.

Slide glide on 120° height-adjustable desks provides intentional user mobility.

Product Details

High-Pressure Laminate Desks

Edge profile is available in 3 mm edge profile.



PVC-free, 3 mm edge profiles are proprietary polyolefin blend for all solid colors and woodgrain finishes.

Edge profile finishes are specified separately from laminate color.

Radius corners are standard with a continuous user edge. Radius corners eliminate sharp edges and are appropriate for mobile furniture.

Wood Veneer Desks

Edge profile is wood veneer with a square (3 mm) radius.

Plywood Desks

Plywood desk's edge profile is exposed plywood with a square (3 mm) radius.

Simple touch controller is available as an option and easily adjusts height of desk, at a rate of 1 1/2" per second, by lifting or pressing down on the controller.

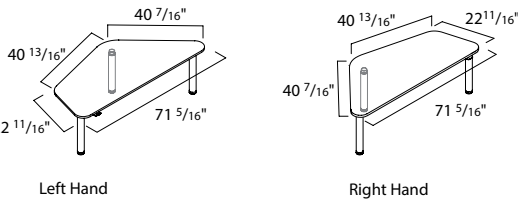
Tip: Available with an antimicrobial option.

Active touch controller is standard and includes digital display, two preset buttons, double-tap automatic drive, and active motion posture reminders.

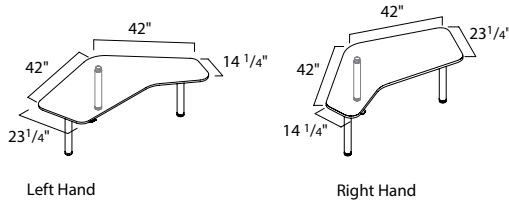
Tip: Mobile app is available that pairs with any active touch controller to support preferences, presets, and activity tracking.

Obstruction sensing technology is standard with all Flex desks. The worksurface will backtrack when it makes contact with an object.

120° Straight

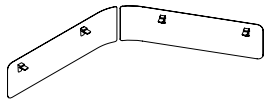


120° Corner



Extended height Flex desks adjust 22 3/8"H to 48 7/10"H in any increment.

Basic height-adjustable base adjusts from 27 3/8"H–46 9/10"H in any increment.



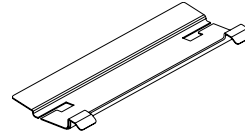
Modesty panels are available on the 120° height-adjustable desks as an option, or can be ordered separately. The two piece design provides modesty for the user, and attachment for the magnetic cable clips to keep the height-adjustable power cord out of the users way.

Wiring and Cabling

Low surge electric motor with quiet operation adjusts at 1 1/2" per second. Motor is 110V and includes a 10' power cord. Motor has 0.1W standby power.

Chicago requires that desks shipping into Illinois ship with a 9' power cord.

Flex desks and bases are listed by ETL.

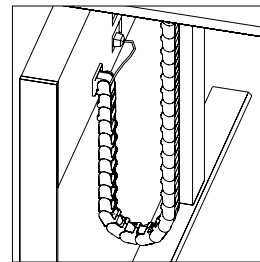


120° cable tray is available on the 120° height-adjustable desks as an option, or can be ordered separately.

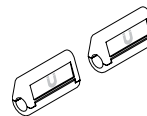
Integrated power is optional and is located in the understructure of a desk. Integrated power consolidates technology to provide one cord out of the desk for convenience to the user. Two versions are available: underworksurface only and underworksurface plus worksurface clamp on convenience power. Worksurface power has two power outlet options, either dual USB-A or USB-C. Desks receive five power outlets. Over-current protection is standard on the integrated power option. If the over-current protection trips, reset by pushing the button located on the face of the understructure.

Integrated power is standard with a 10' standard black power cord. A 20' cord option is available if additional length is needed. For extra color, a braided cord option is available. Curly cord is also available for extra cord management.


Integrated power is available with either a standard three prong NEMA plug for use with standard receptacles or with Steelcase's proprietary thread low-profile plug for use with one-door and two-door low-profile connectors.



Cable riser, with fence connection, inside dimensions are 1"D x 1"W to accommodate a variety of cord sizes. Overall depth is 2".



Magnetic cable clips are optimized for the Flex braided one-cord out solution. However, the magnetic cable clips will work on Ology, Migration SE, and the standard Flex power cords. The clips are used to manage power cords out of the users way. Orderable as a option on the 120° Flex height-adjustable desks, or as a separate style number.



Cable brackets, ordered separately, support horizontal cable management below the worksurface.

► Specifying, page 150



Inside dimensions of cable brackets are 6"D x 2 1/4"W x 1/8"H.

Surface Materials

High-Pressure Laminate Desk

- Laminate
- See *Surface Materials Reference Manual*.
- Open Line laminate (option)
A program including non- Steelcase laminates which are suitable for use on Steelcase products.
- See *Surface Materials Reference Manual*.

3 mm edge profile

- Plastic

Wood Veneer Desk

- Wood veneer (standard)
- Customiz stain (option)
- Full-fill finish (option)

Plywood Desk

- 3862 OP Baltic Birch plywood

Square 3 mm edge profile

- Wood veneer to match desk
- Plywood to match desk

Height-adjustable base

- 4799 Platinum Metallic
- 7207 Black
- 7243 Seagull
- 7360 Merle

Desk slide glide

- 6527 Merle

Modesty panel

- Paint

Modesty panel bracket

- 6527 Merle

Magnetic cable clips

- 6053 Seagull

Braided Cord Color Matrix

Braided cord samples are not available to order. Use matrix below that compares the braided cord finish to the nearest Steelcase finish color for color reference purposes.

Tip: Braided cord color is defaulted to 9007 Sterling.

| Finish | Similar Steelcase Color |
|--------------------|--------------------------|
| 9003 Fuchsia | 4BQ7 Fuchsia |
| 9004 Marlin | 4AZ5 Marlin |
| 9006 Chili | 6338 Chili |
| 9007 Sterling* | 6059 Sterling Dark Solid |
| 9008 Honey | 4CZ5 Honey |
| 9009 Black | 0835 Black |
| 9010 Light Peacock | 4CZ8 Light Peacock |
| 9011 Seagull | 4858 Seagull |

*Default finish on integrated power.

Application Topics

Moving desks can collide with other components. Do not install overhead storage, desk-height power, or desk accessories in the path of height-adjustable desks.

Universal boundary screens are not permitted on height-adjustable desks, as they do not pass minimum safety requirements which could result in the desk tipping over.

On extended height desks, any storage higher than 19" will impede the height range of the desk. On basic height desks, any storage higher than 23 7/10" will impede the height range of the desk.

Tip: Do not place storage underneath controller.

All assemblies meet or exceed ANSI/BIFMA standards.



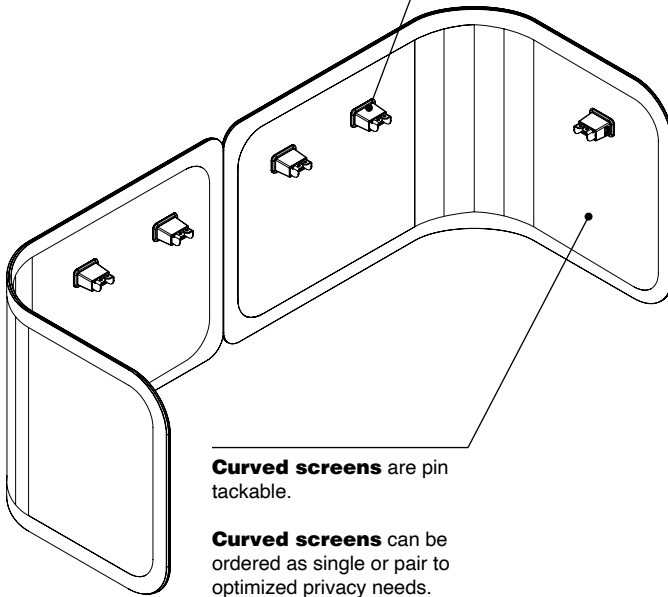
Read base only warranty limitations.

Keyboard assemblies are not allowed for use on height-adjustable desks. They do not meet minimum safety requirements.

Curved screens provide user adjustable privacy and modesty for height-adjustable desks and work tables.

► Specifying, page 146

Curved screens are attached to the worksurface with magnetic brackets allowing for user adjustability between privacy and modesty modes.



Curved screens are pin tackable.

Curved screens can be ordered as single or pair to optimized privacy needs.

Product Details

Curved screens perform to an NRC rating of 0.45.

Application Topics

Curved screens are sized to work with modular size desks. Mounting a pair of screens on a parametric sized desk will create a gap between screens.

Tip: It is recommended that CET SmartTools be used to evaluate the gap on the desk.

Curved screen is mounted with a $\frac{5}{8}$ " cord drop.

Fabric is applied in a warp horizontal direction. Due to the size of the screens, fabric is unable to be applied in a warp vertical direction.

Privacy configuration

provides 11½" of screen above the worksurface and 5½" of screen below the worksurface. The height is measured from the top of the mounting surface to the top of the screen, and from the bottom of the mounting surface to the bottom of the screen. Screens are meant to be handled by the user. Choose fabrics colors that will wear well over time.

Modesty configuration

provides 3½" of screen above the worksurface and 13½" of screen below the worksurface. The height is measured from the top of the mounting surface to the top of the screen, and from the bottom of the mounting surface to the bottom of the screen.

When ordering a single screen,

selecting the correct hand is important. Handedness is assigned from the user position when the curved screen is mounted in privacy mode.

Single curved screens

mounted to a modular size desk will cover half the width of the desk. If more coverage is desired, order the next size larger of screens.

Tip: It is recommended that CET SmartTools be used to evaluate the placement of the screen on the desk.

Surface Materials

Screen

- Fabric

Tip: Some thin, light colored fabrics are not available on these screens. Please see Surface Materials for available fabric finishes.

► Page 284

Brackets

- 6527 Merle

Actual Dimensions

| | |
|---------------|------------------------|
| Width | 46", 58", or 70" |
| Height | 18" |
| Weight | 1.9 lb, 3.7 lb, 5.5 lb |
| Depth | ½" |

Personal Spaces

Desk Mount Privacy Wraps

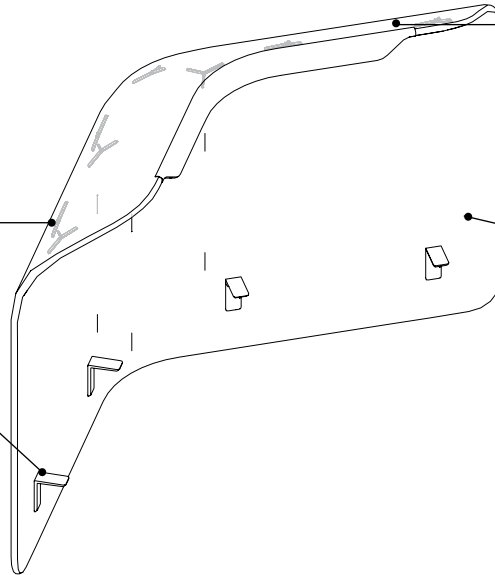
Tackable acoustic privacy wraps offer acoustic privacy and personalization for the user.

► Specifying, pages 145–146

Upholstery details

continue the curvature of the wrap.

120° desk mount privacy wraps are attached via brackets to the 120° straight and 120° corner height-adjustable desks.



Integrated light option

minimizes shadows under privacy wrap, and enhances backdrop for video calls.

Wrap knit covers the entire frame creating a warm and enclosed privacy element.

Actual Dimensions

120° Privacy Wrap

Width Left 40⁹/₁₀"

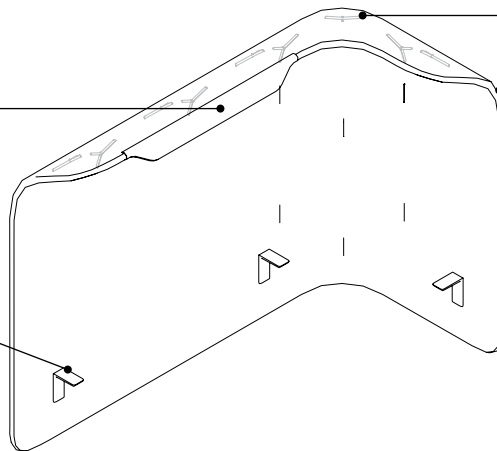
Width Right 40⁹/₁₀"

Height 45¹/₄"

Integrated light option

minimizes shadows under privacy wrap, and enhances backdrop for video calls.

90° desk mount privacy wrap attaches to Flex rectangular height-adjustable desks and worksurfaces that offer a 5" radius corner.



Upholstery details continue the curvature of the wrap.

Frame can accept magnetic name tag or Flex freestanding screens to add personalization and privacy to the workstation.

Actual Dimensions

90° Privacy Wrap

Depth 25⁴/₅"

Width 52⁹/₁₀"

Height 45¹/₄"

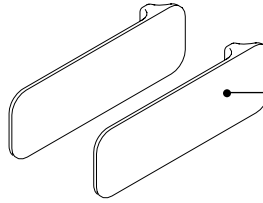
Wrap Knit and Light Finish Matrix

| Wrap Finish Name | Wrap Finish Code | Light Finish Name | Light Finish Code |
|-------------------------|-------------------------|--------------------------|--------------------------|
| Dark Grey/ Merle | 5KJ1 | Merle | 6527 |
| Blue | 5KJ2 | Seagull | 6053 |
| Light Grey/ Platinum | 5KJ3 | Seagull | 6053 |
| Light Brown/ Beige | 5KJ4 | Milk | 6052 |

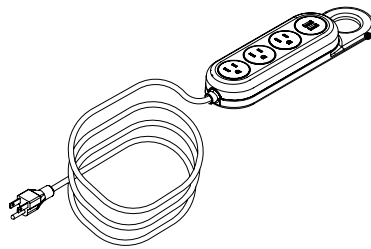
Accessories

Flex accessories can be used across the collection to provide functionality and personalization.

► Specifying, pages 149–152

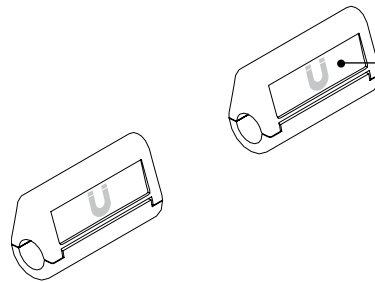


Magnetic name tag attaches to all privacy wraps for personal notes in the workstation. Name tags have an erasable finish and are sold in packages of two or ten.



Power hangers are available in two configurations: four power and three power with USB.

Power hangers hang from the pegs on work tables.



Magnetic cable clips manage the height adjustable power cord. Cable clips are sold in packages of two or ten.

Braided Cord Color Matrix

Braided cord samples are not available to order. Use matrix below that compares the braided cord finish to the nearest Steelcase finish or Pantone color for color reference purposes.

| Finish | Similar Steelcase Color |
|--------------------|--------------------------|
| 9003 Fuchsia | 4BQ7 Fuchsia |
| 9004 Marlin | 4AZ5 Marlin |
| 9006 Chili | 6338 Chili |
| 9007 Sterling | 6059 Sterling Dark Solid |
| 9008 Honey | 4CZ5 Honey |
| 9009 Black | 0835 Black |
| 9010 Light Peacock | 4CZ8 Light Peacock |
| 9011 Seagull | 4858 Seagull |

Tip: Braided cord color is defaulted to cover finish but can be changed if desired.

Actual Dimensions

| | Depth | Width | Height |
|--------------|----------------------------------|-------|---------------------------------|
| Power Hanger | 2 ³ / ₁₀ " | 10" | 1 ³ / ₈ " |

Product Details

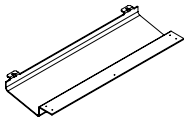
Power hangers are standard with a 10' standard black power cord. A 20' cord option is available if additional length is needed. For extra color, braided cord option is available.

Power hangers are available with either a standard three prong NEMA plug for use with standard receptacles or with Steelcase's proprietary thread low-profile plug for use with one-door and two-door low-profile connectors.

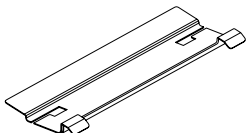
Power hangers are weighted and have a rubberized back to allow them to sit firmly on the worksurface.

Power cords should not be routed in walkways or where subject to damage.

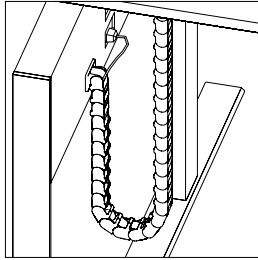
Over-current protection is standard on power hangers. The reset button is located on the side of the power hanger. If the over-current protection trips, reset by pushing the button back into place.




Rectangular cable trays are available as an option or can be ordered separately. 46"W–57¹⁵/₁₆"W desks use the 28"W cable tray. 58"W–72"W desks use the 40"W cable tray. When specifying a desk overhang, see additional cable tray specifying details chart on page 17.



120° cable tray is available on the 120° height-adjustable desks as an option, or can be ordered separately.



Cable riser, with fence connection, inside dimensions are 1"D x 1"W to accommodate a variety of cord sizes. Overall depth is 2".

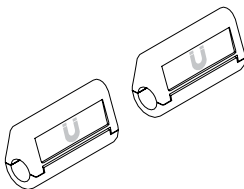


Cable brackets, ordered separately, support horizontal cable management below the worksurface.

▶ Specifying, page 150



Inside dimensions of cable brackets are 6"D x 2¹/₄"W x 1¹/₈"H.



Magnetic cable clips are finished in 6053 Seagull with a 6527 Merle magnet logo.

Surface Materials

Power hangers

- 4AY2 Chili
- 4AZ5 Marlin
- 4BQ7 Fuchsia
- 4CZ8 Light Peacock
- 7243 Seagull
- 7360 Merle

Rectangular and 120° cable trays

- P631 Dark Heather Grey

Cable bracket

- 6527 Merle

Cable riser

- 7360 Merle

Cable catch

- P630 Medium Heather Grey
- P631 Dark Heather Grey

Magnetic cable clips

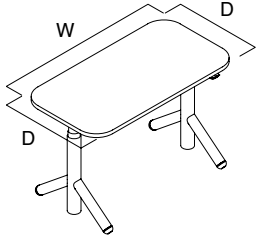
- 6053 Seagull with 6527 Merle magnet symbol

Magnetic name tag

- 6009 Arctic White (erasable)

Steelcase Flex Collection

Rectangle Height-Adjustable Desks



Tip: Height-adjustable desks shipping to Illinois will receive 9' power cord.

Tip: Attachment hardware is intended for worksurfaces 1" thick only.

Tip: The 9" overhang is available on 58"W or larger desks.

Tip: Desks 70"W or larger allow for single or dual overhang.

Tip: When specifying a desk overhang, see understanding for additional cable tray specifying details.

Tip: Cost for OLL Price Group 1 is in addition to cost of laminate.

Tip: Veneer Group 02, Veneer Group 03, and Veneer Full Fill upcharge is in addition to the Veneer Group 01 cost.

Tip: Standard plug is a NEMA 5-15 3-prong plug.

Standard Includes

- Worksurface:
 - High-Pressure Laminate price group 01 with 3 mm plastic edge
 - Plywood with matching square 3 mm edge, if selected
 - Wood group 01 veneer with matching 3 mm square edge, if selected
- Electric height-adjustable sit-to-stand base: paint price group 01
- Active touch controller
- Foot: paint price group 01
- Roller: plastic
- Modular widths: 46", 58", or 70"
- Attachment hardware
- No overhang on worksurface
- Power cord: 10' with standard plug

Options

| | | |
|---------------------|---------------------------------|---------------------------------------------------|
| Size Option | Modular | No cost |
| | Parametric | No cost |
| Overhang | No Overhang | No cost |
| | Overhang - Left | No cost |
| | Overhang - Left & Right | No cost |
| | Overhang - Right | No cost |
| Top Surface Finish | Laminate HPL Price Group 01 | No cost |
| | Veneer Customiz Stain | No cost |
| | Laminate HPL Price Group 02 | 46"W-54"W: +\$25 54 1/16"W"-72"W: +\$33 |
| | Laminate HPL Price Group 03 | 46"W-54"W: +\$49 54 1/16"W"-72"W: +\$65 |
| | Plywood Price Group 01 | See below |
| | Veneer Price Group 01 | See below |
| | Veneer Full Fill | +\$102 |
| | Veneer Price Group 02 | +\$102 |
| Base Finish | Veneer Price Group 03 | +\$359 |
| | OLL Price Group 1 | +\$102 |
| | Paint Price Group 01 | No cost |
| | Paint Price Group 02 | +\$22 |
| Foot Finish | Paint Price Group 01 | No cost |
| | Paint Price Group 02 | +\$22 |
| | Paint Price Group 03 | +\$41 |
| Power Configuration | No under Worksurface Power | No cost |
| | Under Worksurf Clamp with USB-A | 46"W-57 15/16"W: +\$801 58"W"-72"W: +\$834 |
| | Under Worksurf Clamp with USB-C | 46"W-57 15/16"W: +\$1,122 58"W"-72"W: +\$1,153 |
| | Under Worksurface Only | 46"W-57 15/16"W: +\$476 58"W"-72"W: +\$508 |
| Power Cord | 10' Standard Cord | No cost |
| | 10' Braided Cord | +\$74 |
| | 20' Standard Cord | +\$74 |
| | 20' Braided Cord | +\$220 |
| | Curly Cord | +\$319 |
| Power Plug Type | Standard NEMA 5-15 3-Prong | No cost |

► **Product Information continued on next page**

Steelcase Flex Collection

Rectangle Height-Adjustable Desks

► Product Information continued from previous page

| Options | | |
|-----------------|-------------------------|-----------|
| Power Plug Type | Thread Low Profile Plug | +\$40 |
| PVC | With PVC | No cost |
| | Non PVC | +\$34 |
| Cable Tray | No Cable Tray | No cost |
| | With Cable Tray | See below |
| Controller | Active Touch Controller | No cost |
| | Simple Touch Controller | -\$74 |
| Antimicrobial | Non-Antimicrobial | No cost |
| | With Antimicrobial | No cost |
| Brake | No Brake | No cost |
| | With Brake | +\$69 |

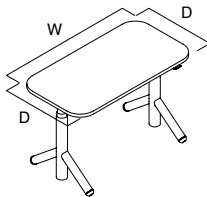
Tip: The standard active touch controller is Bluetooth-enabled to allow pairing with the Steelcase Rise app.

Tip: Antimicrobial can be specified only when specifying simple touch controller.

Specification Information

| Style Number | Dimensions Depth | Size Option | Base Prices | | | | | Cable Tray (Add \$ to Base Price) |
|--------------|---------------------|-------------|-------------|------------|------------|------------|------------|--------------------------------------|
| | | | Width | | | | | |
| | | Modular | 46"W | N.A. | 58"W | N.A. | 70"W | |
| | | Parametric | 46"W- | 48 1/16"W- | 54 1/16"W- | 60 1/16"W- | 66 1/16"W- | |
| | | | 48"W | 54"W | 60"W | 66"W | 72"W | |

Rectangle Height-Adjustable Desks



Laminate HPL Price Group 01 - Basic Height

| FLXSRQ | 23" or 24" | \$2400 | \$2474 | \$2548 | \$2629 | \$2709 | +\$183 |
|--------|------------|--------|--------|--------|--------|--------|--------|
| | 29" or 30" | \$2691 | \$2777 | \$2859 | \$2946 | \$3037 | +\$205 |

Veneer Price Group 01 - Basic Height

| FLXSRQ | 23" or 24" | \$3207 | \$3294 | \$3381 | \$3477 | \$3567 | +\$183 |
|--------|------------|--------|--------|--------|--------|--------|--------|
| | 29" or 30" | \$3534 | \$3632 | \$3724 | \$3829 | \$3928 | +\$205 |

Plywood Price Group 01 - Basic Height

| FLXSRQ | 23" or 24" | \$3327 | \$3412 | \$3502 | \$5482 | \$5562 | +\$183 |
|--------|------------|--------|--------|--------|--------|--------|--------|
| | 29" or 30" | \$3618 | \$3715 | \$3813 | \$5799 | \$5890 | +\$205 |

Laminate HPL Price Group 01 - Extended Height

| FLXERQ | 23" or 24" | \$2604 | \$2683 | \$2765 | \$2852 | \$2935 | +\$183 |
|--------|------------|--------|--------|--------|--------|--------|--------|
| | 29" or 30" | \$2920 | \$3010 | \$3102 | \$3196 | \$3292 | +\$205 |

Veneer Price Group 01 - Extended Height

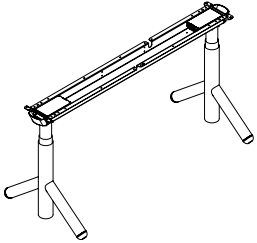
| FLXERQ | 23" or 24" | \$3411 | \$3503 | \$3598 | \$3700 | \$3793 | +\$183 |
|--------|------------|--------|--------|--------|--------|--------|--------|
| | 29" or 30" | \$3763 | \$3865 | \$3967 | \$4079 | \$4183 | +\$205 |

Plywood Price Group 01 - Extended Height

| FLXERQ | 23" or 24" | \$3531 | \$3621 | \$3719 | \$5705 | \$5788 | +\$183 |
|--------|------------|--------|--------|--------|--------|--------|--------|
| | 29" or 30" | \$3847 | \$3948 | \$4056 | \$6049 | \$6145 | +\$205 |

Steelcase Flex Collection

Rectangle Height-Adjustable Bases



Tip: Height-adjustable bases shipping to Illinois will receive 9' power cord.

Tip: Attachment hardware is intended for worksurfaces 1" thick only.

Tip: The 9" overhang is available on 58"W or larger desks.

Tip: Desks 70"W or larger allow for single or dual overhang.

Tip: When specifying a desk overhang, see understanding for additional cable tray specifying details.

Tip: Standard plug is a NEMA 5-15 3-prong plug.

Tip: The standard active touch controller is Bluetooth-enabled to allow pairing with the Steelcase Rise app.

Tip: Antimicrobial can be specified only when specifying simple touch controller.

Standard Includes

- Electric height-adjustable sit-to-stand base: paint price group 01
- Foot: paint price group 01
- Roller: plastic
- Active touch controller
- Modular widths: 46", 58", or 70"
- Attachment hardware
- No overhang on worksurface
- Power cord: 10' with standard plug

Options

| | | |
|---------------------|---------------------------------|--------------------------------------------------|
| Size Option | Modular | No cost |
| | Parametric | No cost |
| Overhang | No Overhang | No cost |
| | Overhang - Left | No cost |
| | Overhang - Left & Right | No cost |
| | Overhang - Right | No cost |
| Base Finish | Paint Price Group 01 | No cost |
| | Paint Price Group 02 | +\$22 |
| Foot Finish | Paint Price Group 01 | No cost |
| | Paint Price Group 02 | +\$22 |
| | Paint Price Group 03 | +\$41 |
| Power Configuration | No under Worksurface Power | No cost |
| | Under Worksurf Clamp with USB-A | 46"W-57 15/16"W: +\$801 58"W-72"W: +\$834 |
| | Under Worksurf Clamp with USB-C | 46"W-57 15/16"W: +\$1,122 58"W-72"W: +\$1,153 |
| | Under Worksurface Only | 46"W-57 15/16"W: +\$476 58"W-72"W: +\$508 |
| Power Cord | 10' Standard Cord | No cost |
| | 10' Braided Cord | +\$74 |
| | 20' Standard Cord | +\$74 |
| | 20' Braided Cord | +\$220 |
| | Curly Cord | +\$319 |
| Power Plug Type | Standard NEMA 5-15 3-Prong | No cost |
| | Thread Low Profile Plug | +\$40 |
| PVC | With PVC | No cost |
| | Non PVC | +\$34 |
| Cable Tray | No Cable Tray | No cost |
| | With Cable Tray | See below |
| Controller | Active Touch Controller | No cost |
| | Simple Touch Controller | -\$74 |
| Antimicrobial | Non-Antimicrobial | No cost |
| | With Antimicrobial | No cost |
| Brake | No Brake | No cost |
| | With Brake | +\$69 |

► **Product Information continued on next page**

Steelcase Flex Collection

Rectangle Height-Adjustable Bases

► Product Information continued from previous page

Specification Information

| Style Number | Dimensions Depth | Width Size Option | Base Prices | | | | | Cable Tray (Add \$ to Base Price) |
|--------------|---------------------|----------------------|-------------|------------|------------|------------|------------|-----------------------------------------|
| | | | 46"W | N.A. | 58"W | N.A. | 70"W | |
| | | Modular | 46"W | N.A. | 58"W | N.A. | 70"W | |
| | | Parametric | 46"W- | 48 1/16"W- | 54 1/16"W- | 60 1/16"W- | 66 1/16"W- | |
| | | | 48"W | 54"W | 60"W | 66"W | 72"W | |

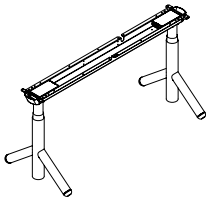
Rectangle Height-Adjustable Bases

Basic Height

| Style Number | Dimensions | 46"W | 48 1/16"W | 54 1/16"W | 60 1/16"W | 66 1/16"W | Cable Tray |
|----------------|------------|--------|-----------|-----------|-----------|-----------|------------|
| FLXSRQB | 23" or 24" | \$2271 | \$2344 | \$2418 | \$2500 | \$2577 | +\$183 |
| | 29" or 30" | \$2557 | \$2641 | \$2668 | \$2715 | \$2740 | +\$205 |

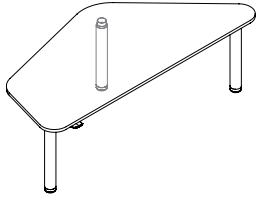
Extended Height

| Style Number | Dimensions | 46"W | 48 1/16"W | 54 1/16"W | 60 1/16"W | 66 1/16"W | Cable Tray |
|----------------|------------|--------|-----------|-----------|-----------|-----------|------------|
| FLXERQB | 23" or 24" | \$2462 | \$2542 | \$2620 | \$2710 | \$2796 | +\$183 |
| | 29" or 30" | \$2774 | \$2862 | \$2896 | \$2943 | \$2970 | +\$205 |



Steelcase Flex Collection

120° Height-Adjustable Desks



Tip: Height-adjustable desks shipping to Illinois will receive 9' power cord.

Tip: Attachment hardware is intended for worksurfaces 1" thick only.

Tip: Cost for OLL Price Group 1 is in addition to cost of laminate.

Tip: Veneer Group 02, Veneer Group 03, and Veneer Full Fill upcharge is in addition to the Veneer Group 01 cost.

Tip: Standard plug is a NEMA 5-15 3-prong plug.

Standard Includes

- Worksurface:
 - High-Pressure Laminate price group 01 with 3 mm plastic edge
 - Plywood with matching square 3 mm edge, if selected
 - Wood group 01 veneer with matching 3 mm square edge, if selected
- Electric height-adjustable sit-to-stand base: paint price group 01
- Active touch controller
- Power cord: 10' with standard plug
- Slide glide: plastic
- Attachment hardware

Options

| | | | |
|---------------------------------|-----------------------------|----------------------------|---------|
| Handedness | Left Hand | No cost | |
| | Right Hand | No cost | |
| Depth - Left | 22 11/16" | No cost | |
| | 40 7/16" | No cost | |
| Depth - Right | 22 11/16" | No cost | |
| | 40 7/16" | No cost | |
| Width Back | 40 13/16" | No cost | |
| Width Front | 71 5/16" | No cost | |
| Top Surface Finish | Laminate HPL Price Group 01 | No cost | |
| | Plywood Price Group 01 | No cost | |
| | Veneer Customiz Stain | No cost | |
| | Laminate HPL Price Group 02 | +\$33 | |
| | Laminate HPL Price Group 03 | +\$63 | |
| | Veneer Full Fill | +\$102 | |
| | Veneer Price Group 02 | +\$102 | |
| | Veneer Price Group 03 | +\$359 | |
| Base Finish | Paint Price Group 01 | No cost | |
| | Paint Price Group 02 | +\$22 | |
| | Power Configuration | No under Worksurface Power | No cost |
| | | Under Worksurface Only | +\$508 |
| Under Worksurf Clamp with USB-A | | +\$834 | |
| Under Worksurf Clamp with USB-C | | +\$1153 | |
| Power Cord | 10' Standard Cord | No cost | |
| | 10' Braided Cord | +\$74 | |
| | 20' Standard Cord | +\$74 | |
| | 20' Braided Cord | +\$220 | |
| | Curly Cord | +\$319 | |
| Power Plug Type | Standard NEMA 5-15 3-Prong | No cost | |
| | Thread Low Profile Plug | +\$40 | |
| PVC | With PVC | No cost | |
| | Non PVC | +\$34 | |
| Controller | Active Touch Controller | No cost | |
| | Simple Touch Controller | -\$74 | |
| Antimicrobial | Non-Antimicrobial | No cost | |
| | With Antimicrobial | No cost | |

► **Product Information continued on next page**

Steelcase Flex Collection

120° Height-Adjustable Desks

► Product Information continued from previous page

| Options | | |
|----------------------|---------------------------|---------|
| Magnetic Cable Clip | No Magnetic Cable Clip | No cost |
| | With Magnetic Cable Clips | +\$95 |
| Cable Tray | No Cable Tray | No cost |
| | With Cable Tray | +\$183 |
| Modesty Panel | No Modesty Panel | No cost |
| | Modesty Panel | +\$650 |
| Modesty Panel Finish | Paint Price Group 01 | No cost |
| | Paint Price Group 02 | +\$20 |
| | Paint Price Group 03 | +\$37 |
| Core Option | Standard Core | No cost |
| | Plywood Core | +\$2499 |

Tip: The standard active touch controller is Bluetooth-enabled to allow pairing with the Steelcase Rise app.

Tip: Antimicrobial can be specified only when specifying simple touch controller.

Tip: Magnetic cable clips come in a pack of two when ordered with the height-adjustable desk style number.

Specification Information

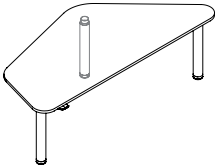
Style Number Base Prices

120° Straight Desk Height-Adjustable, Basic Height

FLXSWS3 \$3106

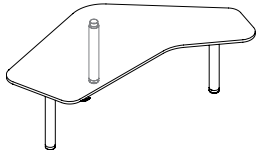
120° Straight Desk Height-Adjustable, Extended Height

FLXEWS3 \$3371



Steelcase Flex Collection

120° Height-Adjustable Desks



Tip: Height-adjustable desks shipping to Illinois will receive 9' power cord.

Tip: Attachment hardware is intended for worksurfaces 1" thick only.

Tip: Cost for OLL Price Group 1 is in addition to cost of laminate.

Tip: Veneer Group 02, Veneer Group 03, and Veneer Full Fill upcharge is in addition to the Veneer Group 01 cost.

Tip: Standard plug is a NEMA 5-15 3-prong plug.

Standard Includes

- Worksurface:
 - High-Pressure Laminate price group 01 with 3 mm plastic edge
 - Plywood with matching square 3 mm edge, if selected
 - Wood group 01 veneer with matching 3 mm square edge, if selected
- Electric height-adjustable sit-to-stand base: paint price group 01
- Active touch controller
- Power cord: 10' with standard plug
- Slide glide: plastic
- Attachment hardware

Options

| | | | |
|---------------------------------|-----------------------------|----------------------------|---------|
| Handedness | Left Hand | No cost | |
| | Right Hand | No cost | |
| Depth - Left | 14 1/4" | No cost | |
| | 23 1/4" | No cost | |
| Depth - Right | 14 1/4" | No cost | |
| | 23 1/4" | No cost | |
| Width - Left | 42" | No cost | |
| Width - Right | 42" | No cost | |
| Top Surface Finish | Laminate HPL Price Group 01 | No cost | |
| | Plywood Price Group 01 | No cost | |
| | Veneer Customiz Stain | No cost | |
| | Laminate HPL Price Group 02 | +\$33 | |
| | Laminate HPL Price Group 03 | +\$63 | |
| | Veneer Full Fill | +\$102 | |
| | Veneer Price Group 02 | +\$102 | |
| | Veneer Price Group 03 | +\$359 | |
| Base Finish | Paint Price Group 01 | No cost | |
| | Paint Price Group 02 | +\$22 | |
| | Power Configuration | No under Worksurface Power | No cost |
| | | Under Worksurface Only | +\$508 |
| Under Worksurf Clamp with USB-A | | +\$834 | |
| Under Worksurf Clamp with USB-C | | +\$1153 | |
| Power Cord | 10' Standard Cord | No cost | |
| | 10' Braided Cord | +\$74 | |
| | 20' Standard Cord | +\$74 | |
| | 20' Braided Cord | +\$220 | |
| | Curly Cord | +\$319 | |
| Power Plug Type | Standard NEMA 5-15 3-Prong | No cost | |
| | Thread Low Profile Plug | +\$40 | |
| PVC | With PVC | No cost | |
| | Non PVC | +\$34 | |
| Controller | Active Touch Controller | No cost | |
| | Simple Touch Controller | -\$74 | |
| Antimicrobial | Non-Antimicrobial | No cost | |
| | With Antimicrobial | No cost | |

► **Product Information continued on next page**

Steelcase Flex Collection

120° Height-Adjustable Desks

► Product Information continued from previous page

| Options | | |
|----------------------|---------------------------|---------|
| Magnetic Cable Clip | No Magnetic Cable Clip | No cost |
| | With Magnetic Cable Clips | +\$95 |
| Cable Tray | No Cable Tray | No cost |
| | With Cable Tray | +\$183 |
| Modesty Panel | No Modesty Panel | No cost |
| | Modesty Panel | +\$650 |
| Modesty Panel Finish | Paint Price Group 01 | No cost |
| | Paint Price Group 02 | +\$20 |
| | Paint Price Group 03 | +\$37 |
| Core Option | Standard Core | No cost |
| | Plywood Core | +\$2499 |

Tip: The standard active touch controller is Bluetooth-enabled to allow pairing with the Steelcase Rise app.

Tip: Antimicrobial can be specified only when specifying simple touch controller.

Tip: Magnetic cable clips come in a pack of two when ordered with the height-adjustable desk style number.

Specification Information

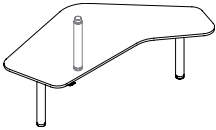
Style Number Base Prices

120° Corner Desk Height-Adjustable, Basic Height

FLXSWC3 \$3137

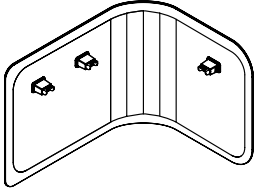
120° Corner Desk Height-Adjustable, Extended Height

FLXEWC3 \$3403



Steelcase Flex Collection

Curved Screens



Tip: Handedness is only needed to specify when ordering single curved screen.

Tip: Fabric is applied in a warp horizontal direction. Due to the size of the screens, fabric is unable to be applied in a warp vertical direction.

Tip: When choosing contrasting fabrics, outside and inside screen fabric must stay within same fabric family.

Standard Includes

- Curved desk screen: fabric price group A or 01
- Magnet attachment housing: 6527 Merle
- Attachment hardware

Options

| | | |
|-----------------------|--------------------------------|---------|
| Inside Screen Finish | Fabric Price Group 01 | No cost |
| | Fabric Price Group A | No cost |
| | Fabric Customer's Own Material | +\$9 |
| | Fabric Price Group 02 | +\$25 |
| | Fabric Price Group 03 | +\$65 |
| | Fabric Price Group 04 | +\$83 |
| | Fabric Price Group 05 | +\$102 |
| | Fabric Price Group 06 | +\$118 |
| | Fabric Price Group 07 | +\$136 |
| | Fabric Price Group 08 | +\$154 |
| Outside Screen Finish | Fabric Price Group 09 | +\$172 |
| | Fabric Price Group 10 | +\$189 |
| | Fabric Price Group 01 | No cost |
| | Fabric Price Group A | No cost |
| | Fabric Customer's Own Material | +\$9 |
| | Fabric Price Group 02 | +\$25 |
| | Fabric Price Group 03 | +\$65 |
| | Fabric Price Group 04 | +\$83 |
| | Fabric Price Group 05 | +\$102 |
| | Fabric Price Group 06 | +\$118 |
| Handedness | LH Privacy/RH Modesty | No cost |
| | RH Privacy/LH Modesty | No cost |

Specification Information

| Dimensions | | Style Number | Base Prices | | |
|------------|--------|--------------|-------------|------|------|
| Depth | Height | | Desk Width | | |
| | | | 46"W | 58"W | 70"W |

Single

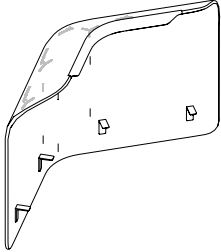
| | | | | | |
|------|-----|--------------|-------|-------|-------|
| 1/2" | 18" | FLXCS | \$678 | \$782 | \$886 |
|------|-----|--------------|-------|-------|-------|

Pair

| | | | | | |
|------|-----|---------------|--------|--------|--------|
| 1/2" | 18" | FLXCSP | \$1356 | \$1564 | \$1772 |
|------|-----|---------------|--------|--------|--------|

Steelcase Flex Collection

Desk Mount Privacy Wraps



Tip: To coordinate the wrap knit finish and light finish see Wrap Knit and Light Finish Matrix for Personal Spaces.

Tip: 120° desk mount privacy wrap is optimized for use with the 120° straight and 120° corner height-adjustable tables.

Standard Includes

- Wrap: knit price group 01:
 - 5KJ1 Merle
 - 5KJ2 Cloud
 - 5KJ3 Fog
 - 5KJ4 Sand
- Light, if selected: plastic price group 01:
 - 6052 Milk
 - 6053 Seagull
 - 6527 Merle

Options

| | | |
|---------------|------------|-----------------------------|
| Height | 45 1/4" | No cost |
| Width - Left | 40 9/10" | No cost |
| Width - Right | 40 9/10" | No cost |
| Light | No Light | No cost |
| | With Light | +\$828 10 Pack: +\$8,284 |

Specification Information

Style Number Base Price

120° Desk Mount Privacy Wrap

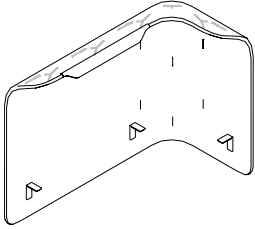
FLXDWW \$2294

120° Desk Mount Privacy Wrap, Quantity 10

FLXDWW10 \$21,486

Steelcase Flex Collection

Desk Mount Privacy Wraps



Tip: To coordinate the wrap knit finish and light finish see Wrap Knit and Light Finish Matrix for Personal Spaces.

Standard Includes

- Wrap: knit price group 01:
 - 5KJ1 Merle
 - 5KJ2 Cloud
 - 5KJ3 Fog
 - 5KJ4 Sand
- Light, if selected: plastic price group 01:
 - 6052 Milk
 - 6053 Seagull
 - 6527 Merle

Options

| | | |
|------------|------------|------------------------------|
| Handedness | Left Hand | No cost |
| | Right Hand | No cost |
| Height | 45 1/4" | No cost |
| Depth | 25 4/5" | No cost |
| Width | 52 9/10" | No cost |
| Light | No Light | No cost |
| | With Light | + \$828 10 Pack: +\$8,284 |

Specification Information


Style Number Base Price

90° Desk Mount Privacy Wrap

FLXDWR \$2294

90° Desk Mount Privacy Wrap, Quantity 10

FLXDWR10 \$21,486



Tip: Power hangers shipping to Illinois will receive 9' power cord.

Tip: Each USB port can utilize up to 2.1 amps. Each port is independent of the other.

Tip: Braided cord color is defaulted to cover finish but can be changed if desired.

Tip: Standard plug is a NEMA 5-15 3-prong plug.

Standard Includes

- Rubberized hanger back: 7360 Merle paint
- Cover:
 - 4AY2 Chili
 - 4AZ5 Marlin
 - 4BQ7 Fuchsia
 - 4CZ8 Light Peacock
 - 7243 Seagull
 - 7360 Merle
- Power cord: 10' with standard plug

Options

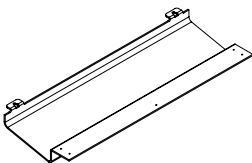
| | | |
|---------------------|----------------------------|---------|
| Power Configuration | 4 Power | No cost |
| | 3 Power 1 USB | +\$119 |
| Power Cord | 10' Standard Cord | No cost |
| | 10' Braided Cord | +\$74 |
| | 20' Standard Cord | +\$74 |
| | 20' Braided Cord | +\$220 |
| Power Plug Type | Standard NEMA 5-15 3-Prong | No cost |
| | Thread Low Profile Plug | +\$40 |
| PVC | With PVC | No cost |
| | Non PVC | +\$34 |

Specification Information

Style Number Base Price

Power Hanger

FLXPH \$538



Tip: 46"W-57 15/16"W desks use the 28"W cable tray. 58"W-72"W desks use the 48"W cable tray.

Standard Includes

- Cable tray: P631 Dark Heather Grey molded PET felt
- Attachment hardware
- 28"W cable tray, if 46"W-57 15/16"W worksurface selected
- 40"W cable tray, if 58"W-72"W worksurface selected

Options

| | | |
|-------------------|-----|---------|
| Depth Worksurface | 23" | No cost |
| | 24" | No cost |
| | 29" | No cost |
| | 30" | No cost |

► **Product Information continued on next page**

Steelcase Flex Collection

Accessories

► **Product Information continued from previous page**

Specification Information

| Style Number | Dimensions | Prices |
|--------------|----------------------|------------------------|
| | Worksurface Width | Worksurface Depth |
| | | 23"D/24"D 29"D/30"D |

Cable Tray for Rectangle Height-Adjustable Desks

| FLXCT | 46"-72" | \$183 | \$205 |
|-------|---------|-------|-------|
|-------|---------|-------|-------|

Tip: When specifying a desk overhang, see understanding for additional cable tray specifying details.

Standard Includes

- Cable tray: P631 Dark Heather Grey molded PET felt
- Attachment hardware

Specification Information

| Style Number | Price |
|--------------|-------|
|--------------|-------|

Cable Tray for 120° Height-Adjustable Desks

| FLXWCT | \$183 |
|--------|-------|
|--------|-------|

Tip: Flex 120° cable tray can be used with the Flex 120° straight and Flex 120° corner height-adjustable desks.

Standard Includes

- Cable brackets, quantity of four: 6527 Merle

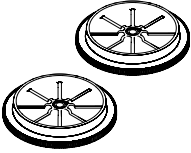
Specification Information

| Style Number | Price |
|--------------|-------|
|--------------|-------|

Cable Brackets

| FLXCBK4 | \$51 |
|---------|------|
|---------|------|

Tip: Cable brackets can be used instead of cable trays or will fit inside footprint of 29"/30"D cable trays.



Standard Includes

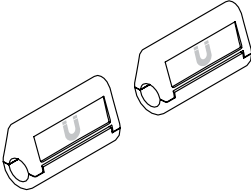
- Two brakes: 6527 Merle
- Attachment hardware

Specification Information

Style Number Price

Brakes for Rectangle Height-Adjustable Desks

FLXBRK \$69



Standard Includes

- Magnetic clips: 6053 Seagull

Specification Information

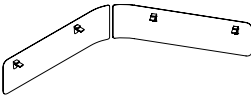
Style Number Price

Magnetic Cable Clips, Quantity 2

FLXMCC2 \$97

Magnetic Cable Clips, Quantity 10

FLXMCC10 \$882



Standard Includes

- Modesty panel: paint price group 01

Options

| | | |
|----------------------|----------------------|---------|
| Modesty Panel Finish | Paint Price Group 01 | No cost |
| | Paint Price Group 02 | +\$20 |
| | Paint Price Group 03 | +\$37 |

Specification Information

Style Number Price

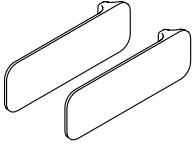
120° Modesty Panel

FLXWMP \$662

Tip: Modesty panel can be used with 120° straight and corner height-adjustable desks and 120° straight seated height work table.

Steelcase Flex Collection

Accessories



Tip: Magnetic name tags work on the privacy wraps.

Standard Includes

- Name tags: 6009 Arctic White

Specification Information

Style Number Prices

Magnetic Name Tags, Quantity 2

FLXMNT2 \$157

Magnetic Name Tags, Quantity 10

FLXMNT10 \$1016