



Steelcase Flex Collection

Availability

Electronic price list updated with release 200.O (U.S.) and 156.O (Canada), dated October 21, 2024.

All specifications subject to change without notice. Reference the electronic catalog/Hedberg for current pricing.

Transitional products in this specification guide are **maintained for existing customers only** and are likely to be phased out over time. These products are indicated with a . Products that are scheduled to be culled are indicated with an , followed by the last order entry date.

Surface Materials

The surface materials team has announced the launch of the Finish Library, found at www.steelcase.com/finishlibrary/.

► For a list of all trademarks, refer to the last page of this specification guide. © 2024 Steelcase Inc.



For Canadian Pricing

Canadian factor can be found at www.steelcase.com/CADpricing/. Calculate in the following order to avoid rounding errors:

- Multiply the base price and each option by the Canadian factor.
- Round each to the nearest dollar.
- Add base and options for total list price.

Working with This Specification Guide

Ten Tips: How to Get the Most Out of This Book	4
Additional Resources	6

Statement of Line

Understanding

Height-Adjustable Desks Comparison Chart	18
Rectangle Height-Adjustable Desks and Bases	20
120° Height-Adjustable Desks	24
How to Calculate Power Needs	27
Work Tables and Slim Tables	28
Single Tables	30
Mobile Power	32
Curved Screens	33
Freestanding Screens	34
Acoustic Boundary	35
Carts	36
Media Cart	38
Markerboard Solutions	40
Mobile Power Charging Cart	42
Perch Stool	44
Docking Station	48
Personal Spaces	50
Accessories	56
Flex Active Frames	58
Flex Active Frame Media Towers	66
Flex Active Frames Work Island	70

► **Table of Contents, continued on next page**

Steelcase Flex Collection, continued

► Table of Contents, continued from previous page

Specifying


Rectangle Height-Adjustable Desks	73
120° Height-Adjustable Desks	75
Height-Adjustable Bases	79
Work Tables—Seated Height	81
Rectangle Work Tables—Standing Height	83
Rectangle Work Table—Bases Only	85
Slim Table	86
Slim Table—Base Only, Standing Height	87
Single Tables	88
Curved Screens	92
Freestanding Screens	93
Acoustic Boundary	94
Carts	95
Media Cart	96
Markerboard Solutions	97
Mobile Power and Charging Cart	99
Perch Stool	101
Docking Station	102
Personal Spaces	103
Accessories	107
Flex Active Frames	113

Surface Materials	139
--------------------------	------------

Resources	145
------------------	------------


Ten Tips: How to Get the Most Out of This Book

Tip 1



Watch the tabs on the right-hand edges of the pages. They'll always indicate which chapter you are in.

Tip 2



Use the Statement of Line pages for an overview of the available components, their sizes, and page references for additional information. Each *Understanding* chapter includes a statement of line after the table of contents.

Tip 3



Find cross references by looking for page numbers flagged with an arrow.

Tip 4

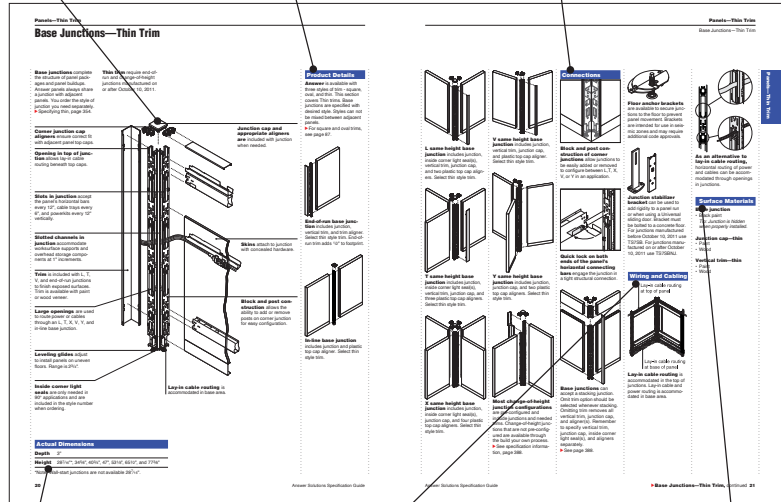
Study the product detail pages in the *Understanding* section to learn everything an expert knows about specific products. Each product detail page in this section contains the following features, where applicable:

- Product Drawing
- Actual Dimensions
- Product Details
- Connections
- Wiring and Cabling
- Surface Materials
- Application Topics

Product Drawing shows you what the product looks like and points out important features.

Product Details gives specific information on the product and how it is used.

Connections describes how the product is assembled or how it attaches to another product.



Actual Dimensions table lists the dimensions of the product.

Wiring and Cabling details the power and cable-management and cable routing capabilities of the product.

Surface Materials lists what material is used for each part of the product.

Tip 5

Refer to the specifying pages for all the information needed to order a product. Each product specifying page contains a variety of elements to help you complete a specification:

- Product Drawing
- Standard Includes
- Required to Specify
- Options
- Related Products
- Specification Information
- Dimensions
- Style Number
- Price

Standard Includes (under the red or dark grey band) provides a list of what comes standard with the product.

Required to Specify (under the red or dark grey band) itemizes the information that you must provide to order the standard product and the preferred sequence for specification.

Specification Information (under the teal or light grey band) provides product dimensions, style numbers, and prices for the standard product and any surface material choices that are available.

Product Drawing shows you what the product looks like.

Options (under the black band) lists all the options that apply to the product, their price, and what is required to specify.

Related Products provide specification information for products that are directly related.

Tip 6

Required to Specify

Specify with *Customiz Stain*

Italic typeface on specifying pages usually identifies wording that you should use in your order.

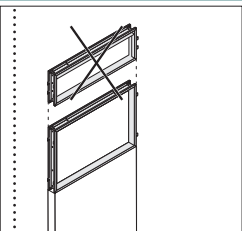
Tip 7

To determine how many skins are needed to complete a panel, consult the table at the right.

Tip: Remember to order skins for both sides of the panel buildup.

Watch for tips throughout the text that give you explanations and helpful instructions.

Tip 8



Learn what you cannot do by looking for drawings crossed out with an "X."

Tip 9

Use the surface materials listings in the Surface Materials section of this book to find surface material color numbers.

Tip 10

Style Number	Page
TS7042BL	131
TS7042S	130
TS7048BL	131
TS7048S	130
TS7060BL	131
TS7060S	130
TS7072BL	131

Refer to the style number index when you know a style number and you need to find the page that has more details about the product.

Additional Resources

Flex products are supported with informational materials, tools, and software to help you plan, specify, and order an installation efficiently.

Printed Materials

Other Specification Guides

Steelcase offers a comprehensive portfolio of furniture and solutions. For the full offering of products, refer to the individual product specification guides. These can be accessed at the www.steelcase.com web site or at village.steelcase.com.

Computer Tools

Electronic Catalog

Accurate sales quotations and purchase orders for Steelcase products are created with specification software that uses Steelcase Electronic Catalog data. Use the data to specify and price style numbers and options for every Steelcase product. The data is updated bimonthly by Steelcase and provided to software programs including: the Hedberg Business System, SmartTools—Steelcase's design and specification software (for more information on SmartTools, please email SmartTools@steelcase.com), the ProjectMatrix Project Symbols libraries, as well as 20-20 CAP Studio.

Furniture Symbol Graphic Data

Steelcase creates 2D and 3D furniture symbols (with attributes) for planning and initially specifying Steelcase products. This data is incorporated into several add-on software packages that work in either a Microstation or an AutoCAD drafting environment.

Digital Publications

You can access these digital publications at www.steelcase.com or village.steelcase.com.

Support

Steelcase Capabilities

Steelcase products are distributed, installed, and serviced through a network of more than 600 dealers worldwide. Steelcase is also represented with offices and corporate showrooms in 26 U.S. cities, 4 Canadian cities, and in France, Germany, Great Britain, and Japan. Every Steelcase product meets our exceptionally high standards of quality and durability and comes with the Steelcase assurance of excellence in service.

For ordering or product assistance,

please call your local dealer, the Steelcase Solutions Resource Team, or the Steelcase Solutions Fulfillment Team at 1.888.STEELCASE (1.888.783.3522) or send an e-mail to lineone@steelcase.com.

Call the Steelcase Solutions Resource Team prior to placing an order, when working on a bid, or when you need information about product applications and specifications.

Call the Steelcase Solutions Fulfillment Team if you have submitted an order to Steelcase and you need to speak to your Solutions Fulfillment Team Representative about the order. Also call if you have any post-shipment quality concerns or service parts questions.

For warranty information, please go to <http://www.steelcase.com/warranty/>.

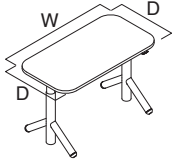
Outside the U.S.A., Canada, Mexico, Puerto Rico, and the U.S. Virgin Islands, call 1.616.247.2500.

For information about Steelcase, the name of your nearest Steelcase dealer, or for product literature, call 1.800.333.9939 or visit our Web site: www.steelcase.com.

Sustainability

At Steelcase, we believe business can be a force for good. We create long-lasting products that are better for people and better for the planet. Our products and operations use life cycle thinking to meet our commitment to reducing climate change. This commitment is reinforced by practices such as designing to minimize global warming and other life cycle impacts, ensuring material health, and enabling end-of-use strategies. To learn more at a corporate level, visit: <https://www.steelcase.com/discover/steelcase/esg-overview/environmental/ProductEnvironmentalProfiles>, which provide key environmental attributes such as recycled content, embodied carbon and recyclability, as well as product certifications can be found by searching for Steelcase at *Origin.build*.

Statement of Line

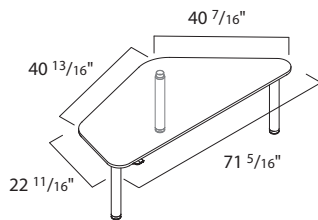


Understanding
 ▶ Page 20
 Specifying
 ▶ Page 73

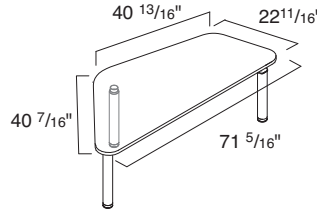
Rectangle Height-Adjustable Desks

	46"W	58"W	70"W
23"D or 24"D	●	●	●
29"D or 30"D	●	●	●

Tip: Widths are parametric to 1/16" from 46"–72".



Left Hand

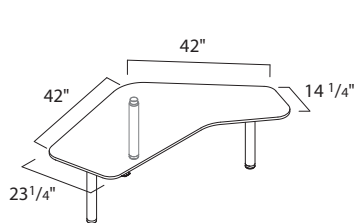


Right Hand

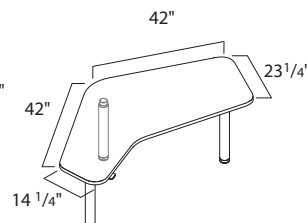
Understanding
 ▶ Page 24
 Specifying
 ▶ Page 75

120° Straight Height-Adjustable Desks

	Depth Left	Depth Right	Width Back	Width Front
Left-Hand	22 ¹¹ / ₁₆ "	40 ⁷ / ₁₆ "	40 ¹³ / ₁₆ "	71 ⁵ / ₁₆ "
Right-Hand	40 ⁷ / ₁₆ "	22 ¹¹ / ₁₆ "	40 ¹³ / ₁₆ "	71 ⁵ / ₁₆ "



Left Hand



Right Hand

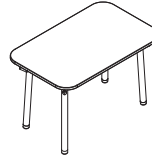
Understanding
 ▶ Page 24
 Specifying
 ▶ Page 77

120° Corner Height-Adjustable Desks

	Depth Left	Depth Right	Width Back	Width Front
Left-Hand	23 ¹ / ₄ "	14 ¹ / ₄ "	42"	42"
Right-Hand	14 ¹ / ₄ "	23 ¹ / ₄ "	42"	42"



Understanding
▶ Page 20
Specifying
▶ Page 79



Understanding
▶ Page 28
Specifying
▶ Page 81

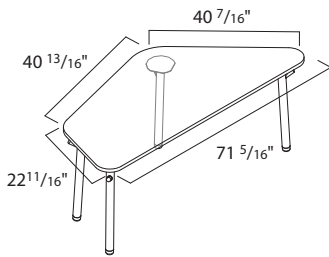
Rectangle Height-Adjustable Bases

	46"W	58"W	70"W
23"D or 24"D	●	●	●
29"D or 30"D	●	●	●

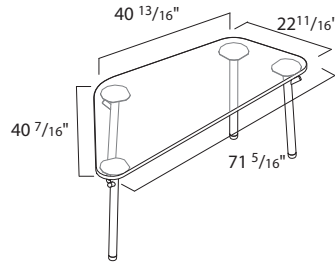
Tip: Widths are parametric to 1/16" from 46"–72".

Rectangle Work Tables—Seated Height

	46"W	58"W	70"W
23"D	●	●	●
29"D	●	●	●



Left Hand

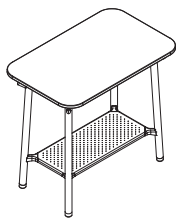


Right Hand

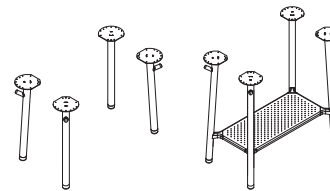
Understanding
▶ Page 28
Specifying
▶ Page 82

120° Straight Work Table—Seated Height

	Depth Left	Depth Right	Width Back	Width Front
Left-Hand	22 ¹¹ / ₁₆ "	40 ⁷ / ₁₆ "	40 ¹³ / ₁₆ "	71 ⁵ / ₁₆ "
Right-Hand	40 ⁷ / ₁₆ "	22 ¹¹ / ₁₆ "	40 ¹³ / ₁₆ "	71 ⁵ / ₁₆ "



Understanding
▶ Page 28
Specifying
▶ Page 83



Understanding
▶ Page 28
Specifying
▶ Page 85

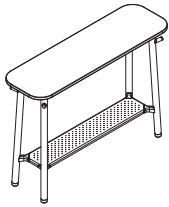
Rectangle Work Tables—Standing Height

	46"W	58"W	70"W
23"D	●	●	●
29"D	●	●	●

Rectangle Work Table—Bases Only

	46"W	58"W	70"W
23"D	●	●	●
29"D	●	●	●

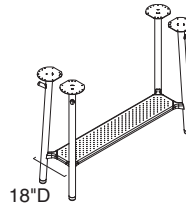
Statement of Line, continued



Understanding
 ▶ Page 28
 Specifying
 ▶ Page 86

Slim Table

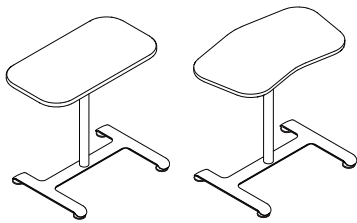
58"W
 18"D ●



Understanding
 ▶ Page 28
 Specifying
 ▶ Page 87

Slim Table—Base Only, Standing Height

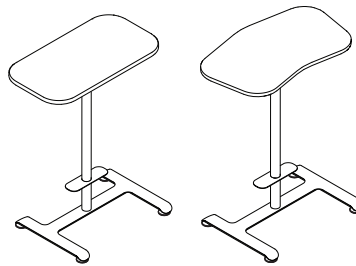
58"W
 18"D ●



Understanding
 ▶ Page 30
 Specifying
 ▶ Page 88

Single Tables—Seated Height

	Rectangle	Chevron
	33"W	33 ³ / ₅ "W
18"D	●	
20"D		●



Understanding
 ▶ Page 30
 Specifying
 ▶ Page 89

Single Tables—Standing Height

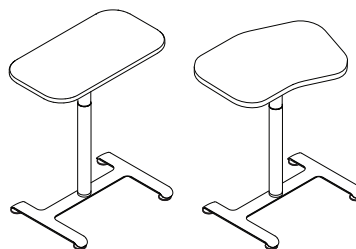
	Rectangle	Chevron
	33"W	33 ³ / ₅ "W
18"D	●	
20"D		●



Understanding
 ▶ Page 30
 Specifying
 ▶ Page 91

Single Table Modesty Panel

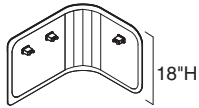
24"W
 11"H ●



Understanding
 ▶ Page 30
 Specifying
 ▶ Page 90

Single Tables—Pneumatic Height

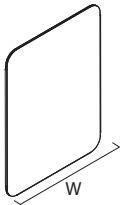
	Rectangle	Chevron
	33"W	33 ³ / ₅ "W
18"D	●	
20"D		●



Understanding
 ▶ Page 33
 Specifying
 ▶ Page 92

Curved Screens

	46"W	58"W	70"W
18"H	●	●	●

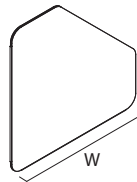


Understanding
 ▶ Page 34
 Specifying
 ▶ Page 93

Rectangle Freestanding Screen

	47"H	60"H	71"H
24"W	●	●	●
30"W	●	●	●
36"W	●	●	●
42"W	●	●	●

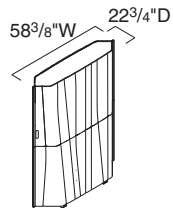
Tip: Rectangle screens are also available parametrically in width to the 1/16" between 24" and 42". Parametric specification defines actual screen width.



Understanding
 ▶ Page 34
 Specifying
 ▶ Page 93

Angled Freestanding Screen

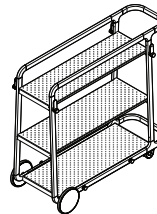
	47"H
47"W	●



Understanding
 ▶ Page 35
 Specifying
 ▶ Page 94

Acoustic Boundary

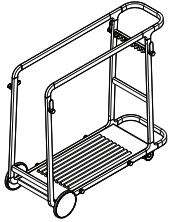
	79"H	116 7/8"H
58 3/8"W	●	●



Understanding
 ▶ Page 36
 Specifying
 ▶ Page 95

Team Cart

	41 3/8"H
46"W	●

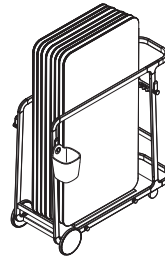


Understanding
 ▶ Page 36
 Specifying
 ▶ Page 95

Board Cart

41³/₈"H

46"W ●

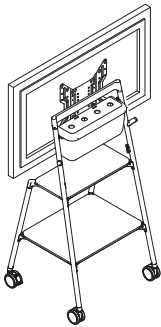


Understanding
 ▶ Page 36
 Specifying
 ▶ Page 95

Board Cart Package

41³/₈"H

46"W ●



Understanding
 ▶ Page 38
 Specifying
 ▶ Page 96

Media Cart

26⁴/₅"D

30¹/₅"W ●

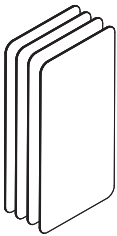


Understanding
 ▶ Page 40
 Specifying
 ▶ Page 97

Markerboard

47"H 71"H

35¹/₂"W ● ●

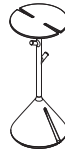


Understanding
 ▶ Page 40
 Specifying
 ▶ Page 97

Markerboard Package

47"H 71"H

35¹/₂"W ● ●




Understanding
 ▶ Page 40
 Specifying
 ▶ Page 97

Stand

38"H

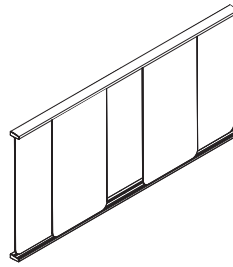
16" Dia. ●



Understanding
▶ Page 40
Specifying
▶ Page 98

Wall Rails

Tip: Widths are parametric to 1/16" from 48"-96"W.



Understanding
▶ Page 40
Specifying
▶ Page 98

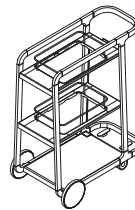
Wall Rails Package

Tip: Widths are parametric to 1/16" from 48"-96"W.



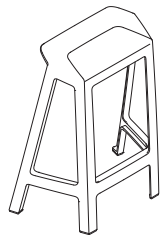
Understanding
▶ Page 32
Specifying
▶ Page 99

Mobile Power



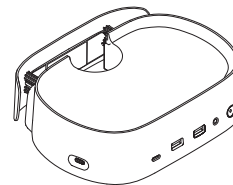
Understanding
▶ Page 42
Specifying
▶ Page 100

Mobile Power Charging Cart



Understanding
▶ Page 44
Specifying
▶ Page 101

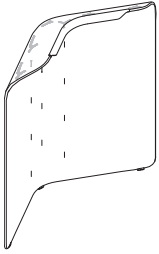
Perch Stool



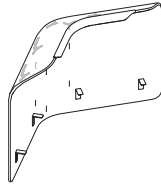
Understanding
▶ Page 48
Specifying
▶ Page 102

Docking Station

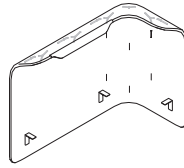
Personal Spaces Privacy Wraps



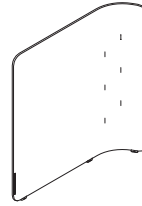
120° Freestanding Privacy Wrap
 Understanding
 ▶ Page 50
 Specifying
 ▶ Page 103



120° Desk Mount Privacy Wrap
 Understanding
 ▶ Page 51
 Specifying
 ▶ Page 104



90° Desk Mount Privacy Wrap
 Understanding
 ▶ Page 51
 Specifying
 ▶ Page 105



120° Back Privacy Wrap
 Understanding
 ▶ Page 52
 Specifying
 ▶ Page 106

Accessories



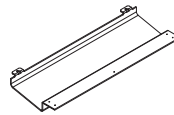
Power Hanger



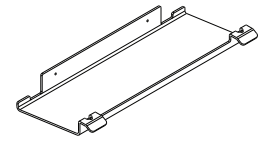
Baskets



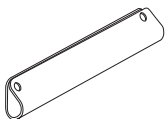
Cups




Cable Tray for Rectangle Height-Adjustable Desks



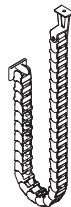
Cable Tray for 120° Flex Height-Adjustable Desks



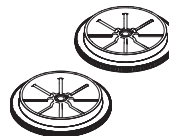
Cable Catch for Rectangle Work Tables



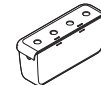
Cable Brackets



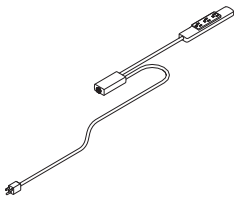
Cable Riser



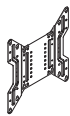
Brakes for Rectangle Height-Adjustable Desks



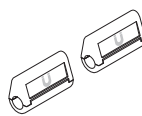
Media Cart Basket



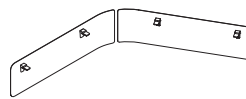
Media Cart Power



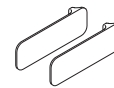
Media Cart VESA Plate Adapter



Magnetic Cable Clips



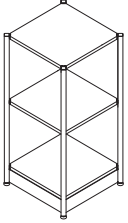
Modesty Panel for 120° Height-Adjustable and 120° Straight Work Table



Magnetic Name Tag

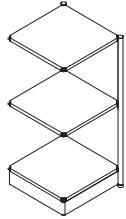
Understanding
 ▶ Page 56
 Specifying
 ▶ Pages 107–112

Flex Active Frames



Frame

Understanding
 ▶ Page 58
 Specifying
 ▶ Page 113



Extension

Understanding
 ▶ Page 58
 Specifying
 ▶ Page 115



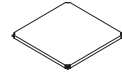
Fixed Board

Understanding
 ▶ Page 58
 Specifying
 ▶ Page 117



Infill Single Panel

Understanding
 ▶ Page 58
 Specifying
 ▶ Page 118



Shelf

Understanding
 ▶ Page 58
 Specifying
 ▶ Page 119



Door

Understanding
 ▶ Page 58
 Specifying
 ▶ Page 120



Tool Box

Understanding
 ▶ Page 58
 Specifying
 ▶ Page 121



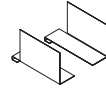
Mobile Board Clip

Understanding
 ▶ Page 58
 Specifying
 ▶ Page 121



Cable Clip

Understanding
 ▶ Page 58
 Specifying
 ▶ Page 121



Bookends

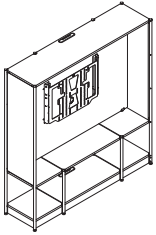
Understanding
 ▶ Page 58
 Specifying
 ▶ Page 121



Coat Rod

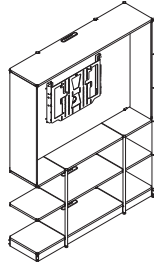
Understanding
 ▶ Page 58
 Specifying
 ▶ Page 122

Flex Active Frame Media Tower



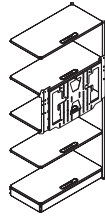
Media Tower Internal Mount

Understanding
▶ Page 66
Specifying
▶ Page 123



Media Tower Internal Mount, Extension

Understanding
▶ Page 66
Specifying
▶ Page 123



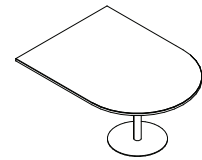
Media Tower External Mount, Extension

Understanding
▶ Page 66
Specifying
▶ Page 126



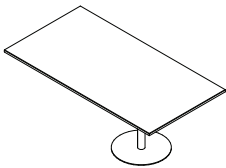
Media Tower Utility Power

Understanding
▶ Page 66
Specifying
▶ Page 128



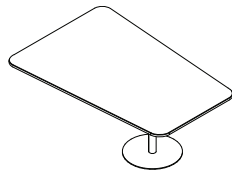
Media Table D-Shape

Understanding
▶ Page 66
Specifying
▶ Page 129



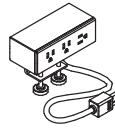
Media Table Rectangle

Understanding
▶ Page 66
Specifying
▶ Page 130



Media Table Sightline

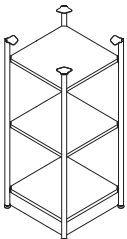
Understanding
▶ Page 66
Specifying
▶ Page 131



Worksurface Clamp Power

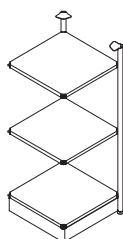
Understanding
▶ Page 66
Specifying
▶ Page 132

Flex Active Frames Work Island



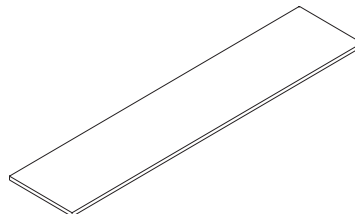
Frame

Understanding
▶ Page 70
Specifying
▶ Page 133



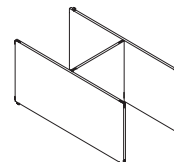
Extension

Understanding
▶ Page 70
Specifying
▶ Page 135



Worksurface

Understanding
▶ Page 70
Specifying
▶ Page 137

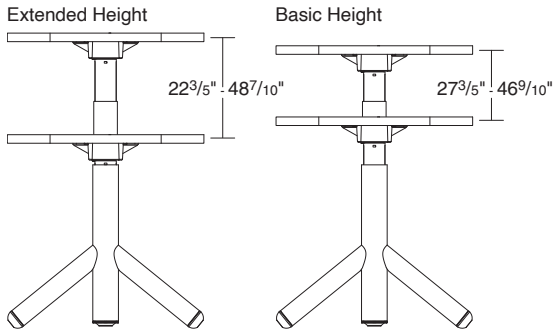


Infill Center Panel

Understanding
▶ Page 70
Specifying
▶ Page 138

Height-Adjustable Desks Comparison Chart

Rectangle Height-Adjustable Desks



Enhanced sit-to-stand height-adjustability

A push button delivers electric adjustability up to 1 1/2" per second. Includes two controller options:

- Simple touch
- Active touch

	Weight Capacity
Flex Rectangle	360 lb

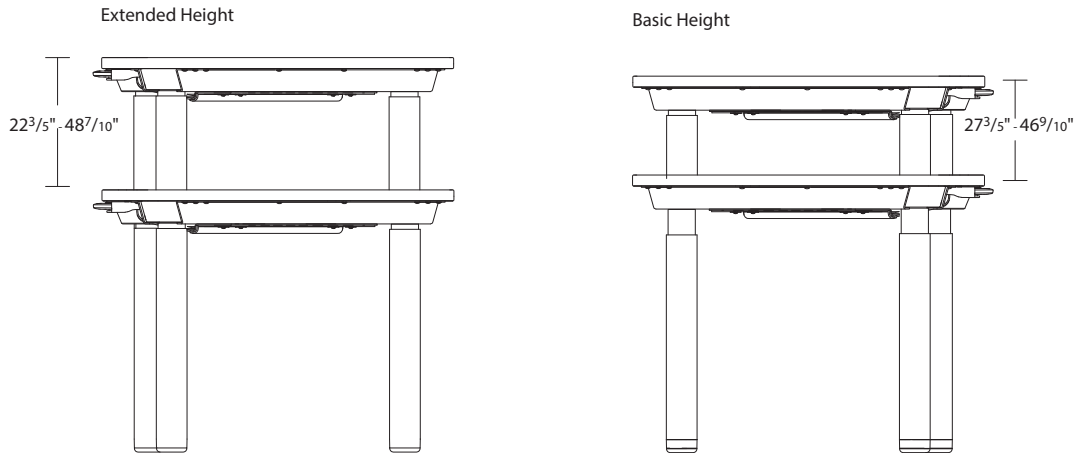
Tip: When calculating lifting capacity, subtract the weight of the worksurface, understructure, and options selected.

▶ See *Storage Specification Guide* for worksurface weights.

Adjustables Comparison Chart

	Flex Rectangle Sit-to-Stand
Range of Adjustment	Extended height: 22 ³ / ₅ " – 48 ⁷ / ₁₀ " Basic height: 27 ³ / ₅ " – 46 ⁹ / ₁₀ "
Type of Adjustment	Electric
Distributed Weight Capacity	360 lb
Worksurface Weight	See page 19 for worksurface weights
Worksurface Thickness	1"
Controller	Simple touch, Active touch
Integrated Rail	No
Integrated Soft Edge	No
Integrated Power	Yes
Motor	Enclosed
Decibel Rating	< 45 dBA
Volts	120v AC
Input Amps	2.5A
Watts	300W
Standby Power	0.1W
Frequency and Phase	60 Hz Single Phase
Adjustability Speed	1 1/2" per second
Stretcher or Understructure Design	Fixed
Base Only Availability	Yes
ANSI/BIFMA (29"D Knee depth requirement for worksurface)	Meet or Exceed

120° Height-Adjustable Desks



Enhanced sit-to-stand height-adjustability

A push button delivers electric adjustability up to 1 1/2" per second. Includes two controller options:

- Simple touch
- Active touch

	Weight Capacity
Flex 120° Straight and Flex 120° Corner	540 lb

Tip: When calculating lifting capacity, subtract the weight of the worksurface, understructure, and options selected.

▶ See *Storage Specification Guide* for worksurface weights.

Adjustables Comparison Chart	
	Flex 120° Straight and Flex 120° Corner Sit-to-Stand
Range of Adjustment	Extended height: 22 ³ / ₅ " — 48 ⁷ / ₁₀ " Basic height: 27 ³ / ₅ " — 46 ⁹ / ₁₀ "
Type of Adjustment	Electric
Distributed Weight Capacity	540 lb
Worksurface Weight	See page 19 for worksurface weights
Worksurface Thickness	1"
Controller	Simple touch, Active touch
Integrated Rail	No
Integrated Soft Edge	No
Integrated Power	Yes
Motor	Partially enclosed
Decibel Rating	< 45 dBA
Volts	100v-240v AC
Input Amps	3.75A
Watts	450W
Standby Power	0.1W
Frequency and Phase	60 Hz Single Phase
Adjustability Speed	1 1/2" per second
Stretcher or Understructure Design	Fixed
Base Only Availability	No
ANSI/BIFMA (29"D Knee depth requirement for worksurface)	Meet or Exceed

Rectangle Height-Adjustable Desks and Bases

Rectangle height-adjustable desks bring mobility and wellbeing, allowing users to change posture and location to suit their work needs. Optional integrated power includes a single power cord that comes out of the desk for ease of movement.
▶ Specifying pages 73 and 79

Desk has a wood core with a High-Pressure Laminate, wood veneer surface, and is 1" thick.

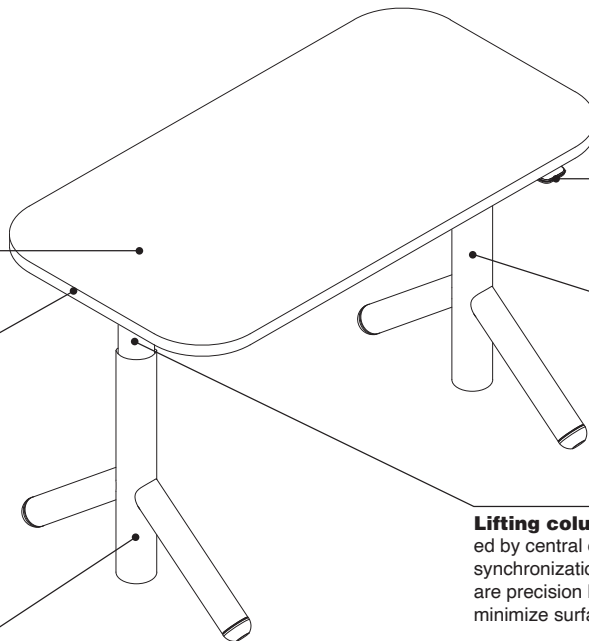
Edge is available in 3 mm edge profile, when High-Pressure Laminate is selected.

Square edge is available in 3 mm edge profile, when wood veneer is selected.

Basic height-adjustable base adjusts from 27³/₈"H–46⁹/₁₀"H in any increment.

Extended height-adjustable base adjusts from 22³/₈"H to 48⁷/₁₀"H in any increment.

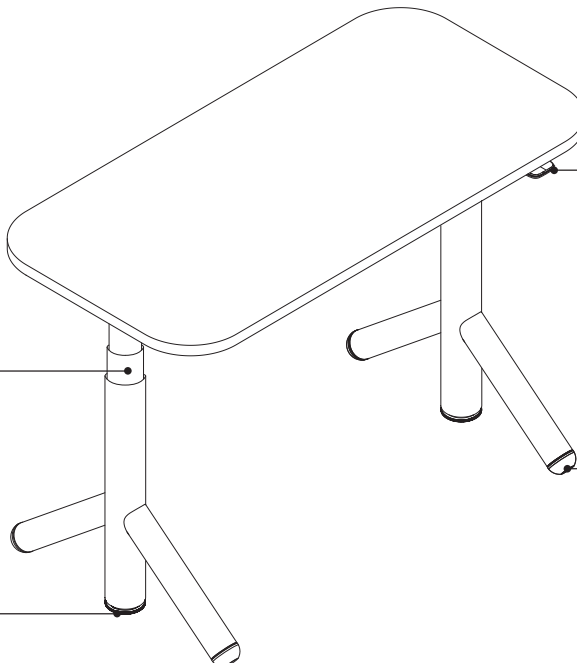
Brakes are available as an option or can be specified separately. Brake can be activated by the user to fix the mobile desk into place and is engaged by spinning the ring to the floor.
Tip: Brake is recommend for use on hard floors.



Push button simple touch controller adjusts height at a rate of 1¹/₂" per second.

Base supports a maximum distributed weight load of 360 pounds (2-leg).
Tip: When calculating lifting capacity, subtract the weight of the worksurface, understructure, and options selected.
▶ See page 23 for *worksurface weights*.

Lifting column is controlled by central control box for synchronization. Columns are precision balanced to minimize surface vibrations.



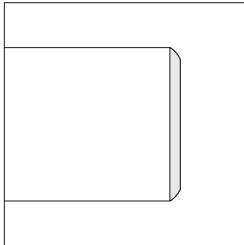
Active touch controller is Bluetooth-enabled; is standard and includes digital display, two preset buttons, double-tap automatic drive, and active motion posture reminders.
Tip: Steelcase Rise mobile app is available that pairs with any active touch controller to support preferences, presets, and activity tracking.

Directional rollers provide intentional user mobility.

Product Details

High-Pressure Laminate Desks

Edge profile is available in 3 mm edge profile.



PVC-free, 3 mm edge profiles are proprietary polyolefin blend for all solid colors and woodgrain finishes.

Edge profile finishes are specified separately from laminate color.

Radius corners are standard and have a 5" radius on all four sides with a continuous user edge. Radius corners eliminate sharp edges and are appropriate for mobile furniture.

Wood Veneer Desks

Edge profile is wood veneer with a square (3 mm) radius.

Simple touch controller

is available as an option and easily adjusts height of desk, at a rate of 1½" per second, by lifting or pressing down on the controller.

Tip: Available with an antimicrobial option.

Active touch controller

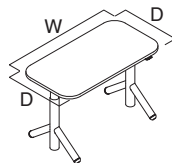
is Bluetooth-enabled; is standard and includes digital display, two preset buttons, double-tap automatic drive, and active motion posture reminders.

Tip: Mobile app is available that pairs with any active touch controller to support preferences, presets, and activity tracking.

Obstruction sensing technology is standard with all Flex desks. The worksurface will backtrack when it makes contact with an object.

The overall depth of the worksurface is 23"D, 24"D, 29"D, or 30"D.

Desk overhang for CPU holder or layering of low storage and pedestals is available as an option. The overhang is 9" and available on 58"W or larger desks. Desk widths 70"W or larger allow for single or dual overhang.



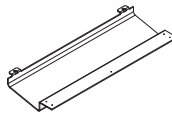
Extended height Flex desks adjust 22¾"H to 48⅞"H in any increment. Basic height-adjustable base adjusts from 27⅜"H–46⅞"H in any increment.

Wiring and Cabling

Low surge electric motor with quiet operation adjusts at 1½" per second. Motor is 110V and includes a 10' power cord. Motor has 0.1W standby power.

Chicago requires that desks shipping into Illinois ship with a 9' power cord.

Flex desks and bases are listed by ETL.



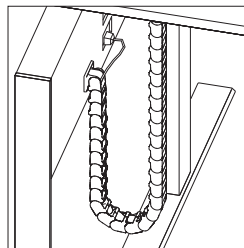
Cable trays are available as an option or can be ordered separately. 46"W–57½"W desks use the 28" cable tray. 58"W–72"W desks use the 40"W cable tray. When specifying a desk overhang, see the chart below for additional guidelines.

Overhang	Worksurface Width			
	46"W–57½"W	58"W–65½"W	66"W–69½"W	70"W–72"W
None	28"W Cable Tray		40"W Cable Tray	
Left or Right	28"W Cable Tray		40"W Cable Tray	
Left and Right			28"W Cable Tray	

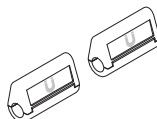
Integrated power is optional and is located in the understructure of a desk. Integrated power consolidates technology to provide one cord out of the desk for convenience to the user. Two versions are available: underworksurface only and underworksurface plus worksurface clamp on convenience power. Worksurface power has two power outlet options, either USB A + C or USB-C. Desks 57½"W and under receive three power outlets in the understructure and desks 58"W and above receive five power outlets. Over-current power protection is standard on the integrated power option. If the over-current protection trips, reset by pushing the button located on the face of the understructure.

Integrated power is standard with a 10' standard black power cord. A 20' cord option is available if additional length is needed. For extra color, braided cord option is available.


Integrated power is available with either a standard three prong NEMA plug for use with standard receptacles or with Steelcase's proprietary thread low-profile plug for use with one-door and two-door low-profile connectors.



Cable riser, with fence connection, inside dimensions are 1"D x 1"W to accommodate a variety of cord sizes. Overall depth is 2".



Magnetic cable clips are optimized for the Flex braided one-cord out solution. However, the magnetic cable clips will work on Ology, Migration SE, and the standard Flex power cords. The clips are used to manage power cords out of the users way. Orderable as a separate style number.



Cable brackets, ordered separately, support horizontal cable management below the worksurface.
 ▶ Specifying, page 109



Inside dimensions of cable brackets are 6"D x 2 1/4"W x 1/8"H.

Surface Materials

High-Pressure Laminate Desk

- Laminate
- ▶ See *Surface Materials Reference Manual*.
- Open Line laminate (option)
 A program including non-Steelcase laminates which are suitable for use on Steelcase products.
- ▶ See *Surface Materials Reference Manual*.

3 mm edge profile

- Plastic

Wood Veneer Desk

- Wood veneer (standard)
- Customiz stain (option)
- Full-fill finish (option)

Square 3 mm edge profile

- Wood veneer to match desk

Height-adjustable base

- 4799 Platinum Metallic
- 7207 Black
- 7243 Seagull
- 7360 Merle

Foot

- Paint

Rollers

- 6053 Seagull
- 6205 Black
- 6249 Platinum Solid
- 6527 Merle

Brake

- 6527 Merle

Braided Cord Color Matrix

Braided cord samples are not available to order. Use matrix below that compares the braided cord finish to the nearest Steelcase finish color for color reference purposes.
Tip: Braided cord color is defaulted to 9007 Sterling.

Finish	Similar Steelcase Color
9003 Fuchsia	PerfectMatch
9004 Marlin	4AZ5 Marlin
9006 Chili	6338 Chili
9007 Sterling*	6059 Sterling Dark Solid
9008 Honey	4CZ5 Honey
9009 Black	0835 Black
9010 Light Peacock	4CZ8 Light Peacock
9011 Seagull	4858 Seagull

*Default finish on integrated power.

Application Topics

Moving desks can collide with other components. Do not install overhead storage, desk-height power, or desk accessories in the path of height-adjustable desks.

Universal boundary screens are not permitted on height-adjustable desks, as they do not pass minimum safety requirements which could result in the desk tipping over.

On extended height desks, any storage higher than 19" will impede the height range of the desk. On basic height desks, any storage higher than 23 7/10" will impede the height range of the desk.
Tip: Do not place storage underneath controller.

When mounting CPU holders, specify the overhang option.
Tip: CPU holders that require less than 12"D clearance may be mounted inboard of legs.

All assemblies meet or exceed ANSI/BIFMA standards.

WARNING

Read base only warranty limitations.

Keyboard assemblies are not allowed for use on height-adjustable desks. They do not meet minimum safety requirements.

Installation

Desks ship with pre-drilled holes for mounting bases.

Height-adjustable base requires attachment to the worksurface.

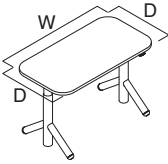
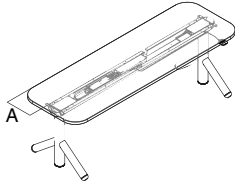
Base supports a maximum distributed weight capacity of 360 pounds.

Tip: When calculating lifting capacity, subtract the weight of the worksurface, understructure, and options.

Tip: A label applied to the underside of the worksurface will include the load-capacity for each desk.

Tip: Flex 90° desk mounted wraps will work on Flex rectangular height-adjustable desks 23"D x 52"W and above.

Worksurface Weight

Worksurface Shape	W	D	Worksurface Weight		Understructure Weight	Leg Clearance (A)	Options	Accessory	
			23"D	24"D			Integrated Power Weight	Desk Mounted Wrap	Curved Screen*
	46"	23" or 24"	27 lb	29 lb	7.1 lb	9½"	5.0 lb	29 lb	1.9 lb
	58"	23" or 24"	35 lb	36 lb	9.4 lb	9½"	5.0 lb	29 lb	3.7 lb
	70"	23" or 24"	42 lb	43 lb	11.7 lb	9½"	5.0 lb	29 lb	5.5 lb
			29"D 30"D						
	46"	29" or 30"	34 lb	36 lb	7.1 lb	12½"	5.0 lb	29 lb	1.9 lb
	58"	29" or 30"	43 lb	45 lb	9.4 lb	12½"	5.0 lb	29 lb	3.7 lb
	70"	29" or 30"	52 lb	54 lb	11.7 lb	12½"	5.0 lb	29 lb	5.5 lb

*For detailed curved screen information, see page 33.

120° Height-Adjustable Desks

120° height-adjustable desks bring mobility and wellbeing, allowing users to change posture and location to suit their work needs. Optional integrated power includes a single power cord that comes out of the desk for ease of movement.

► Specifying, pages 75–79

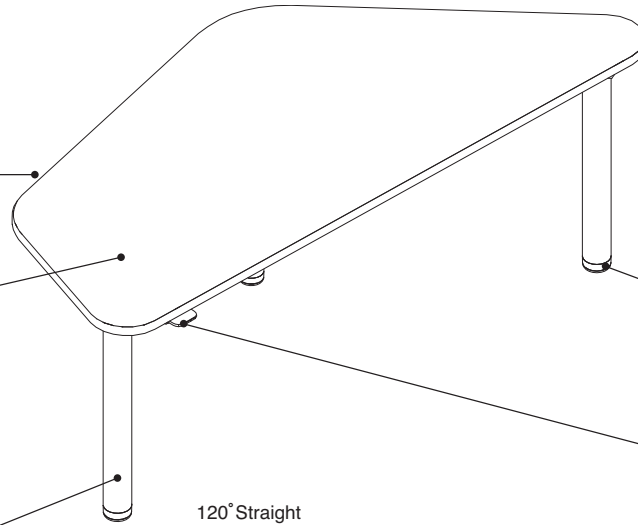
Edge is available in 3 mm edge profile, when High-Pressure Laminate is selected.

Desk has a wood core with a High-Pressure Laminate, wood veneer surface and is 1" thick.

Base is available in extended or basic height: extended height-adjustable base adjusts from 22³/₅"H to 48⁷/₁₀"H in any increment.

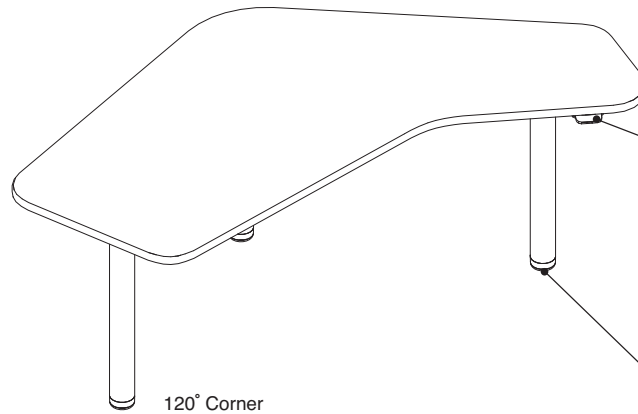
Base supports a maximum distributed weight load of 540 pounds (3-leg).
Tip: When calculating lifting capacity, subtract the weight of the worksurface, understructure, and options selected.

Basic height-adjustable base adjusts from 27³/₅"H–46⁹/₁₀"H in any increment.



Lifting columns are controlled by a central control box for synchronization. Columns are precision balanced to minimize surface vibrations.

Push button simple touch controller adjusts height at a rate of 1½" per second.



Active touch controller is Bluetooth-enabled; is standard and includes digital display, two preset buttons, double-tap automatic drive, and active motion posture reminders.

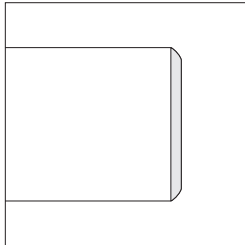
Tip: Steelcase Rise mobile app is available that pairs with any active touch controller to support preferences, presets, and activity tracking.

Slide glide on 120° height-adjustable desks provides intentional user mobility.

Product Details

High-Pressure Laminate Desks

Edge profile is available in 3 mm edge profile.



PVC-free, 3 mm edge profiles are proprietary polyolefin blend for all solid colors and woodgrain finishes.

Edge profile finishes are specified separately from laminate color.

Radius corners are standard with a continuous user edge. Radius corners eliminate sharp edges and are appropriate for mobile furniture.

Wood Veneer Desks

Edge profile is wood veneer with a square (3 mm) radius.

Simple touch controller is available as an option and easily adjusts height of desk, at a rate of 1½" per second, by lifting or pressing down on the controller.

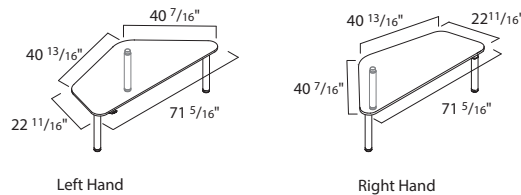
Tip: Available with an antimicrobial option.

Active touch controller is standard and includes digital display, two preset buttons, double-tap automatic drive, and active motion posture reminders.

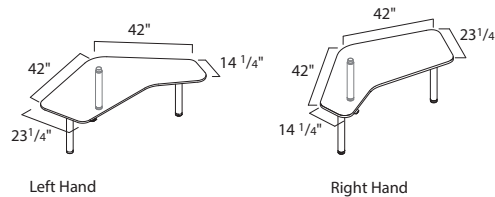
Tip: Mobile app is available that pairs with any active touch controller to support preferences, presets, and activity tracking.

Obstruction sensing technology is standard with all Flex desks. The worksurface will backtrack when it makes contact with an object.

120° Straight

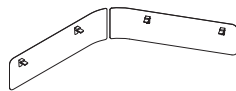


120° Corner



Extended height Flex desks adjust 22¾"H to 487/10"H in any increment.

Basic height-adjustable base adjusts from 27¾"H-469/10"H in any increment.



Modesty panels are available on the 120° height-adjustable desks as an option, or can be ordered separately. The two piece design provides modesty for the user, and attachment for the magnetic cable clips to keep the height-adjustable power cord out of the users way.

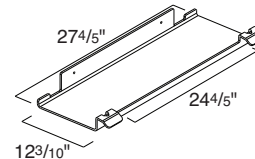
Monitor arms approved for use with Flex 120° height-adjustable desks are: **CSFSTDDUALBAR**, **CFINTROSLIDE**, **CFINTRO**.

Wiring and Cabling

Low surge electric motor with quiet operation adjusts at 1½" per second. Motor is 110V and includes a 10' power cord. Motor has 0.1W standby power.

Chicago requires that desks shipping into Illinois ship with a 9' power cord.

Flex desks and bases are listed by ETL.

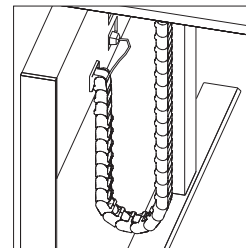


120° cable tray is available on the 120° height-adjustable desks as an option, or can be ordered separately.

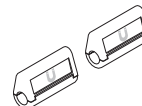
Integrated power is optional and is located in the understructure of a desk. Integrated power consolidates technology to provide one cord out of the desk for convenience to the user. Two versions are available: underworksurface only and underworksurface plus worksurface clamp on convenience power. Worksurface power has two power outlet options, either USB A + C or USB-C. Desks receive five power outlets. Over-current power protection is standard on the integrated power option. If the over-current protection trips, reset by pushing the button located on the face of the understructure.

Integrated power is standard with a 10' standard black power cord. A 20' cord option is available if additional length is needed. For extra color, a braided cord option is available. Curly cord is also available for extra cord management.


Integrated power is available with either a standard three prong NEMA plug for use with standard receptacles or with Steelcase's proprietary thread low-profile plug for use with one-door and two-door low-profile connectors.



Cable riser, with fence connection, inside dimensions are 1"D x 1"W to accommodate a variety of cord sizes. Overall depth is 2".



Magnetic cable clips are optimized for the Flex braided one-cord out solution. However, the magnetic cable clips will work on Ology, Migration SE, and the standard Flex power cords. The clips are used to manage power cords out of the users way. Orderable as an option on the 120° Flex height-adjustable desks, or as a separate style number.



Cable brackets, ordered separately, support horizontal cable management below the worksurface.
 ▶ Specifying, page 109



Inside dimensions of cable brackets are 6"D x 2¼"W x 1/8"H.

Surface Materials

High-Pressure Laminate Desk

- Laminate
- ▶ See *Surface Materials Reference Manual*.
- Open Line laminate (option)
 A program including non- Steelcase laminates which are suitable for use on Steelcase products.
- ▶ See *Surface Materials Reference Manual*.

3 mm edge profile

- Plastic

Wood Veneer Desk

- Wood veneer (standard)
- Customiz stain (option)
- Full-fill finish (option)

Square 3 mm edge profile

- Wood veneer to match desk

Height-adjustable base

- 4799 Platinum Metallic
- 7207 Black
- 7243 Seagull
- 7360 Merle

Desk slide glide

- 6527 Merle

Modesty panel

- Paint

Modesty panel bracket

- 6527 Merle

Magnetic cable clips

- 6053 Seagull

Braided Cord Color Matrix

Braided cord samples are not available to order. Use matrix below that compares the braided cord finish to the nearest Steelcase finish color for color reference purposes.
Tip: Braided cord color is defaulted to 9007 Sterling.

Finish	Similar Steelcase Color
9003 Fuchsia	PerfectMatch
9004 Marlin	4AZ5 Marlin
9006 Chili	6338 Chili
9007 Sterling*	6059 Sterling Dark Solid
9008 Honey	4CZ5 Honey
9009 Black	0835 Black
9010 Light Peacock	4CZ8 Light Peacock
9011 Seagull	4858 Seagull

*Default finish on integrated power.

Application Topics

Moving desks can collide with other components. Do not install overhead storage, desk-height power, or desk accessories in the path of height-adjustable desks.

Universal boundary screens are not permitted on height-adjustable desks, as they do not pass minimum safety requirements which could result in the desk tipping over.

On extended height desks, any storage higher than 19" will impede the height range of the desk. On basic height desks, any storage higher than 23⁷/₁₀" will impede the height range of the desk.

Tip: Do not place storage underneath controller.

All assemblies meet or exceed ANSI/BIFMA standards.



Read base only warranty limitations.

Keyboard assemblies are not allowed for use on height-adjustable desks. They do not meet minimum safety requirements.

How to Calculate Power Needs

Use This to Determine How Many Power-Ins You'll Need

How to Calculate Power Needs

When planning a power network, you must calculate the amperage requirements of all your electrical components so you can provide sufficient electricity to power them.

If your usage is not known in advance: The National Electrical Code (NEC) allows a maximum of 13 receptacles on each 20-amp circuit. This provides up to 30 receptacles for each 3-circuit power-in.

If your usage is known in advance:

Add up the amperage used by each piece of equipment in the workstation. Whenever you reach 60 amps (20 amps times 3 circuits) from items that are likely to be used at the same time, you have reached the limit for a single power-in. Specify another power-in and continue until all equipment is powered.

If the circuits will normally be subject to a continuous load (three or more hours of continuous use, such as lights or computers), the NEC requires that circuit capacity be "de-rated" by 20 percent. Therefore, treat circuits used for continuous loads as if they were rated at 16 amps instead of the regular 20 amps.

Try to anticipate future increases in power requirements and build some excess capacity into your plan.

▶ See table at right for typical and actual amperage usages for components.

To calculate amperage when the wattage of a device is known, divide watts by 120.

Some appliances, such as large copiers, coffee makers, or space heaters require most of the current available on a 20-amp circuit. It is recommended that such devices be supplied with their own receptacle/circuit, directly from the building.

This leaves the capacity of the furniture circuits available for the more dynamic requirements of the office equipment.

Local electrical codes vary. Consult a qualified electrical contractor or engineer for the proper planning of electrical circuits in your locale.

Approximate power consumption for common devices

• Device	• Wattage	• Amperage	• Voltage	• Number of Devices Supported on Single 20 Amp Circuit
Laptop (Low)	30	0.25	120	64
Laptop (High)	100	0.83	120	19
CPU/Desktop Computer (Low)	65	0.54	120	30
CPU/Desktop Computer (High)	150	1.25	120	13
Monitor (Low)	15	0.13	120	128
Monitor (High)	80	0.67	120	24
Phone	5	0.04	120	384
High Power Tablet	10	0.08	120	192
Lower Power Tablet	45	0.38	120	43
Desktop Printer	40	0.33	120	48
42" LCD Screen	120	1.00	120	16
Projector (Small)	50	0.42	120	38
Projector (Medium)	250	2.08	120	8
Projector (Large)	800	6.67	120	2
Desktop Lamp	20	0.17	120	96
Large Printer/Copier	1600	13.33	120	1
Small Printer/Copier	800	6.67	120	2
Paper Shredder (Small)	250	2.08	120	8
Paper Shredder (Large)	800	6.67	120	2
Desktop Fan	25	0.21	120	77
Standing Fan	125	1.04	120	15
Coffee Maker (Low)	500	4.17	120	4
Coffee Maker (High)	1500	12.50	120	1
Microwave (Low)	600	5.00	120	3
Microwave (High)	1000	8.33	120	2
Refrigerator (Low)	200	1.67	120	10
Refrigerator (High)	1500	12.50	120	1
Vacuum (Low)	200	1.67	120	10
Vacuum (High)	1500	12.50	120	1
Space Heater (Low)	400	3.33	120	5
Space Heater (High)	1500	12.50	120	1
Height-Adjustable Desk (Low Power Consumption)*	200	1.67	120	10
Height-Adjustable Desk (High Power Consumption)*	550	4.58	120	3

Tip: These calculations are estimations and are meant solely for informational purposes. It is important to conduct proper power planning for each installation to prevent overloading a circuit.

** Refer to the Height-Adjustable Desks Specification Guide for specific product information.*

Work Tables and Slim Tables

Steelcase Flex work tables are a family of standing and seated height tables that span a wide array of team activities; from an individual desk for focus work, to collaborative work-surfaces for the team, and in-between spaces.
 ▶ Specifying, pages 81–87

Pegs are standard on all four legs and provide a convenient place to hang a backpack, cable catch, power hanger, or accessory cup.

Wheel housing finish matches the wheel/glide finish selected.

Radius corners are standard on the top and have 5" radius on all four corners with a continuous user edge.

Legs come standard with four glides on standing and seated height tables. Mobile two wheels and two glides is available as an option. Slim tables are only available with four glides.

Legs are 2" diameter.

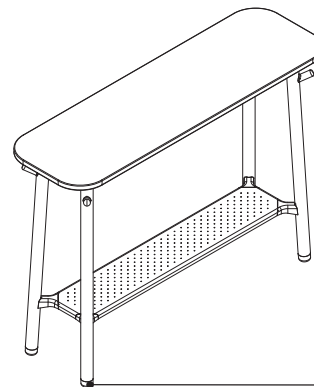
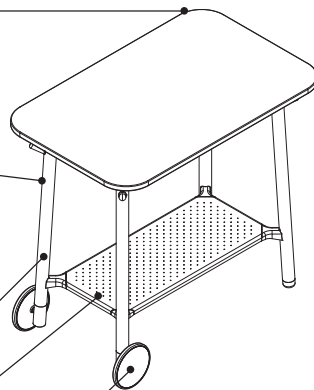
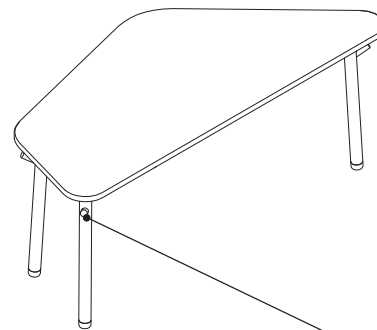
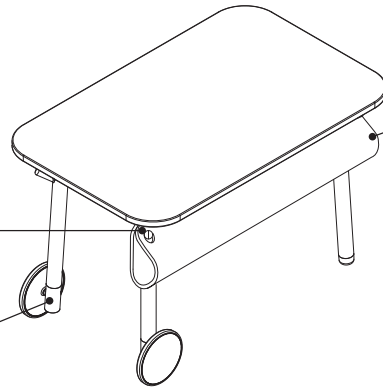
Footrest on standing height table supports change of posture and brings comfort for sitting all day.

Wheels provide intentional user mobility.

Cable catch, optional, attaches to the pegs to assist cord and cable routing.

Pegs are standard on all four legs and provide a convenient place to hang a backpack, power hanger, or accessory cup.

Glides provide 1" of leveling and are used for installation on uneven floors.

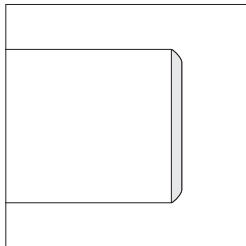


Actual Dimensions

Feature	Overall			Footrest Height
	Depth	Width	Height	
Rectangle standing height table	23" or 29"	46", 58", or 70"	41 ³ / ₈ "	11"
Rectangle seated height table	23" or 29"	46", 58", or 70"	28 ¹ / ₂ "	N.A.
120° straight seated height table	40 ⁷ / ₁₆ "	71 ⁵ / ₁₆ "	28 ¹ / ₂ "	N.A.
Slim table	18"	58"	41 ³ / ₈ "	11"

Product Details

High-Pressure Laminate Worksurface



Edge profile is available in 3 mm edge profile.

PVC-free, 3 mm edge profiles are proprietary polyolefin blend for all solid colors and woodgrain finishes.

Edge profile finishes are specified separately from laminate color.

Radius corners are standard with a continuous user edge. Radius corners eliminate sharp edges and are appropriate for mobile furniture.

Wood Veneer Worksurface

Edge profile is wood veneer with a square (3 mm) radius.

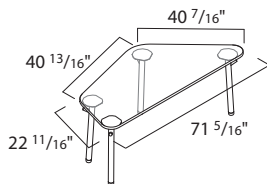
Cable catch joined between two tables acts as a simple trough cable management. Cable catch is not an option for the 120° seated height or slim work table.

Cable catch is felted PET and will stretch or conform, dependent on the weight of the cords stored. Do not place items within that restrict airflow to electrical components.

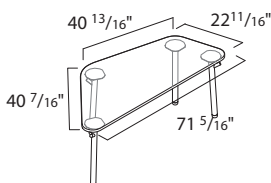
Frame, pegs, and footrest for rectangle work tables can be specified in different colors.

120° Seated Height Work Table

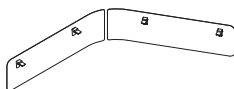
Left Hand



Right Hand



Base only style numbers are available for customers who want to provide their own tops for rectangle work tables. Tops for rectangle work tables can be sized with no more than 8" overhang on all sides and be no more than 60 pounds. Tops for slim tables can be sized with no more than 6" overhang on all sides and be no more than 30 pounds. Tops need to be a minimum of 1" thick to use the provided screws.



Modesty panels are available on the 120° seated height work table as an option, or can be ordered separately. The two piece design provides modesty for the user, and attachment for the magnetic cable clips to keep the height-adjustable power cord out of the users way.

Surface Materials

Top

- Laminate
- Wood veneer
- Customiz stain (option)
- Full-fill finish (option)

3 mm edge profile

- Plastic (if laminate top is selected)
- Square wood veneer to match table (if wood top is selected)

Frame

- Paint

Footrest

- Paint

Pegs

- Paint

Wheels, glides, and housing

- 6527 Merle with Merle tread
- 6053 Seagull with sterling dark solid tread

Cable catch

- P630 Medium Heather Grey
- P631 Dark Heather Grey

120° work table glides

- 6053 Seagull
- 6527 Merle

120° work table modesty panel

- Paint

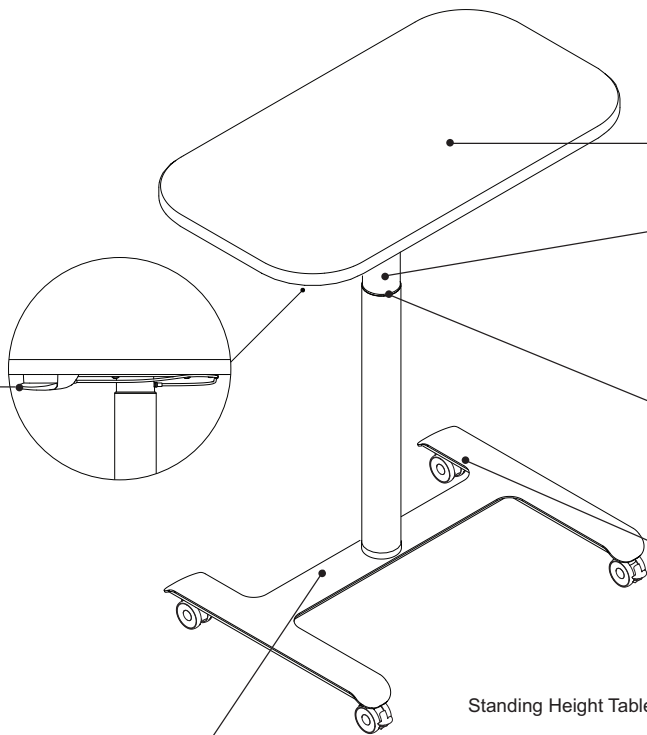
120° work table modesty panel bracket

- 6527 Merle

Single Tables

Steelcase Flex single tables are a family of standing, seated, and pneumatic height-adjustable tables that span a wide array of team activities.
 ▶ Specifying, pages 88–91

Pneumatic handle is black plastic and can be left or right adjusted at install.



Standing Height Table

Rectangle work surface

Pneumatic column is available in 7360 Merle or 73ZW Pearl Snow.

Pneumatic column adjusts 28⁵/₈"–47"*.
 * Caster or glide included in measurement.

Adapter ring:

- 7360 Merle columns receive a black ring.
- 73ZW Pearl Snow columns receive a white ring.

Base is painted.
 ▶ See *Surface Materials*, page 140.

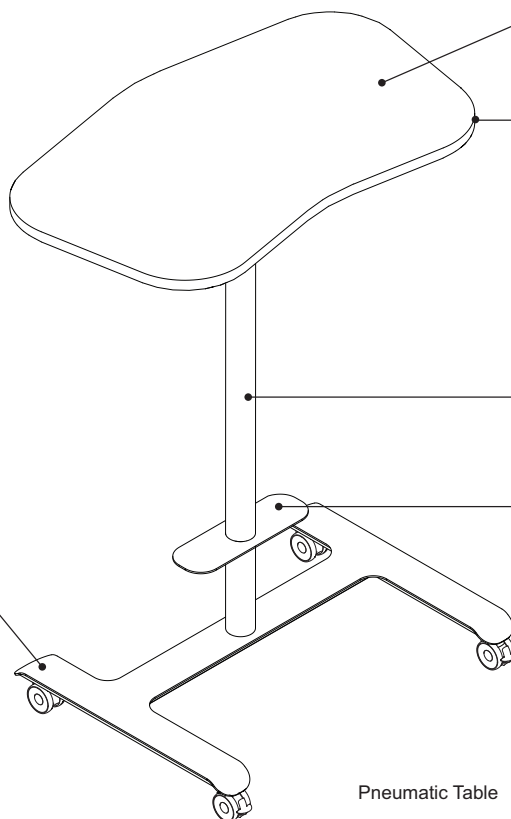
Chevron work surface

Radius corners are standard on the top and have 5" radius on all four corners with a continuous user edge.

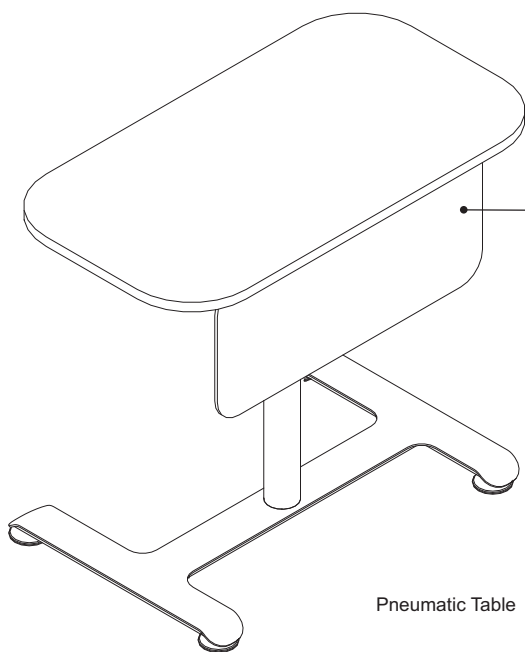
Column is 2" diameter.

Ergonomic footrest on standing height table supports change of posture and brings comfort while seated or standing. Footrest sits 11" above the base on the fixed standing height column.

Bases come with the option for four glides or two locking (user side) and two non-locking (back side) soft casters. Glides are used for installation on uneven floors. They provide 1/2" of leveling.

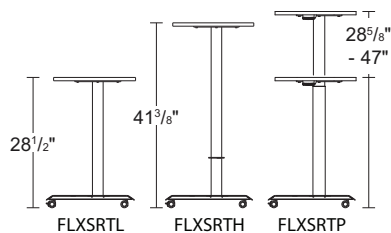


Pneumatic Table



Modesty panels are constructed of PET and attach to the underside of the table with screws.

Pneumatic Table

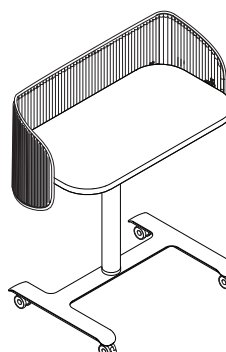


Actual Dimensions

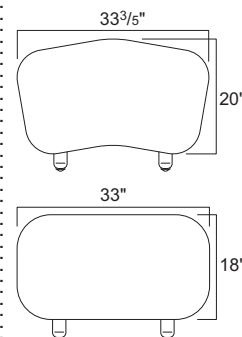
• Feature	• Overall			• Footrest Height
	Depth	Width	Height	
Rectangle seated height table	18"	33"	28½"	N.A.
Chevron seated height table	20"	33⅜"	28½"	N.A.
Rectangle standing height table	18"	33"	41⅜"	11"
Chevron standing height table	20"	33⅜"	41⅜"	11"
Rectangle pneumatic height table	18"	33"	28⅝"–47"	N.A.
Chevron pneumatic height table	20"	33⅜"	28⅝"–47"	N.A.
Modesty panel*	N.A.	24"	11"	N.A.

* Modesty panel height is 11" below surface when installed.

Product Details



Privacy 56" Soffio screens can be added to all chevron or rectangle single table style numbers to give additional privacy and protection for users.



Surface Materials

Top

- Laminate
- Wood veneer
- Customiz stain (option)
- Full-fill finish (option)

3 mm edge profile

- Plastic (if laminate top is selected)
- Square wood veneer to match table (if wood top is selected)

Base

- Paint

Pneumatic adjustable column

- 7360 Merle
- 73ZW Pearl Snow

Pneumatic handle

- Black plastic

Casters

- 6527 Merle

Glides

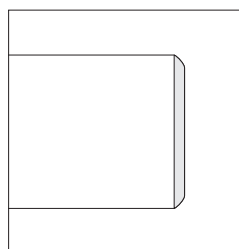
- Black plastic

Modesty panel

- P630 Medium Heather Grey
- P631 Dark Heather Grey PET

Tip: For a fully monochromatic merle base, order the pneumatic column and the base in 7360 Merle.

Tip: For a fully monochromatic pearl snow base, order the pneumatic column in 73ZW Pearl Snow and the base in 4844 Glacier.



Edge profile is available in 3 mm edge profile.

PVC-free, 3 mm edge profiles are proprietary polyolefin blend for all solid colors and woodgrain finishes.

Edge profile finishes are specified separately from laminate color.

Radius corners are standard with a continuous user edge. Radius corners eliminate sharp edges and are appropriate for mobile furniture.

Wood Veneer Worksurface

Edge profile is wood veneer with a square (3 mm) radius.

Frame includes column, base, and footrest on standing height tables. All pieces always match for single tables.

Mobile Power

Mobile power is a sleek, smart mobile power solution that gives teams and individuals the freedom to work anywhere they want.

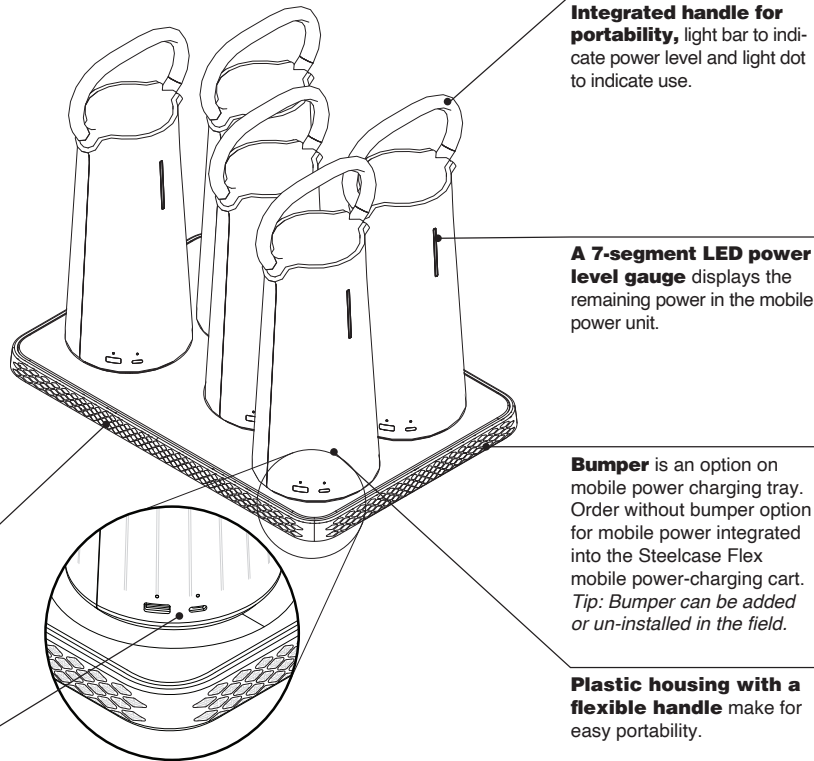
► Specifying, page 99

Mobile power is ordered and shipped as a kit of five mobile power units and one mobile power charging tray.

Mobile power charging tray can charge five mobile power units simultaneously in less than eight hours.

Three USB-C power delivery ports and one USB-A port.

Three USB-C ports allow three users to charge their laptops via USB-C simultaneously all day. One USB-A port included for legacy devices like phones and older tablets.



Product Details

Mobile power units have a capacity of 218-watt hours each and can provide up to 117-watt of power simultaneously to up to four devices.

Mobile power charging tray can be specified as standalone freestanding tray, with a bumper on the outside with rubber feet, or without the bumper so it can be integrated into the Steelcase Flex mobile power-charging cart.

Mobile power charging tray ships with a freestanding 200-watt power supply. The power supply comes with a 8⁴/₅' cord when specified as freestanding or a 6²/₅' cord when specified without the bumper.

Surface Materials

Flex mobile power kit (tray and power units always match)

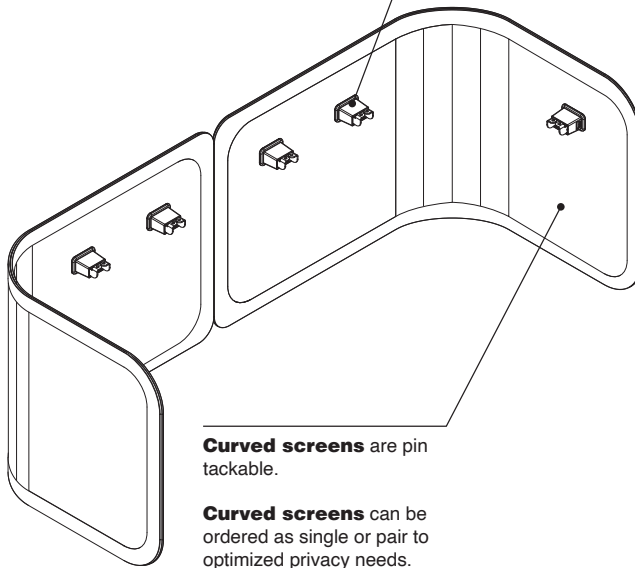
- 6000 Black
- 6009 Arctic White

Actual Dimensions

	Mobile power unit	Mobile power charging tray
Depth	N.A.	1"
Width	4"	10 ¹ / ₂ "
Length	11 ² / ₅ "	16 ¹ / ₁₀ "

Curved screens provide user adjustable privacy and modesty for rectangle height-adjustable desks and rectangle work tables.
▶ Specifying, page 92

Curved screens are attached to the worksurface with magnetic brackets allowing for user adjustability between privacy and modesty modes.



Curved screens are pin tackable.

Curved screens can be ordered as single or pair to optimized privacy needs.

Actual Dimensions

Desk width	46", 58", or 70"
Height	18"
Weight	1.9 lb, 3.7 lb, 5.5 lb
Depth	1/2"

Product Details

Curved screens perform to an NRC rating of 0.45.

Application Topics

Curved screens are sized to work with modular size desks. Mounting a pair of screens on a parametric sized desk will create a gap between screens.

Tip: It is recommended that CET SmartTools be used to evaluate the gap on the desk.

Curved screen is mounted with a 5/8" cord drop.

Fabric is applied in a warp horizontal direction. Due to the size of the screens, fabric is unable to be applied in a warp vertical direction.

Privacy configuration provides 11 1/2" of screen above the worksurface and 5 1/2" of screen below the worksurface. The height is measured from the top of the mounting surface to the top of the screen, and from the bottom of the mounting surface to the bottom of the screen. Screens are meant to be handled by the user. Choose fabrics colors that will wear well over time.

Modesty configuration provides 3 1/2" of screen above the worksurface and 13 1/2" of screen below the worksurface. The height is measured from the top of the mounting surface to the top of the screen, and from the bottom of the mounting surface to the bottom of the screen.

When ordering a single screen, selecting the correct hand is important. Handedness is assigned from the user position when the curved screen is mounted in privacy mode.

Single curved screens mounted to a modular size desk will cover half the width of the desk. If more coverage is desired, order the next size larger of screens.
Tip: It is recommended that CET SmartTools be used to evaluate the placement of the screen on the desk.

Surface Materials

Screen

- Fabric

Tip: Some thin, light colored fabrics are not available on these screens. Please see Surface Materials for available fabric finishes.

▶ Page 143

Brackets

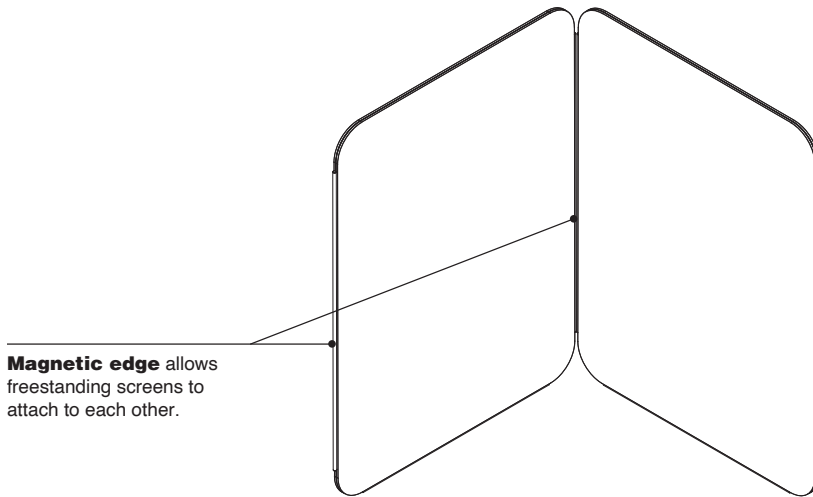
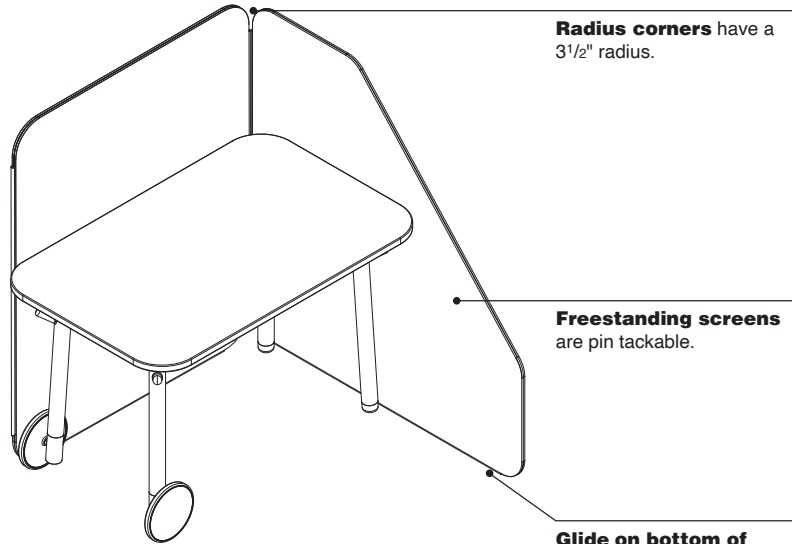
- 6527 Merle

Freestanding Screens

Freestanding screens

offer infinite possibilities for space division, personal privacy, and keeping information visible.

► Specifying, page 93



Product Details

Freestanding screens are lightweight for ease of use in both portrait and landscape modes. 47"H screens weigh under 8 pounds, 60"H screens weigh under 9 pounds, and 71"H screens weigh under 11 pounds.

Rectangle freestanding screens at 71"H x 35 1/2"W are the same size as the markerboards and can be displayed in the same locations: board cart, team cart, stand, and wall rail.

Flex freestanding screens perform to a NRC rating between 0.40-0.65 dependent on fabric type and use.

Magnet edge allows for 360° of attachment to other screens. Straight line, T, or X applications are possible.

Fabric is applied in a warp vertical direction. Due to the size of the screens, fabric is unable to be applied in a warp horizontal direction.

Screens are meant to be handled by the user. Choose fabrics colors that will wear well over time.

Color scheme can have contrasting color as long as it is within the same fabric family. (For example, 5H16 Indigo can be specified for Surface 1 and 5H19 Cumulus can be specified for Surface 2; both are Billiard Multi-Use by DesignTex.)

Surface Materials

Screen

- Fabric

Magnet edge and glide

- 6527 Merle

Actual Dimensions

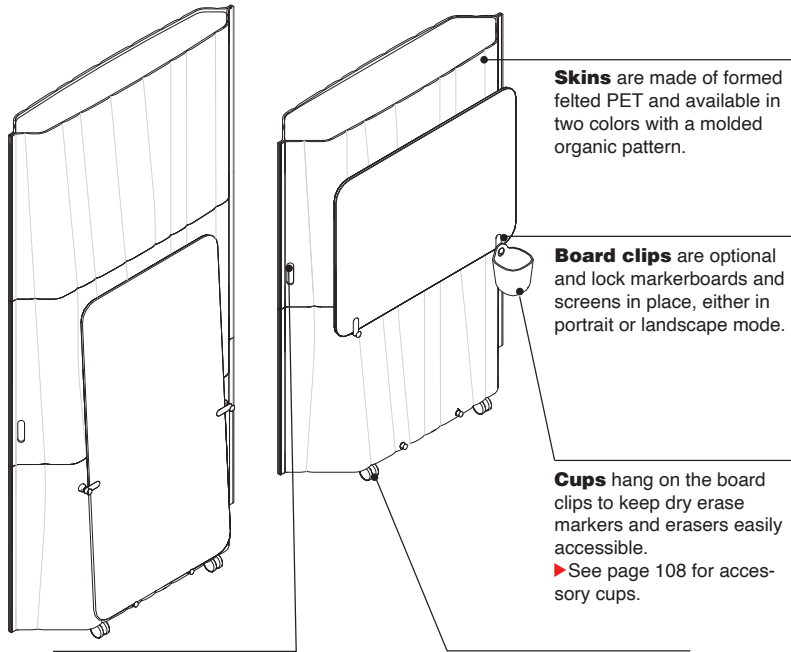
Feature	Overall				
	Depth	Modular Width	Actual Width	Modular Height	Actual Height
Rectangle screen	15/32"	24", 30", 36", or 42"	23 5/8", 29 1/2", 35 7/8", or 41 1/4"	47", 60", or 71"	47 1/4", 60", or 70 7/8"
Angled screen	15/32"	47"	47 1/4"	47"	47 1/4"

Tip: Rectangle screens are also available parametrically in width to the 1/16" between 24" and 42". Parametric specification defines actual screen width.

Tip: Screens ordered parametrically may not align exactly with modular screens. It is highly recommended to use CET SmartTools to confirm all dimensions before ordering.

Steelcase Flex acoustic boundary improves acoustic performance and creates flexible space division.

► Specifying, page 94



Handle allows for ease of movement within a team space.

Locking casters ensure stability when working with supported markerboards and screens.

Skins are made of formed felted PET and available in two colors with a molded organic pattern.

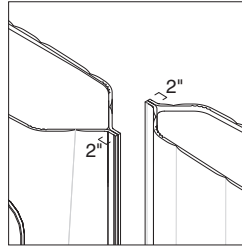
Board clips are optional and lock markerboards and screens in place, either in portrait or landscape mode.

Cups hang on the board clips to keep dry erase markers and erasers easily accessible.
► See page 108 for accessory cups.

Actual Dimensions

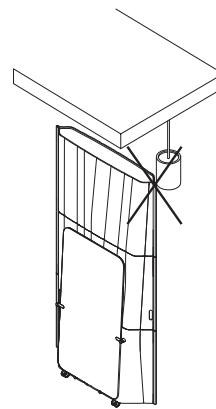
Feature	Overall		
	Depth	Width	Height
Short	22 ³ / ₄ "	58 ³ / ₈ "	79"
Tall	22 ³ / ₄ "	58 ³ / ₈ "	116 ⁷ / ₈ "

Product Details



Aligning of boundary units to reduce gaps where sound can travel allows for optimal acoustic performance.

Short boundary fits through a standard door opening, allowing for ease of movement throughout an office environment.



Avoid pendant lighting when moving acoustic boundaries through office environments. Top of boundary must be two feet lower than ceiling height to allow clearance for fire suppression systems.



No clip or single sided clip option is available if a clean aesthetic is desired.

Due to recycled content of PET, there may be slight color variation between skins.

Acoustic boundaries perform to an NRC rating of 0.75.

Surface Materials

Outer skin

- P631 Dark Heather Grey PET
- P636 Light Heather Grey PET

Board clips and casters

- 6053 Seagull
- 6527 Merle

Carts

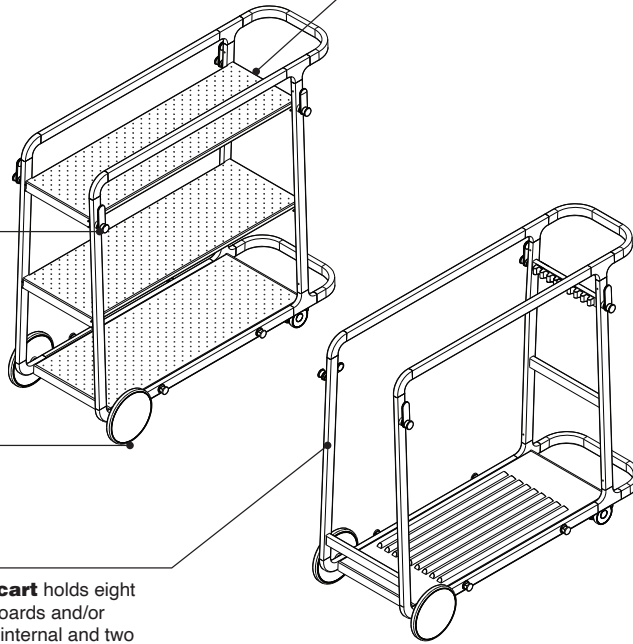
The Flex carts consist of a team cart and a board cart. The team cart provides storage for team needs. The board cart holds up to eight markerboards and allows teams to create, move, and share information.
 ▶ Specifying, page 95

Clips are standard and lock markerboards and screens in place in portrait mode or support in landscape mode.

Carts are standard with two wheels and two locking casters for ease of mobility.

Board cart holds eight markerboards and/or screens internal and two markerboards/screens displayed. Cart cannot hold freestanding screens larger than 36"W.

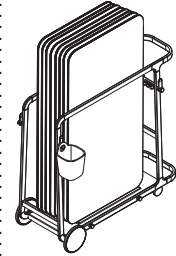
Hooks are standard and hold backpacks, power hangers, or accessory cups. Hooks can hold up to 25 pounds.



Product Details

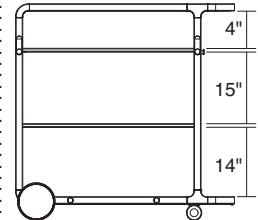
Shelves are specifiable in a contrasting color from the frame.

Accessory baskets, ordered separately, sit on the team cart shelves to provide storage for team needs.



Board cart package contains a cart, eight 71"H markerboards, and an accessory cup.

Markerboards or free-standing screens can be positioned in a portrait or landscape orientation on the carts.



Shelves are non-adjustable fixed height.

Carts cannot hold Flex screens larger than 36"W.

Actual Dimensions

Depth	20"
Width	46"
Height	41 ³ / ₈ "

Surface Materials

Frame

- Paint

Shelves

- Paint

Wheels and casters

- 6053 Seagull with sterling dark solid tread
- 6527 Merle with Merle tread

Board clips

- 6053 Seagull
- 6527 Merle

Board organizer

- 6527 Merle

Accessory cup

- P635 Heather Navy exterior with P630 Medium Heather Grey interior
- P636 Light Heather Grey exterior with P631 Dark Heather Grey interior

Media Cart

Technology agnostic and effortlessly mobile,

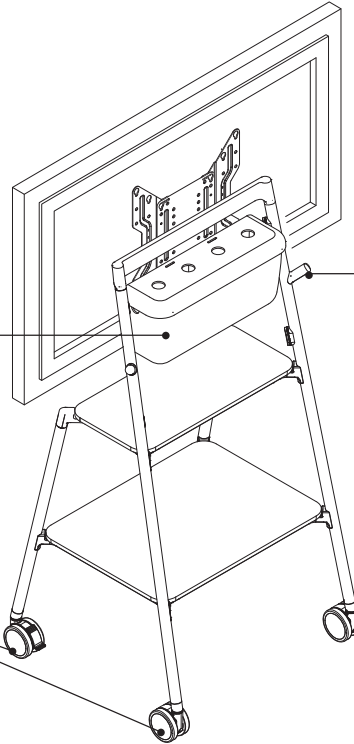
Steelcase Flex media cart keeps up with people, projects, and organizations on the move.

Media cart is ordered and shipped without technology.

► Specifying, page 96

Media basket, optional, attaches to the VESA mount to house cord, cable, and technology.

Media cart includes 360° rotating casters. Front casters are locking and back casters are non-locking.



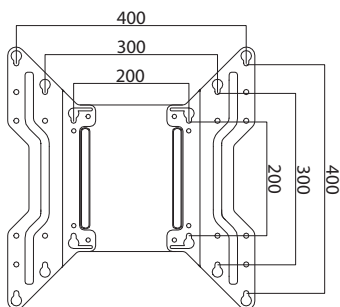
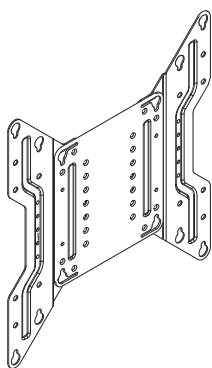
Pegs are standard on media cart frame and provide a convenient place to hang cords, power hanger, or accessory cup.

Product Details

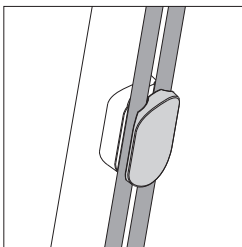
The **Flex media cart** is a technology agnostic solution, allowing one to bring their own technology application to the table. Customers are responsible for bringing and integrating technology and audio-visual components.

Tip: Consult an AV or IT professional early in the design process for potential technology applications.

No larger than 65" monitors should be used on the mobile media cart with a maximum 50 pounds weight capacity.



Mobile media cart includes a universal 200x200 VESA mounting plate with the ability to option a flexible adapter bracket to support monitors with a 400 VESA mounting pattern.



Cord management system allows different power and data cords to easily be secured on each leg.

Media cart power is optional and is in the media basket for a more integrated solution. Integrated power consolidates technology to provide one cord off the media cart for convenience to the user.

Two versions are available, basket power only and basket power plus worksurface clamp on convenience power.

Cart shelf power has two power outlet options, either USB A+C 20W or USB-C. Over-current power protection is standard on the integrated power option and prevents media cart from drawing more than 15 amps of power. If the over-current protection trips, reset by pushing the button located on the face of the understructure.

Integrated power is standard with a 10' standard black power cord. A 20' cord option is available if additional length is needed. For extra color, braided cord option is available.

Tip: Chicago requires that cart shipping into Illinois ship with a 9' power cord.

Integrated power is available with either a standard three prong NEMA plug for use with standard receptacles or with Steelcase's proprietary thread low-profile plug for use with one door and two-door low-profile connectors.

Surface Materials

Shelf

- High-Pressure Laminate

Frame

- Paint

Clamp-on power

- 5U23 Blue Jay
- 6000 Black
- 6009 Arctic White
- 6053 Seagull
- 6249 Platinum Solid
- 6338 Chili
- 6527 Merle

PET on basket

- P631 Dark Heather Grey

Braided Cord Color Matrix

Braided cord samples are not available to order. Use matrix below that compares the braided cord finish to the nearest Steelcase finish or Pantone color for color reference purposes.

Finish	Similar Steelcase Color
9002 Silver	N.A.
9003 Fuchsia	PerfectMatch
9004 Marlin	4AZ5 Marlin
9006 Chili	6338 Chili
9007 Sterling	6059 Sterling Dark Solid
9008 Honey	4CZ5 Honey
9009 Black	0835 Black
9010 Light Peacock	4CZ8 Light Peacock
9011 Seagull	4858 Seagull
9012 Merle	N.A.
9013 Brass	N.A.

Tip: Braided cord color is defaulted to 9007 Sterling.

Markerboard Solutions

Steelcase Flex markerboard solutions

are lightweight and mobile for creating, sharing, and moving your work.

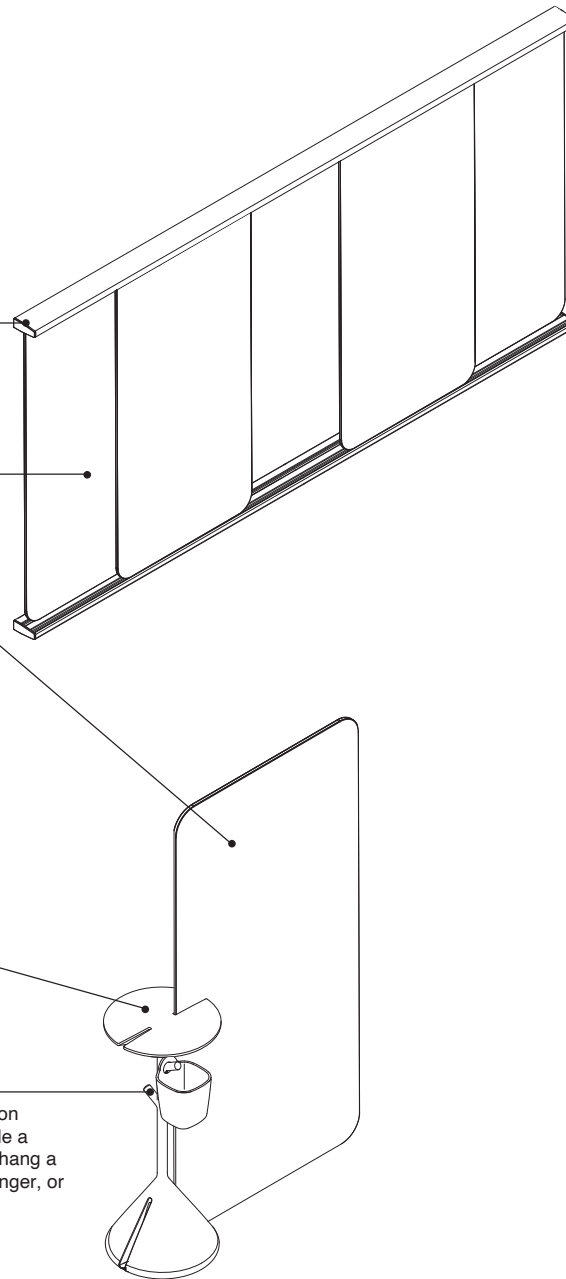
► Specifying, pages 97–98

Wall rails offer additional display options for markerboards and screens and can activate otherwise blank walls.

Markerboards are lightweight and easily portable bringing information wherever it is needed.

Stand provides freestanding space division with boards and also serves as a podium for active collaboration and quick meet-ups.

Pegs are standard on the stand and provide a convenient place to hang a backpack, power hanger, or accessory cup.



Product Details

Stand is standard with a plywood top and two slots. Slots support markerboards and screens to create a free-standing display and space division. Stand weighs approximately 20 pounds.
Tip: Plywood is a natural material and variations will occur in color, grain, and texture.

Markerboards are double sided and available in two sizes: 47"H and 71"H.

Markerboards have a plywood edge for increased durability.

Markerboards are lightweight for ease of use in both portrait and landscape modes. 47"H markerboards weigh 8 pounds and 71"H markerboards weigh approximately 10 pounds.

Radius corners have a 3¹/₂" radius.

Wall rails come in a top and bottom rail set.

Wall rails are double tracked to provide density of information display. Tracks are lined with low friction tape for ease of sliding markerboards and screens.

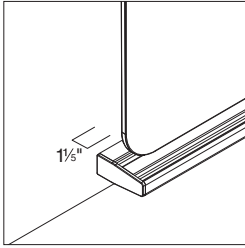
Wall rails can be installed for either portrait or landscape positioning of markerboards and screens.

Wall rails can be field cut or are available in factory cut sizes from 48"W to 96"W with 1/16" increments.

Wall rails can be joined together with included pins for sizes longer than 96"W.

Actual Dimensions

Feature	Overall		
	Depth	Width	Height
Stand	16" Dia.	N.A.	38"
Markerboard	1/2"	36"	47" or 71"
Wall rail	4"	48"-96"	N.A.



Wall rails mount directly to structural wall. When used with a markerboard there is a 1 1/8" clearance between the wall and the inner markerboard.

Wall rail tracks are sized for 1/2" or thinner boards. Wall rail is not intended for glass.

Wall rail is only intended for use with Steelcase Flex Collection screens and markerboards.

Wall rail package contains a top and bottom set of wall rails and four 71"H markerboards.

When applying markerboards or screens to wall rails, consult with your local officials for code compliance details.

Maintenance

Markerboard

- Use any high-quality dry erase marker.

CAUTION! *The use of Low Odor markers may cause ghosting to occur. If Low Odor markers have been used, the surface can be completely cleaned by following the cleaning instructions below.*

Maintenance and Care

- Use clean dry eraser or microfiber cloth to remove ink.
- Use Expo cleaner or other markerboard cleaner with microfiber cloth. If the markerboards are used daily, cleaning may be required 2-3x per week.
- For heavily used markerboards and persistent markings, clean with 91% isopropyl alcohol with a microfiber cloth.

Surface Materials

Stand base

- 6053 Seagull
- 6527 Merle

Stand top

- Plywood

Wall rail

- 4799 Platinum Metallic
- 7360 Merle

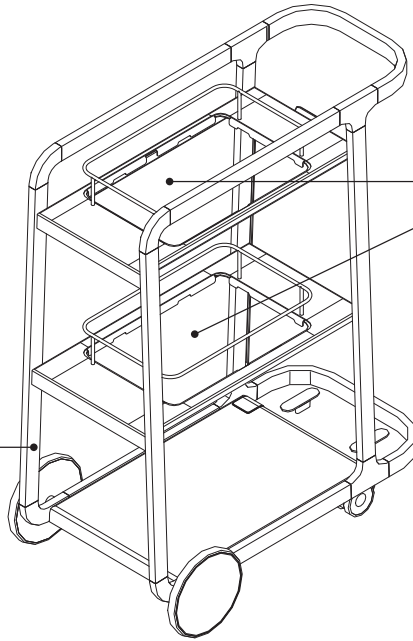
Accessory cups

- P635 Heather Navy exterior with P630 Medium Heather Grey interior
- P636 Light Heather Grey exterior with P631 Dark Heather Grey interior

Mobile Power Charging Cart

Mobile power charging cart allows for convenient charging for up to 10 mobile power units with one cord to connect to an outlet.

► Specifying, page 100



Flex mobile power charging cart is shipped with cable management clips and routing for power cords that come from trays. These will match the frame color that is specified.

Two charging shelves always ship with cutout and railing to accommodate two mobile power charging trays. Mobile power ordered separately, see page 32.

Product Details

Top two shelves are specifiable in either black or white and should be selected based on mobile power color that will be purchased.

Bottom shelf color will always match cart frame.

Mobile power charging cart does not accommodate clips or hooks for hanging accessories or markerboards.

Mobile power charging cart is available with either a standard three prong NEMA plug for use with standard receptacles or with Steelcase's proprietary thread low-profile plug.

Surface Materials

Frame and bottom shelf

- Paint

Top two shelves

- 7204 Black
- 7241 Arctic White

Wheels and casters

- 6053 Seagull with sterling dark solid tread
- 6527 Merle with Merle tread

Actual Dimensions

Depth	13"
Width	32"
Height	41 ³ / ₈ "

Perch Stool

Perch stool is a short-term seating solution that nests for easy use and storage in your agile team spaces. Its beautiful design, flexibility, and light weight make it the perfect perching option for stand-ups, team huddles, and working sessions. Pair Perch stool with your current Steelcase Flex Collection applications for a seamless integration.

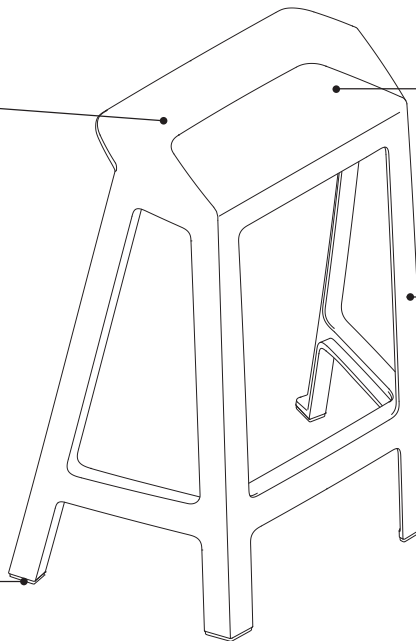
► Specifying, page 101

Frame and seat are one molded piece, available in five colors.

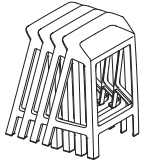
Seat is designed with a 7.2° angle, ideal for perching.

Plastic frame is a 4-leg base available in five colors.

Plastic glides are suitable for hard floors or carpet.



Product Details

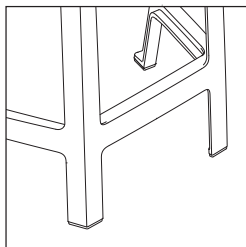


Perch stools are available in one height option, have a 4-leg base, and come standard with glides. Choose from single or 4-pack.


Seat and frame are molded out of ChemCycled™ nylon and are 100% recyclable.

One-piece molded design make it easy for Perch stools to be cleaned and sanitized. See *Surface Materials Reference Guide* for detailed cleaning instructions.

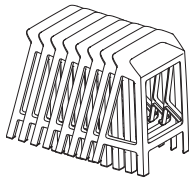
Glides are available in one type suitable for both hard floors and carpet. Glides are designed with texture to keep Perch stool in place during use.



Perch stool can support up to 300 pounds.



Textured seat provides adequate grip ideal for perching.



Perch stools nest on the floor in rows. There is no limit to the number of Perch stools that can nest as long as you like.

Surface Materials

Frame and seat

- 6527 Merle
- 6697 Fog
- 6302 Baltic
- 6BE2 Light Peacock
- 6BD7 Saffron

Glides

- Soft plastic glides are made of Thermoplastic Polyurethane and come standard on all models of Perch stools on 6205 Black.
- Felt glides are unavailable for use with Perch stools.

Programs & Services

▶ See the *Surface Materials Reference Manual* for further detail about programs and services offered for seating.

The Customer's Own Material (COM) Program

offers the opportunity for customers to select fabrics that are not offered through the standard Steelcase surface materials program for use on Steelcase products. Through the COM program, Steelcase will test your materials for application on Steelcase products. Once approved, you can place your order. Steelcase will facilitate the entire ordering process and give you a production schedule. Steelcase will order the COM fabric directly from the textile manufacturer. For up-to-date information regarding fabric test results for all COM fabrics and details regarding yardage requirements for most Seating lines, visit the COM website. To locate the COM website:

- Visit www.steelcase.com

Soil retardants are treatments that provide long-term soil and stain resistance to a fabric without affecting the shade or the integrity of the fabric. The following Steelcase Textiles are available pre-treated with soil retardant. (You do not need to select the soil-retardant option for these fabrics and incur the upcharge.)

- Jacks
- Link

For information on soil retardant fabrics on Select Surfaces, please refer to the *Surface Materials Reference Manual*.

Dimensions

Perch Stool

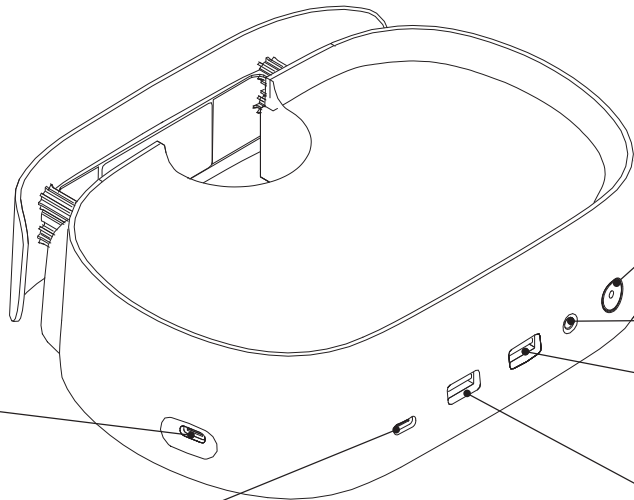
	• Overall Depth	• Overall Width	• Overall Height	• Seat Depth	• Seat Width	• Seat Height from floor	• Seat Height from floor
Perch Stool	12 ¹ / ₂ "	21 ¹ / ₂ "	28 ¹ / ₈ "	9 ¹ / ₈ "	17 ¹⁰ / ₁₆ "	26 ⁵ / ₈ "	28 ¹ / ₈ "

• Seat • Angle • •	• Footrest • height from floor • (front of seat) •	• Footrest • height from seat • (Back of seat) •
7.2° •	8 ¹ / ₁₆ " •	18 ⁹ / ₁₆ " •

Docking Station

Docking station is a next-generation thunderbolt 4 docking station that provides a one-cord-in connection between a laptop and the monitors, hardwired data, and USB peripherals at a workstation. With a patented above-the-desk design, the docking station gives users the access they need to power while managing all cords and connections to the workstation at the back of the dock and out of sight.

► Specifying, page 102



Illuminated power button used to power on or off. Button illuminates when dock is powered on.

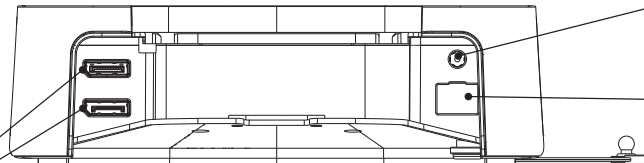
3.5 mm audio jack.

USB-A port supports BC1.2 with charging speeds up to 5V-1.5A. Supports transfer at speeds up to 5 GB/s.

USB-A port with charging speeds up to 5V-0.9A when a laptop is connected to the docking station. Supports transfer at speeds up to 5 GB/s.

Upstream Thunderbolt 4 port. Connect to provide PD charging of your Thunderbolt & USB-C laptops at 90W. When connected to a non-Thunderbolt USB-C laptop, the performance may be affected.

Downstream Thunderbolt 4 port. When connected to Thunderbolt laptops, this port will provide video, USB 3.0, and USB 2.0 data speeds and provide daisy chain capability. Charge at a maximum output of 5V-3A, 15W. Data transmission rate up to 40Gbps and maximum resolution of 8k at 30Hz.

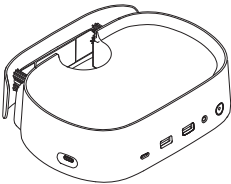


DC Input. Connect to the power outlet using the included power cable.

Ethernet port. Connect to a router or modem at 10/100/1000 Mbps. For 1000 Mbps data speed, must use a Cat 5e or later ethernet cable.

Display port video outputs. Please refer to the video output resolution chart.

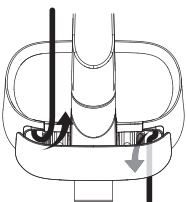
Product Details



Docking station is compatible with CF Series, CF Series modular, and CF Series intro arms with the standard top-down C-clamp.

Docking station provides 90W of power delivery to laptops connected via the included Thunderbolt 4 cable.

Video output of 4K video resolution for up to 2 monitors is supported.



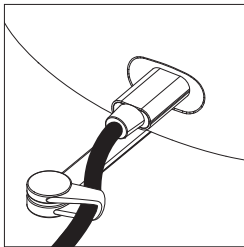
Cable management included on the back collar allows for cables to be routed above the dock to monitors or below the dock to connect to power and ethernet under the desk.

Compatible operating systems:

- Windows: Win10 10.0.18363 or above
- Chrome: v84 or above
- macOS 11 Big Sur or later
- iPadOS 14.4 or later

AC adapter

- Input voltage: 100-240 V~ 2.0A, 50-60Hz
- Output voltage: 22V~5.45A



0.7m Thunderbolt 4 cable with docking station tether is included.

Note: Only use Thunderbolt cable provided with unit, other cables may void product warranty. If cable replacement is required, please contact your Steelcase dealer.

Surface Materials

Docking station is available in pewter, pearl snow, and black.

Environment

Temperature—Operating	0°C to 40°C
Temperature—Non-operating	-40°C to 80°C
Relative Humidity—Operating	No requirement
Relative Humidity Non-operating	90-95%, when the temperature is 80±2°C
AltitudeOperating	5000m
Altitude—Non-operating	5000m

Video Output Resolution Chart

Item	DisplayPort 1	DisplayPort 2	Type-C (Thunderbolt)
Single display output (1DP Stream with HBR3 no DSC (34.5Gbps))	7680 x 4320@30Hz	N.A.	N.A.
	N.A.	7680 x 4320@30Hz	N.A.
	N.A.	N.A.	7680 x 4320@30Hz
Dual DP on Single Display	5120 x 2880@60Hz		N.A.
Dual display output (1DP Streams with HBR3 no DSC)	3840 x 2160@60Hz	3840 x 2160@60Hz	N.A.
	3840 x 2160@60Hz	N.A.	3840 x 2160@60Hz
	N.A.	3840 x 2160@60Hz	3840 x 2160@60Hz
Triple display output (2DP Streams with HBR3+HBR no DSC)	3840 x 2160@60Hz	3840 x 2160@60Hz	3840 x 2160@60Hz

Note: The video out ability depends on the user's laptop and the monitor specification.

Note: MacBooks with the new M1 chipset will only display to a single monitor due to chipset limitations.

Personal Spaces

120° Freestanding Privacy Wrap

Tackable acoustic privacy wrap offers acoustic privacy and personalization for the user.

► Specifying, page 103

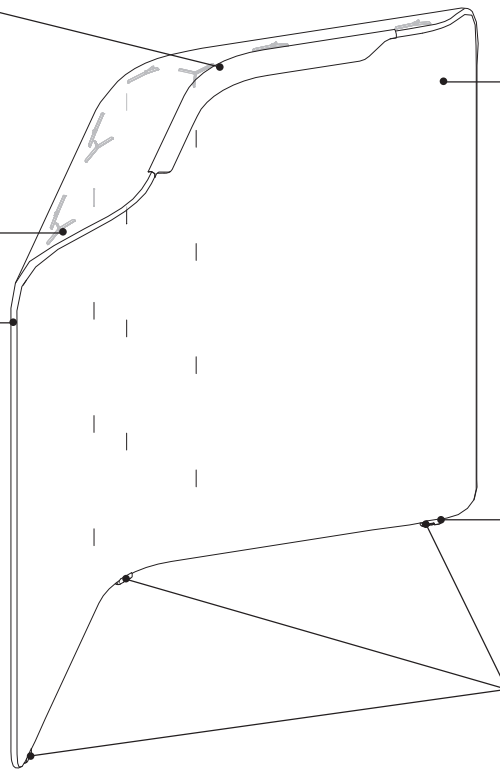
Integrated light option

minimizes shadows under privacy wrap, and enhances backdrop for video calls.

Tip: If light is selected, the light cord is concealed and run intentional through the wrap. Light cord can exit at any of the three glide points.

Upholstery details continue the curvature of the wrap.

Internal metal frame can accept magnetic name tag or Flex freestanding screens to add personalization and privacy to the workstation.



Wrap knit covers the entire frame creating a warm and enclosed privacy element.

Glides, three adjustable glides sit within the footprint of the frame. Adjustment up to 1/2".

Integrated light option cord can exit the wrap at any of the three glide locations. Light cord placement is determined at install.

Actual Dimensions

Width Left 40⁹/₁₀"

Width Right 40⁹/₁₀"

Height 74¹/₂"

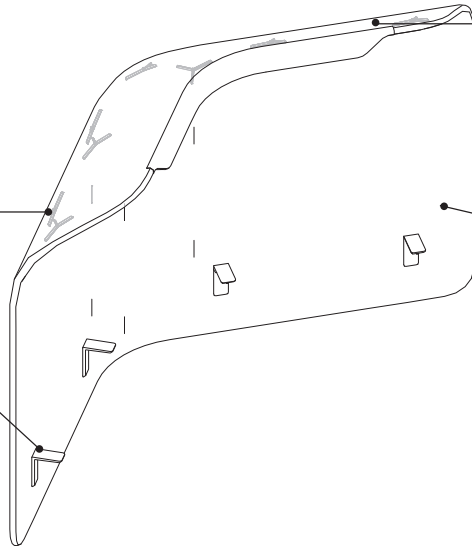
Personal Spaces

Desk Mount Privacy Wraps

Tackable acoustic privacy wraps offers acoustic privacy and personalization for the user.
 ▶ Specifying, pages 104–105

Upholstery details continue the curvature of the wrap.

120° desk mount privacy wraps are attached via brackets to the 120° straight and 120° corner height-adjustable desks.



Integrated light option minimizes shadows under privacy wrap, and enhances backdrop for video calls.

Wrap knit covers the entire frame creating a warm and enclosed privacy element.

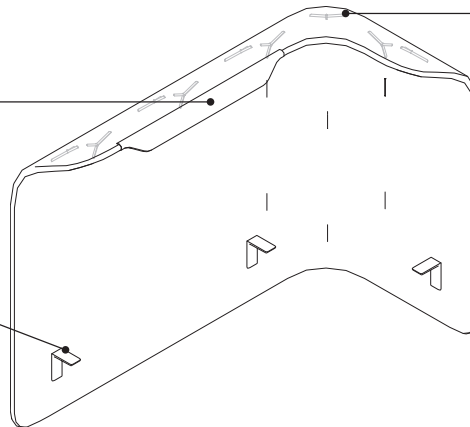
Actual Dimensions

120° Privacy Wrap

Width Left	40 ⁹ / ₁₀ "
Width Right	40 ⁹ / ₁₀ "
Height	45 ¹ / ₄ "

Integrated light option minimizes shadows under privacy wrap, and enhances backdrop for video calls.

90° desk mount privacy wrap attaches to Flex rectangular height-adjustable desks, and worksurfaces that offer a 5" radius corner.



Upholstery details continue the curvature of the wrap.

Frame can accept magnetic name tag or Flex freestanding screens to add personalization and privacy to the workstation.

Actual Dimensions

90° Privacy Wrap

Depth	25 ⁴ / ₅ "
Width	52 ⁹ / ₁₀ "
Height	45 ¹ / ₄ "

Personal Spaces

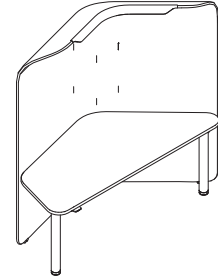
Back Wrap

Tackable acoustic privacy wrap offers acoustic privacy and personalization for the user.

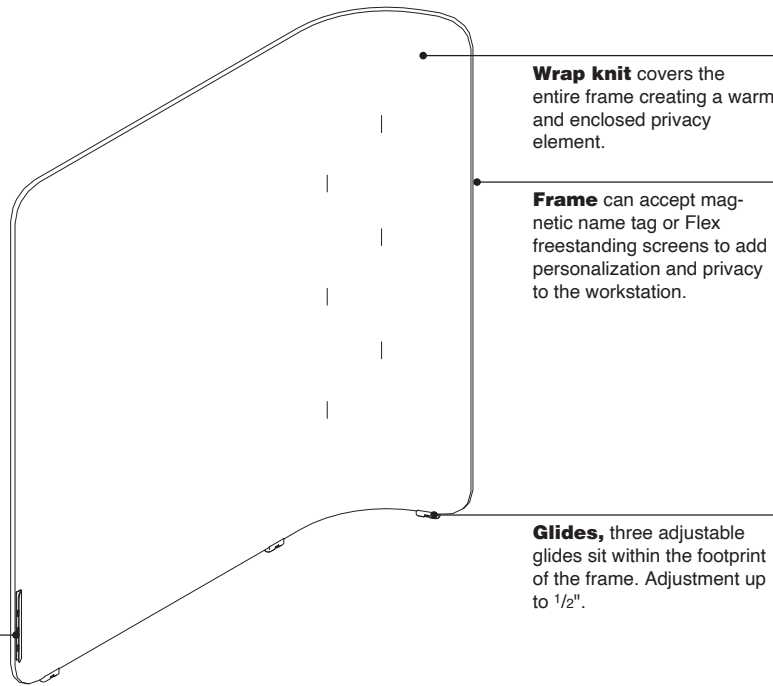
► Specifying, page 106

Product Details

Freestanding privacy wraps nest into 42"W Answer segments in hex application planning.



120° straight height-adjustable desk nests into freestanding privacy wrap for optimal privacy.



Wrap knit covers the entire frame creating a warm and enclosed privacy element.

Frame can accept magnetic name tag or Flex freestanding screens to add personalization and privacy to the workstation.

Glides, three adjustable glides sit within the footprint of the frame. Adjustment up to 1/2".

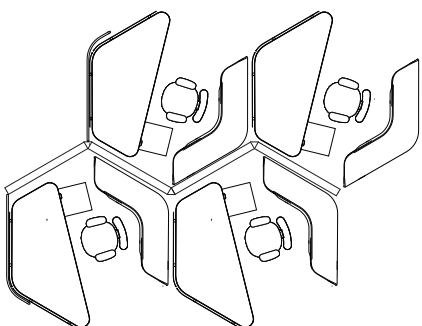
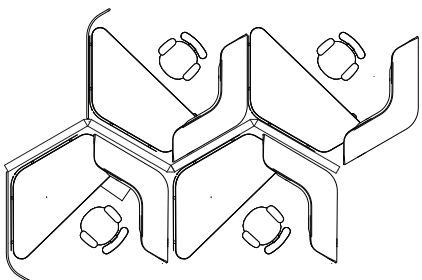
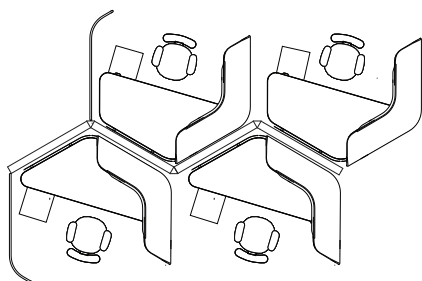
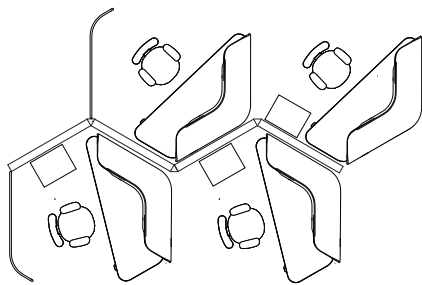
Back wrap bracket, connects back wrap into Answer panel and Answer fence.

Actual Dimensions

Depth 12.8"

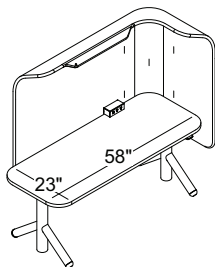
Width 40.9"

Height 60"

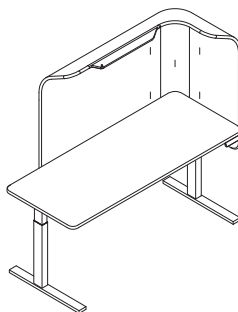


Height-adjustable desks can move independent of privacy wrap to multiple positions when planning in a hex application.

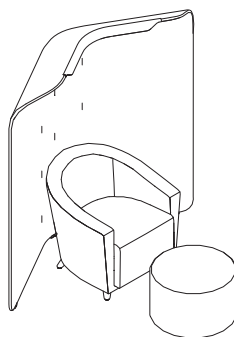
Freestanding privacy wraps are optimized to be planned in a hex or hybrid application allowing for reconfiguration, creating privacy in the open plan.



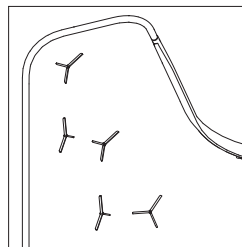
Flex 90° desk mount wraps will work on Flex rectangular height-adjustable desks 23"D x 52"W and above.



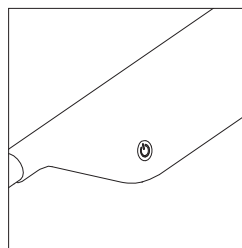
Flex 90° desk mount wraps 23"D x 52"W and above also work on Migration SE height-adjustable desks with 5" radius corners.



Freestanding privacy wraps can be used in the open plan to create added privacy to ancillary settings.

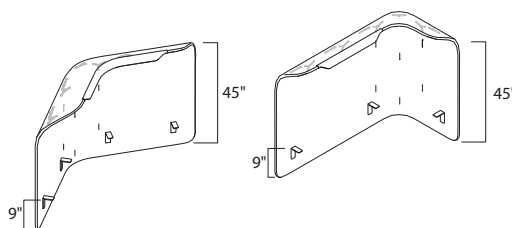


Freestanding privacy wraps have a modern upholstery detail.

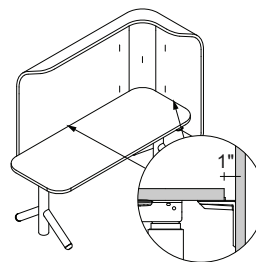


Privacy wraps with a light have three light settings. Controlled by a power button on the left hand side of the light.

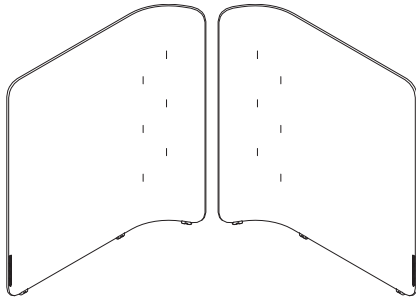
Desk mount wraps attach to desks with 6527 Merle finished brackets.



Desk mount wraps are 45"H; providing 9"H of modesty and 36"H privacy above work surface.



Desk mounted wraps give a 1" gap from the back of the work surface to the front of the screen.



Right Hand

Left Hand

Back wrap is offered in left and right handedness.

Surface Materials

Privacy wraps

- 5KJ1 Merle
- 5KJ2 Cloud
- 5KJ3 Fog
- 5KJ4 Sand

Light

- 6052 Milk
- 6053 Seagull
- 6527 Merle

Desk mounted privacy wrap bracket

- 7360 Merle

Back wrap bracket

- Paint

Wrap Knit and Light Finish Matrix

Wrap Finish Name	Wrap Finish Code	Light Finish Name	Light Finish Code
Merle (Dark Grey)	5KJ1	Merle	6527
Cloud (Light Blue)	5KJ2	Seagull	6053
Fog (Light Grey/Platinum)	5KJ3	Seagull	6053
Sand (Beige)	5KJ4	Milk	6052

Accessories

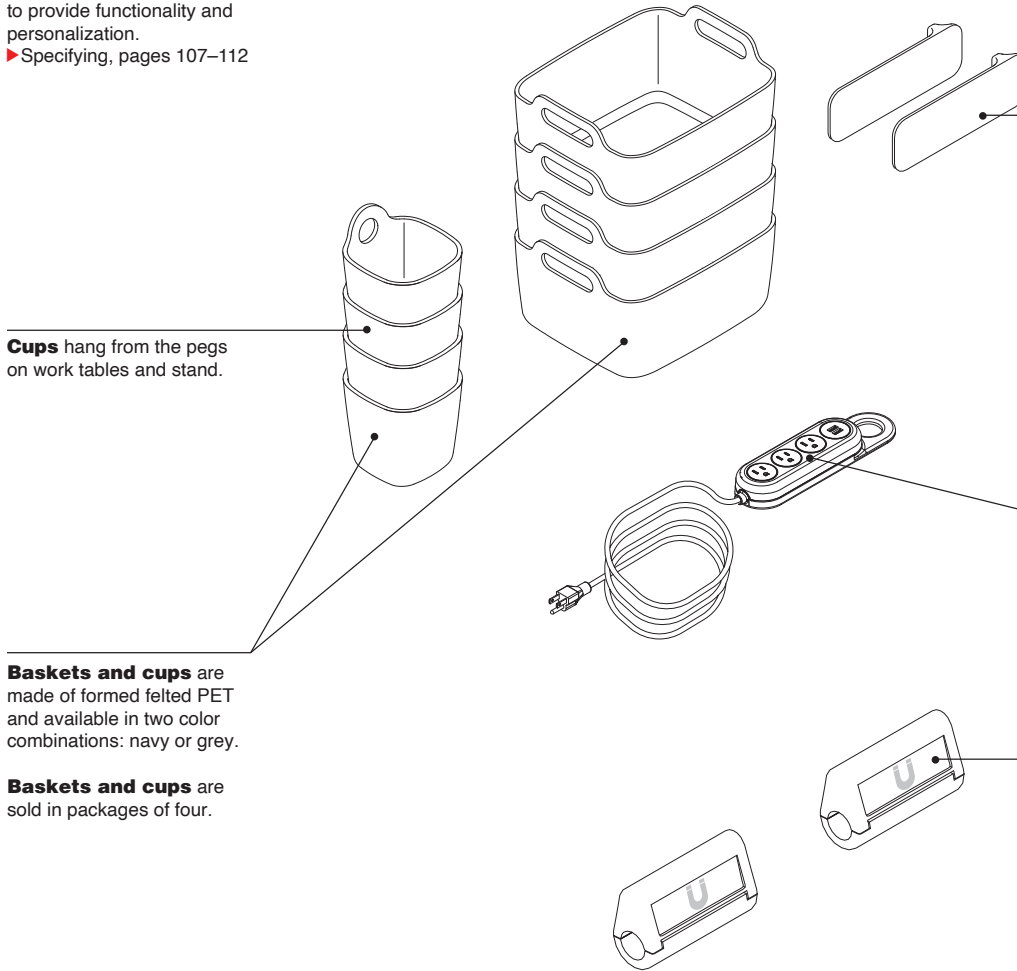
Flex accessories can be used across the collection to provide functionality and personalization.

► Specifying, pages 107–112

Cups hang from the pegs on work tables and stand.

Baskets and cups are made of formed felted PET and available in two color combinations: navy or grey.

Baskets and cups are sold in packages of four.



Magnetic name tag attaches to all privacy wraps for personal notes in the workstation. Name tags have an erasable finish and are sold in packages of two or ten.

Power hangers are available in two configurations: four power and three power with USB.

Power hangers hang from the pegs on work tables.

Magnetic cable clips manage the height adjustable power cord. Cable clips are sold in packages of two or ten.

Braided Cord Color Matrix

Braided cord samples are not available to order. Use matrix below that compares the braided cord finish to the nearest Steelcase finish or Pantone color for color reference purposes.

Finish	Similar Steelcase Color
9003 Fuchsia	PerfectMatch
9004 Marlin	4AZ5 Marlin
9006 Chili	6338 Chili
9007 Sterling	6059 Sterling Dark Solid
9008 Honey	4CZ5 Honey
9009 Black	0835 Black
9010 Light Peacock	4CZ8 Light Peacock
9011 Seagull	4858 Seagull

Tip: Braided cord color is defaulted to cover finish but can be changed if desired.

Actual Dimensions

	Depth	Width	Height
Cup	5½"	6"	5⅔"
Basket	11½"	13½"	7⅝"
Power Hanger	2⅔"	10"	1⅜"

Product Details

Power hangers are standard with a 10' standard black power cord. A 20' cord option is available if additional length is needed. For extra color, braided cord option is available.

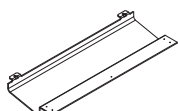
Power hangers are available with either a standard three prong NEMA plug for use with standard receptacles or with Steelcase's proprietary thread low-profile plug for use with one-door and two-door low-profile connectors.

Power hangers are weighted and have a rubberized back to allow them to sit firmly on the worksurface.

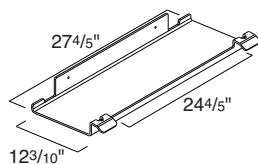
Power cords should not be routed in walkways or where subject to damage.

Over-current protection is standard on power hangers. The reset button is located on the side of the power hanger. If the over-current protection trips, reset by pushing the button back into place.

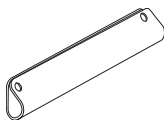
Baskets and cups are cleanable with a damp cloth.



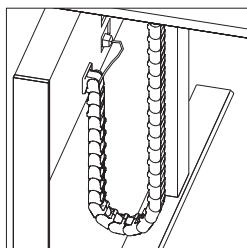
Rectangular cable trays are available as an option or can be ordered separately. 46"W–57¹⁵/₁₆"W desks use the 28"W cable tray. 58"W–72"W desks use the 40"W cable tray. When specifying a desk overhang, see additional cable tray specifying details chart on page 17.




120° cable tray is available on the 120° height-adjustable desks as an option, or can be ordered separately.



Cable catch, optional on rectangle work tables, attaches to the pegs to assist cord and cable routing.



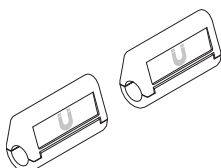
Cable riser, with fence connection, inside dimensions are 1"D x 1"W to accommodate a variety of cord sizes. Overall depth is 2".



Cable brackets, ordered separately, support horizontal cable management below the worksurface.
▶ Specifying, page "Standard Includes" on page 109



Inside dimensions of cable brackets are 6"D x 2¹/₄"W x ¹/₁₆"H.



Magnetic cable clips are finished in 6053 Seagull with a 6527 Merle magnet logo.

Surface Materials

Power hangers

- 4AY2 Chili
- 4AZ5 Marlin
- 4CZ8 Light Peacock
- 7243 Seagull
- 7360 Merle

Baskets

- P635 Heather Navy exterior with P630 Medium Heather Grey interior
- P636 Light Heather Grey exterior with P631 Dark Heather Grey interior

Accessory cups

- P635 Heather Navy exterior with P630 Medium Heather Grey interior
- P636 Light Heather Grey exterior with P631 Dark Heather Grey interior

Rectangular and 120° cable trays

- P631 Dark Heather Grey

Cable bracket

- 6527 Merle

Cable riser

- 7360 Merle

Cable catch

- P630 Medium Heather Grey
- P631 Dark Heather Grey

Magnetic cable clips

- 6053 Seagull with 6527 Merle magnet symbol

Magnetic name tag

- 6009 Arctic White (erasable)

Flex Active Frames

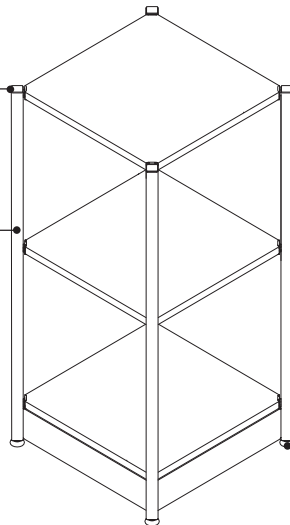
Active frames are made up of structures. They are either 1 wide or 2 wide and come in a minimum of 2 unit high and stretch up to 5 unit high. Frames are steel and can be specified in any paint finish.

► Specifying, pages 113–122

Four top caps are provided to finish the top end of the upright tubes.

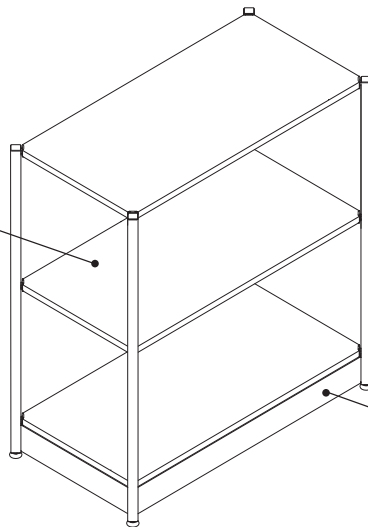
Tubes are a painted 25 mm square, set at a 45° angle, and available in 2 unit, 3 unit, 4 unit, or 5 unit heights.

Tip: Four tubes come standard with the frame and two tubes come standard with the frame extension.



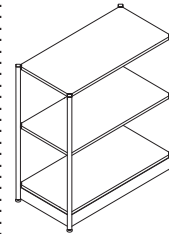
Leveling guides adjust for installations on uneven floors. Adjustability range is 1 7/8".

Shelves have a wood core with a High-Pressure Laminate surface. Shelves connect to the tubes with accompanying shelf connectors. A top and bottom shelf are required to specify on each frame and extension. Additional shelves are available to connect at various heights within the frame or frame extension. The bottom shelves cover the base and can be lifted to access the opening. The top of the unit is also a shelf, so there is actually one more shelf than the height of the unit. When installing, shelf with tipping label cannot be placed at top shelf location. It will default from second from bottom or to top shelf if bottom shelf is not present.

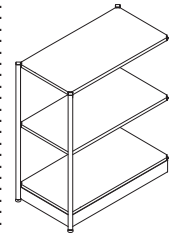


Base is painted and included with each frame and frame extension.

Product Details



Frames (FLXAFFRAME) consist of a base, four tubes, four leveling glides, four top caps, and a counterweight(s) if necessary. All tubes in a frame will be the same height. A top shelf and base shelf will be required to specify and designers will be able to select the number of additional shelves within each frame. Two wide, two unit high shown.



Frame extensions (FLXAFFRAMEEXT) consist of a base, two tubes, two leveling glides, and two top caps. The tubes in a frame extension may be different heights. A base shelf and top shelf are required with each extension, designers will be able to select the remaining number of shelves within the extension. Two wide, two unit high shown.

Frames and frame extensions are available in 1 wide (15 3/4"W) or 2 wide (31 1/2"W). Frame tube heights are expressed in units and are available in 2 unit (36 1/4"H), 3 unit (52 1/8"H), 4 unit (67 7/8"H), or 5 unit (83 3/4"H). All heights are when glides are fully compressed.

Tip: Tube heights on frame extensions can be specified separately to allow for a variety of configurations.

Only one frame (FLXAFFRAME) consisting of four tubes will be needed per configuration. A frame extension (FLXAFFRAMEEXT) with two tubes will be required to build out the remainder of the unit. Please refer to SmartTools for details.

Counterweights for 1 Wide Frame				
	2 Unit	3 Unit	4 Unit	5 Unit
No Accessories	0	0	2	2
Infill	0	0	2	2
Fixed Board	0	2	4	4
Mobile Board Clips	0	2	4	4
Infill and Fixed Board	0	4	4	4
Infill and Mobile Board Clips	0	4	4	4
Fixed Board and Mobile Board Clips	0	4	N.A.	N.A.
Infill, Fixed Board, and Mobile Board Clips	0	4	N.A.	N.A.

Counterweights for 2 Wide Frame				
	2 Unit	3 Unit	4 Unit	5 Unit
No Accessories	0	0	0	0
Infill	0	0	2	2
Fixed Board	0	2	4	4
Mobile Board Clips	0	2	4	4
Infill and Fixed Board	0	4	4	4
Infill and Mobile Board Clips	0	4	4	4
Fixed Board and Mobile Board Clips	0	4	4	4
Infill, Fixed Board, and Mobile Board Clips	0	4	4	4

Counterweights for 1 Frame + 1 Frame Extension				
	2 Unit	3 Unit	4 Unit	5 Unit
No Accessories	0	2	2	2
Infill	0	2	2	2
Fixed Board	0	6	6	6
Mobile Board Clips	0	6	6	6
Infill and Fixed Board	0	6	6	6
Infill and Mobile Board Clips	0	6	6	6
Fixed Board and Mobile Board Clips	0	6	6	6
Infill, Fixed Board, and Mobile Board Clips	0	10	10	10

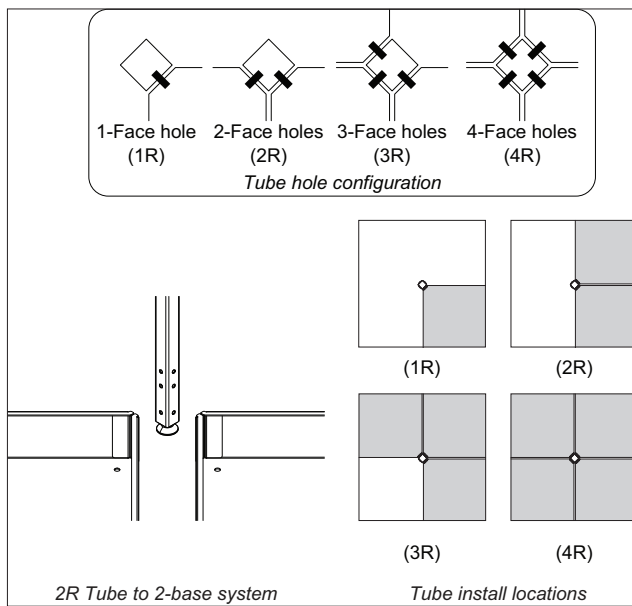
Counterweights for 1 Frame + 2 Frame Extensions				
	2 Unit	3 Unit	4 Unit	5 Unit
No Accessories	0	0	0	0
Infill	0	10	10	10
Fixed Board	0	10	10	10
Mobile Board Clips	0	10	10	10
Infill and Fixed Board	0	10	10	10
Infill and Mobile Board Clips	0	10	10	10
Fixed Board and Mobile Board Clips	0	10	10	10
Infill, Fixed Board, and Mobile Board Clips	0	10	10	10

Counterweights for 1 Frame + 3 Frame Extensions				
	2 Unit	3 Unit	4 Unit	5 Unit
No Accessories	0	6	6	6
Infill	0	10	10	10
Fixed Board	0	10	10	10
Mobile Board Clips	0	10	10	10
Infill and Fixed Board	0	10	10	10
Infill and Mobile Board Clips	0	10	10	10
Fixed Board and Mobile Board Clips	0	10	10	10
Infill, Fixed Board, and Mobile Board Clips	0	10	10	10

Counterweights for 1 Frame + 4 Frame Extensions				
	2 Unit	3 Unit	4 Unit	5 Unit
No Accessories	0	0	0	0
Infill	0	6	6	0
Fixed Board	0	6	6	0
Mobile Board Clips	0	6	6	0
Infill and Fixed Board	0	6	6	0
Infill and Mobile Board Clips	0	6	6	0
Fixed Board and Mobile Board Clips	0	6	6	0
Infill, Fixed Board, and Mobile Board Clips	0	6	6	0

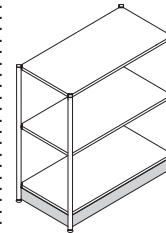
Counterweights are required in certain configurations to ensure product stability and are added as part of the frame. Please refer to SmartTools and the matrix below for further information.

	Connection Holes			
	1	2	3	4
Frame				
Upright 1	•	•	•	•
Upright 2	•	•	•	•
Upright 3	•	•	•	•
Upright 4	•	•	•	•
Frame Extension				
Upright 1	•	•	•	•
Upright 2	•	•	•	•

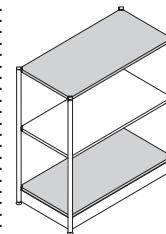


Connection holes refers to the number of faces of the tube (upright) that have holes for attaching shelves. When an upright has 1 connection hole, shelves can only be attached to one side of the upright. These uprights are always on the ends of a configuration. When an upright has 2 connection holes, shelves can be attached on two consecutive sides of the upright. These intermediate uprights are always used to connect frames and extensions that are assembled in a single row. Uprights with 3 connection holes can attach to shelves on three sides. These intermediate uprights are used for L- or T-configurations. Uprights with 4 connection holes can attach to shelves on all four sides. Please refer to SmartTools for details.

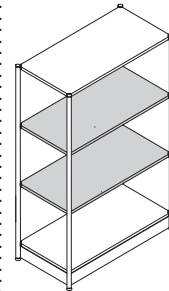
Upright connection holes for frame and frame extensions can be specified as 1, 2, 3, or 4 holes per tube side, allowing for a variety of shelf placements and configurations. *Tip: If choosing to omit a shelf, there will still be connection holes along the tube.*



Base is 3 $\frac{1}{8}$ "H x 15 $\frac{3}{4}$ "W (1 wide) or 31 $\frac{1}{2}$ "W (2 wide). A base is included with each frame and frame extension. Tubes will connect to the base using a flanged hex socket head screw with H5 drive in all four corners.



Top and bottom shelves are required in each frame configuration. Top and bottom shelf connects to the tubes with accompanying shelf connectors, washers and flanged hex socket head screw with H5 drive. One shelf in each frame will have stability guidance and may be installed at any height within the frame except as the bottom shelf.

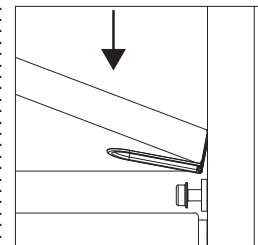


Shelves are 15 $\frac{3}{4}$ "D x 15 $\frac{3}{4}$ "W (1 wide) or 31 $\frac{1}{2}$ "W (2 wide) and $\frac{1}{8}$ " thick. Additional shelves are available and connect at various heights within the frame. All four corners must attach using the shelf connector and screw.

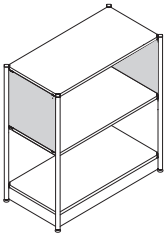
Shelves are High-Pressure Laminate and are available in contrasting finishes. High-Pressure Laminate woodgrain direction will always be horizontal.

1 wide shelves have a weight limit of 49 pounds.

2 wide shelves have a weight limit of 98 pounds.




Nickel-plated shelf connectors come installed in the shelves and are recessed within each corner of the shelf. The shelves are fastened to the tubes at all four corners of the shelf by clamping the shelf connector with a washer, and a flanged hex socket head screw with a H5 drive. A H5 ball tip allen extension bit is included with the frame (**FLXAFFRAME**) to aid in shelf installation.

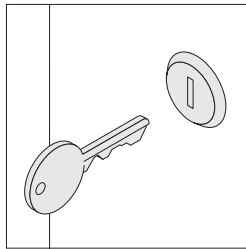


Infills are available and are 3/5" thick and either 15 3/4"W (1 wide) or 31 1/2"W (2 wide) and are available in High-Pressure Laminate or PET. Infills connect in all four corners at the top and bottom of the coordinating shelves and tubes using a plastic connection. Infills are available as a single unit. A maximum of three infills can be installed per shelf. High-Pressure Laminate woodgrain direction will have the option to be horizontal or vertical.

Doors are available and are 3/5" thick and either 15 3/4"W (1 wide) or 31 1/2"W (2 wide) in High-Pressure Laminate with plastic door rails that will secure on the corresponding infills. High-Pressure Laminate woodgrain direction will have the option to be horizontal or vertical. Door pulls are a striped fabric looped material with light elasticity and included with each door.
Tip: You must also specify three High-Pressure Laminate infills in addition to the doors.



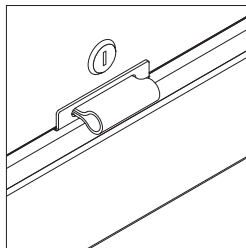
Locks are available field-installed. Optional field-installed locks are available with consecutive, specific, and random keying options.



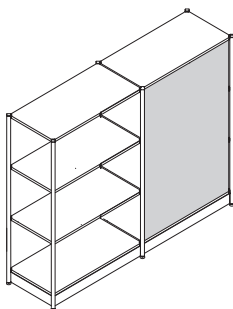
Field-installed lock cylinders (LOCK9201FR or LOCK9250FR) must be specified separately. When cylinders are ordered, the factory will omit lock cylinders from all doors.

▶ Lock and Keying, page 146

Locks are not supported on doors containing electrical appliances or receptacles, as this could violate the national electrical code.



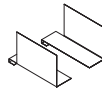
Optional locks on doors are located centered on the door panel and directly above the door pull.



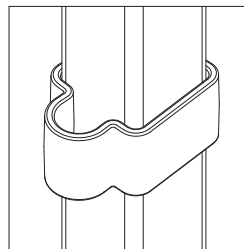
Fixed boards are available and connect to the frame in six places. The bottom of the fixed board must align with a shelf to install on the frame. Fixed boards are available 3 high and 4 high in PET/PET, whiteboard/PET, or laminate/laminate finish.

Fixed Board

	3 H	4 H
1 W	•	•
2 W	•	•



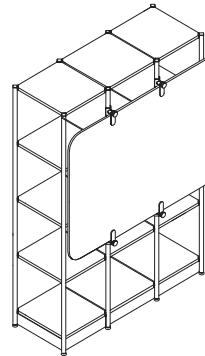
Book ends fit on the front side of a shelf and come in quantities of two.



Cable management clips are plastic and come in packages of six. Cable management clips fit on the frame to help manage cords and wires. Cable management clips can manage a maximum of 0.38" dia. cord or wire.

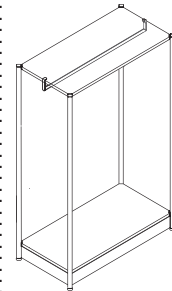


Toolbox comes in a package of four. Toolboxes are molded PET in a light grey finish and come with name tags.

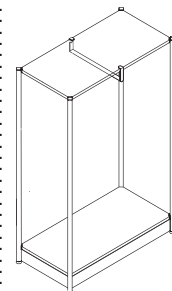


Mobile board clips fit securely on the front of the tube and can move up and down the frame to integrate with Flex mobile boards (FLXMB), Flex cups (FLXCUP) and Flex power hanger (FLXPH) can hang from the front of the clip for easy accessibility. Mobile board clips come in a package of four.

The maximum weight capacity of each mobile board clip is 8 pounds. Mobile board clips may only move along the frame when they are in the unlocked position.



Two wide coat rod



One wide coat rod

Coat rod is available in one wide and two wide and secures under a shelf on each side. The coat rod can be moved on the shelf from front-to-back for desired placement. The one wide coat rod can be oriented in the width or depth direction.

A one wide coat rod has a weight limit of 25 pounds.

A two wide coat rod has a weight limit of 52 pounds.

Maintenance

Markerboard

- Use any high-quality dry erase marker.

NOTICE

The use of low odor markers may cause ghosting to occur. If low odor markers have been used, the surface can be completely cleaned by following the cleaning instructions below.

Maintenance and Care

- Use clean dry eraser or microfiber cloth to remove ink.
- Use Expo cleaner or other markerboard cleaner with microfiber cloth. If the markerboards are used daily, cleaning may be required 2-3 x per week.
- For heavily used markerboards and persistent markings, clean with 91% isopropyl alcohol with a microfiber cloth.

Surface Materials

Tubes and bases for frame and frame extension

- Paint

Shelves

- High-Pressure Laminate

Infills

- High-Pressure Laminate
- P631 Dark Heather Grey PET
- P636 Light Heather Grey PET

Doors

- High-Pressure Laminate

Lock

- 9201 Polished Chrome
- 9250 Ember Chrome

Bookends

- Paint

Mobile board clip

- 6053 Seagull
- 6527 Merle

Cable management clip

- 6527 Merle

Fixed board

- High-Pressure Laminate
- P631 Dark Heather Grey PET
- P636 Light Heather Grey PET
- 2977 White Markerboard

Coat rod

- Paint

Toolbox

- P636 Light Heather Grey PET

Doors and infills with High-Pressure Laminate woodgrain

can be selected with either a horizontal or vertical grain direction.

Shelves with High-Pressure Laminate woodgrain will always have a horizontal woodgrain direction.

Fixed boards with High-Pressure Laminate woodgrain will always have a vertical woodgrain direction.

Monitor back panel on the internal mount media tower is available with a horizontal woodgrain direction only.

Actual Dimensions

Actual Dimensions

Flex Active Frames

1 Wide Frame				
	2 High	3 High	4 High	5 High
Depth	17.042"	17.042"	17.042"	17.042"
Width	17.042"	17.042"	17.042"	17.042"
Height	36.296"	52.102"	67.908"	83.714"

2 Wide Frame				
	2 High	3 High	4 High	5 High
Depth	17.042"	17.042"	17.042"	17.042"
Width	32.783"	32.783"	32.783"	32.783"
Height	36.296"	52.102"	67.908"	83.714"

1 Wide Frame Extension				
	2 High	3 High	4 High	5 High
Depth	17.042"	17.042"	17.042"	17.042"
Width	16.392"	16.392"	16.392"	16.392"
Height	36.296"	52.102"	67.908"	83.714"

2 Wide Frame Extension				
	2 High	3 High	4 High	5 High
Depth	17.042"	17.042"	17.042"	17.042"
Width	32.140"	32.140"	32.140"	32.140"
Height	36.296"	52.102"	67.908"	83.714"

Tip: All dimensions shown refer to overall exterior dimensions.

Additional Dimensions

Flex Active Frames

	Width	Height	Thickness
Distance from floor (with glides fully compressed)			
Bottom of base		0.629"	
Top of base		3.778"	
Top of bottom shelf		4.684"	
Exterior base			
1 Wide x 1 Deep	15.433"	3.150"	
2 Wide x 2 Deep	31.181"	3.150"	
Interior base			
1 Wide x 1 Deep	15.283"	3.000"	
2 Wide x 2 Deep	31.031"	3.000"	
Shelf			
1 Wide x 1 Deep	15.512"	15.512"	0.806"
2 Wide x 2 Deep	31.260"	31.260"	0.806"
Height between Shelves			
1 High		15.000"	
2 High		30.806"	
3 High		46.612"	
4 High		62.418"	
5 High		78.224"	
Door			
1 Wide	14.173"	14.646"	0.556"
2 Wide	29.921"	14.646"	0.556"
Infill			
1 Wide	14.350"	14.764"	0.556"
2 Wide	30.098"	14.764"	0.556"
Opening between LH and RH Infills (without doors)			
1 Wide	14.400"		
2 Wide	30.148"		
Opening between LH and RH Infills (with doors)			
1 Wide	14.282"		
2 Wide	30.038"		
Fixed board			
Whiteboard/PET			0.746"
PET/PET			0.700"
1 Wide	14.016"		
2 Wide	29.764"		
3 High		48.031"	
4 High		63.780"	

► **Additional Dimensions, continued on next page**

► Additional Dimensions, continued from previous page

	Depth	Height
Height of opening when door open		13.244"
Outside depth of door and rear infill	15.512"	
Depth from front of shelf to front of rear infill	14.956"	
Depth from back of door to front of rear infill	14.400"	

Flex Active Frame Media Towers

Flex Active Frame Media Tower Internal Mount

Flex active frame

media towers are configured with the same base and extension logic as active frames. Media towers can support a standing and seated posture. To maintain a proper monitor height, standing posture is only available in 5 high and seated posture is only available in 4 high.

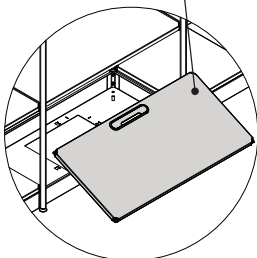
Media tower is an agnostic technology solution, allowing one to bring their own technology application to the system. Customers are responsible for bringing and integrating technology and audio-visual components. Customers must follow all instructions and warnings, for all products involved.

Tip: Consult an AV or IT professional early in the design process for potential technology applications.

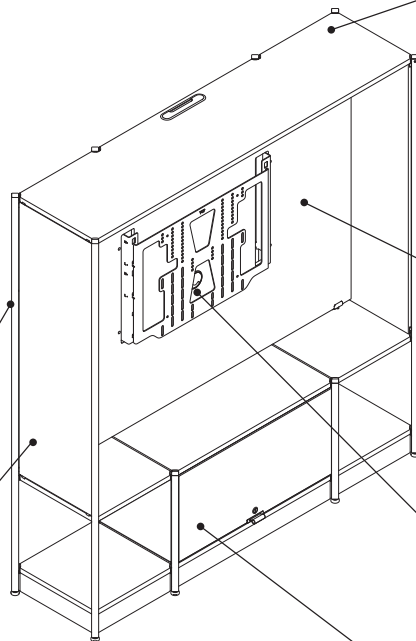
Monitor back panel has a wood core with a High-Pressure Laminate surface.

3 high side infill is available with a High-Pressure Laminate. Only available for internal mounted media tower.

Base is painted and is configured with a 1 wide base, 2 wide base and 1 wide base. The center 2 wide base has an oblong grommet for wire and power routing. Base has a 12"x12" square cutout.



4 High Seated or Lounge

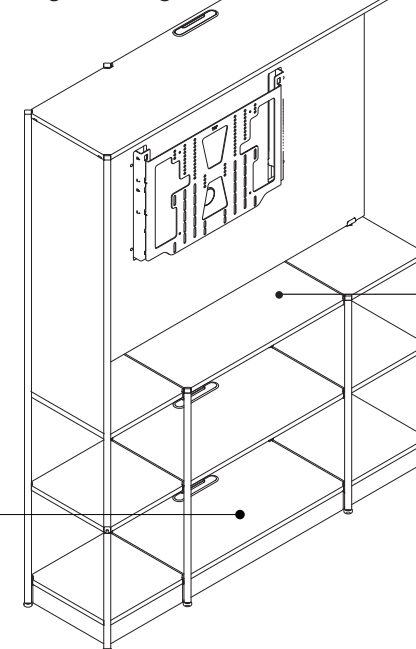


4 wide top shelf has a wood core with a High-Pressure Laminate surface. Shelves connect to the tubes with accompanying shelf connectors. Top shelf is required and will always have an oblong grommet for ceiling power or data routing.

Fixed boards for media towers are suggested to help conceal cords and monitor mount. If selected, two 1 wide and one 2 wide fixed boards will be added. *Tip: Fixed boards are required for open plan applications, but not included in the base price.*

400x400 VESA mounting plate attaches to the active frame tubes with monitor frame brackets and supports various mounting patterns.

5 High Standing

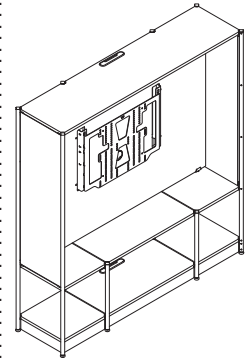


2 wide non-locking door underneath the monitor provides easy storage and access to additional power and technology. Three infills are required to complete the door kit. *Tip: Door and infills are required but not included in base price.*

Center 2 wide shelves include an oblong grommet for easy cable and power routing.

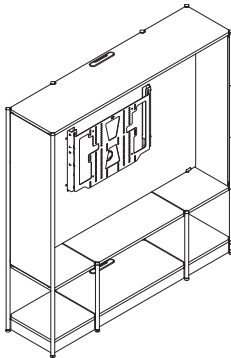
Leveling guides adjust for installations on uneven floors. Adjustability range is 1 7/8".

Product Details



Media tower internal mount 4 high (FLXAFFRAMET1) consist of three bases, eight tubes, eight leveling glides, eight top caps, monitor back panel, top 4 wide shelf, two left 1 wide shelves, two right 1 wide shelves, two center 2 wide shelves, 3 high left and right side infills, a 400x400 VESA mounting plate, monitor mounting frame brackets, and a counterweight(s) if necessary. Bases consist of a 1 wide base, 2 wide base and a 1 wide base. Six tubes in a media tower will be the same height. A base shelf and top shelf is required with each extension or frame.

Media tower internal mount extension (FLXAFFRAMEEXTT1) 4 high consist of three bases, six tubes, six leveling glides, six top caps, monitor back panel, top 4 wide shelf, two left 1 wide shelves, two right 1 wide shelves, two center 2 wide shelves, 3 high left and right side infills, a 400x400 VESA mounting plate, and a counterweight(s) if necessary. Bases consist of a 1 wide base, 2 wide base and a 1 wide base. Two tubes in the back will always be the same height. Two tubes in the front will be short. Two end tube heights will depend on height of what unit is connected to. A base shelf and top shelf is required with each extension or frame.



Internal mount and internal mount extension are also available in 5 high and include an additional center 2 wide shelf, left 1 wide shelf and right 1 wide shelf.

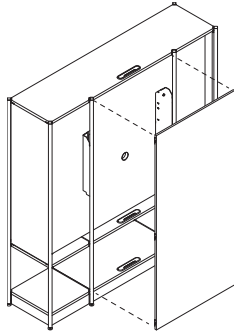
Internal media tower and internal media tower extension are available in 1 deep (15³/₄"D) and 4 wide (63"W).

2 wide non locking door and infills directly beneath monitor provide easy storage and access to additional utility power and technology. Three infills are required to complete the door kit.

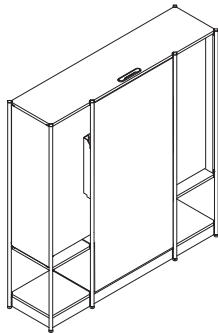
Tip: Door and infills are required but not included in base price.

High-Pressure Laminates with grain direction can be applied in a vertical or horizontal direction. Monitor back panel is available in horizontal grain direction only.

Shelf and infill finishes will be the same for all shelves and infills unless contrasting is selected.



Fixed boards for media towers are suggested to help conceal cords and monitor mount. If selected, two 1 wide and one 2 wide fixed boards will be added. *Tip: Fixed boards are required for open plan applications, but not included in the base price.*



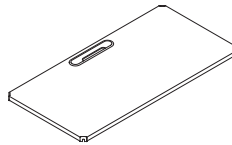
Fixed boards are available and connect to the frame in six places. The bottom of the fixed board must align with a shelf in order to install on the frame. Fixed boards must always align with top of media tower but not required to extend to the floor.

Fixed boards are available 3 high and 4 high in High-Pressure Laminate, PET/PET or whiteboard/PET finish. 5 high fixed boards are available in High-Pressure Laminate only.

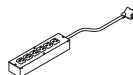
Wiring and Cabling



Monitor back panel and infill (for door) include a round grommet for easy cable and power routing.

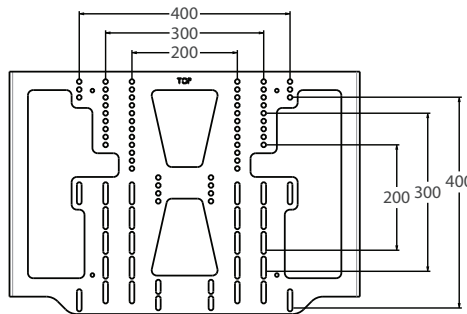


Center 2 wide shelves and top shelf include an oblong grommet for easy cable and power routing.



Media utility power is available with a 9' or 10' standard black power cord. A 20' cord option is available if additional length is needed. For extra color, braided cord option is available.

Media utility power is available with either a standard three prong NEMA plug for use with standard receptacles or with Steelcase's proprietary thread low-profile plug for use with one-door and two-door low-profile connectors.



Media towers include a universal 400x400 VESA mounting plate with the ability to accommodate various mounting patterns.

VESA mounting plates are available in two mounting configurations: internal mount (**FLXAFFRAMET1** and **FLXAFFRAMEEXTT1**) and external mount (**FLXAFFRAMEEXTT2**)

Optional monitor mount hardware package is available and includes hardware to accommodate a variety of monitors.

No larger than 65" monitors should be used on the media tower with a maximum 66 pounds weight capacity.

Surface Materials

Tubes and bases for media towers and media tower extensions

- Paint

Shelves

- High-Pressure Laminate

3 mm edge profile

- Plastic

Monitor back panel

- High-Pressure Laminate

VESA mounting plate

- 7360 Merle

Infills

- High-Pressure Laminate
- P631 Dark Heather Grey PET
- P636 Light Heather Grey PET

Door

- High-Pressure Laminate

Fixed board

- High-Pressure Laminate
- P631 Dark Heather Grey PET
- P636 Light Heather Grey PET
- 2977 White Markerboard

Media utility power cord

Standard rubber cord

- Black
- White

Braided cord

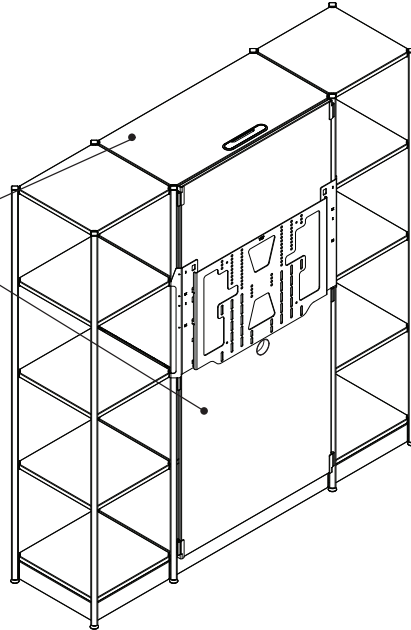
- 9002 Silver
- 9003 Fuchsia
- 9004 Marlin
- 9006 Chili
- 9007 Sterling
- 9008 Honey
- 9009 Black
- 9010 Light Peacock
- 9011 Seagull
- 9012 Merle
- 9013 Brass

Flex Active Frame Media Towers

Flex Active Frame Media Tower External Mount

Media tower external mount has two heights, 4 high supports seated/ lounge postures and 5 high supports standing posture. External mount extension requires an extension and base frame on either side of the media tower.

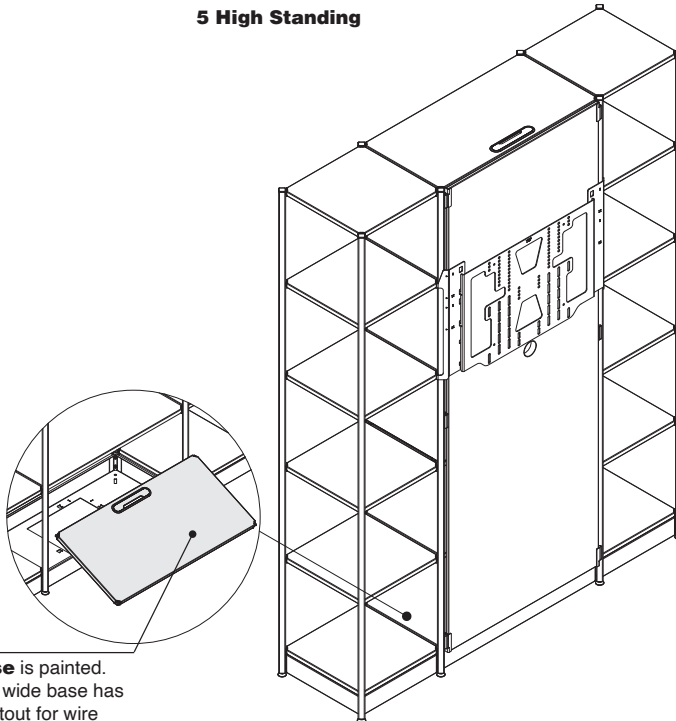
4 High Seated or Lounge



High-Pressure Laminate fixed board with round grommet provides clean aesthetics and conceals cable, power, or other cords. Fixed board is required for external media tower and must be same height as the unit.
Tip: Infill is required but not included in base price.

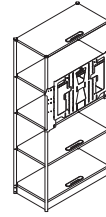
Center 2 wide shelves include an oblong grommet for easy cable and power routing at every center shelf location.

5 High Standing

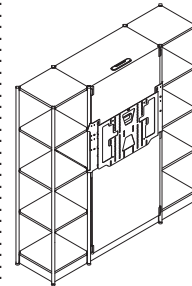


2 wide base is painted. The center 2 wide base has an oblong cutout for wire and power routing. Base has a 12"x12" square cutout.

Product Details

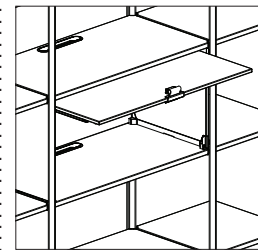


Media tower external mount extension (FLXAFFRAMEEXT2) consist of one 2 wide base, two tubes, two leveling glides, two top caps, top shelf, three center shelves, and a 400x400 VESA mounting plate.



Media tower external mount extension requires an extension and base frame on either side of the media tower.
Tip: Additional frame and extensions are required but not included in the base price.

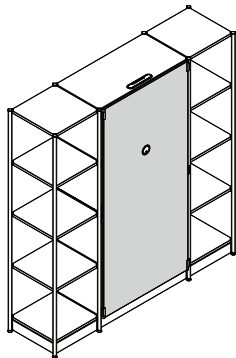
External media mount extension is available in 1 deep (15³/₄"D) and 2 wide (31¹/₂"D).



Door, shelf, and grommet infill are required on external media towers to house additional power and technology. The door is always located on the third shelf from the bottom on both 4 high and 5 high external media towers.

Door and infills are always placed on the third shelf from the bottom for both 4 high or 5 high media tower external mount extensions.
Tip: Door and infills are required but not included in base price.

2 wide non-locking door and infills directly behind monitor provide easy storage and access to additional utility power and technology. Three infills are required to complete the door kit.
Tip: Door and infills are required but not included in base price.



Fixed board is required for media towers to help conceal cords and monitor mount. Fixed board must be same height as the unit.
Tip: Fixed board is required, but not included in the base price.

2 wide non-locking door and infills directly beneath monitor provide easy storage and access to additional utility power and technology. Three infills are required to complete the door kit. The rear infill has a round grommet for cable management.
Tip: Door and infills are required but not included in base price.

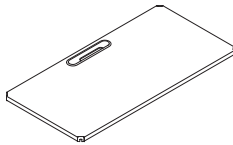
High-Pressure Laminates with grain direction can be applied in a vertical or horizontal direction. Shelves available in horizontal grain direction only.

Shelf finishes will be the same for all shelves unless contrasting is selected.

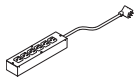
Wiring and Cabling



Infill includes a round grommet for easy cable and power routing.

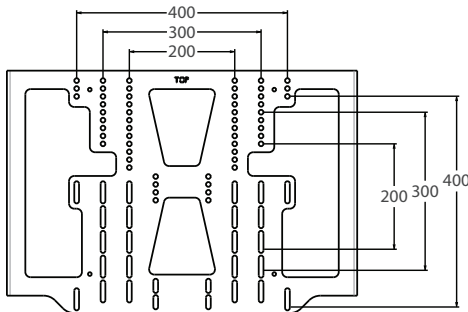


Center 2 wide shelves and top shelf include an oblong grommet for easy cable and power routing.



Media utility power is available with a 9' or 10' standard black power cord. A 20' cord option is available if additional length is needed. Braided cord is available and comes in 11 color options.

Media utility power is available with either a standard three prong NEMA plug for use with standard receptacles or with Steelcase's proprietary thread low-profile plug for use with one-door and two-door low-profile connectors.



Media towers include a universal 400x400 VESA mounting plate with the ability to accommodate various mounting patterns.

VESA mounting plates are available in two mounting configurations: internal mount (**FLXAFFRAMET1** and **FLXAFFRAMEEXTT1**) and external mount (**FLXAFFRAMEEXTT2**)

Optional monitor mount hardware package is available and includes hardware to accommodate a variety of monitors.

No larger than 65" monitors should be used on the media tower with a maximum 66 pounds weight capacity.

Surface Materials

Tubes and bases for media towers and media tower extensions

- Paint

Shelves

- High-Pressure Laminate

3 mm edge profile

- Plastic

Monitor back panel

- High-Pressure Laminate

VESA mounting plate

- 7360 Merle

Infills

- High-Pressure Laminate
- P631 Dark Heather Grey PET
- P636 Light Heather Grey PET

Door

- High-Pressure Laminate

Media utility power cord

Standard rubber cord

- Black
- White

Braided cord

- 9002 Silver
- 9003 Fuchsia
- 9004 Marlin
- 9006 Chili
- 9007 Sterling
- 9008 Honey
- 9009 Black
- 9010 Light Peacock
- 9011 Seagull
- 9012 Merle
- 9013 Brass

Flex Active Frames Work Island

Work islands are configured with the same base and extension logic as active frames. To maintain a proper gathering height, work islands are only available 2 high. To reach the proper gathering height, a 4" high piling shelf is added to the 2 high unit.

The width of work islands is fixed and can be filled by the combination of 1 and 2 wide frames and extensions.

A work bridge can be configured when a knee space is needed to accommodate stools. The same 80²/₅" overall width applies, but this unit can have a minimum 14¹/₂" to maximum 46" wide knee span. Both ends of the unit need to be supported by frames of either size and the configuration does not need to be symmetrical.

Work islands are available as 1 or 2 deep configurations.
 ▶ Specifying, pages 130–131

Continuous top is 78³/₄"W (5 wide) x 15³/₄"D (1 deep) or 31¹/₂"D (2 deep) and 1" thick. Continuous top is available in High-Pressure Laminate with a 3 mm edge profile to match top finish. Corners are always square with no overhangs on the left or right. Pilot holes always present to accommodate all configuration options.

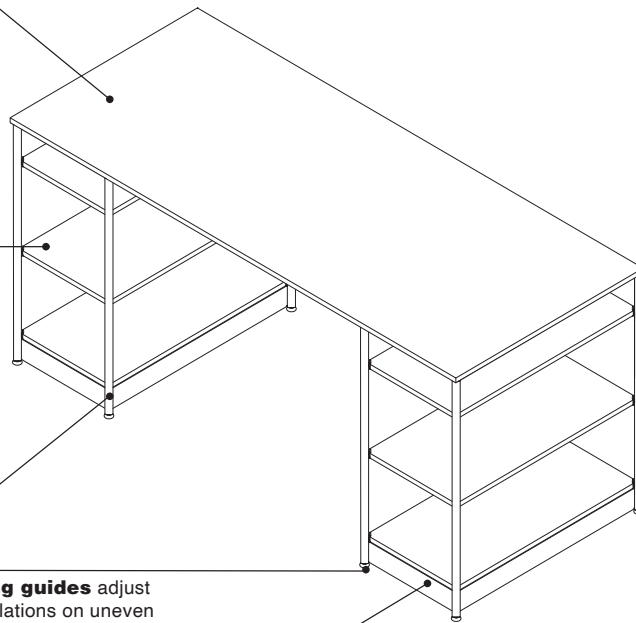
Shelves have a wood core with a High-Pressure Laminate surface. Shelves connect to the tubes with accompanying shelf connectors. A top and bottom shelf is required in all applications. Additional shelves are available to connect at various heights within the frame or frame extension.

Tubes are a painted 25 mm square, set at a 45° angle, and available as an end or intermediate.

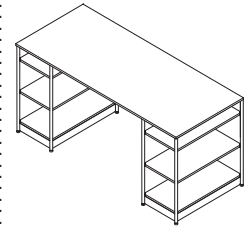
Tip: Four tubes come standard with the frame and two tubes come standard with the frame extension.

Leveling guides adjust for installations on uneven floors. Adjustability range is 1⁷/₈".

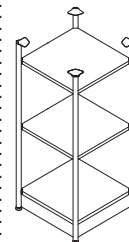
Base is painted and included with each frame and frame extension.



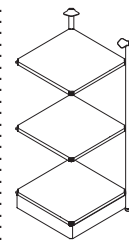
Product Details



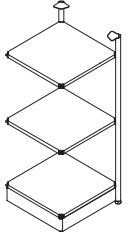
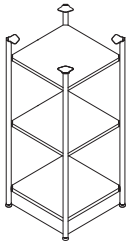
Work bridge application consists of a continuous top with two work island frames and an opening between the two. Each work island frame consists of four tubes and four leveling glides. Additional shelves are available. When no extension is used with a frame, all three shelves are required.



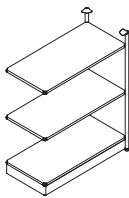
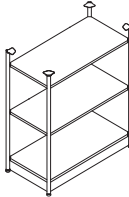
Work island frames (FLXAFCTFRAME) consist of a base, four tubes, and four leveling glides. Additional shelves are available.



Work island frame extensions (FLXAFCTFRAMEEXT) consist of a base, two tubes, top shelf, and two leveling glides. Additional shelves are available.



1 wide x 1 deep



2 wide x 1 deep

Work island frames and work island frame extensions are available in 1 wide (15³/₄"W) or 2 wide (31¹/₂"W) and 1 deep (15³/₄"D) or 2 deep (31¹/₂"D).

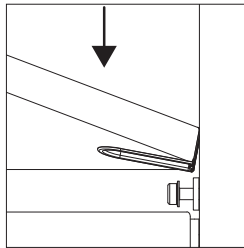
Only one frame (FLXAFFRAME) consisting of four tubes will be needed per configuration. Two to four frame extensions (**FLXAFFRAMEEXT**) with two tubes will be required to build out the remainder of the unit. Please refer to SmartTools for details.

	Connection Holes	
	1	2
Work Island Frame		
Upright 1	•	•
Upright 2	•	•
Work Island Extension		
Upright 1	•	•
Upright 2	•	•

Upright connection holes for work island frame and work island extension can be specified as 1 or 2 holes per tube side, allowing for shelf placement. Upright 1 and 2 must have same number of connection holes.

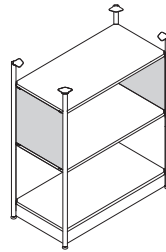
Tip: If choosing to omit a shelf, there will still be connection holes along the tube.

Shelves are 15³/₄"D x 15³/₄"W (1 wide) or 31¹/₂"W (2 wide) and ⁴/₅" thick. When attached to an extension, the middle shelves are optional and connect at various heights within the frame. All four corners must attach using the shelf connector. Shelves are available in contrasting finishes.




Nickel-plated shelf connectors come installed in the shelves and are recessed within each corner of the shelf. The shelves are fastened to the tubes at all four corners of the shelf by clamping the shelf connector with a washer, and a flanged hex socket head screw with a H5 drive.

Center panels are required on a 2 deep work bridge or work island frame to separate the space between the two sides. Center panels can be used with doors on both sides or doors on no sides, however not with a door on only one side. Center panel and side infill finish must match.

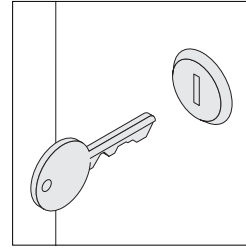


Infills are available and are ³/₅" thick and either 15³/₄"W (1 wide) or 31¹/₂"W (2 wide) and are available in High-Pressure Laminate or PET. Infills connect in all four corners at the top and bottom of the coordinating shelves and tubes using a plastic connection. Infills are available in a single infill.

Doors are available and are ³/₅" thick and either 15³/₄"W (1 wide) or 31¹/₂"W (2 wide) in High-Pressure Laminate with plastic door rails that will secure on the corresponding infills. Door pulls are a striped fabric looped material with light elasticity and included with each door.
Tip: You must also specify three High-Pressure Laminate infills in addition to the door infills and center panels.

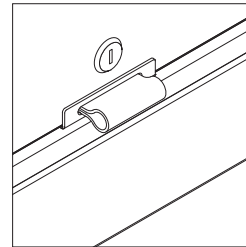


Locks are available or field-installed. Optional field-installed locks are available with consecutive, specific, and random keying options.

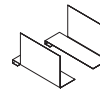


Field-installed lock cylinders (LOCK9201FR or LOCK9250FR) must be specified separately. When cylinders are ordered, the factory will omit lock cylinders from all doors.

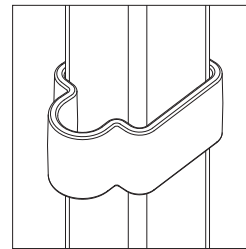
▶ Lock and Keying, page 146



Optional locks on doors are located centered on the door panel and directly above the door pull.



Book ends fit on the front side of a shelf and come in quantities of two.



Cable management clips are plastic and come in packages of six. Cable management clips fit on the frame to help manage cords and wires. Cable management clips can manage a maximum of 0.38" dia. cord or wire.



Toolbox comes in a package of four. Toolboxes are molded PET in a light grey finish.

Surface Materials

Tubes and bases for work island frame and work island frame extension

- Paint

Shelves

- High-Pressure Laminate

Continuous top

- High-Pressure Laminate

3 mm edge profile

- Plastic

Infills

- High-Pressure Laminate
- P631 Dark Heather Grey PET
- P636 Light Heather Grey PET

Doors

- High-Pressure Laminate

Lock

- 9201 Polished Chrome
- 9250 Ember Chrome

Bookends

- Paint

Cable management clip

- 6527 Merle

Toolbox

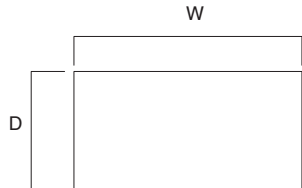
- P636 Light Heather Grey PET

Actual Dimensions

Flex Active Frames Work Island

Work Island Worksurface

	1 Deep	2 Deep
Depth	17.402"	33.150"
Width	80.394"	80.394"
Thickness	0.993"	0.993"



Additional Dimensions

	Depth	Width	Height
Depth from front of shelf to inside of center infill	15.352"		
Depth from back of door to front of center infill	14.976"		

Worksurface

1 Deep	17.402"		
2 Deep	33.150"		
5 Wide		80.394"	
Height to top of worksurface (with glides fully compressed)			41.385"
Height to bottom of worksurface (with glides fully compressed)			40.391"
Opening height from top shelf to worksurface bottom			4.096"

Opening between tubes

1 Wide		14.461"	
2 Wide		30.209"	
3 Wide		45.957"	

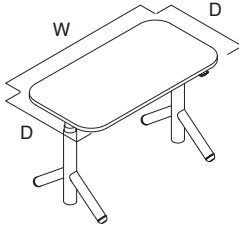
Outermost planning widths

1 Wide frame		17.042"	
2 Wide frame		32.783"	
1 Wide extension		16.392"	
2 Wide extension		32.140"	

On-center planning connections

1 Wide x 1 Deep		15.748"	
2 Wide x 2 Deep		31.496"	

Rectangle Height-Adjustable Desks



Tip: Height-adjustable desks shipping to Illinois will receive 9' power cord.

Tip: Attachment hardware is intended for worksurfaces 1" thick only.

Tip: The 9" overhang is available on 58"W or larger desks.

Tip: Desks 70"W or larger allow for single or dual overhang.

Tip: When specifying a desk overhang, see understanding for additional cable tray specifying details.

Tip: Cost for OLL Price Group 1 is in addition to cost of laminate.

Tip: Veneer Group 02, Veneer Group 03, and Veneer Full Fill upcharge is in addition to the Veneer Group 01 cost.

Tip: Composite Veneer Group 02 upcharge is in addition to the Composite Veneer Group 01 cost.

Tip: On 23"/24"D and less than 58"W desks, only single and dual flat panel monitor arm applications are permitted for use. See Steelcase Worktools Specification Guide.

Tip: For desks 29"/30"Dx 58"W and greater additional monitor arm configurations are allowed. See Steelcase Worktools Specification Guide.

Tip: Standard plug is a NEMA 5-15 3-prong plug.

Standard Includes

- Worksurface:
 - High-Pressure Laminate price group 01 with 3 mm plastic edge
 - Wood group 01 veneer with matching 3 mm square edge, if selected
- Electric height-adjustable sit-to-stand base: paint price group 01
- Active touch controller
- Foot: paint price group 01
- Roller: plastic
- Modular widths: 46", 58", or 70"
- Attachment hardware
- No overhang on worksurface
- Power cord: 10' with standard plug

Options

Size Option	Modular Parametric	No cost No cost
Overhang	No Overhang Overhang - Left Overhang - Left & Right Overhang - Right	No cost No cost No cost No cost
Top Surface Finish	Laminate HPL Price Group 01 Veneer Custom Stain Laminate HPL Price Group 02 Laminate HPL Price Group 03 Composite Veneer Price Group 01 Composite Veneer Price Group 02 Veneer Price Group 01 Veneer Full Fill Veneer Price Group 03 OLL Price Group 1	No cost No cost 46"W-54"W: +\$25 54 1/16"W-72"W: +\$33 46"W-54"W: +\$49 54 1/16"W-72"W: +\$65 See below +\$102 See below +\$102 +\$359 +\$102
Base Finish	Paint Price Group 01 Paint Price Group 02	No cost +\$22
Foot Finish	Paint Price Group 01 Paint Price Group 02 Paint Price Group 03	No cost +\$22 +\$41
Power Configuration	No under Worksurface Power Under Worksurf Clamp with USB A+C 20W Under Worksurf Clamp with USB-C Under Worksurface Only	No cost 46"W-57 15/16"W: +\$801 58"W-72"W: +\$834 46"W-57 15/16"W: +\$1,122 58"W-72"W: +\$1,153 46"W-57 15/16"W: +\$476 58"W-72"W: +\$508
Power Cord	10' Standard Cord 10' Braided Cord 20' Standard Cord 20' Braided Cord 8' Curly Cord	No cost +\$74 +\$74 +\$220 +\$319
Power Plug Type	Standard NEMA 5-15 3-Prong Thread Low Profile Plug	No cost +\$40
PVC	With PVC Non PVC	No cost +\$34

▶ **Product Information continued on next page**

Rectangle Height-Adjustable Desks

► **Product Information continued from previous page**

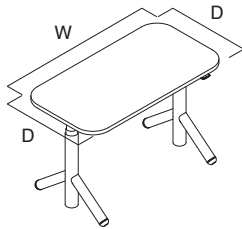
Options		
Cable Tray	No Cable Tray With Cable Tray	No cost See below
Controller	Active Touch Controller Simple Touch Controller	No cost -\$74
Antimicrobial	Non-Antimicrobial With Antimicrobial	No cost No cost
Brake	No Brake With Brake	No cost +\$69

Tip: The standard active touch controller is Bluetooth enabled to allow pairing with the Steelcase Rise app.

Tip: Antimicrobial can be specified only when specifying simple touch controller.

Specification Information

Style Number	Dimensions Depth	Size Option	Base Prices				Cable Tray (Add \$ to Base Price)
			Width				
		Modular	46"W	N.A.	58"W	N.A.	70"W
		Parametric	46"W- 48"W	48 ¹ / ₁₆ "W- 54"W	54 ¹ / ₁₆ "W- 60"W	60 ¹ / ₁₆ "W- 66"W	66 ¹ / ₁₆ "W- 72"W



Rectangle Height-Adjustable Desks

Laminate HPL Price Group 01 – Basic Height

FLXSRQ	23" or 24"	\$2400	\$2474	\$2548	\$2629	\$2709	+\$183
	29" or 30"	\$2691	\$2777	\$2859	\$2946	\$3037	+\$205

Composite Veneer Price Group 01 – Basic Height

FLXSRQ	23" or 24"	\$3207	\$3294	\$3381	\$3477	\$3567	+\$183
	29" or 30"	\$3534	\$3632	\$3724	\$3829	\$3928	+\$205

Veneer Price Group 01 – Basic Height

FLXSRQ	23" or 24"	\$3207	\$3294	\$3381	\$3477	\$3567	+\$183
	29" or 30"	\$3534	\$3632	\$3724	\$3829	\$3928	+\$205

Laminate HPL Price Group 01 – Extended Height

FLXERQ	23" or 24"	\$2604	\$2683	\$2765	\$2852	\$2935	+\$183
	29" or 30"	\$2920	\$3010	\$3102	\$3196	\$3292	+\$205

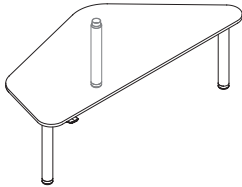
Composite Veneer Price Group 01 – Extended Height

FLXERQ	23" or 24"	\$3411	\$3503	\$3598	\$3700	\$3793	+\$183
	29" or 30"	\$3763	\$3865	\$3967	\$4079	\$4183	+\$205

Veneer Price Group 01 – Extended Height

FLXERQ	23" or 24"	\$3411	\$3503	\$3598	\$3700	\$3793	+\$183
	29" or 30"	\$3763	\$3865	\$3967	\$4079	\$4183	+\$205

120° Height-Adjustable Desks



Tip: Height-adjustable desks shipping to Illinois will receive 9' power cord.

Tip: Attachment hardware is intended for worksurfaces 1" thick only.

Tip: Cost for OLL Price Group 1 is in addition to cost of laminate.

Tip: Veneer Group 02, Veneer Group 03, and Veneer Full Fill upcharge is in addition to the Veneer Group 01 cost.

Tip: Composite Veneer Group 02 upcharge is in addition to the Composite Veneer Group 01 cost.

Tip: Standard plug is a NEMA 5-15 3-prong plug.

Tip: The standard active touch controller is Bluetooth enabled to allow pairing with the Steelcase Rise app.

Standard Includes

- Worksurface:
 - High-Pressure Laminate price group 01 with 3 mm plastic edge
 - Wood group 01 veneer with matching 3 mm square edge, if selected
- Electric height-adjustable sit-to-stand base: paint price group 01
- Active touch controller
- Power cord: 10' with standard plug
- Slide glide: plastic
- Attachment hardware

Options

Handedness	Left Hand	No cost
	Right Hand	No cost
Depth—Left	22 ¹ / ₁₆ "	No cost
	40 ⁷ / ₁₆ "	No cost
Depth—Right	22 ¹ / ₁₆ "	No cost
	40 ⁷ / ₁₆ "	No cost
Width Back	40 ¹³ / ₁₆ "	No cost
Width Front	71 ⁵ / ₁₆ "	No cost
Top Surface Finish	Laminate HPL Price Group 01	No cost
	Veneer Custom Stain	No cost
	Laminate HPL Price Group 02	+\$33
	Laminate HPL Price Group 03	+\$63
	Veneer Full Fill	+\$102
	Veneer Price Group 03	+\$359
	Composite Veneer Price Group 01	+\$744
	Composite Veneer Price Group 02	+\$102
Base Finish	Veneer Price Group 01	+\$744
	OLL Price Group 1	+\$102
	Paint Price Group 01	No cost
	Paint Price Group 02	+\$22
	Power Configuration	No under Worksurface Power
Under Worksurface Only		+\$508
Under Worksurface Clamp with USB A+C 20W		+\$834
Under Worksurface Clamp with USB-C		+\$1153
Power Cord	10' Standard Cord	No cost
	10' Braided Cord	+\$74
	20' Standard Cord	+\$74
	20' Braided Cord	+\$220
	8' Curly Cord	+\$319
Power Plug Type	Standard NEMA 5-15 3-Prong	No cost
	Thread Low Profile Plug	+\$40
PVC	With PVC	No cost
	Non PVC	+\$34
Controller	Active Touch Controller	No cost
	Simple Touch Controller	-\$74
Antimicrobial	Non-Antimicrobial	No cost
	With Antimicrobial	No cost
Magnetic Cable Clip	No Magnetic Cable Clip	No cost
	With Magnetic Cable Clips	+\$95

► Product Information continued on next page

120° Height-Adjustable Desks

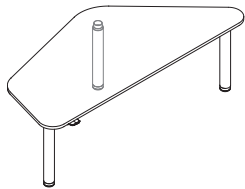
► **Product Information continued from previous page**

Options		
Cable Tray	No Cable Tray With Cable Tray	No cost +\$183
Modesty Panel	No Modesty Panel Modesty Panel	No cost +\$650
Modesty Panel Finish	Paint Price Group 01 Paint Price Group 02 Paint Price Group 03	No cost +\$20 +\$37

Tip: Antimicrobial can be specified only when specifying simple touch controller.

Tip: Magnetic cable clips come in a pack of two when ordered with the heightadjustable desk style number.

Specification Information



Style Number Base Prices

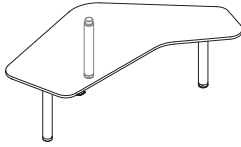
120° Straight Desk Height-Adjustable, Basic Height

FLXSWS3 \$3106

120° Straight Desk Height-Adjustable, Extended Height

FLXEWS3 \$3371

120° Height-Adjustable Desks



Tip: Height-adjustable desks shipping to Illinois will receive 9' power cord.

Tip: Attachment hardware is intended for worksurfaces 1" thick only.

Tip: Cost for OLL Price Group 1 is in addition to cost of laminate.

Tip: Veneer Group 02, Veneer Group 03, and Veneer Full Fill upcharge is in addition to the Veneer Group 01 cost.

Tip: Composite Veneer Group 02 upcharge is in addition to the Composite Veneer Group 01 cost.

Tip: Standard plug is a NEMA 5-15 3-prong plug.

Tip: The standard active touch controller is Bluetooth enabled to allow pairing with the Steelcase Rise app.

Tip: Antimicrobial can be specified only when specifying simple touch controller.

Standard Includes

- Worksurface:
 - High-Pressure Laminate price group 01 with 3 mm plastic edge
 - Wood group 01 veneer with matching 3 mm square edge, if selected
- Electric height-adjustable sit-to-stand base: paint price group 01
- Active touch controller
- Power cord: 10' with standard plug
- Slide glide: plastic
- Attachment hardware

Options

Handedness	Left Hand	No cost	
	Right Hand	No cost	
Depth—Left	14 ¹ / ₄ "	No cost	
	23 ¹ / ₄ "	No cost	
Depth—Right	14 ¹ / ₄ "	No cost	
	23 ¹ / ₄ "	No cost	
Width—Left	42"	No cost	
Width—Right	42"	No cost	
Top Surface Finish	Laminate HPL Price Group 01	No cost	
	Veneer Custom Stain	No cost	
	Laminate HPL Price Group 02	+\$33	
	Laminate HPL Price Group 03	+\$63	
	Veneer Full Fill	+\$102	
	Veneer Price Group 03	+\$359	
	Composite Veneer Price Group 01	+\$744	
	Composite Veneer Price Group 02	+\$102	
Base Finish	Veneer Price Group 01	+\$744	
	OLL Price Group 1	+\$102	
	Paint Price Group 01	No cost	
	Paint Price Group 02	+\$22	
	Power Configuration	No under Worksurface Power	No cost
		Under Worksurface Only	+\$508
Under Worksurface Clamp with USB A+C 20W		+\$834	
Under Worksurface Clamp with USB-C		+\$1153	
Power Cord	10' Standard Cord	No cost	
	10' Braided Cord	+\$74	
	20' Standard Cord	+\$74	
	20' Braided Cord	+\$220	
	8' Curly Cord	+\$319	
Power Cord Finish	Braided Cord	No cost	
Power Plug Type	Standard NEMA 5-15 3-Prong	No cost	
	Thread Low Profile Plug	+\$40	
PVC	With PVC	No cost	
	Non PVC	+\$34	
Controller	Active Touch Controller	No cost	
	Simple Touch Controller	-\$74	
Antimicrobial	Non-Antimicrobial	No cost	
	With Antimicrobial	No cost	

► **Product Information continued on next page**

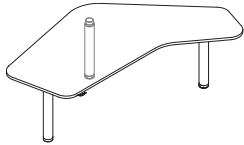
120° Height-Adjustable Desks

► **Product Information continued from previous page**

Tip: Magnetic cable clips come in a pack of two when ordered with the height-adjustable desk style number.

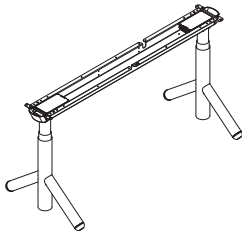
Options		
Magnetic Cable Clip	No Magnetic Cable Clip With Magnetic Cable Clips	No cost +\$95
Cable Tray	No Cable Tray With Cable Tray	No cost +\$183
Modesty Panel	No Modesty Panel Modesty Panel	No cost +\$650
Modesty Panel Finish	Paint Price Group 01 Paint Price Group 02 Paint Price Group 03	No cost +\$20 +\$37

Specification Information



Style Number	Base Prices
120° Corner Desk Height-Adjustable, Basic Height	
FLXSWC3	\$3137
120° Corner Desk Height-Adjustable, Extended Height	
FLXSWC3	\$3403

Rectangle Height-Adjustable Bases



Tip: Attachment hardware is intended for worksurfaces 1" thick only.

Tip: The 9" overhang is available on 58"W or larger desks.

Tip: Desks 70"W or larger allow for single or dual overhang.

Tip: When specifying a desk overhang, see understanding for additional cable tray specifying details.

Tip: Standard plug is a NEMA 5-15 3-prong plug.

Tip: On 23"/24"D and less than 58"W desks, only single and dual fl at panel monitor arm applications are permitted for use. See Steelcase Worktools Specification Guide.

Tip: For desks 29"/30"D x 58"W and greater additional monitor arm configurations are allowed. See Steelcase Worktools Specification Guide.

Tip: The standard active touch controller is Bluetooth enabled to allow pairing with the Steelcase Rise app.

Tip: Antimicrobial can be specified only when specifying simple touch controller.

Standard Includes

- Electric height-adjustable sit-to-stand base: paint price group 01
- Foot: paint price group 01
- Roller: plastic
- Active touch controller
- Modular widths: 46", 58", or 70"
- Attachment hardware
- No overhang on worksurface
- Power cord: 10' with standard plug

Options

Size Options	Modular Parametric	No cost No cost
Overhang	No Overhang Overhang—Left Overhang—Left & Right Overhang—Right	No cost No cost No cost No cost
Base Finish	Paint Price Group 01 Paint Price Group 02	No cost +\$22
Foot Finish	Paint Price Group 01 Paint Price Group 02 Paint Price Group 03	No cost +\$22 +\$41
Power Configuration	No under Worksurface Power Under Worksurface Clamp with USB A+C 20W Under Worksurface Clamp with USB-C Under Worksurface Only	No cost 46"W–57 ¹⁵ / ₁₆ "W: +\$801 58"W–72"W: +\$834 46"W–57 ¹⁵ / ₁₆ "W: +\$1122 58"W–72"W: +\$1153 46"W–57 ¹⁵ / ₁₆ "W: +\$476 58"W–72"W: +\$508
Power Cord	10' Standard Cord 10' Braided Cord 20' Standard Cord 20' Braided Cord 8' Curly Cord	No cost +\$74 +\$74 +\$220 +\$319
Power Plug Type	Standard NEMA 5-15 3-Prong Thread Low Profile Plug	No cost +\$40
PVC	With PVC Non PVC	No cost +\$34
Cable Tray	No Cable Tray With Cable Tray	No cost See below
Controller	Active Touch Controller Simple Touch Controller	No cost –\$74
Antimicrobial	Non-Antimicrobial With Antimicrobial	No cost No cost
Brake	No Brake With Brake	No cost +\$69

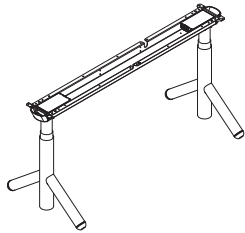
► Product Information continued on next page

Rectangle Height-Adjustable Bases

► Product Information continued from previous page

Specifiacion Information

Style Number	Dimensions		Base Prices				Cable Tray
	Depth	Width Size Option					(Add \$ to Base Price)
		Modular	46"W	N.A.	58"W	N.A.	70"W
		Parametric	46"W-	48 ¹ / ₁₆ "W-	54 ¹ / ₁₆ "W-	60 ¹ / ₁₆ "W-	66 ¹ / ₁₆ "W-
			48"W	54"W	60"W	66"W	72"W



Rectangle Height-Adjustable Bases

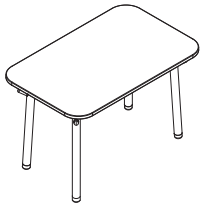
Basic Height

Style Number	Depth	46"W	54"W	60"W	66"W	72"W	Cable Tray
FLXSRQB	23" or 24"	\$2271	\$2344	\$2418	\$2500	\$2577	+\$183
	29" or 30"	\$2557	\$2641	\$2668	\$2715	\$2740	+\$205

Extended Height

Style Number	Depth	46"W	54"W	60"W	66"W	72"W	Cable Tray
FLXERQB	23" or 24"	\$2462	\$2542	\$2620	\$2710	\$2796	+\$183
	29" or 30"	\$2774	\$2862	\$2896	\$2943	\$2970	+\$205

Work Tables-Seated Height



Four glides

Standard Includes

- Top surface:
 - High-Pressure Laminate price group 01 with 3 mm plastic edge
 - Wood group 01 veneer with matching 3 mm square edge, if selected
- Frame: paint price group 01
- Pegs:
 - paint price group 01
 - paint price group 02
 - paint price group 03
 - Lux Coatings
- 1" adjustable glides:
 - 6053 Seagull
 - 6527 Merle
- Attachment hardware

Options

Tip: Cost for OLL Price Group 1 is in addition to cost of laminate.

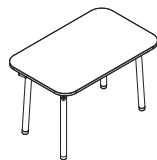
Tip: Veneer Group 02, Veneer Group 03, and Veneer Full Fill upcharge is in addition to the Veneer Group 01 cost.

Tip: Composite Veneer Group 02 upcharge is in addition to the Composite Veneer Group 01 cost.

Option	Option Description	Price
Top Surface Finish	Laminate HPL Price Group 01	No cost
	Veneer Custom Stain	No cost
	Laminate HPL Price Group 02	46"W: +\$25 58"W: +\$33 70"W: +\$33
	Laminate HPL Price Group 03	46"W: +\$48 58"W: +\$63 70"W: +\$63
	Composite Veneer Price Group 01	See below
	Composite Veneer Price Group 02	+ \$102
	Veneer Price Group 01	+ \$744
	Veneer Full Fill	+ \$102
	Veneer Price Group 03	+ \$359
	OLL Price Group 1	+ \$102
Frame Finish	Paint Price Group 01	No cost
	Paint Price Group 02	+ \$62
	Paint Price Group 03	+ \$105
Cable Catch	No Cable Catch	No cost
	With Cable Catch	46"W: +\$189 58"W: +\$210 70"W: +\$230
Mobility	Static—4 Glides	No cost
	Mobile—2 Glides and 2 Wheels	+ \$72

Specification Information

Style Number	Dimensions Depth	Base Prices		
		Width		
		46"W	58"W	70"W



Four glides

Rectangle Seated-Height Work Table

Laminate HPL Price Group 01

FLXWTL	23"	\$1283	\$1335	\$1432
	29"	\$1393	\$1466	\$1579

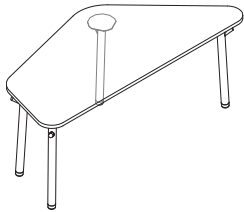
Composite Veneer Price Group 01

FLXWTL	23"	\$2112	\$2192	\$2315
	29"	\$2261 <td>\$2355 <td>\$2496</td> </td>	\$2355 <td>\$2496</td>	\$2496

Veneer Price Group 01

FLXWTL	23"	\$2112	\$2192	\$2315
	29"	\$2261 <td>\$2355 <td>\$2496</td> </td>	\$2355 <td>\$2496</td>	\$2496

Work Tables-Seated Height



Tip: Left hand shown in above image.

Standard Includes

- Top surface:
 - High-Pressure Laminate price group 01 with 3 mm plastic edge
 - Wood group 01 veneer with matching 3 mm square edge, if selected
- Frame: paint price group 01
- Pegs:
 - paint price group 01
 - paint price group 02
 - paint price group 03
 - Lux Coatings
- Attachment hardware

Options

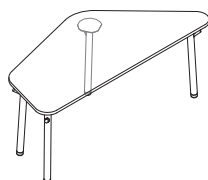
Handedness	Left Hand	No cost
	Right Hand	No cost
Depth—Left	22 ¹ / ₁₆ "	No cost
	40 ⁷ / ₁₆ "	No cost
Depth—Right	22 ¹ / ₁₆ "	No cost
	40 ⁷ / ₁₆ "	No cost
Width Back	40 ¹³ / ₁₆ "	No cost
Width Front	71 ⁵ / ₁₆ "	No cost
Top Surface Finish	Laminate HPL Price Group 01	No cost
	Veneer Custom Stain	No cost
	Composite Veneer Price Group 01	No cost
	Composite Veneer Price Group 02	+\$102
	Veneer Price Group 01	No cost
	Laminate HPL Price Group 02	+\$33
	Laminate HPL Price Group 03	+\$63
	Veneer Full Fill	+\$102
Frame Finish	Paint Price Group 01	No cost
	Paint Price Group 02	+\$62
	Paint Price Group 03	+\$105
Peg Finish	Paint Price Group 01	No cost
	Paint Price Group 02	No cost
	Paint Price Group 03	No cost
Glide Finish	Plastic—PG1	No cost
Modesty Panel	No Modesty Panel	No cost
	Modesty Panel	+\$650
Modesty Panel Finish	Paint Price Group 01	No cost
	Paint Price Group 02	+\$20
	Paint Price Group 03	+\$37

Tip: Cost for OLL Price Group 1 is in addition to cost of laminate.

Tip: Veneer Group 02, Veneer Group 03, and Veneer Full Fill upcharge is in addition to the Veneer Group 01 cost.

Tip: Composite Veneer Group 02 upcharge is in addition to the Composite Veneer Group 01 cost.

Specification Information

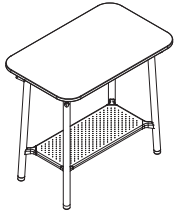


Style Number Base Price

120° Straight Seated-Height Work Table

FLXWTLWS \$1732

Rectangle Work Tables-Standing Height



Four glides

Standard Includes

- Top surface:
 - High-Pressure Laminate price group 01 with 3 mm plastic edge
 - Wood group 01 veneer with matching 3 mm square edge, if selected
- Frame: paint price group 01
- Footrest, if selected: paint price group 01
- Pegs:
 - paint price group 01
 - paint price group 02
 - paint price group 03
 - Lux Coatings
- Wheels or 1" adjustable glides:
 - 6053 Seagull
 - 6527 Merle
- Attachment hardware

Options

Tip: Cost for OLL Price Group 1 is in addition to cost of laminate.

Tip: Veneer Group 02, Veneer Group 03, and Veneer Full Fill upcharge is in addition to the Veneer Group 01 cost.

Tip: Composite Veneer Group 02 upcharge is in addition to the Composite Veneer Group 01 cost.

Top Surface Finish	Laminate HPL Price Group 01	No cost
	Veneer Custom Stain	No cost
	Laminate HPL Price Group 02	46"W: +\$25 58"W: +\$33 70"W: +\$33
	Laminate HPL Price Group 03	46"W: +\$48 58"W: +\$63 70"W: +\$63
	Composite Veneer Price Group 01	See below
	Composite Veneer Price Group 02	+\$102
Frame Finish	Veneer Price Group 01	See below
	Veneer Full Fill	+\$102
	Veneer Price Group 03	+\$359
	OLL Price Group 1	+\$102
Footrest Finish	Paint Price Group 01	No cost
	Paint Price Group 02	+\$62
	Paint Price Group 03	+\$105
Cable Catch	Paint Price Group 01	No cost
	Paint Price Group 02	+\$34
	Paint Price Group 03	+\$62
Mobility	No Cable Catch	No cost
	With Cable Catch	46"W: +\$189 58"W: +\$210 70"W: +\$230
Mobility	Static—4 Glides	No cost
	Mobile—2 Glides and 2 Wheels	+\$72

► **Product Information continued on next page**

Rectangle Work Tables-Standing Height

► Product Information continued from previous page

Specification Information



Four glides

Style Number	Dimensions Depth	Base Prices		
		Width		
		46"W	58"W	70"W

Rectangle Standing-Height Work Table

Laminate HPL Price Group 01

FLXWTH	Depth	46"W	58"W	70"W
	23"	\$1878	\$2034	\$2231
	29"	\$2030	\$2204	\$2421

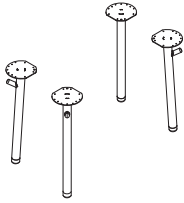
Composite Veneer Price Group 01

FLXWTH	Depth	46"W	58"W	70"W
	23"	\$2707	\$2891	\$3114
	29"	\$2898	\$3093	\$3338

Veneer Price Group 01

FLXWTH	Depth	46"W	58"W	70"W
	23"	\$2707	\$2891	\$3114
	29"	\$2898	\$3093	\$3338

Rectangle Work Table-Bases Only



Four glides

Standard Includes

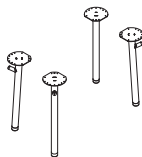
- Frame: paint price group 01
- Footrest, if selected: paint price group 01
- Pegs:
 - paint price group 01
 - paint price group 02
 - paint price group 03
 - Lux Coatings
- Wheels or 1" adjustable glides:
 - 6053 Seagull
 - 6527 Merle
- Attachment hardware

Options

Frame Finish	Paint Price Group 01	No cost
	Paint Price Group 02	+\$62
	Paint Price Group 03	+\$105
Footrest Finish	Paint Price Group 01	No cost
	Paint Price Group 02	+\$34
	Paint Price Group 03	+\$62
Cable Catch	No Cable Catch	No cost
	With Cable Catch	46"W: +\$189
		58"W: +\$210 70"W: +\$230
Mobility	Static—4 Glides	No cost
	Mobile—2 Glides and 2 Wheels	+\$72

Specification Information

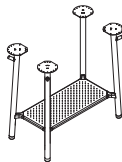
Style Number	Dimensions Depth	Base Prices		
		Width		
		46"W	58"W	70"W



Four glides

Rectangle Seated Height

FLXWTLB	Depth	46"W	58"W	70"W
	23"	\$1136	\$1187	\$1280
	29"	\$1238	\$1305	\$1413

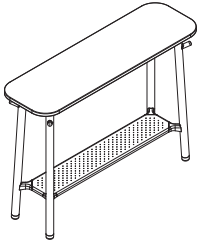


Four glides

Rectangle Standing Height

FLXWTHB	Depth	46"W	58"W	70"W
	23"	\$1732	\$1887	\$2076
	29"	\$1877	\$2045	\$2255

Slim Table



Standard Includes

- Top surface:
 - High-Pressure Laminate price group 01 with 3 mm plastic edge
 - Wood group 01 veneer with matching 3 mm square edge, if selected
- Frame: paint price group 01
- Footrest, if selected: paint price group 01
- Pegs:
 - paint price group 01
 - paint price group 02
 - paint price group 03
 - Lux Coatings
- Wheels or 1" adjustable glides:
 - 6053 Seagull
 - 6527 Merle
- Attachment hardware

Options

Top Surface Finish	Laminate HPL Price Group 01	No cost
	Veneer Custom Stain	No cost
	Composite Veneer Price Group 01	See below
	Composite Veneer Price Group 02	+\$102
	Veneer Price Group 01	See below
	Laminate HPL Price Group 02	+\$33
	Laminate HPL Price Group 03	+\$63
Frame Finish	Veneer Full Fill	+\$102
	Veneer Price Group 03	+\$359
	OLL Price Group 1	+\$102
	Paint Price Group 01	No cost
	Paint Price Group 02	+\$62
Footrest Finish	Paint Price Group 03	+\$105
	Paint Price Group 01	No cost
	Paint Price Group 02	+\$34
	Paint Price Group 03	+\$62

Tip: Cost for OLL Price Group 1 is in addition to cost of laminate.

Tip: Veneer Group 02, Veneer Group 03, and Veneer Full Fill upcharge is in addition to the Veneer Group 01 cost.

Tip: Composite Veneer Group 02 upcharge is in addition to the Composite Veneer Group 01 cost.

Specification Information

Dimensions Style Number Base Prices

Depth Width

Laminate HPL Price Group 01

18"	58"	FLXSLIM	\$1959
-----	-----	----------------	--------

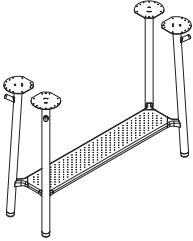
Composite Veneer Price Group 01

18"	58"	FLXSLIM	\$2788
-----	-----	----------------	--------

Veneer Price Group 01

18"	58"	FLXSLIM	\$2788
-----	-----	----------------	--------

Slim Table-Base Only, Standing Height



Standard Includes

- Frame: paint price group 01
- Footrest, if selected: paint price group 01
- Pegs:
 - paint price group 01
 - paint price group 02
 - paint price group 03
 - Lux Coatings
- 1" adjustable glide:
 - 6053 Seagull
 - 6527 Merle
- Attachment hardware

Options

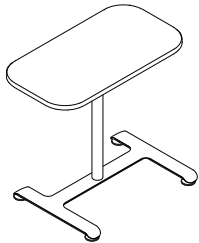
Frame Finish	Paint Price Group 01	No cost
	Paint Price Group 02	+\$62
	Paint Price Group 03	+\$105
Footrest Finish	Paint Price Group 01	No cost
	Paint Price Group 02	+\$34
	Paint Price Group 03	+\$62

Specifiacion Information

Dimensions		Style Number	Base Price
Depth	Width		

Standing Height			
18"	58"	FLXSLIMB	\$1834

Single Tables



Tip: Attaching monitor arms to single tables with casters or glides is not permitted due to tipping hazards.

Tip: Cost for OLL Price Group 1 is in addition to cost of laminate.

Tip: Veneer Group 02, Veneer Group 03, and Veneer Full Fill upcharge is in addition to the Veneer Group 01 cost.

Tip: Composite Veneer Group 02 upcharge is in addition to the Composite Veneer Group 01 cost.

Tip: Mobile caster option includes two locking and two non-locking soft casters.

Standard Includes

- Top surface:
 - High-Pressure Laminate price group 01 with 3 mm plastic edge
 - Wood group 01 veneer with matching 3 mm square edge, if selected
- Frame: paint price group 01
- Attachment hardware

Options

Top Surface Finish	Veneer Custom Stain	No cost
	Laminate HPL Price Group 01	See below
	Composite Veneer Price Group 01	See below
	Composite Veneer Price Group 02	+\$102
	Veneer Price Group 01	See below
	Laminate HPL Price Group 02	+\$17
	Laminate HPL Price Group 03	+\$33
	Veneer Full Fill	+\$102
	Veneer Price Group 03	+\$359
	OLL Price Group 1	+\$102
Frame Finish	Paint Price Group 01	No cost
	Paint Price Group 02	+\$62
	Paint Price Group 03	+\$105
Mobility	Static—4 Glides	No cost
	Mobile—2 Glides and 2 Wheels	+\$72

Specification Information

Style Number	Dimensions		Base Prices
	Depth	Width	
Rectangle Single Table—Seated Height			
Laminate HPL Price Group 01			
FLXSRTL	18"	33"	\$957
Composite Veneer Price Group 01			
FLXSRTL	18"	33"	\$1758
Veneer Price Group 01			
FLXSRTL	18"	33"	\$1758
Chevron Single Table—Seated Height			
Laminate HPL Price Group 01			
FLXSCTL	20"	33 ³ / ₅ "	\$1075
Composite Veneer Price Group 01			
FLXSCTL	20"	33 ³ / ₅ "	\$1876
Veneer Price Group 01			
FLXSCTL	20"	33 ³ / ₅ "	\$1876



Single Tables



Tip: Attaching monitor arms to single tables with casters or glides is not permitted due to tipping hazards.

Tip: Cost for OLL Price Group 1 is in addition to cost of laminate.

Tip: Veneer Group 02, Veneer Group 03, and Veneer Full Fill upcharge is in addition to the Veneer Group 01 cost.

Tip: Composite Veneer Group 02 upcharge is in addition to the Composite Veneer Group 01 cost.

Tip: Mobile caster option includes two locking and two non-locking soft casters.

Standard Includes

- Top surface:
 - High-Pressure Laminate price group 01 with 3 mm plastic edge
 - Wood group 01 veneer with matching 3 mm square edge, if selected
- Frame: paint price group 01
- Attachment hardware

Options

Top Surface Finish	Veneer Custom Stain	No cost
	Laminate HPL Price Group 01	See below
	Composite Veneer Price Group 01	See below
	Composite Veneer Price Group 02	+\$102
	Veneer Price Group 01	See below
	Laminate HPL Price Group 02	+\$17
	Laminate HPL Price Group 03	+\$33
	Veneer Full Fill	+\$102
	Veneer Price Group 03	+\$359
	OLL Price Group 1	+\$102
Frame Finish	Paint Price Group 01	No cost
	Paint Price Group 02	+\$62
	Paint Price Group 03	+\$105
Mobility	Static—4 Glides	No cost
	Mobile—2 Glides and 2 Wheels	+\$72

Specification Information

Style Number	Dimensions		Base Prices
	Depth	Width	

Rectangle Single Table—Standing Height

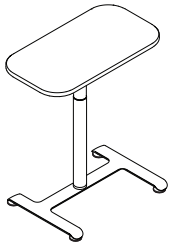
Laminate HPL Price Group 01			
FLXSRTH	18"	33"	\$1204
Composite Veneer Price Group 01			
FLXSRTH	18"	33"	\$2005
Veneer Price Group 01			
FLXSRTH	18"	33"	\$2005

Chevron Single Table—Standing Height

Laminate HPL Price Group 01			
FLXSCTH	20"	33 ³ / ₈ "	\$1321
Composite Veneer Price Group 01			
FLXSCTH	20"	33 ³ / ₈ "	\$2122
Veneer Price Group 01			
FLXSCTH	20"	33 ³ / ₈ "	\$2122



Single Tables



Standard Includes

- Top surface:
 - High-Pressure Laminate price group 01 with 3 mm plastic edge
 - Wood group 01 veneer with matching 3 mm square edge, if selected
- Frame: paint price group 01
- Pneumatic adjustable column:
 - 7360 Merle
 - 73ZW Pearl Snow
- Attachment hardware

Options

Top Surface Finish	Veneer Custom Stain	No cost
	Laminate HPL Price Group 01	See below
	Composite Veneer Price Group 01	See below
	Composite Veneer Price Group 02	+\$102
	Veneer Price Group 01	See below
	Laminate HPL Price Group 02	+\$17
	Laminate HPL Price Group 03	+\$33
Base Finish	Veneer Full Fill	+\$102
	Veneer Price Group 03	+\$359
	OLL Price Group 1	+\$102
	Paint Price Group 01	No cost
	Paint Price Group 02	+\$62
Mobility	Paint Price Group 03	+\$105
	Static—4 Glides	No cost
	Mobile—4 Casters - 2 Locking and 2 Non-Locking	+\$72

Tip: Composite Veneer Group 02 upcharge is in addition to the Composite Veneer Group 01 cost.

Tip: For a fully monochromatic merle column and base, order pneumatic column in 7360 Merle and the base in finish 7360 Merle.

Tip: For a fully monochromatic pearl snow column and base, order pneumatic column in 73ZW Pearl Snow and the base finish in 4844 Glacier.

Specification Information



Style Number	Dimensions		Base Prices
	Depth	Width	

Rectangle Single Table—Pneumatic Height

Laminate HPL Price Group 01

FLXS RTP	18"	33"	\$1566
-----------------	-----	-----	--------

Composite Veneer Price Group 01

FLXS RTP	18"	33"	\$2367
-----------------	-----	-----	--------

Veneer Price Group 01

FLXS RTP	18"	33"	\$2367
-----------------	-----	-----	--------

Chevron Single Table—Pneumatic Height

Laminate HPL Price Group 01

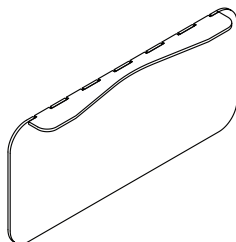
FLXS CTP	20"	33 ³ / ₅ "	\$1648
-----------------	-----	----------------------------------	--------

Composite Veneer Price Group 01

FLXS CTP	20"	33 ³ / ₅ "	\$2449
-----------------	-----	----------------------------------	--------

Veneer Price Group 01

FLXS CTP	20"	33 ³ / ₅ "	\$2449
-----------------	-----	----------------------------------	--------



Standard Includes

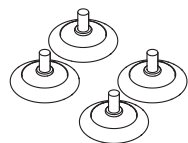
- Modesty panel: P630 Medium Heather Grey or P631 Dark Heather Grey soft PET felt
- Attachment hardware

Specification Information

Style Number	Dimensions		Price
	Depth	Width	

Modesty Panel for use with Single Tables

FLXSTMP	11"	24"	\$206
----------------	-----	-----	-------



Standard Includes

- Glides, quantity of four: black plastic

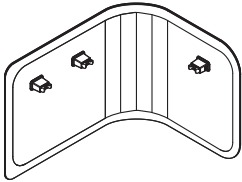
Specification Information

Style Number	Price
--------------	-------

Glides

MGSGLD	\$32
---------------	------

Curved Screens



Tip: Handedness is only needed to specify when ordering single curved screen.

Tip: Fabric is applied in a warp horizontal direction. Due to the size of the screens, fabric is unable to be applied in a warp vertical direction.

Tip: When choosing contrasting fabrics, outside and inside screen fabric must stay within same fabric family.

Standard Includes

- Curved desk screen: fabric price group A or 01
- Magnet attachment housing: 6527 Merle
- Attachment hardware

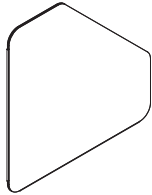
Options

Inside Screen Finish	Fabric Price Group 01	No cost
	Fabric Price Group A	No cost
	Fabric Customer's Own Material	+\$9
	Fabric Price Group 02	+\$25
	Fabric Price Group 03	+\$65
	Fabric Price Group 04	+\$83
	Fabric Price Group 05	+\$102
	Fabric Price Group 06	+\$118
	Fabric Price Group 07	+\$136
	Fabric Price Group 08	+\$154
	Fabric Price Group 09	+\$172
	Fabric Price Group 10	+\$189
Outside Screen Finish	Fabric Price Group 01	No cost
	Fabric Price Group A	No cost
	Fabric Customer's Own Material	+\$9
	Fabric Price Group 02	+\$25
	Fabric Price Group 03	+\$65
	Fabric Price Group 04	+\$83
	Fabric Price Group 05	+\$102
	Fabric Price Group 06	+\$118
	Fabric Price Group 07	+\$136
	Fabric Price Group 08	+\$154
	Fabric Price Group 09	+\$172
	Fabric Price Group 10	+\$189
Handedness	LH Privacy/RH Modesty	No cost
	RH Privacy/LH Modesty	No cost

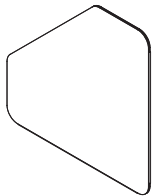
Specification Information

Dimensions		Style Number	Base Prices		
Depth	Height		Desk Width		
			46"W	58"W	70"W
Single					
1/2"	18"	FLXCS	\$678	\$782	\$886
Pair					
1/2"	18"	FLXCSP	\$1356	\$1564	\$1772

Freestanding Screens



Fabric Surface 1



Fabric Surface 2

Tip: When choosing contrasting fabrics, the angled screen becomes right-handed on the side of surface 1 and left-handed on the side of surface 2.

Tip: When choosing contrasting fabrics, surface 1 and surface 2 must stay within the same fabric family.

Tip: Fabric is applied in a warp horizontal direction. Due to the size of the screens, fabric is unable to be applied in a warp vertical direction.

Tip: The angled screen attaches magnetically only on its long side.

Tip: 60"H and 71"H is only available on the rectangle freestanding screen.

Tip: Rectangle screens are also available parametrically in width to the 1/16" between 24" and 42". Parametric specification defines actual screen width.

Tip: Screens ordered parametrically may not align exactly with modular screens. It is highly recommended to use CET SmartTools to confirm all dimensions before ordering.

Standard Includes

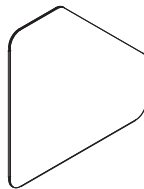
- Freestanding screen: fabric price group A or 01
- Magnetic edge: 6527 Merle

Options

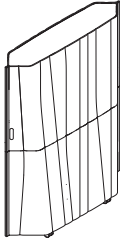
Option	Price	Cost
Surf1 Finish	Fabric Price Group 01	No cost
	Fabric Price Group A	No cost
	Fabric Customer's Own Material	+\$9
	Fabric Price Group 02	+\$25
	Fabric Price Group 03	+\$65
	Fabric Price Group 04	+\$83
	Fabric Price Group 05	+\$102
	Fabric Price Group 06	+\$118
	Fabric Price Group 07	+\$136
	Fabric Price Group 08	+\$154
Surf2 Finish	Fabric Price Group 01	No cost
	Fabric Price Group A	No cost
	Fabric Customer's Own Material	+\$9
	Fabric Price Group 02	+\$25
	Fabric Price Group 03	+\$65
	Fabric Price Group 04	+\$83
	Fabric Price Group 05	+\$102
	Fabric Price Group 06	+\$118
	Fabric Price Group 07	+\$136
	Fabric Price Group 08	+\$154
Size Option	Modular	No cost
	Parametric	No cost

Specification Information

Style Number	Dimensions		Base Prices		
	Modular Width	Parametric Width	Height		
			47"	60"	71"
Rectangle					
FLXFSRQ	24"	24"	\$943	\$995	\$1116
	30"	24 ¹ / ₁₆ "–30"	\$977	\$1029	\$1150
	36"	30 ¹ / ₁₆ "–36"	\$1015	\$1067	\$1188
	42"	36 ¹ / ₁₆ "–42"	\$1053	\$1105	\$1226
Angled					
FLXFSAG	47 ¹ / ₂ "	N.A.	\$1098	N.A.	N.A.



Acoustic Boundary



Standard Includes

- Acoustic boundary:
 - P631 Dark Heather Grey
 - P636 Light Heather Grey
- Four casters: black plastic
- Board clips:
 - 6053 Seagull
 - 6527 Merle
- Counterweights
- Attachment hardware

Options

Height	Short Tall	See below See below
Clip Position	No clips Clips—Single Side Clips—Dual Side	No cost +\$34 +\$68

Specification Information

Dimensions		Style Number	Base Prices	
Depth	Width		Height	
			Short	Tall
			(79"H)	(116 ⁷ / ₈ "H)

Acoustic Boundary				
22 ³ / ₄ "	58 ³ / ₈ "	FLXBDRY	\$4891	\$6672

Tip: Board cart package includes a board cart, eight 71"H markerboards, and an accessory cup.

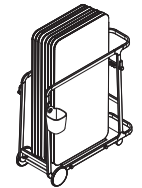
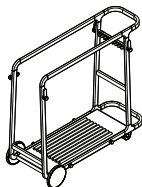
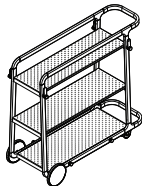
Standard Includes

- Frame: paint price group 01
- One perforated shelf, if board cart or board cart package is selected: paint price group 01
- Three perforated shelves, if team cart is selected: paint price group 01
- Wheels and casters:
 - 6053 Seagull
 - 6527 Merle
- Board clips:
 - 6053 Seagull
 - 6527 Merle
- Board organizer: 6527 Merle
- Board cart package, if selected: board cart, eight 71"H markerboards, and accessory cup:
 - P635 Heather Navy or P636 Light Heather Grey molded PET felt

Options

Frame Finish	Paint Price Group 01	No cost
	Paint Price Group 02	+\$48
	Paint Price Group 03	+\$97
Shelf Finish	Paint Price Group 01	No cost
	Paint Price Group 02	Board cart: +\$27 Team cart: +\$48
	Paint Price Group 03	Board cart: +\$55 Team cart: +\$97

Specification Information



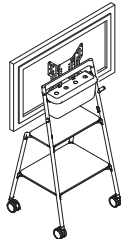
Dimensions			Style Number	Base Prices
Depth	Width	Height		

Team Cart				
20"	46"	41 ³ / ₈ "	FLXCTTM	\$3072

Board Cart				
20"	46"	41 ³ / ₈ "	FLXCTBD	\$2654

Board Cart Package				
20"	46"	41 ³ / ₈ "	FLXCTBDPKG	\$8973

Media Cart



Tip: Many monitors larger than 43"W require a 400x400 mounting pattern. Specify with VESA plate adapter if monitor requires larger mounting pattern.

Tip: Technology not included.

Standard Includes

- Mobile stand
- Two rear non-locking casters
- Two front locking casters
- Shelf: High-Pressure Laminate price group 01 with 3 mm plastic edge
- 200x200 VESA monitor mounting plate
- Frame: paint price group 01
- Attachment hardware

Options

Frame Finish	Paint Price Group 01	No cost
	Paint Price Group 02	+\$48
	Paint Price Group 03	+\$97
Shelf Finish	Laminate HPL Price Group 01	No cost
	Laminate HPL Price Group 02	+\$33
	Laminate HPL Price Group 03	+\$63
	OLL Price Group 1	+\$102
Edge Finish	Plastic—PG1	No cost
Power Configuration	No Power	No cost
	Power in Basket	+\$489
	Power in Basket + Clamp USB A+C 20W	+\$824
	Power in Basket + Clamp USB-C	+\$1153
Power Cord	10' Standard Cord	No cost
	10' Braided Cord	+\$74
	20' Standard Cord	+\$74
	20' Braided Cord	+\$220
Power Cord Finish	Braided Cord	No cost
Cord Color	Black No	cost
	White	No cost
Power Finish	Plastic—PG1	No cost
Power Plug Type	Standard NEMA 5-15 3-Prong	No cost
	Thread Low Profile Plug	+\$40
PVC	With PVC	No cost
	Non PVC	+\$34
Vesa Plate Adapter	No VESA Plate Adapter	No cost
	With VESA Plate Adapter	+\$104
Media Basket	No Media Basket	No cost
	With Media Basket	+\$320
Core Option	Standard Core	No cost

Specifiaction Information

Dimensions			Style Number	Base Price
Depth	Width	Height		
Media Cart				
32"	32"	66"	FLXCTMD	\$2826

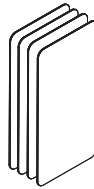
Markerboard Solutions

Tip: Four markerboards come in the markerboard package.

Standard Includes

- Markerboard, double sided
- Markerboard package, if selected: four double-sided markerboards

Specification Information



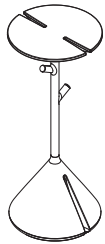
Style Number	Dimensions Width	Prices	
		Diameter	Height
		47"	71"

Markerboard

FLXMB	36"	\$886	\$942
--------------	-----	-------	-------

Markerboard Package

FLXMB4	36"	\$2897	\$3107
---------------	-----	--------	--------



Standard Includes

- Stand worksurface: plywood
- Stand base:
 - 6053 Seagull
 - 6527 Merle

Specification Information

Dimensions	Style Number	Price
Diameter Height		

Stand

16" 38"	FLXSTAND	\$782
---------	-----------------	-------

Tip: Plywood is a natural material and variations will occur in color, grain, and texture.

Markerboard Solutions

Tip: Wall rails can be joined together with included pins for sizes longer than 96"W.

Tip: The wall rail package contains one upper and one lower wall rail and four 71"H markerboards.

Standard Includes

- Wall-mounted rails, upper, and lower rail: paint price group 01
- End caps: plastic default to match paint color
- Parametric widths: 48"-96" with 1/16" increments
- Wall rail package, if selected: upper and lower wall rail and four 71"H markerboards
- Pins for connecting two wall rails together

Options

Wall Rail	Paint Price Group 01	No cost
	Paint Price Group 02	+\$83

Specification Information

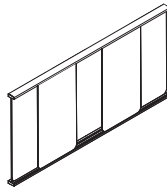

Style Number	Dimensions	Base Prices
Width		

Wall Rails

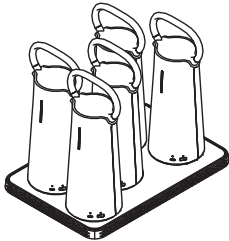
FLXWR	48"-96"	\$1013
--------------	---------	--------

Wall Rail Package

FLXWRPKG	48"-96"	\$4120
-----------------	---------	--------



Mobile Power



Tip: Mobile power and tray ship separately via FedEx ground due to lithium ion battery regulations.

Tip: Flex mobile power can only charge laptops that receive power via a USB-C port. Use of adapters or converters from USB-C to legacy barrel jack connectors may void laptop warranty.

Tip: With bumper option includes a 8¹/₅" cord. No bumper option includes a 6²/₅" cord.

Standard Includes

- Five mobile power units
- One mobile power charging tray
- One power supply with standard NEMA plug
- Battery and tray: 6000 Black or 6009 Arctic White

Options

Bumper	No Bumper	No cost
	With Bumper	No cost

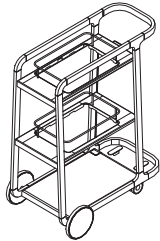
Specification Information

Style Number	Price
--------------	-------

Mobile Power

FLXMBATPKG	\$6326
-------------------	--------

Mobile Power Charging Cart



Tip: Cart is standard with shelves and cable routing for two mobile power kits.

Standard Includes

- Frame: paint price group 01
- One perforated bottom shelf: paint matches frame
- Two shelves for mobile power charging tray integration: 7204 Black or 7241 Arctic White
- Castors:
 - 6053 Seagull
 - 6527 Merle
- Power routing clips and cable management tray for underside of cart
- Power tap for plugging in mobile power charging tray power supplies
- 9' cord


Options

Frame Finish	Paint Price Group 01	No cost
	Paint Price Group 02	+\$48
	Paint Price Group 03	+\$97
Power Plug Type	Standard NEMA 5-15 3-Prong	No cost
	Thread Low Profile Plug	+\$40

Specification Information

Dimensions			Style Number	Base Price
Depth	Width	Height		
Mobile Power Charging Cart				
13"	32"	41 ³ / ₈ "	FLXBCTBAT	\$3356

Perch Stool



Standard Includes

- 28¹/₈"H perching stool
- Molded plastic frame and seat
- Soft plastic glides

Options

Frame Finish	Plastic—PG1	No cost
	Plastic—PG2	No cost

Specifiacion Information

Style Number Prices

Perch Stool, Quantity 1

FLXPR1 \$450

Perch Stool, Quantity 4

FLXPR4 \$1478

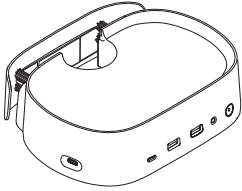
Tip: Perch stools can be nested in rows for easy storage. There is no limit to the number of stools that can be nested together.

Tip: Perch stool is a single molded component. Plastic frame color option applies to both frame and seat.

Tip: Perch stool comes standard with soft plastic glides. No additional glide options are available.

Tip: Glides may scratch hardwood floors. To minimize damage, keep floors and glides clean of dirt and debris.

Docking Station



Tip: DisplayPort cables are not included with the docking station.

Standard Includes

- Docking station, paint:
 - 0835 Black
 - 7018 Pewter
 - ZW01 Pearl Snow
- Attachment collar and top cap
- Power supply
- Thunderbolt 4 cable

Options

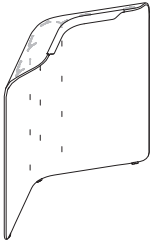
Application	CF Series C-Clamp	No cost
	CF Series Intro Dual C-Clamp	No cost

Specifiacion Information

Dimensions			Style Number	Price
Depth	Width	Height		
Docking Station				
6"	8"	2"	FLEXDOCK	\$774

Personal Spaces

Freestanding Privacy Wraps



Tip: To coordinate the wrap knit finish and light finish see Wrap Knit and Light Finish Matrix for Personal Spaces.

Tip: 120° freestanding privacy wrap is optimized for use with the 120° straight and 120° corner height-adjustable tables.

Tip: 120° freestanding privacy wrap can be used in the open plan to add shielding in a respite area.

Standard Includes

- Wrap: knit price group 01:
 - 5KJ1 Merle
 - 5KJ2 Cloud
 - 5KJ3 Fog
 - 5KJ4 Sand
- Light, if selected: plastic price group 01:
 - 6052 Milk
 - 6053 Seagull
 - 6527 Merle

Options

Height	74½"	No cost
Width—Left	40 ⁹ / ₁₀ "	No cost
Width—Right	40 ⁹ / ₁₀ "	No cost
Light	No Light With Light	No cost +\$828 10 Pack: +\$8,284

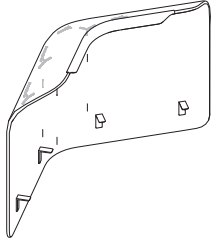
Specification Information

Style Number	Base Prices
120° Freestanding Privacy Wrap	
FLXFWW	\$2580

120° Freestanding Privacy Wrap, Quantity 10	
FLXFWW10	\$24290

Personal Spaces

Desk Mount Privacy Wraps



Tip: To coordinate the wrap knit finish and light finish see Wrap Knit and Light Finish Matrix for Personal Spaces.

Tip: 120° desk mounted privacy wrap is optimized for use with the 120° straight and 120° corner height-adjustable tables.

Standard Includes

- Wrap: knit price group 01:
 - 5KJ1 Merle
 - 5KJ2 Cloud
 - 5KJ3 Fog
 - 5KJ4 Sand
- Light, if selected: plastic price group 01:
 - 6052 Milk
 - 6053 Seagull
 - 6527 Merle

Options

Height	45¼"	No cost
Width—Left	40 ⁹ / ₁₀ "	No cost
Width—Right	40 ⁹ / ₁₀ "	No cost
Light	No Light With Light	No cost +\$828 10 Pack: +\$8,284

Specification Information

Style Number Base Prices

120° Desk Mount Privacy Wrap

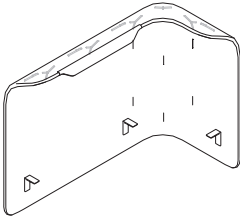
FLXDWW \$2294

120° Desk Mount Privacy Wrap, Quantity 10

FLXDWW10 \$21,486

Personal Spaces

Desk Mount Privacy Wraps



Tip: To coordinate the wrap knit finish and light finish see Wrap Knit and Light Finish Matrix for Personal Spaces.

Standard Includes

- Wrap: knit price group 01:
 - 5KJ1 Merle
 - 5KJ2 Cloud
 - 5KJ3 Fog
 - 5KJ4 Sand
- Light, if selected: plastic price group 01:
 - 6052 Milk
 - 6053 Seagull
 - 6527 Merle

Options

Handedness	Left Hand	No cost
	Right Hand	No cost
Height	45 ¹ / ₄ "	No cost
Width—Left	40 ⁹ / ₁₀ "	No cost
Width—Right	40 ⁹ / ₁₀ "	No cost
Light	No Light	No cost
	With Light	+\$828 10 Pack: +\$8,284

Specification Information

Style Number Base Prices

90° Desk Mount Privacy Wrap

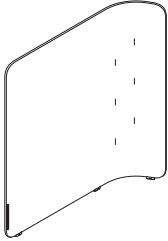
FLXDWR \$2294

90° Desk Mount Privacy Wrap, Quantity 10

FLXDWR10 \$21,486

Personal Spaces

Back Privacy Wraps



Tip: Back wrap connects into the Answer end-of-run or V-junctions.

Standard Includes

- Wrap: knit price group 01:
 - 5KJ1 Merle
 - 5KJ2 Cloud
 - 5KJ3 Fog
 - 5KJ4 Sand
- Bracket paint price group 01

Options

Handedness	Left Hand	No cost
	Right Hand	No cost
Height	60"	No cost
Width—Left	40 ⁹ / ₁₀ "	No cost
Width—Right	12 ⁴ / ₅ "	No cost
Bracket Finish	Paint Price Group 01	No cost
	Paint Price Group 02	No cost
	Paint Price Group 03	No cost

Specification Information

Style Number Prices

120° Back Privacy Wrap

FLXBW \$1619

120° Back Privacy Wrap, Quantity 10

FLXBW10 \$14,814

Accessories



Tip: Power hangers shipping to Illinois will receive 9' power cord.

Tip: Each USB port can utilize up to 2.1 amps. Each port is independent of the other.

Tip: Braided cord color is defaulted to cover finish but can be changed if desired.

Tip: Standard plug is a NEMA 5-15 3-prong plug.

Standard Includes

- Rubberized hanger back: 7360 Merle paint
- Cover:
 - 4AY2 Chili
 - 4AZ5 Marlin
 - 4BQ7 Fuchsia
 - 4CZ8 Light Peacock
 - 7243 Seagull
 - 7360 Merle
- Power cord: 10' with standard plug

Options

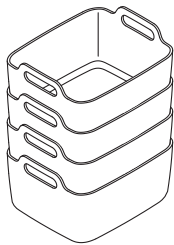
Power Configuration	4 Power 3 Power 1 USB	No cost +\$119
Power Cord 10'	Standard Cord 10' Braided Cord 20' Standard Cord 20' Braided Cord	No cost +\$74 +\$74 +\$220
Power Plug Type	Standard NEMA 5-15 3-Prong Thread Low Profile Plug	No cost +\$40
PVC	With PVC Non PVC	No cost +\$34

Specification Information

Style Number Base Price

Power Hanger

FLXPH \$538



Standard Includes

- Package of four baskets: P635 Heather Navy or P636 Light Heather Grey molded PET felt

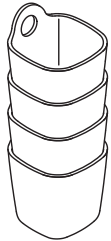
Specification Information

Style Number Price

Baskets

FLXBSK \$713

Accessories



Standard Includes

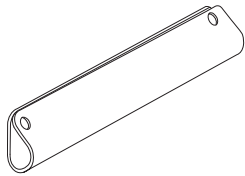
- Package of four cups: P635 Heather Navy or P636 Light Heather Grey molded PET felt

Specifiacion Information

Style Number Price

Cups

FLXCUP \$420



Tip: Not for use with 120° straight seated-height or slim work table.

Standard Includes

- Cable management for work tables: P630 Medium Heather Grey or P631 Dark Heather Grey soft PET felt

Specifiacion Information

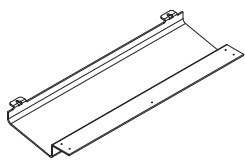
Style Number Prices

Tables Width

46"W 58"W 70"W

Cable Catch

FLXCC \$189 \$210 \$230



Tip: 46"W–57¹/₁₆"W desks use the 28"W cable tray. 58"W–72"W desks use the 48"W cable tray.

Tip: When specifying a desk overhang, see understanding for additional cable tray specifying details.

Standard Includes

- Cable tray: P631 Dark Heather Grey molded PET felt
- Attachment hardware
- 28"W cable tray, if 46"W–57¹/₁₆"W worksurface selected
- 40"W cable tray, if 58"W–72"W worksurface selected

Options

Depth	Worksurface	Prices
23"		No cost
24"		No cost
29"		No cost
30"		No cost

Specifiacion Information

Style Number Dimensions Prices

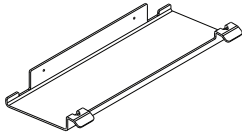
Worksurface Worksurface Width Depth

23"D/24"D 29"D/30"D

Cable Tray for Rectangle Height-Adjustable Desks

FLXCT 46"–72" \$183 \$205

Accessories



Tip: Flex 120° cable tray can be used with the Flex 120° straight and Flex 120° corner height-adjustable desks.

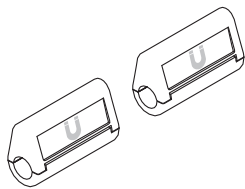
Standard Includes

- Cable tray: P631 Dark Heather Grey molded PET felt
- Attachment hardware

Specification Information

Style Number	Price
FLXWCT	\$183

Cable Tray for 120° Height-Adjustable Desks



Standard Includes

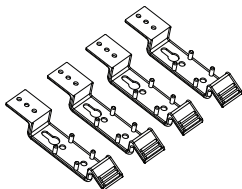
- Magnetic clips: 6053 Seagull

Specification Information

Style Number	Prices
FLXMCC2	\$97
FLXMCC10	\$385

Magnetic Cable Clips, Quantity 2

Magnetic Cable Clips, Quantity 10



Tip: Cable brackets can be used instead of cable trays or will fit inside footprint of 29"/30"D cable trays.

Standard Includes

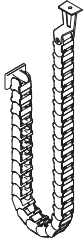
- Cable brackets, quantity of four: 6527 Merle

Specification Information

Style Number	Price
FLXCBK4	\$51

Cable Brackets

Accessories



Tip: Cable riser leg connection is not compatible with the Flex heightadjustable desk.

Standard Includes

- Cable riser with fence connection: 7360 Merle paint
- Attachment hardware

Options

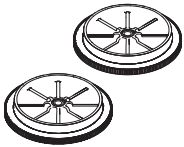
Connection Type	Fence Connection	Leg Connection
	No cost	+\$152

Specifiaction Information

Style Number Base Price

Cable Riser

OLCR \$104



Standard Includes

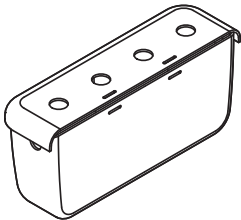
- Two brakes: 6527 Merle
- Attachment hardware

Specifiaction Information

Style Number Price

Brakes for Rectangle Height-Adjustable Desks

FLXBRK \$69



Standard Includes

- Basket for media cart: P631 Dark Heather Grey molded PET felt

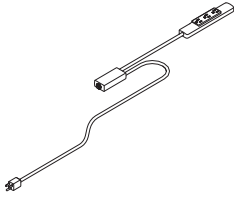
Specifiaction Information

Style Number Price

Media Cart Basket

FLXMDBSK \$320

Accessories



Standard Includes

- Power for media cart
- 10' power cord: black or white
- Standard NEMA 5-15 3 prong plug

Options

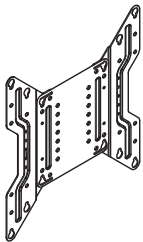
Power Cord	10' Standard Cord	No cost
	10' Braided Cord	+\$74
	20' Standard Cord	+\$74
	20' Braided Cord	+\$220
Power Cord Finish	Braided Cord	No cost
Cord Color	Black	No cost
	White	No cost
Power Finish	Plastic—PG1	No cost
Power Plug Type	Standard NEMA 5-15 3-Prong	No cost
	Thread Low Profile Plug	+\$40
PVC	With PVC	No cost
	Non PVC	+\$34

Specification Information

Style Number	Base Prices		
	Power in Basket	Power in Basket + Clamp USB A+C 20W	Power in Basket + Clamp USB-C

Media Cart Power

FLXMDP	\$489	\$824	\$1153
---------------	-------	-------	--------



Standard Includes

- Universal VESA adapter extenders convert 200x200 mount of fit 400x200, 400x300, 400x400, and 300x300 patterns

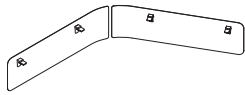
Specification Information

Style Number	Price
--------------	-------

Media Cart VESA Plate Adapter

FLXMDADPT	\$104
------------------	-------

Accessories



Tip: Modesty panel can be used with 120° straight and corner height-adjustable desks and 120° straight seated height work table.

Standard Includes

- Modesty panel: paint price group 01

Options

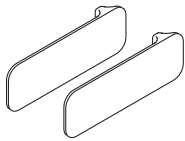
Modesty Panel Finish	Paint Price Group 01	No cost
	Paint Price Group 02	+\$20
	Paint Price Group 03	+\$37

Specifiacion Information

Style Number Base Price

120° Modesty Panel

FLXWMP \$662



Tip: Magnetic name tags work on the privacy wraps.

Standard Includes

- Name tags: 6009 Arctic White

Specifiacion Information

Style Number Prices

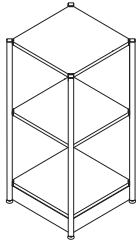
Magnetic Name Tags, Quantity 2

FLXMNT2 \$157

Magnetic Name Tags, Quantity 10

FLXMNT10 \$1016

Active Frames



Tip: Users will have to specify width and height in SmartTools.

Tip: Cost for OLL Price Group 1 is in addition to cost of laminate.

Tip: Shelf finish is dependent upon unit height and if shelf is selected for each unit.

Tip: Unit requires a top and base shelf. Additional shelf placement is available and dependent upon height.

Tip: Counterweight packages are required to ensure product stability in some configurations and are ordered with the frame style number. See SmartTools for further requirements.

Standard Includes

- Frame: paint price group 01
- Base: paint price group 01
- Adjusting leveling glides

Options

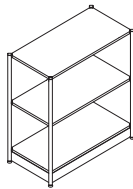
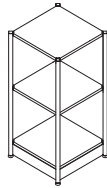
Width	1 Wide	See below
	2 Wide	See below
Unit Height	1 Unit	See below
	2 Units	See below
	3 Units	See below
	4 Units	See below
	5 Units	See below
Contrasting Shelf	Contrasting	No cost
	Non-Contrasting	No cost
Shelf Finish	Laminate HPL Price Group 01	No cost
	Laminate HPL Price Group 02	+\$17
	Laminate HPL Price Group 03	+\$34
	OLL Price Group 1	+\$102
Base Shelf Finish	Laminate HPL Price Group 01	No cost
	Laminate HPL Price Group 02	+\$17
	Laminate HPL Price Group 03	+\$34
	OLL Price Group 1	+\$102
Shelf 2	No Shelf	No cost
	With Shelf	1 wide: +\$135 2 wide: +\$169
Shelf 3	No Shelf	No cost
	With Shelf	1 wide: +\$135 2 wide: +\$169
Shelf 4	No Shelf	No cost
	With Shelf	1 wide: +\$135 2 wide: +\$169
Shelf 5	No Shelf	No cost
	With Shelf	1 wide: +\$135 2 wide: +\$169
Top Shelf Finish	Laminate HPL Price Group 01	No cost
	Laminate HPL Price Group 02	+\$17
	Laminate HPL Price Group 03	+\$34
	OLL Price Group 1	+\$102
Frame Finish	Paint Price Group 01	No cost
	Paint Price Group 02	+\$28
	Paint Price Group 03	+\$44
Base Finish	Paint Price Group 01	No cost
	Paint Price Group 02	+\$28
	Paint Price Group 03	+\$44
Counterweight	No Counterweight	No cost
	2 Counterweight	+\$238
	4 Counterweight	+\$476
	6 Counterweight	+\$714
	8 Counterweight	+\$952
	10 Counterweight	+\$1190

► **Product Information continued on next page**

Active Frames

► Product Information continued from previous page

Specifiacion Information



Style Number	Dimensions		Base Prices	
	Depth	Width	Height	

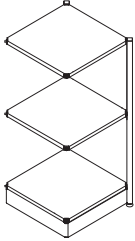
1 Wide Frame

FLXAFFRAME	Depth	Width	Height	Base Price
	15 ³ / ₄ "	15 ³ / ₄ "	1 Unit	\$646
	15 ³ / ₄ "	15 ³ / ₄ "	2 Unit	\$680
	15 ³ / ₄ "	15 ³ / ₄ "	3 Unit	\$850
	15 ³ / ₄ "	15 ³ / ₄ "	4 Unit	\$1089
	15 ³ / ₄ "	15 ³ / ₄ "	5 Unit	\$1360

2 Wide Frame

FLXAFFRAME	Depth	Width	Height	Base Price
	15 ³ / ₄ "	31 ¹ / ₂ "	1 Unit	\$839
	15 ³ / ₄ "	31 ¹ / ₂ "	2 Unit	\$883
	15 ³ / ₄ "	31 ¹ / ₂ "	3 Unit	\$1102
	15 ³ / ₄ "	31 ¹ / ₂ "	4 Unit	\$1415
	15 ³ / ₄ "	31 ¹ / ₂ "	5 Unit	\$1769

Active Frames



Tip: Users will have to specify width and height in SmartTools.

Tip: Tube height can be equal to or greater than unit height, but never smaller.

Tip: Cost for OLL Price Group 1 is in addition to cost of laminate.

Tip: Shelf finish is dependent upon unit height and if shelf is selected for each unit.

Tip: Unit requires a top and base shelf. Additional shelf placement is available and dependent upon height.

Standard Includes

- Frame: paint price group 01
- Base: paint price group 01
- Adjusting leveling glides

Options

Width	1 Wide	See below
	2 Wide	See below
Unit Height	1 Unit	See below
	2 Units	See below
	3 Units	See below
	4 Units	See below
	5 Units	See below
Tube Height 1	1 Height	No cost
	2 Heights	No cost
	3 Heights	No cost
	4 Heights	No cost
	5 Heights	No cost
Tube Height 2	1 Height	No cost
	2 Heights	No cost
	3 Heights	No cost
	4 Heights	No cost
	5 Heights	No cost
Contrasting Shelf	Contrasting Non-Contrasting	No cost No cost
Shelf Finish	Laminate HPL Price Group 01	No cost
	Laminate HPL Price Group 02	+\$17
	Laminate HPL Price Group 03	+\$34
	OLL Price Group 1	+\$102
Base Shelf Finish	Laminate HPL Price Group 01	No cost
	Laminate HPL Price Group 02	+\$17
	Laminate HPL Price Group 03	+\$34
	OLL Price Group 1	+\$102
Shelf 2	No Shelf	No cost
	With Shelf	1 wide: +\$135 2 wide: +\$169
Shelf 3	No Shelf	No cost
	With Shelf	1 wide: +\$135 2 wide: +\$169
Shelf 4	No Shelf	No cost
	With Shelf	1 wide: +\$135 2 wide: +\$169
Shelf 5	No Shelf	No cost
	With Shelf	1 wide: +\$135 2 wide: +\$169
Top Shelf Finish	Laminate HPL Price Group 01	No cost
	Laminate HPL Price Group 02	+\$17
	Laminate HPL Price Group 03	+\$34
	OLL Price Group 1	+\$102

► **Product Information continued on next page**

Active Frames

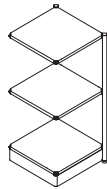
► **Product Information continued from previous page**

Options

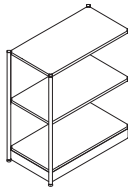
Frame Finish	Paint Price Group 01	No cost
	Paint Price Group 02	+\$16
	Paint Price Group 03	+\$22
Base Finish	Paint Price Group 01	No cost
	Paint Price Group 02	+\$16
	Paint Price Group 03	+\$22

Tip: Base finish defaults to match frame finish. Base finish can be changed by specifier

Specification Information



Style Number	Dimensions			Base Prices
	Depth	Width	Height	
1 Wide Frame				
FLXAFFRAMEEXT	15¾"	15¾"	1 Unit	\$386
	15¾"	15¾"	2 Unit	\$406
	15¾"	15¾"	3 Unit	\$508
	15¾"	15¾"	4 Unit	\$652
	15¾"	15¾"	5 Unit	\$816



2 Wide Frame				
FLXAFFRAMEEXT	15¾"	31½"	1 Unit	\$502
	15¾"	31½"	2 Unit	\$528
	15¾"	31½"	3 Unit	\$824
	15¾"	31½"	4 Unit	\$847
	15¾"	31½"	5 Unit	\$1060

Active Frames



Standard Includes

- Fixed board: PET/PET fixed board

Options

Width	1 Wide	See below
	2 Wide	See below
Height	3 High	See below
	4 High	See below
	5 High	See below
Side 1 Finish	Laminate HPL Price Group 01	No cost
	Fabric Price Group 01	See PET below
	Laminate HPL Price Group 02	+\$17
	Laminate HPL Price Group 03	+\$34
	OLL Price Group 1	+\$102
Side 2 Finish	Laminate HPL Price Group 01	No cost
	Fabric Price Group 01	See PET below
	Markerboard Price Group 01	See below
	Laminate HPL Price Group 02	+\$17
	Laminate HPL Price Group 03	+\$34
	OLL Price Group 1	+\$102
Grommet	No Grommet	No cost
	With Grommet	+\$97

Tip: Grommet option only available on 2 wide fixed board.

Specification Information

Style Number	Dimensions Height	Base Prices	Options (Add \$ to Base Price)	
			Markerboard	PET

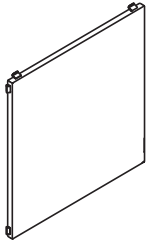
1 Wide Fixed Board

FLXAFFIXBOARD	Dimensions Height	Base Prices	Markerboard	PET
	3 High	\$318	+\$255	+\$157
	4 High	\$399	+\$413	+\$196
	5 High	\$498	N.A.	N.A.

2 Wide Fixed Board

FLXAFFIXBOARD	Dimensions Height	Base Prices	Markerboard	PET
	3 High	\$383	+\$380	+\$188
	4 High	\$478	+\$570	+\$236
	5 High	\$598	N.A.	N.A.

Active Frames



Tip: Cost for OLL Price Group 1 is in addition to cost of laminate.

Tip: Grommet option only available on 2 wide fixed board.

Standard Includes

- 1-wide, 1-high infill: High-Pressure Laminate price group 01 with 3 mm plastic edge

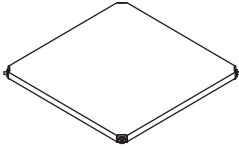
Options

Width	1 Wide	See below
	2 Wide	See below
Infill Finish	Fabric Price Group 01	See PET below
	Laminate HPL Price Group 01	See below
	Laminate HPL Price Group 02	See below
	Laminate HPL Price Group 03	See below
	OLL Price Group 1	+\$102
Grain Directon	Horizontal	No cost
	No Grain Direction	No cost
	Vertical	No cost
Grommet	No Grommet	No cost
	With Grommet	+\$97

Specifiacion Information

Style Number	Base Prices	Options		
		(Add \$ to Base Price)		
		Laminate Price Group 2	Laminate Price Group 3	PET
1 Wide Single Infill Panel				
FLXAFINF	\$80	+\$17	+\$34	+\$21
2 Wide Single Infill Panel				
FLXAFINF	\$131	+\$17	+\$34	+\$85

Active Frames



Tip: Cost for OLL Price Group 1 is in addition to cost of laminate.

Tip: Grommet option only available on 2 wide fixed board.

Standard Includes

- Shelf: High-Pressure Laminate price group 01 with 3 mm plastic edge

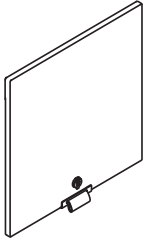
Options

Width	1 Wide	See below
	2 Wide	See below
Depth	1 Deep	See below
	2 Deep	See below
Shelf Finish	Laminate HPL Price Group 01	See below
	Laminate HPL Price Group 02	See below
	Laminate HPL Price Group 03	See below
	OLL Price Group 1	+\$102
Grommet	No Grommet	No cost
	With Grommet	+\$100

Specification Information

Style Number	Dimensions Depth	Base Prices	Options (Add \$ to Base Price)	
			Laminate Price Group 2	Laminate Price Group 3
1 Wide Single Infill Panel				
FLXAFSHELF	1 Deep	\$135	+\$17	+\$34
	2 Deep	\$169	+\$17	+\$34
2 Wide Single Infill Panel				
FLXAFSHELF	1 Deep	\$169	+\$17	+\$34
	2 Deep	\$211	+\$32	+\$34

Active Frames



Tip: Cost for OLL Price Group 1 is in addition to cost of laminate.

Standard Includes

- 1-wide, 1-high door: High-Pressure Laminate price group 01 with 3 mm plastic edge

Options

Width	1 Wide	No cost
	2 Wide	See below
Door Finish	Laminate HPL Price Group 01	No cost
	Laminate HPL Price Group 02	+\$17
	Laminate HPL Price Group 03	+\$34
	OLL Price Group 1	+\$102
Grain Direction	Horizontal	No cost
	No Grain Direction	No cost
	Vertical	No cost
	See OLL Database	No cost
Lock Option	No Lock	No cost
	With Lock	+\$63
Lock Finish	Ember Chrome	No cost
	Polished Chrome	No cost
Keys	Key Plug	No cost
	Master Key Plug	+\$36

Specification Information

Style Number Base Prices

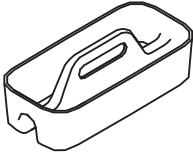
1 Wide Door

FLXAFDOOR \$169

2 Wide Door

FLXAFDOOR \$229

Active Frames



Standard Includes

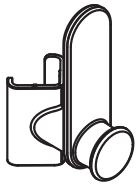
- Tool box, quantity 4: PET

Specification Information

Style Number	Price
--------------	-------

Tool Boxes

FLXAFTBOX	\$800
------------------	-------



Standard Includes

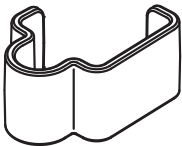
- Mobile board clips, quantity 4:
 - 6053 Seagull
 - 6527 Merle

Specification Information

Style Number	Price
--------------	-------

Mobile Board Clips

FLXAFMBRDCLIP	\$159
----------------------	-------



Standard Includes

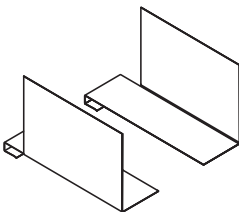
- Cable clips, quantity 6:
 - 6527 Merle

Specification Information

Style Number	Price
--------------	-------

Cable Clips

FLXAFBBLMGT	\$119
--------------------	-------



Standard Includes

- Book ends, quantity 2: paint price group 01

Options

Paint Finish	Paint Price Group 01	No cost
	Paint Price Group 02	+\$21
	Paint Price Group 03	+\$33

▶ **Product Information continued on next page**

Active Frames

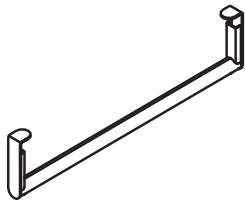
► **Product Information continued from previous page**

Specifiacion Information

Style Number Base Price

Bookends

FLXAFBKEND \$221



Standard Includes

- Coat rod: paint price group 01

Options

Width	1 Wide	No cost
	2 Wide	See below
Paint Finish	Paint Price Group 01	No cost
	Paint Price Group 02	+\$33
	Paint Price Group 03	+\$65

Specifiacion Information

Style Number Base Prices

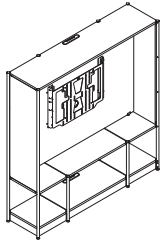
1 Wide Coat Rod

FLXAFCOATROD \$159

2 Wide Coat Rod

FLXAFCOATROD \$169

Active Frames



Standard Includes

- Frame: paint price group 01
- Base: paint price group 01
- Monitor back panel: High-Pressure Laminate price group 01 with 3 mm plastic edge
- 3 high left and right infill: High-Pressure Laminate price group 01 with 3 mm plastic edge
- 4 wide top shelf with grommet: High-Pressure Laminate price group 01 with 3 mm plastic edge
- 2 wide center shelves with grommet: High-Pressure Laminate price group 01 with 3 mm plastic edge
- 400x400 VESA monitor mounting plate: 7360 Merle
- Adjusting leveling glides

Options

Tip: Tube height can be equal to or greater than unit height, but never smaller.

Tube Height 1	4 Heights	No cost
	5 Heights	No cost
Tube Height 2	4 Heights	No cost
	5 Heights	No cost
Frame Finish	Paint Price Group 01	No cost
	Paint Price Group 02	+\$28
	Paint Price Group 03	+\$44
Base Finish	Paint Price Group 01	No cost
	Paint Price Group 02	+\$28
	Paint Price Group 03	+\$44
Monitor Back Panel Finish	Laminate HPL Price Group 01	No cost
	Laminate HPL Price Group 02	+\$17
	Laminate HPL Price Group 03	+\$34
	OLL Price Group 1	+\$102
Contrasting Infill	Contrasting	No cost
	Non-Contrasting	No cost
Infill Finish	Laminate HPL Price Group 01	No cost
	Fabric Price Group 01	PET: +\$468
	Laminate HPL Price Group 02	+\$17
	Laminate HPL Price Group 03	+\$34
	OLL Price Group 1	+\$102
Infill Grain Direction	Horizontal Grain Direction	No cost
	No Grain Direction	No cost
	Vertical Grain Direction	No cost
	See OLL Database	No cost
Left Infill Finish	Laminate HPL Price Group 01	No cost
	Fabric Price Group 01	PET: +\$468
	Laminate HPL Price Group 02	+\$17
	Laminate HPL Price Group 03	+\$34
	OLL Price Group 1	+\$102
Left Infill Grain Direction	Horizontal Grain Direction	No cost
	No Grain Direction	No cost
	Vertical Grain Direction	No cost
	See OLL Database	No cost
Right Infill Finish	Laminate HPL Price Group 01	No cost
	Fabric Price Group 01	PET: +\$468
	Laminate HPL Price Group 02	+\$17
	Laminate HPL Price Group 03	+\$34

Tip: Left and right infill finish is only selectable when contrasting infill is selected.

► Product Information continued on next page

Active Frames

► **Product Information continued from previous page**

Options		
Right Infill Finish	OLL Price Group 1	+\$102
Right Infill Grain Direction	Horizontal Grain Direction No Grain Direction Vertical Grain Direction See OLL Database	No cost No cost No cost No cost
Contrasting Shelf	Contrasting Non-Contrasting	No cost No cost
Shelf Finish	Laminate HPL Price Group 01 Laminate HPL Price Group 02 Laminate HPL Price Group 03 OLL Price Group 1	No cost +\$17 +\$34 +\$102
Base Shelf Left Finish	Laminate HPL Price Group 01 Laminate HPL Price Group 02 Laminate HPL Price Group 03 OLL Price Group 1	No cost +\$17 +\$34 +\$102
Base Shelf Center Finish	Laminate HPL Price Group 01 Laminate HPL Price Group 02 Laminate HPL Price Group 03 OLL Price Group 1	No cost +\$17 +\$34 +\$102
Base Shelf Right Finish	Laminate HPL Price Group 01 Laminate HPL Price Group 02 Laminate HPL Price Group 03 OLL Price Group 1	No cost +\$17 +\$34 +\$102
Shelf 2 Left Finish	Laminate HPL Price Group 01 Laminate HPL Price Group 02 Laminate HPL Price Group 03 OLL Price Group 1	No cost +\$17 +\$34 +\$102
Shelf 2 Center Finish	Laminate HPL Price Group 01 Laminate HPL Price Group 02 Laminate HPL Price Group 03 OLL Price Group 1	No cost +\$17 +\$34 +\$102
Shelf 2 Right Finish	Laminate HPL Price Group 01 Laminate HPL Price Group 02 Laminate HPL Price Group 03 OLL Price Group 1	No cost +\$17 +\$34 +\$102
Shelf 3 Left Finish	Laminate HPL Price Group 01 Laminate HPL Price Group 02 Laminate HPL Price Group 03 OLL Price Group 1	No cost +\$17 +\$34 +\$102
Shelf 3 Center Finish	Laminate HPL Price Group 01 Laminate HPL Price Group 02 Laminate HPL Price Group 03 OLL Price Group 1	No cost +\$17 +\$34 +\$102
Shelf 3 Right Finish	Laminate HPL Price Group 01 Laminate HPL Price Group 02 Laminate HPL Price Group 03 OLL Price Group 1	No cost +\$17 +\$34 +\$102

Tip: Selecting contrasting shelf finish will allow user to select base, shelf 2 and top shelf finishes.

Tip: Base shelf finishes are only available when contrasting shelf finish is selected.

Tip: Shelf 2 finish is only available when contrasting shelf finish is selected.

Tip: Shelf 3 is only available when 5 unit height and contrasting shelf finish is selected.

► **Product Information continued on next page**

Active Frames

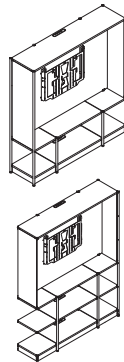
► **Product Information continued from previous page**

Options		
Top Shelf Finish	Laminate HPL Price Group 01	No cost
	Laminate HPL Price Group 02	+\$17
	Laminate HPL Price Group 03	+\$34
	OLL Price Group 1	+\$102
Table	No Table	No cost
	With Table	No cost
Monitor Mount Hardware	No Hardware	No cost
	With Hardware	+\$100
Counterweight	No Counterweight	No cost
	2 Counterweight	+\$238
	4 Counterweight	+\$476
	6 Counterweight	+\$714
	8 Counterweight	+\$952
	10 Counterweight	+\$1190

Tip: Top shelf finish is only available when contrasting shelf finish is selected.

Specifiacion Information

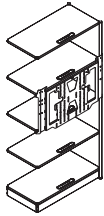
Tip: Fixed boards are required for open plan applications, but not included in the base price.



Style Number	Dimensions			Base Prices
	Depth	Width	Height	
Media Tower Internal Mount				
FLXAFFRAMET1	15 ³ / ₄ "	63"	4 Unit	\$4336
	15 ³ / ₄ "	63"	5 Unit	\$5018

Media Tower Internal Mount Extension				
Style Number	Dimensions			Base Prices
	Depth	Width	Height	
FLXAFFFRAMEEXTT1	15 ³ / ₄ "	63"	4 Unit	\$3768
	15 ³ / ₄ "	63"	5 Unit	\$4309

Active Frames



Tip: Tube height can be equal to or greater than unit height, but never smaller.

Tip: Left and right infill finish is only selectable when contrasting infill is selected.

Tip: Top shelf finish is only available when contrasting shelf finish is selected.

Standard Includes

- Frame: paint price group 01
- Base: paint price group 01
- Monitor back panel: High-Pressure Laminate price group 01 with 3 mm plastic edge
- 4 wide top shelf with grommet: High-Pressure Laminate price group 01 with 3 mm plastic edge
- 2 wide center shelves with grommet: High-Pressure Laminate price group 01 with 3 mm plastic edge
- 400x400 VESA monitor mounting plate: 7360 Merle
- Adjusting leveling glides

Options

Tube Height 1	4 Heights	No cost
	5 Heights	No cost
Tube Height 2	4 Heights	No cost
	5 Heights	No cost
Frame Finish	Paint Price Group 01	No cost
	Paint Price Group 02	+\$28
	Paint Price Group 03	+\$44
Base Finish	Paint Price Group 01	No cost
	Paint Price Group 02	+\$28
	Paint Price Group 03	+\$44
Contrasting Infill	Contrasting	No cost
	Non-Contrasting	No cost
Shelf Finish	Laminate HPL Price Group 01	No cost
	Laminate HPL Price Group 02	+\$17
	Laminate HPL Price Group 03	+\$34
	OLL Price Group 1	+\$102
Base Shelf Finish	Laminate HPL Price Group 01	No cost
	Laminate HPL Price Group 02	+\$17
	Laminate HPL Price Group 03	+\$34
	OLL Price Group 1	+\$102
Shelf 2 Finish	Laminate HPL Price Group 01	No cost
	Laminate HPL Price Group 02	+\$17
	Laminate HPL Price Group 03	+\$34
	OLL Price Group 1	+\$102
Shelf 3 Finish	Laminate HPL Price Group 01	No cost
	Laminate HPL Price Group 02	+\$17
	Laminate HPL Price Group 03	+\$34
	OLL Price Group 1	+\$102
Shelf 4 Finish	Laminate HPL Price Group 01	No cost
	Laminate HPL Price Group 02	+\$17
	Laminate HPL Price Group 03	+\$34
	OLL Price Group 1	+\$102
Shelf 5 Finish	Laminate HPL Price Group 01	No cost
	Laminate HPL Price Group 02	+\$17
	Laminate HPL Price Group 03	+\$34
	OLL Price Group 1	+\$102
Top Shelf Finish	Laminate HPL Price Group 01	No cost
	Laminate HPL Price Group 02	+\$17
	Laminate HPL Price Group 03	+\$34
	OLL Price Group 1	+\$102

► **Product Information continued on next page**

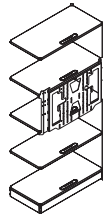
Active Frames

► **Product Information continued from previous page**

Options		
Monitor Mount Hardware	No Hardware With Hardware	No cost +\$100

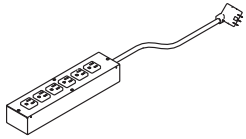
Specification Information

Tip: Additional frame and extensions are required but not included in the base price.



Style Number	Dimensions			Base Prices
	Depth	Width	Height	
Media Tower External Mount Extension				
FLXAFFRAMEEXTT2	15¾"	31½"	4 Unit	\$1158
	15¾"	31½"	5 Unit	\$1371

Active Frames



Standard Includes

- Power cord: 10' with standard plug

Options

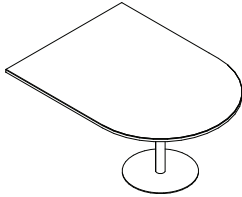
Power Cord	10' Standard Cord	No cost
	9' Standard Cord	No cost
	10' Braided Cord	+\$74
	20' Standard Cord	+\$74
	9' Braided Cord	+\$74
	20' Braided Cord	+\$220
Power Cord Finish	Braided Cord	No cost
Cord Color	Black	No cost
	White	No cost
Power Plug Type	Standard NEMA 5-15 3-Prong	No cost
	Thread Low Profile Plug	+\$40
PVC	With PVC	No cost
	Non PVC	+\$34

Specification Information

Style Number	Base Price
FLXAFMPU	\$508

Media Power Utility

Active Frames



Standard Includes

- Column height: seated height fixed
- Top: High-Pressure Laminate price group 01
- Column: paint price group 01
- Base: paint price group 01
- Power cord: 10' with standard plug
- Clamp on power: plastic price group 01
- Standard core

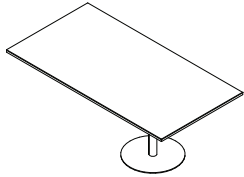
Options

Column Height	Seated Height Fixed Standing Height Fixed	No cost +\$110
Top Finish	Laminate HPL Price Group 01 Laminate HPL Price Group 02 Laminate HPL Price Group 03 OLL Price Group 1	No cost +\$32 +\$51 +\$102
Column Finish	Paint Price Group 01 Paint Price Group 02	No cost +\$28
Base Finish	Paint Price Group 01 Paint Price Group 02 Paint Price Group 03	No cost \$28 +\$44
Power Option	No Power With Clamp on Power	No cost +\$356
Overcurrent Protection	Without Overcurrent Protection With Overcurrent Protection	No cost +\$52
Clamp on Power Configuration	2 Power 2 USB A + C 3 Power 2 Power 1 USB C 2 Power 1 USB A + C	No cost No cost +\$64 +\$323
Power Cord	10' Standard Cord 9' Standard Cord 10' Braided Cord 20' Standard Cord 9' Braided Cord 20' Braided Cord	No cost No cost +\$74 +\$74 +\$74 +\$220
Power Cord Finish	Braided Cord	No cost
Cord Color	Black White	No cost No cost
Power Plug Type	Standard NEMA 5-15 3-Prong Thread Low Profile Plug	No cost +\$40
PVC	With PVC Non PVC	No cost +\$34

Specification Information

Style Number	Dimensions		Base Prices
	Width	Depth	
Media Table D-Shape			
FLXAFDSHAPE	47"	63"	\$1602
	47"	75"	\$1763

Active Frames



Standard Includes

- Column height: seated height fixed
- Top: High-Pressure Laminate price group 01
- Column: paint price group 01
- Base: paint price group 01
- Power cord: 10' with standard plug
- Clamp on power: plastic price group 01
- Standard core

Options

Column Height	Seated Height Fixed Standing Height Fixed	No cost +\$110
Top Finish	Laminate HPL Price Group 01 Laminate HPL Price Group 02 Laminate HPL Price Group 03 OLL Price Group 1	No cost +\$32 +\$51 +\$102
Column Finish	Paint Price Group 01 Paint Price Group 02	No cost +\$28
Base Finish	Paint Price Group 01 Paint Price Group 02 Paint Price Group 03	No cost \$28 +\$44
Power Option	No Power With Clamp on Power	No cost +\$356
Overcurrent Protection	Without Overcurrent Protection With Overcurrent Protection	No cost +\$52
Clamp on Power Configuration	2 Power 2 USB A + C 3 Power 2 Power 1 USB C 2 Power 1 USB A + C	No cost No cost +\$64 +\$323
Power Cord	10' Standard Cord 9' Standard Cord 10' Braided Cord 20' Standard Cord 9' Braided Cord 20' Braided Cord	No cost No cost +\$74 +\$74 +\$74 +\$220
Power Cord Finish	Braided Cord	No cost
Cord Color	Black White	No cost No cost
Power Plug Type	Standard NEMA 5-15 3-Prong Thread Low Profile Plug	No cost +\$40
PVC	With PVC Non PVC	No cost +\$34

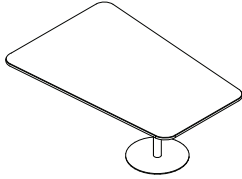
Specification Information

Style Number	Dimensions		Base Price
	Width	Depth	

Media Table Rectangle

FLXAFRECT	39"	75"	\$1715
------------------	-----	-----	--------

Active Frames



Standard Includes

- Column height: seated height fixed
- Top: High-Pressure Laminate price group 01
- Column: paint price group 01
- Base: paint price group 01
- Power cord: 10' with standard plug
- Clamp on power: plastic price group 01
- Standard core

Options

Column Height	Seated Height Fixed Standing Height Fixed	No cost +\$110
Top Finish	Laminate HPL Price Group 01 Laminate HPL Price Group 02 Laminate HPL Price Group 03 OLL Price Group 1	No cost +\$32 +\$51 +\$102
Column Finish	Paint Price Group 01 Paint Price Group 02	No cost +\$28
Base Finish	Paint Price Group 01 Paint Price Group 02 Paint Price Group 03	No cost \$28 +\$44
Power Option	No Power With Clamp on Power	No cost +\$356
Overcurrent Protection	Without Overcurrent Protection With Overcurrent Protection	No cost +\$52
Clamp on Power Configuration	2 Power 2 USB A + C 3 Power 2 Power 1 USB C 2 Power 1 USB A + C	No cost No cost +\$64 +\$323
Power Cord	10' Standard Cord 9' Standard Cord 10' Braided Cord 20' Standard Cord 9' Braided Cord 20' Braided Cord	No cost No cost +\$74 +\$74 +\$74 +\$220
Power Cord Finish	Braided Cord	No cost
Cord Color	Black White	No cost No cost
Power Plug Type	Standard NEMA 5-15 3-Prong Thread Low Profile Plug	No cost +\$40
PVC	With PVC Non PVC	No cost +\$34

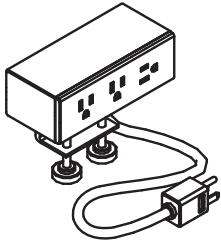
Specification Information

Style Number	Dimensions		Base Price
	Width	Depth	

Media Table Sightline

FLXAFRECT	51"	75"	\$1763
------------------	-----	-----	--------

Active Frames



Standard Includes

- Power cord: 10' with standard plug

Options

Clamp on Power Configuration	2 Power 2 USB A + C	No cost
	3 Power	No cost
	2 Power 1 USB C	+\$64
	2 Power 1 USB A + C	+\$323
Overcurrent Protection	Without Overcurrent Protection	No cost
	With Overcurrent Protection	+\$52
Power Cord	10' Standard Cord	No cost
	9' Standard Cord	No cost
	10' Braided Cord	+\$74
	20' Standard Cord	+\$74
	9' Braided Cord	+\$74
	20' Braided Cord	+\$220
Power Cord Finish	Braided Cord	No cost
Cord Color	Black	No cost
	White	No cost
Power Plug Type	Standard NEMA 5-15 3-Prong	No cost
	Thread Low Profile Plug	+\$40
PVC	With PVC	No cost
	Non PVC	+\$34

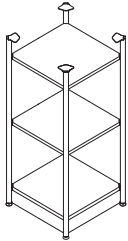
Specifiacion Information

Style Number Base Price

Worksurface Clamp Power

FLXAFMCLMPPWR \$356

Active Frames



Standard Includes

- Frame: paint price group 01
- Base: paint price group 01
- Adjusting leveling glides

Options

Width	1 Wide 2 Wide	See below See below
Depth	1 Deep 2 Deep	See below See below
Contrasting Shelf	Contrasting Non-Contrasting	No cost No cost
Shelf Finish	Laminate HPL Price Group 01 Laminate HPL Price Group 02 Laminate HPL Price Group 03 OLL Price Group 1	No cost +\$17 +\$34 +\$102
Base Shelf	Finish Laminate HPL Price Group 01 Laminate HPL Price Group 02 Laminate HPL Price Group 03 OLL Price Group 1	No cost +\$17 +\$34 +\$102
Shelf 2	No Shelf With Shelf	+\$270 +\$405
Shelf 2 Finish	Laminate HPL Price Group 01 Laminate HPL Price Group 02 Laminate HPL Price Group 03 OLL Price Group 1	No cost +\$17 +\$34 +\$102
Top Shelf Finish	Laminate HPL Price Group 01 Laminate HPL Price Group 02 Laminate HPL Price Group 03 OLL Price Group 1	No cost +\$17 +\$34 +\$102
Frame Finish	Paint Price Group 01 Paint Price Group 02 Paint Price Group 03	No cost +\$28 +\$44
Base Finish	Paint Price Group 01 Paint Price Group 02 Paint Price Group 03	No cost +\$28 +\$44

Tip: Cost for OLL Price Group 1 is in addition to cost of laminate.

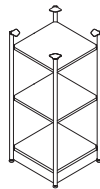
Tip: In SmartTools, no shelf means it includes the base and top shelves, and with shelf includes the base, top and intermediary shelves.

Specification Information

Style Number Dimension Base Prices
Depth

1 Wide Work Island Frame

FLXAFCTFRAME	1 Deep	\$1763
	2 Deep	\$1424

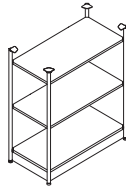


► **Product Information continued on next page**

Active Frames

► Product Information continued from previous page

Specifiaction Information

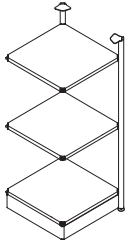


Style Number	Dimension	Base Prices
	Depth	

2 Wide Work Island Frame

FLXAFCTFRAME	1 Deep	\$1424
	2 Deep	\$1784

Active Frames



Standard Includes

- Frame: paint price group 01
- Base: paint price group 01
- Adjusting leveling glides

Options

Width	1 Wide	See below
	2 Wide	See below
Depth	1 Deep	See below
	2 Deep	See below
Contrasting Shelf	Contrasting Non-Contrasting	No cost No cost
Shelf Finish	Laminate HPL Price Group 01	No cost
	Laminate HPL Price Group 02	+\$17
	Laminate HPL Price Group 03	+\$34
	OLL Price Group 1	+\$102
Base Shelf	Finish Laminate HPL Price Group 01	No cost
	Laminate HPL Price Group 02	+\$17
	Laminate HPL Price Group 03	+\$34
	OLL Price Group 1	+\$102
Shelf 2	No Shelf	+\$270
	With Shelf	+\$405
Shelf 2 Finish	Laminate HPL Price Group 01	No cost
	Laminate HPL Price Group 02	+\$17
	Laminate HPL Price Group 03	+\$34
	OLL Price Group 1	+\$102
Top Shelf Finish	Laminate HPL Price Group 01	No cost
	Laminate HPL Price Group 02	+\$17
	Laminate HPL Price Group 03	+\$34
	OLL Price Group 1	+\$102
Frame Finish	Paint Price Group 01	No cost
	Paint Price Group 02	+\$28
	Paint Price Group 03	+\$44
Base Finish	Paint Price Group 01	No cost
	Paint Price Group 02	+\$28
	Paint Price Group 03	+\$44

Tip: Cost for OLL Price Group 1 is in addition to cost of laminate.

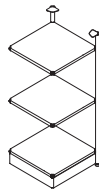
Tip: In SmartTools, no shelf means it includes the base and top shelves, and with shelf includes the base, top and intermediary shelves.

Specification Information

Style Number Dimension Base Prices
Depth

1 Wide Work Island Frame Extension

FLXFACTFRAMEEXT	1 Deep	\$547
	2 Deep	\$855

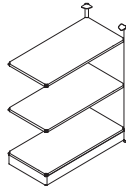


► **Product Information continued on next page**

Active Frames

► Product Information continued from previous page

Specifiaction Information

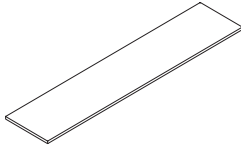


Style Number	Dimension	Base Prices
	Depth	

2 Wide Work Island Frame Extension

FLXAFCTFRAMEEXT	1 Deep	\$855
	2 Deep	\$1069

Active Frames



Tip: Cost for OLL Price Group 1 is in addition to cost of laminate.

Standard Includes

- Worksurface: High-Pressure Laminate price group 01 with 3 mm plastic edge

Options

Width	5 Wide	See below
Depth	1 Deep	No cost
	2 Deep	See below
Top Finish	Laminate HPL Price Group 01	No cost
	Laminate HPL Price Group 02	+\$17
	Laminate HPL Price Group 03	+\$34
	OLL Price Group 1	+\$102

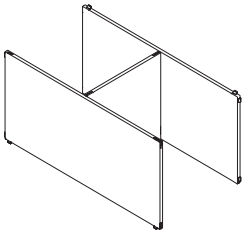
Specification Information

Style Number	Dimension	Base Prices
	Depth	

5 Wide Work Island Worksurface

FLXAFCTWS	1 Deep	\$491
	2 Deep	\$655

Active Frames



Tip: Cost for OLL Price Group 1 is in addition to cost of laminate.

Standard Includes

- 1-wide, 1-high infill: High-Pressure Laminate price group 01 with 3 mm plastic edge

Options

Width	1 Wide	See below
	2 Wide	See below
Infill Finish	Fabric Price Group 01	See PET below
	Laminate HPL Price Group 01	See below
	Laminate HPL Price Group 02	See below
	Laminate HPL Price Group 03	See below
	OLL Price Group 1	+\$102
Grain Direction	Horizontal	No cost
	No Grain Direction	No cost
	Vertical	No cost

Specification Information

Style Number	Base Prices	Options (Add \$ to Base Price)		
		Laminate Price Group 2	Laminate Price Group 3	PET
1 Wide Center Infill Panel				
FLXAFINFCTR	\$340	+\$17	+\$34	+\$85
2 Wide Center Infill Panel				
FLXAFINFCTR	\$391	+\$17	+\$34	+\$149

Surface Materials

Surface Materials

140

Surface Materials

Surface Materials

This listing includes all the surface material choices that are available for the products in this specification guide.

Resources

For more information about surface materials, refer to the following resources:

Additional surface materials specification tools are available to assist you in the specification process—the Surface Materials Binders.

The global surface materials palette is a core collection of finishes that is available across multiple geographies (Americas/ EMEA – Europe, Middle East, and Africa/APAC – Asia Pacific) and on global product lines, where applicable. For a list of finishes included in the offering, see the *Surface Materials Reference Manual*. Additional details, like product approvals by geography and finish number conversions, can also be found in the Surface Materials Reference Manual or see steelcase.com/surface-materials.

Surface Materials

Binders include:

- Surface Materials Reference Manual
- A complete set of swatch cards for hard surfaces, vertical surface fabrics, and seating upholstery

Paint

Tip: All products may not be available in all colors listed below.

Applies to:

- Height-adjustable desk lifting columns
- 4799 Platinum Metallic
7207 Black
7243 Seagull
7360 Merle

Applies to:

- Wall rails
- 4799 Platinum Metallic
7360 Merle

Applies to:

- Power hanger cover
- 4AY2 Chili
4AZ5 Marlin
4CZ8 Light Peacock
7243 Seagull
7360 Merle

Applies to:

- Docking station
- 0835 Black
7018 Pewter
ZW01 Pearl Snow

Applies to:

- Pneumatic table column
- 7360 Merle
73ZW Pearl Snow

Applies to:

- Table frames
- Pegs
- Footrest
- Cart frame
- Cart shelves
- Flex active frames
- Flex active frames work island
- Height-adjustable desk feet
- Modesty panel
- Privacy back wrap bracket
- Single tables frame
- Pneumatic table base

Price Group 1

Smooth Paint

- 4238 Mocha
4239 Clay
4240 Chalk
4242 Milk
4710 Low Gloss Black

Textured Paint

- 7207 Black
7225 Sand
7237 Slate **E**
7238 Fieldstone
7239 Midnight
7241 Arctic White
7243 Seagull
7250 Sterling Dark Solid
7278 Dark Bronze
7360 Merle

Price Group 2

Smooth Paint

- 4700 Warm White

Smooth Metallic Paint

- 4743 Mineral Metallic
4750 Champagne Metallic
4798 Sterling Metallic
4799 Platinum Metallic
4803 Near Black Metallic

Textured Metallic Paint

- 7245 Carbon Metallic
7246 Midnight Metallic

Price Group 3

Accent Paint

- 1ATG Rose Quartz
4AV3 Blue Jay
4AV4 Baltic
4AX1 Citron
4AY2 Chili
4AZ5 Marlin
4BH7 Canary*
4CL7 Sandstone
4CL8 Smokey Plum
4CZ5 Honey
4CZ6 Lagoon
4CZ8 Light Peacock

Coatings

- 1ATT Cast Shadow

Lux Coatings

- 4B20 Obsidian
4B22 Matte Brass
4B23 Burnished Bronze
4B24 Night Bronze
4B25 Matte Copper
4B26 Smoked Mica
4B29 Cast Iron

**Available on Flex active frames and Flex active frames work island only.*

Custom Surfaces

Price Group 3

PerfectMatch

PerfectMatch is a service that allows you to create your own paint color. Refer to the *Surface Materials Reference Manual* for more information about this program.

Tip: Price Group 3 paints are not available on height-adjustable bench bases.

Accessory Paint

Steelcase Surfaces

Applies to:

- Table frames
 - Pegs
 - Footrest
 - Cart frame
 - Cart shelves
 - Flex active frames
 - Flex active frames work island
 - Height-adjustable desk feet
 - Single tables frame
- 4140 Arctic White Gloss
4144 Black Gloss

Laminate

High-Pressure Laminate

Applies to:

- Flex active frames
- Flex active frames work island
- Height-adjustable desk worksurface
- Single tables
- Tables

Price Group 1

Fiber Laminate

- 2850 Vanadium Fiber
2852 Tungsten Fiber
2854 Vellum Fiber **E**
2860 Granite Fiber
2862 Stucco Fiber **E**

Markerboard Laminate

- 2977 Markerboard*

Micro Laminate

- 2920 Marl Micro
2921 Gypsum Micro
2922 Clay Micro

Patina Laminate

- 2870 Blonde Bronze Patina
2873 Instant Iron Patina

Solid Laminate

- 2722 Cream **E**
2730 Arctic White
2746 Black
2811 Mist **E**
2883 Seagull
2884 Milk
2885 Dune
2HAA Persian Salt
2HAB Rose
2HAC Indigo
2HAD Green Citrine
2HAE Dark Olivine
2HAF Cloudy
2HMG Merle

Speckle Laminate

- 2820 Coffee Speckle **E**
2823 Driftwood Speckle
2824 Smoke Speckle
2825 Vanadium Speckle
Tip: Some wood veneer finishes and woodgrain laminates share the same name. Because of the difference in materials, veneers and laminates of the same name are not an exact match but do coordinate with each other.

Woodgrain Laminate

- 2406 Clear Cherry **E**
2409 Clear Maple
2410 Graphite Walnut
2412 Natural Cherry
2422 Medium Cherry
2511 Winter on Maple
2535 Virginia Walnut
2536 Blackwood **E**
2538 Clear Walnut
2592 Blonde on Maple **E**
2612 Marbled Maple **E**
2614 Chocolate Walnut **E**
2615 Marbled Cherry V2 **E**
2714 Natural Walnut **E**
2HAK Clear Oak
2HAL Scarlet*
2HAN Ash Noce
2HAT Acacia
2HAW Ash Wenge
2HBN Bisque Noce
2HBW Bisque Wenge
2HCN Clay Noce
2HCW Clay Wenge
2HSN Storm Noce
2HSW Storm Wenge
2HUB Burnished Bronze*
2HWA Grey Kingswood
2HWB Planked Walnut
2HWD Resolute Walnut
2HWE Natural Recon
2HWF Smoked Walnut

**Available on Flex active frames and Flex active frames work island only.*

Price Group 2

Textured Laminate

- 2TH2 Fawn Cypress
2TH4 Saddle Oak
2TH5 Veranda Teak
2TH7 Walnut Heights
2UH1 Reclaimed Aggregat
2UH2 Reclaimed Gravel
2UH4 Cement*
2UH6 Sheetrock

**2UH4 Cement has limited availability, determined by product sizing and/or options.*

E = Established

Price Group 3**Solid Laminate**

- 24H1 Satin White
- 24H2 Satin Black
- 24H3 Satin Stone
- 24H4 Satin Mocha

Custom Surfaces**Open Line Laminate (OLL)**

This service allows you to order non-standard laminate at an additional processing fee of \$102 U.S. per unit, plus the cost of the laminate.

High-Pressure Laminate pricing does not include premium or digitally printed patterns from any suppliers. Laminate cost may also vary for basic or standard laminates from other suppliers. Please contact the OLL consultant at 616.475.2426 for pricing. The cost of the laminate will be added to your invoice as a separate line on the acknowledgement.

Enter the required edge finish as you would a standard laminate. Laminate Approval and Material Requirements to confirm whether a particular laminate has already been tested for use on a specific Steelcase product or to determine material square foot requirements:

- Visit www.steelcase.com

For additional information, refer to the *Surface Materials Reference Manual*.

Wood

Applies to:

- Height-adjustable desk worksurface
- Single tables
- Tables

Steelcase carefully selects veneer and solid wood for consistent color and grain structure. Wood is a natural material and variations will occur in color, grain and texture. These variations are part of the inherent natural beauty of wood and are not considered defects.

All wood products will darken with age and exposure to ultraviolet light. This is especially apparent with cherry and maple veneer. We recommend that desk accessories be rearranged periodically to ensure even aging of wood surfaces.

When storing your wood furniture, please follow the following guidelines:

- Do not store products in trailers
- Store products in areas that simulate office temperatures (60°F to 90°F)
- Store products in areas that maintain constant, office-like humidity levels
- Keep product away from light. Cover products to make sure they are not exposed to light.

Steelcase Surfaces

Veneers are matched for proper balance and consistency. Veneers are available quarter cut, except for Oak, which is rift cut. Refer to the *Surface Materials Reference Manual* for descriptions of each cut.

Open-pore finish is a medium gloss finish that leaves the wood grain texture visible to the eye and distinguishable to the touch.

Veneer**Wood Group 1****Flat-Cut Open-Pore**

- 3062 FC/OP Graphite Walnut
- 3402 FC/OP Clear Cherry (Aged)
- 3412 FC/OP Natural Cherry **E**
- 3422 FC/OP Medium Cherry
- 3522 FC/OP Clear Maple
- 3592 FC/OP Blonde on Maple **E**
- 3702 FC/OP Clear Walnut
- 3712 FC/OP Natural Walnut
- 3752 FC/OP Medium Walnut **E**
- 3762 FC/OP Dark Walnut
- 3772 FC/OP Medium Mahogany on Walnut

Flat-Cut Open-Pore, Natural Veneer

- 3342 FC/OP Black Walnut
- 35A2 FC/OP Blanch Maple
- 37A2 FC/OP Thunder Walnut

Quarter-Cut Open-Pore

- 3042 QC/OP Ash **E**
- 3222 QC/OP Clear Maple
- 3292 QC/OP Blonde on Maple **E**
- 3302 QC/OP Clear Walnut
- 3312 QC/OP Natural Walnut
- 3352 QC/OP Medium Walnut **E**
- 3362 QC/OP Dark Walnut
- 3372 QC/OP Medium Mahogany on Walnut
- 3382 QC/OP Graphite Walnut

E = Established

Quarter-Cut Open-Pore, Natural Veneer

- 32A2 QC/OP Blanch Maple
- 33A2 QC/OP Thunder Walnut
- 3392 QC/OP Black Walnut

Rift-Cut Open-Pore

- 3602 RC/OP Desert Oak

Rift-Cut Full-Fill, Natural Veneer

- 36A2 RC/OP Volcanic Oak

Wood Group 3**Flat-Cut Open-Pore, Natural Veneer**

- 3082 FC/OP Washed Walnut

Wood Group 1**Open-Pore Planked Veneer**

- 3P41 OP Planked Cherry
- 3P51 OP Planked Maple
- 3P61 OP Planked Oak
- 3P71 OP Planked Walnut
- 3VFX OP Unmarked Oak

Tip: Known for its uniqueness, planked veneer has intentional and natural variations that include, but are not limited to: character marks, grain pattern, color, and natural color aging.

Full-Fill

Full-fill finish is a medium-gloss finish that completely fills the grain texture, yet allows the grain pattern to be seen. The wood has a lustrous, satiny look, and it is smooth to the touch. This finish is available on the wood worksurface or field-installed top only.

Wood Group 2**Flat-Cut Full-Fill**

- 3064 FC/FF Graphite Walnut
- 3404 FC/FF Clear Cherry (Aged)
- 3414 FC/FF Natural Cherry **E**
- 3424 FC/FF Medium Cherry
- 3524 FC/FF Clear Maple
- 3544 FC/FF Blonde on Maple **E**
- 3704 FC/FF Clear Walnut
- 3714 FC/FF Natural Walnut
- 3754 FC/FF Medium Walnut **E**
- 3764 FC/FF Dark Walnut
- 3774 FC/FF Medium Mahogany on Walnut

Flat-Cut Full-Fill, Natural Veneer

- 3734 FC/FF Black Walnut

Quarter-Cut Full-Fill

- 3224 QC/FF Clear Maple
- 3294 QC/FF Blonde on Maple **E**
- 3304 QC/FF Clear Walnut
- 3314 QC/FF Natural Walnut
- 3354 QC/FF Medium Walnut **E**
- 3364 QC/FF Dark Walnut
- 3374 QC/FF Medium Mahogany on Walnut
- 3384 QC/FF Graphite Walnut

Quarter-Cut Full-Fill, Natural Veneer

- 3394 QC/FF Black Walnut

Rift-Cut Full-Fill

- 3604 RC/FF Desert Oak

Wood Group 3

Flat-Cut Full-Fill, Natural Veneer

3084 FC/FF Washed Walnut

Premium Veneers

A selection of Premium veneers in this collection are available on most Steelcase brand products. The collection will be available as close to standard leadtimes as possible. However, because adequate supplies of veneer and solids must be secured, all orders will be scheduled individually. Leadtimes will vary based on Premium veneer and Premium solids availability at the time the order is placed. The collection is available as Wood Group 3 as part of our Select Surfaces program and supported like standard veneers to make ordering easy. Please see the Steelcase surface materials section on village.steelcase.com for sample information and product line availability. All premium veneers are in clear-coat.

Wood Group 3

Quarter-Cut Open-Pore

3832 QC/OP Figured Anegre

Select Surfaces

For information on products within Select Surfaces, including accent paints and fabrics from Designtex, Gabriel, Kvadrat, and Pollack, please refer to the *Surface Materials Reference Manual* or visit steelcase.com/surface-materials under the Select Surfaces section.

Composite Veneer

Composite veneers are an engineered wood intended to create specific grain patterns and characteristics. They are pre-stained and finished with Steelcase's Clarity water-borne UV topcoat, which protects the environment while providing durability and clarity. Only open-pore finishes are available on composite wood. Composite veneers with natural solid nosings because composite and natural wood grain and color matching are rarely compatible. Composite veneers are Select Surfaces as Wood Group 1 pricing.

Composite Veneer Group 1

Composite Flat-Cut Open-Pore

3JDX FC/OP Oak Composite
 3JJX FC/OP Walnut Composite
 3LAX FC/OP Graphite on Oak Composite
 3LCX FC/OP Medium Cherry on Cherry Composite

Composite Quarter-Cut Open-Pore

3F8X QC/OP European Walnut Composite
 3GGX QC/OP Zebrano Composite
 3HGX QC/OP Oak Composite
 3HVX QC/OP Walnut Composite
 3LBX QC/OP Clear Walnut on Walnut Composite
 3LDX QC/OP Natural Walnut on Walnut Composite
 3ZNX QC/OP Night Cerused Oak Composite

Composite Veneer Group 2

Composite Flat-Cut Open-Pore

3LHX FC/OP Espresso on Walnut Composite

Composite Quarter-Cut Open-Pore

3LEX QC/OP Desert Oak on Oak Composite
 3LGX QC/OP Chai on Walnut Composite
 3LJX QC/OP Ebony on Walnut Composite

Custom Surfaces

Customiz stain is a service that allows you to create your own stain colors and finishes on standard veneer. Customiz stain color is available on all product lines that offer wood veneer.

A \$500 stain-matching fee applies on CUSTOMIZ requests (Exception: The \$500 fee does not apply on matches to Coalesse standard finishes or for a low-gloss finish request on a standard color). The \$500 fee covers the cost of formulating the Customiz color finish and applies regardless of whether or not an order for product is placed.

In addition, an approval form must be signed to indicate customer acceptance of Customiz match. A \$1,500 initiation fee will be charged prior to first order entry. This initiation fee activates the finish for unlimited use on any Steelcase product for an 18 month time period. After the 18 month time period has lapsed, the Customiz finish may be reactivated for another 18 months for a \$1,000 fee at any point within five years after the \$1,500 initiation fee was paid. If the finish is not reactivated within five years after the \$1,500 initiation fee was paid, the finish will be culled and the customer will need to pay the \$1,500 initiation fee again. All style number related Customiz charges products are no cost as of April 2014. The matching and initiation fees are not discountable.

Customiz stain takes 10 days to formulate. Consult the *Surface Materials Reference Manual* for more information. Custom veneers are also available and must be quoted by Steelcase specials group. Customiz stain on custom veneers takes 2 to 4 weeks to formulate.

Requirements and information on ordering a Customiz stain color are found in the *Surface Materials Reference Manual*.

Wrap Knit

5KJ1 Merle
 5KJ2 Cloud
 5KJ3 Fog
 5KJ4 Sand

Plastic

Applies to:
 • Height-adjustable desk rollers
 6053 Seagull
 6205 Black
 6249 Platinum Solid
 6527 Merle
 6655 Warm White

Applies to:
 • Acoustic boundary
 • Cart board clips
 • Cart wheels and casters
 • Flex active frames mobile board clip
 • Slim table glides
 • Table wheels and casters
 6053 Seagull
 6527 Merle

Applies to:
 • Board cart board organizer
 • Flex active frames cable clip
 6527 Merle

Applies to:
 • Cable clip
 6053 Seagull

Applies to:
 • Wall rail end caps
 6527 Merle
 6249 Platinum Solid

Applies to:
 • Height-adjustable desk power
 5U23 Blue Jay
 6000 Black
 6009 Arctic White
 6053 Seagull
 6249 Platinum Solid
 6338 Chili
 6527 Merle

Applies to:
 • Perch stool
 6302 Baltic
 6527 Merle
 6697 Fog
 6BD7 Saffron
 6BE2 Light Peacock

Applies to:
 • Wrap light
 6052 Milk
 6053 Seagull
 6527 Merle

- Applies to:
- Height-adjustable desk worksurface
 - Media cart
 - Single tables
 - Tables top surface

6000	Black	6619	Ice E
6009	Arctic White	6631	Cream E
6034	Natural Cherry	6635	Dawn E
6036	Medium Cherry	6636	Mist
6037	Winter on Maple	6654	Sand
6038	Blonde on Maple E	6695	Midnight
6041	Natural Walnut E	6697	Fog
6052	Milk	6698	Fieldston
6053	Seagull	66WA	Grey Kingswood
60AL	Scarlet*	66WB	Planked Walnut
60UB	Burnished Bronze*	66WD	Resolute Walnut
6169	Stone	66WE	Natural Recon
6170	Mocha	66WF	Smoked Walnut
61AA	Persian Salt	6703	Ash Wenge
61AB	Rose	6704	Storm Wenge
61AC	Indigo	6705	Bisque Wenge
61AD	Green Citrine	6706	Clay Wenge
61AE	Dark Olivine	6707	Ash Noce
61AF	Cloudy	6708	Bisque Noce
6213	Acacia	6709	Clay Noce
6219	Clear Oak	6710	Storm Noce
6231	Graphite Walnut	6T02	Fawn Cypress
6237	Clear Maple	6T04	Saddle Oak
6242	Virginia Walnut	6T05	Veranda Teak
6243	Blackwood E	6T07	Walnut Heights
6245	Clear Walnut	6T08	Aggregate
6249	Platinum Solid	6T09	Gravel
6271	Plywood	6T10	Cement
6527	Merle	6T12	Sheetrock
6612	Grey V2 E		

*Available on Flex active frames and Flex active frames work island only.

Tip: Light color plastic edges are susceptible to degradation due to normal wear and tear. Staining (e.g., ball point pen or clothing dyes such as blue jeans) and dirt effects are more pronounced in light colors and are not considered defects.

Tip: Plywood is a natural material and variations will occur in color, grain, and texture.

PET

- Applies to:
- Cable catch
 - Single tables modesty panels
- P630 Medium Heather Grey
P631 Dark Heather Grey

- Applies to:
- Cable tray
 - Media cart basket
- P631 Dark Heather Grey

- Applies to:
- Cup
 - Basket
- P635 Heather Navy
P636 Light Heather Grey

E = Established

- Applies to:
- Acoustic boundary
 - Flex active frames toolbox
 - Single tables modesty panels
- P631 Dark Heather Grey
P636 Light Heather Grey

Upholstery

Braided Cord Color Matrix

Braided cord samples are not available to order. Use matrix below that compares the braided cord finish to the nearest Steelcase finish or Pantone color for color reference purposes.

Tip: Braided cord color is defaulted to 9007 Sterling.

Finish	Pantone Color
9003 Fuchsia	PerfectMatch
9004 Marlin	4AZ5 Marlin
9006 Chili	6338 Chili
9007 Sterling*	6059 Sterling Dark Solid
9008 Honey	4CZ5 Honey
9009 Black	0835 Black
9010 Light Peacock	4CZ8 Light Peacock
9011 Seagull	4858 Seagull

*Default finish on integrated power.

- Applies to:
- Curved screens
 - Freestanding screens

Tip: The following thin, light colored fabrics are not available on Flex curved screens:

Abacus
P122 Entasis
P126 Artifact
Alloy
P525 Polar
P526 Skim
P528 Tern
Charm
P505 Shell
P506 Mimosa
P508 Sparkle
Code
5FA5 Sea Salt
Latch
P601 Clam
P603 Zen
Optic
P541 Twinkle
P544 Shine
Flip: Orbit
5F91 Blizzard
Pianista
P420 Sand
P428 Flax
Sprite
5541 Snow

Price Group A

Sprite

Price Group 1

Abacus **E**
Alloy
Boccie
Buzz2
Charm
Link
Optic
Pianista*
Rhythm

Price Group 2

Bariolage
Cogent: Connect
Dovetail by Designtex
Flip: Orbit
Flip: TexHex
Fresco
Intersection
Latch
SoftNext
Stencil

Price Group 3

Billiard by Designtex

Price Group 6

Fusion

*Not available on freestanding screens

Select Surfaces

For information on products within Select Surfaces, including accent paints and fabrics from Designtex, Gabriel, Kvadrat, and Pollack, please refer to the *Surface Materials Reference Manual* or visit steelcase.com/surface-materials under the Select Surfaces section.

Custom Surfaces

Price Group COM (Customer's Own Material)

Fabric Approval and Yardage To confirm whether a particular COM material has already been tested for use on a specific Steelcase product or to determine actual yardage requirements:

- Visit www.steelcase.com

For additional information regarding Customer's Own Material, call 1.888.STEELCASE (1.888.783.3522) or send an e-mail to lineone@steelcase.com.

Resources

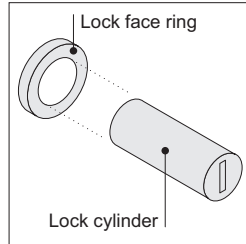
Lock and Keying Options	146
Style Number Index	148

Lock and Keying Options

Flex Active Frames

All locking products are standard with factory-installed, keyed-random locks. Consecutive, specific, and random keying are available as field-installed options.

Exceptions: Individual locking drawers are only available with field-installed locks. Overfiles are only available with factory-installed locks.



Locks consist of a factory- or field-installed lock cylinder and a factory-installed lock face ring.

Two types of locks are available — the standard keying system (FR series) and the master keying system (XF series). All the locks in the XF series can be opened with a single master key.

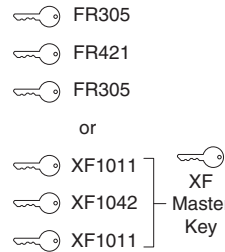
Factory-Installed Keying

Factory-installed locks are always key random (standard) or master key random (option). Key random means that the locks will be assigned arbitrarily at the factory with key numbers ranging from FR305 to FR999 (Master keying numbers: XF1001 to XF3000). All locks within a unit will be keyed alike.

Tip: Random keying can mean that different furniture units will have the same key number. If you must have all locks keyed differently, you should specify field-installed, key specific or key consecutive lock cylinders.

▶ See below.

Key Random



Required to Specify

Master key random +\$36 Specify with master key random.

Field-Installed Keying

Field-installed locks are only available on products that include factory-installed lock mechanisms.

Exception: Overfiles are only available with factory-installed locks.

Specify "plug" when specifying furniture, and the product will ship with a plastic plug in place of the lock cylinder.

Tip: For products with optional lock colors, make sure to specify the color for both the lock and lock face ring.

Front-removable lock cylinders must be specified separately. You must also order a special lock tool to install or remove lock cylinders in the field.

Tip: Lock tools are reusable. You do not need to order additional lock tools with every furniture order.

Lock cylinders will be shipped separately so that you can install the locks when you are ready.

Three keying choices are available for field installation—random (standard), specific, and consecutive. All three are also available with master keying, which means that all locks can be opened with a single master key.

Key random means that the locks will be assigned arbitrarily at the factory with key numbers ranging from FR305 to FR999 (Master keying numbers: XF1001 to XF3000).

Tip: Random keying can mean that different furniture units will have the same key number. If you must have all locks keyed differently, you should specify key specific or key consecutive lock cylinders.

Key specific means that you can specify any key number from FR305 to FR999 (Master keying numbers: XF1001 to XF3000). This option can be used to key all the furniture units in a workstation or department the same.

Tip: Designate the quantity per key number in your specification.

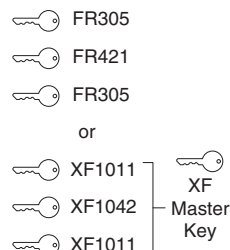
▶ See example at right.

Key consecutive means that you can specify lock numbers in a consecutive order to ensure that no two locks have the same key number until the key sequence repeats. You must select a beginning key number from FR305 to FR999 (Master keying numbers: XF1001 to XF3000).

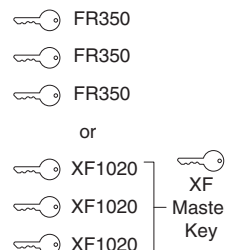
Example of a typical lock cylinder specification is shown below:

10	LOCKFR FR320
5	LOCKFR FR350
15	LOCKXF XF1100
30	Total
1	877102003SR standard lock tool
1	877102002SR master lock tool

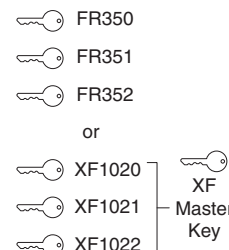
Key Random



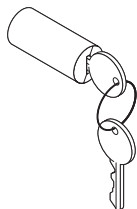
Key Specific



Key Consecutive



Lock Cylinders



Tip: Lock price is included in price of furniture with locks.

Standard Includes	Required to Specify
-------------------	---------------------

- | | |
|---|--|
| <ul style="list-style-type: none"> • Lock cylinder, keyed random • Two keys | <ol style="list-style-type: none"> 1 Style number 2 Lock finish
9201 Polished Chrome
9250 Ember Chrome 3 Options, if selected (see below) |
|---|--|

Options	U.S. Price	Required to Specify
---------	------------	---------------------

Key specific	No cost	Select key number from FR305–FR999.
Key consecutive	No cost	Specify <i>key consecutive</i> and must select beginning key number from FR305–FR999.
Master key random	+\$36 each	Specify master key random.
Master key specific	+\$36 each	Specify key number from XF1001–XF3000.
Master key consecutive	+\$36 each	Specify <i>master key consecutive</i> and must select beginning key number from XF1001–XF3000.

Specification Information	
---------------------------	--

<ul style="list-style-type: none"> • Style Number 	<ul style="list-style-type: none"> • U.S. Base Price
---	--

Tip: For replacement lock cylinders, refer to Service Parts.

FR Series (Standard Keying System)—Lock Cylinder

LOCKFR	No cost
---------------	---------

Standard Lock Tool

877102003SR	\$36
--------------------	------

Tip: You can change lock cylinders in the field by using the appropriate lock tool.

XF Series (Master Keying System)—Lock Cylinder

LOCKXF	No additional cost. Price included in price of furniture with master-keyed locks.
---------------	---

Master Lock Tool

877102002SR	\$36
--------------------	------



For Canadian Pricing

Multiply U.S. Price by the Canadian price factor.

▶ See page 1 for details.

Style Number Index

Style Number	Page	Description
877102002SR	147	Master Lock Tool
877102003SR	147	Standard Lock Tool
FLEXDOCK	102	Steelcase Flex Dock
FLXAFBKEND	122	Flex, Active Frame Bookend
FLXAFCLMGT	121	Flex, Active Frame Cable Clip
FLXAFCOATROD	122	Flex, Active Frame Coat Rod
FLXAFCTFRAME	133-134	Flex, Active Frame Work Island Frame
FLXAFCTFRAMEEXT	135-136	Flex, Active Frame Frame Work Island Ext
FLXAFCTWS	137	Flex, Active Frame Work Island Worksurface
FLXAFDOOR	120	Flex, Active Frame Door
FLXAFDISHAPE	129	Flex, Active Frame D-Shape Table
FLXAFFIXBOARD	117	Flex, Active Frame Fixed Board
FLXAFFRAME	114	Flex, Active Frame Frame
FLXAFFRAMEEXT	116	Flex, Active Frame Frame Extension
FLXAFFRAMEEXTT1	125	Flex, Active Frame Internal Media Ext
FLXAFFRAMEEXTT2	127	Flex, Active Frame External Media Tower
FLXAFFRAMEI1	125	Flex, Active Frame Internal Media Tower
FLXAFINF	118	Flex, Active Frame Infill
FLXAFINFCTR	138	Flex, Active Frame Center Infill
FLXAFMBRDCLIP	121	Flex, Active Frame Board Clip
FLXAFMCLMPPWR	132	Flex, Active Frame Clamp Power
FLXAFMPU	128	Flex, Active Frame Power Utility
FLXAFRECT	130-131	Flex, Active Frame Rectangle Table
FLXAFSHELF	119	Flex, Active Frame Shelf
FLXBCTBAT	100	Flex, Mobile Power Charging Cart
FLXBDRY	94	Flex, Acoustic Boundary
FLXBRK	110	Flex, Brakes for Hgt-Adj Desks
FLXBSK	107	Flex, Baskets
FLXBW	106	Back Privacy Wrap
FLXBW10	106	Back Privacy Wrap
FLXCBK4	109	Cable Brackets
FLXCC	108	Flex, Cable Catch
FLXCS	92	Flex, Curved Screen
FLXCSP	92	Flex, Curved Screen, Pair
FLXCT	108	Flex, Cable Tray
FLXCTBD	95	Flex, Board Cart
FLXCTBDPKG	95	Flex, Board Cart Package
FLXCTMD	96	Flex, Media Cart
FLXCTTM	95	Flex, Team Cart
FLXCUP	108	Flex, Cups
FLXDWR	105	Desk Mount Privacy Wrap
FLXDWR10	105	Desk Mount Privacy Wrap
FLXDWW	104	Desk Mount Privacy Wrap
FLXDWW10	104	Desk Mount Privacy Wrap
FLXERQ	74	Flex, Hgt-Adj Desks, Ext Height
FLXERQB	80	Flex, Hgt-Adj Bases, Ext Height
FLXEWS3	76	120° Height-Adjustable Desk
FLXFSAG	93	Flex, Freestanding Screen, Angled
FLXFSRQ	93	Flex, Freestanding Screen, Rectangle
FLXFWW	103	Freestanding Privacy Wrap
FLXFWW10	103	Freestanding Privacy Wrap
FLXMB	97	Flex, Markerboard
FLXMB4	97	Flex, Markerboard Package
FLXMBATPKG	99	Flex, Mobile Power
FLXMCC10	109	Magnetic Cable Clips
FLXMCC2	109	Magnetic Cable Clips
FLXMDADPT	111	Flex, Media Cart VESA Plate Adapter
FLXMDBSK	110	Flex, Media Cart Basket
FLXMDP	111	Flex, Media Cart Power
FLXMNT10	112	Magnetic Name Tag
FLXMNT2	112	Magnetic Name Tag

Style Number	Page	Description
FLXPH	107	Flex, Power Hanger
FLXPR1	101	Perch Stool
FLXPR4	101	Perch Stool
FLXSCTH	89	Single Table, Chevron
FLXSCTL	88	Single Table, Chevron
FLXSCTP	90	Single Table Pneumatic Height
FLXSLIM	86	Flex, Slim Tables, Stding-Hgt
FLXSLIMB	87	Flex, Slim Table, Stding-Hgt
FLXSRQ	74	Flex, Hgt-Adj Desks, Basic Height
FLXSRQB	80	Flex, Hgt-Adj Bases, Basic Height
FLXSRTH	89	Single Table
FLXSRTL	88	Single Table
FLXSRTP	90	Single Table Pneumatic Height
FLXSTAND	97	Flex, Stand
FLXSTMP	91	Single Table, Modesty Pane
FLXSWC3	78	120° Height-Adjustable Desk
FLXSWS3	76	120° Height-Adjustable Desk, Cable Tray
FLXWCT	109	120° Height-Adjustable Desk
FLXWMP	112	120° Modesty Panel
FLXWR	98	Flex, Wall Rails
FLXWRPKG	98	Flex, Wall Rail Package
FLXWTH	84	Flex, Stding-Hgt Work Tables
FLXWTHB	85	Flex, Stding-Hgt Work Tables, Base
FLXWTL	81	Flex, Seated-Hgt Tables
FLXWTLB	85	Flex, Seated-Hgt Tables, Base
FLXWTLWS	82	Work Tables-Seated Height
LOCKFR	147	Lock Cylinder
LOCKXF	147	Lock Cylinder
MGSGLD	91	Migration SE, Cable Bracket
OLCR	110	Cable Riser

Trademark List

™/® The following is a non-exhaustive list of trademarks and registered trademarks for products of Steelcase Inc. or one of its related corporate entities: Agree, Airtouch, Alight, Amia, Answer, Aspekt, Avenir, Await, B-Free, Ballet, Bassline, Bindu, Bivi, Bix, Bottomline, Brody, Buoy, Cachet, Campfire, Capa, CF Series, CG_1, Chord, Circa, Clipper, Cobi, Collaboration, Convene, Coupe, Cura, Currency, dash, Divisio, Duo, E-Table 2, Edge Series, Elbrook, Elective Elements, Embold, Empath, Everwall, Exponents, Folio, FrameOne, Gesture, Groupwork, Host, Hosu, i2i, Jenny, Kart, Kathryn, Kick, Lagunitas, Leap, Leela, LessThanFive, LiveBack, LiveSeat, Mackinac, Marien152, Max-Stacker, media:scape, Migration, Millbrae, Mineral, Mitra, Montage, Montara650, MoreThanFive, Move, Node, Ocular, Ology, Opus, Paperflo, Passerelle, Player, Pocket, Potrero415, QiVi, Radia, Regard, Relay, Reply, Ripple, Roam, Sarto, Scoop, Sebastopol, Senti Series, Senza, Shortcut, Sidewalk, Siento, Sieste, SILQ, Soffio, Sorrel, SOTO, Steelcase Eclipse, Steelcase Flex, Steelcase Karman, Steelcase Relay, Steelcase Rise, Steelcase Series, Surround, SW_1, Switch, Sync, Tava, Tenor, Think, Thoughtful, Thread, Together, Train, Trees, Turnstone, Umami, Underscore, V.I.A., Verb, Verge, Verlay, Victor2, Visalia, WorkValet, and X-tenz.

™/® The following are trademarks or registered trademarks of AMQ Solutions, LLC: 3F, Activ, Amobi, Bixby, Bodi, Cluvo, Concur, Embank, FL-X, Iline, Jaku, Kinex, Personality Plus, Revi, S-Series, Siya, Tektis, Tizu, Uptake, and Zilo.

™/® The following are trademarks or registered trademarks of Orangebox Ltd., Cardiff, UK: Air3, Aspect, Avi, Away from the Desk, Border, Campers & Dens, Coppice, Cubb, Kirm, On the QT, Ramsey, Skomer, Sully, Track-B, and Vale.

™/® The following are trademarks or registered trademarks of Viccarbe Habitat, S.L.: Aleta, Cambio, Designed in The Sun, Foro, Funda, Holy Day, Kelly, Last Minute, Noha, Savina, Sistema, Sistema, Viable, and Wrapp.

® The following are registered brands of Steelcase Inc. and its family of companies: Steelcase, AMQ, Coalesse, Designtex, Halcon, Orangebox, Smith System, and Viccarbe.

® The following registered trademarks are under license from AWI Licensing Company, Dover, DE: SoundScapes, DuraBrite, BioBlock, and Armstrong.

® The following registered trademarks are under license from Byrne Electrical, Rockford, MI: Interport, Mini-Port, Axil Z, and Ellora.

® The following is a registered trademark of DuPont, Wilmington, DE: Corian.

® The following is a registered trademark of Genlyte Thomas Company, Louisville, KY: Lightolier.

® The following is a registered trademark of Hilti Corporation, FL-9494 Schaan, Principality of Liechtenstein: Hilti.

® The following is a registered trademark of Leviton Manufacturing Company, Little Neck, NY: Decora.

® The following is a registered trademark of Mechanical Plastics Corp, Elmsford, NY: Toggler.

® The following is a registered trademark of Microsoft Corporation, Redmond, WA: Microsoft.

® The following are registered trademarks of Orangebox Ltd., Cardiff, UK: Orangebox.

® The following is a registered trademark of Panduit Corporation, Lockport, IL: Panduit.

® The following is a registered trademark of Trav (Press), Cuneo, Italy: Assisa.

® The following is a registered trademark of Virtual Ink, Boston, MA: mimioActive.

® The following registered trademarks are under license from Wilkhahn Furniture Products: Avera, Senzo, Versal, and Wilkhahn FS.

® The following are registered trademarks of Polyvision Corp: Flow, Motif, Polyvision, Sans, and Serif.

® The following is a registered trademark of Wilsonart International, Temple, TX: Chemsurf.

® The following is a registered trademark of Wiremold, West Hartford, CT: Wiremold.

® The following is a registered trademark of EMU Group S.P.A., Perugia, Italy: EMU.

® The following is a registered trademark of Security People, Inc.: Digilock.

® The following are registered trademarks of Natural Capital Partners Europe Limited: CarbonNeutral and the CarbonNeutral Certified logo.

™ The following is a trademark of Microsoft Corporation, Redmond, WA: Windows.

™ The following is a trademark of Rodman Industries, Inc., Oconomowoc, WI: ResinCore1.

™ The following is a trademark of Ultrafabrics, LLC, Elmsford, NY: Ultraleather.

™ The following trademarks are under license from Wilkhahn Furniture products: Cana, Linus, Logon, Picto, Range, Stitz, Thema, Timetable, and Tubis.

™ The following trademarks are under license from Walter Knoll: Andoo, Bob, Lazlo, Lox, Ribbon, and Together.

™ The following trademarks are under license from PP Mobler: Bar and Flag Halyard.

™ The following trademarks are under license from Carl Hansen: Elbow, Paddle, Shell, Wing, and Wishbone.

™ The following trademarks are under license from Cambridge Sound Management, LLC Cambridge, MA: QtPro Soundmasking, Qt Quiet Technology, and Sonet Qt.

™ The following is a trademark of Electri-Cable Assemblies, Shelton, CT: Interact.

™ The following is a trademark of Clestra Hauserman: IRYS.

™ The following is a trademark of Wiesner-Hager Möbel GmbH: Nooi.

™ The following are trademarks of Polyvision: Accord, a3, e3, Boundri, and Nota.

™ The following is a trademark of Bostock Company, Inc: SnapCab.

™ The following is a trademark of Williams-Sonoma, Inc: West Elm.

™ The following is a trademark of Elena Marquina Testor: nanimarquina.

™ The following is a trademark of Forbo International SA: Forbo.

Trademarks used herein are the property of Steelcase Inc. or their respective owners.