

Steelcase

## Steelcase Eclipse Light

The Steelcase Eclipse Light transforms both residential and commercial environments, allowing users to both look and feel their best during remote collaboration – no matter where they're working. By offering wireless charging for personal devices, superior color performance and the ability to reposition the light where it's most needed, the Steelcase Eclipse Light illuminates new ways to work and collaborate.



## Statement of Line

### LECLIPSE

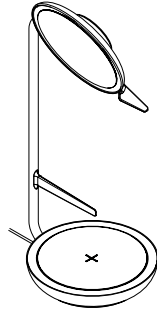
One Style Number, Two Modes



Eclipse Light in video orientation






Eclipse Light in task orientation



The second generation Steelcase Eclipse Light has a "+" symbol on the base to indicate wireless charging compatibility.

## Surface Material Offerings

	<b>Pearl Snow</b> ZW01
	<b>Clay</b> 4239
	<b>Black Matte</b> 4135

## Features + Adjustability

Innovative, multi-functional and highly adjustable, the Steelcase Eclipse Light empowers employees to feel good and be their most productive at work, either virtually or in person. Its 15W silicone charging pad effortlessly powers cellphones, earbuds and more.

Flicker-Free technology and superior color performance make shadows disappear and reduce eyestrain, illuminating the worksurface or user. The kickstand supports mobile devices in landscape or portrait, and a copper tinted mirror helps users join calls with confidence.

<b>Average Rated Lamp Life</b>	40,000 hours
<b>Color Temperature</b>	3500
<b>Color Rendering Index</b>	Rated 96+
<b>Dimming</b>	0% to 100%
<b>Light Engine</b>	LED
<b>Light Head Pivot</b>	Arm 180°, Light head 300°
<b>Wattage</b>	15W wireless charging
<b>User Control</b>	On/off dimmer slides clockwise to allow users to customize light levels
<b>Mobile Device Kickstand</b>	Supports device in landscape or portrait
<b>Flicker-Free</b>	.14% reduces eye strain and headaches
<b>Fidelity Gamut Index</b>	TM-30 RF92 and RG99
<b>Lumens</b>	200
<b>Mirror</b>	Copper tinted 5 1/4" mirror

