



# NEXT STUDENT DESIGN COMPETITION

Official Overview & Program 2023

Steelcase®

# Index

**01 Client Information**

**02 Design Considerations & Needs**

**03 Programming Information**

**04 Resources**

# Client Information

---

# NEXT Overview

NEXT is a progressive and global architecture and interior design firm based in Los Angeles, California. We were founded in 1976 and continue to innovate and work with leading clients around the world in corporate workplace, healthcare, education, aviation, hospitality and sports. We have 27 office locations around the world and are looking to expand to more locations in the next couple of years. We have 3000 employees.

We value our team and hire people with a growth and learning mindset. We embrace all walks of life and value the creativity everyone brings to our organization.

We are committed to enhancing people's lives through our designs and continue to put sustainability, diversity, equity and inclusion at the forefront of what we do for our company and the communities we serve.

NEXT is a single profit center where we work collaboratively with each other in all our offices. We pick the best teams from a variety of our offices to collaborate with each other so that we can provide our clients with the best talent and targeted design solutions.

NEXT is opening a new office in Dallas, Texas. We have several clients based in this area and it's important for us to build new workplace locations where we can connect in a meaningful way with our clients.

We would like to create a design taskforce team that ensures new ideas and creativity by asking YOU to be on our committee in developing the overall design for this new office.

You have been working with us for 2 years as an intern and junior designer and we value the fresh perspective you bring. We want you to imagine a new space and not be bogged down with replicating the designs of our previous offices or the images you see from our design firm competitors.

We know that Gen Z is reshaping the workplace and will represent approximately 30% of the global workforce by 2025. Your generation will play a big role in shaping attitudes and perceptions in the workplace. We want to know what YOUR generation would want in a future office that will also consider the functional needs and experiences of the entire team who represent other generations. The following is the current breakdown of NEXT employees (today) by generation/age:

- 55 – 64 7%
- 45 – 54 18%
- 35 – 44 26%
- 25 – 34 25%
- 24 minus 24%

We would like our new space to reflect our company brand and culture and draw inspiration from the local region.

**PLEASE NOTE:** The company brand and culture is up to the interpretation of the student. We are interested in hearing/seeing what brand/culture is appealing and resonates with the next generation of designers. It is important that our team has a place that supports the work that they they do, enhances collaboration with teammates across the globe, and a place where they are proud to invite their friends, families and the local community.

We have decided that we will be partnering with Steelcase to provide the furnishings for this new location, because of Steelcase's commitment to innovation, diversity, equity, inclusion, and sustainability. The leaders of our company value the research Steelcase has provided for hybrid work and want you to learn more and incorporate these ideas in the design of the new space. We feel strongly that we want to partner with companies that match our core values.

We are committed to designing this new workplace in Dallas as a destination for everyone to be collaborative and support how we work with our each other and our clients for the future.

# NEXT Overview

*Please note, NEXT is a fictitious organization. The site is real, though some dimensions and details may have been modified for this student design competition.*

## Location

2601 Victory Ave  
Suite 300  
Dallas, TX 75201

## Lease Space

3rd floor (approximately 11,000 SF)  
30-foot ceilings (next floor above is 5th floor)

## Building Information

<https://www.victorycommonsone.com/>

## Scope

Plan and design NEXT's new Dallas office, measuring approximately 11,000 SF with a required mezzanine to be added (mezzanine minimum is 1,000 SF and a maximum of 4,000 SF). Do not plan, design or alter building core elements, such as restrooms, elevators, building stairs, and utility rooms labeled NIC (Not in Contract) which are shaded on the floorplan.

## Building Information

1. The building is in Dallas, Texas. The project space is approximately 11K SF on the 3rd floor.  
**30-foot ceilings (next floor above is 5th floor)**
2. Interior core walls are drywall and extend to the ceiling deck. Students many assume that Mechoshades have been provided on all exterior glazing by the building for sun control within the space. The shading can be changed on the interior if another solution meets the student's design intent.

The building flooring is concrete and can be penetrated as required for electrical and plumbing. No power poles allowed in the space. Concrete can be treated and used as the final flooring or other materials can be added to the concrete.

3. All existing corridor doors, exterior glass, restrooms, stairwells, elevators, building shafts and columns to remain in existing location. Columns can be re-clad in a new material if desired.
4. All door openings shall be a minimum of 3'-0" wide and follow all regulatory guidelines.
5. All design solutions must meet ADA requirements at minimum and should exhibit Universal Design Principal Solutions.



# Design Considerations & Needs

---

# Design Drivers

## Key Factors

Goals for NEXT's space include:

- Recruit and retain top design talent.
- Encourage cross-generational mentoring.
- Increase employee wellbeing, experience, engagement, and collaboration.
- Utilize technology integrations to address seamless connectivity between global office teams and locations, those working from home, and clients.
- Enable community outreach, including hosting student events and industry partners.



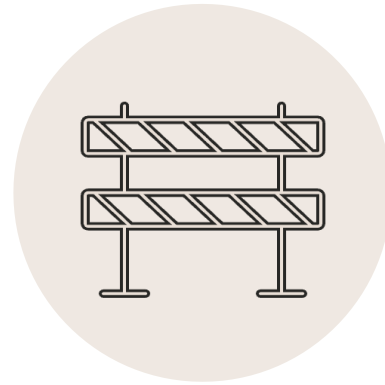
# Design with, *not just for*

Inclusive design uses participatory methods to create new ways for **traditionally excluded users** to participate in activities of their choice.

When successful, inclusive design leverages diverse lived experiences and perspectives to enhance experience and empower participation.



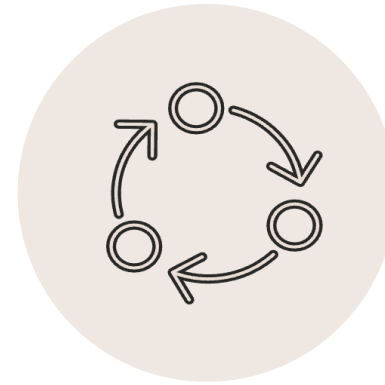
# Inclusive Design Principles



## Recognize Exclusion, Understand Barriers

Explore the barriers + aspirations of traditionally excluded communities through collaboration and partnership.

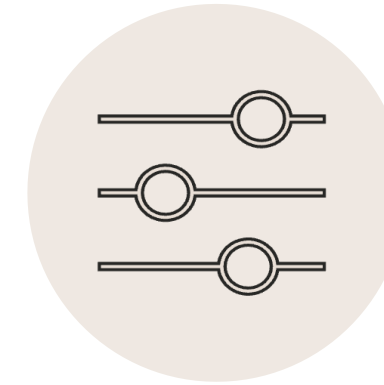
Recognize that spatial needs vary, and generate ideas that consider the full range of human difference



## Include, Listen + Evolve

Integrate a diverse group of people into the design process. Embrace different perspectives and be intentional to include various ages, cultures, disabilities, races, gender, level of education, neurodiversity, etc.

Leverage feedback to impact the outcome. Commit to observe, test, iterate, and evolve.



## Create Equitable Experiences

Strive for equity and equitable experiences, and reimagine “one size fits all” solutions.

Design for the individual, while exploring how it scales to address many needs.



## Design to Empower + Accommodate

Empower personal autonomy, as well as individual choice and control by creating a diverse ecosystem of spaces.

Build flexible and responsive spaces that ensure ease + dignity.

## **Space**

- Inspiring, innovative, inclusive, thought provoking, fun, functional, flexible, and collaborative.
- Mixture of individual and group spaces.
- Mixture of open, shielded, and enclosed spaces.
- Provide a balance between owned/assigned private offices and workstations that are unassigned.

## **Technology**

- Provide state of the art technology that can adapt with technological advances.
- Incorporate power & connective technology throughout, offering users the flexibility to work wherever they want.
- Office is fully Wi-Fi enabled.
- Provide various opportunities for virtual distributed collaboration, as this is a daily necessary activity for all employees.

## **Lighting**

- Variety of lighting levels should be considered for the appropriate space type.
- Consider lighting solutions that promote wellness.
- Maximize natural light for connection to outdoors and views, while also providing flexible features to limit glare and distractions.

## **Acoustics + Privacy**

- Limit distractions with visual separation
- Utilize sound absorbing materials
- Intentional separation between open and secure spaces
- Acoustical privacy for confidential collaboration + sharing sensitive information

## **Wellbeing**

Wellbeing is a guiding principle when designing for the workplace. The new NEXT space should approach wellbeing in a holistic way, considering not only the physical needs of employees but also their emotional and cognitive needs. Offer a variety of postures such that users may stand, sit, lounge, and walk throughout the day. Finally, be sure to shape an environment that supports positive emotions, employs meaningful safety factors, fosters a connection between users, their in-person as well as remote colleagues, and the NEXT organization.

For further information on wellbeing in the workplace visit: <https://www.steelcase.com/research/articles/topics/wellbeing/wellbeing-a-bottom-line-issue/>

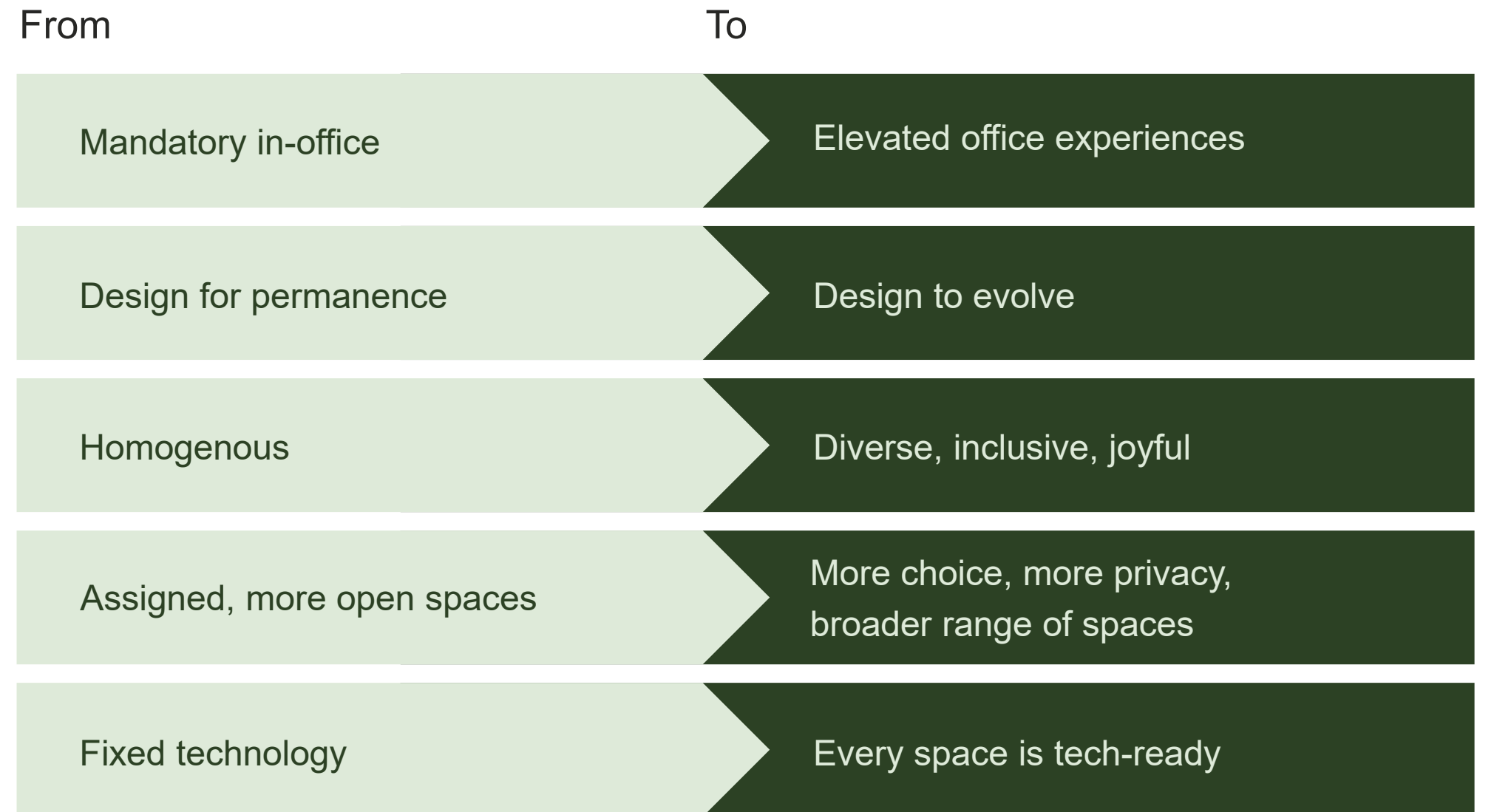
# Emerging Workplace Tensions

Hybrid work creates a new set of tensions the workplace must address.




# Workplace Shifts

Hybrid work creates a new set of tensions the workplace must address.



# What people need and expect now

- **Belonging**  
A sense of community, trust, and shared purpose
- **Control**  
More choice and control over where, when, and how they work
- **Productivity**  
Support in-office and remote workers more equally to focus, collaborate and build relationships
- **Comfort**  
Places to rejuvenate and support wellbeing
- **Safety**  
Be and feel physically and psychologically safe

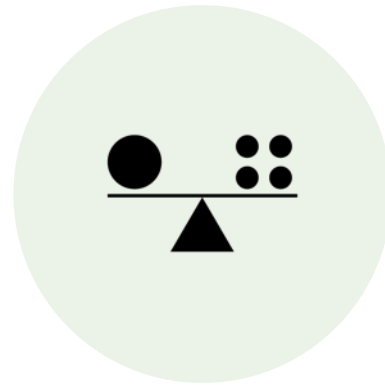


# What organizations need

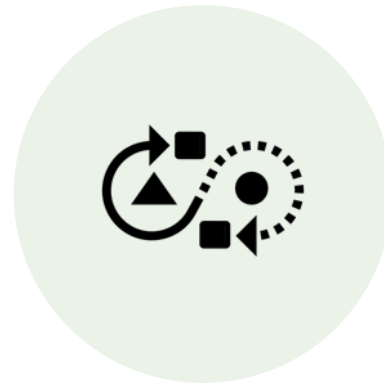
- **Resilience**  
Overcoming adversity, managing constant change, continuous learning
- **Community**  
Connection to culture, voice of the employee, inclusion, engagement
- **Purpose**  
Shared vision, direction + clarity, shared leadership
- **Social Capital**  
Trust, accountability, transparency
- **Innovation**  
Creativity, ability to take risks, effective processes



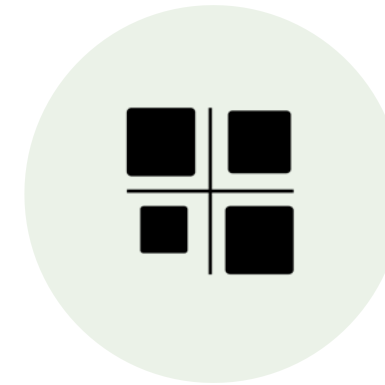
# Design Principles



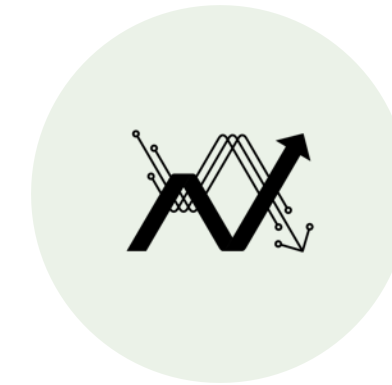
**Me+We**



**Fixed to Fluid**



**Open + Enclosed**



**Braiding  
Digital + Physical**



# Me + We

Team homebases create an organic feel.

People can flow between focus work and collaboration.





# Fixed to fluid

Modular, movable and multi-use.

Support different types of work and adapt easily when needs change.



# Open + Enclosed

Collaboration in more open areas increases transparency and builds trust.

More access to private spaces provides for focus work and solace.



# Braiding Digital + Physical

Support teams working remotely and side-by-side.

Pay attention to cameras, acoustics, technology, space + lighting.

# Programming Information

---

Currently, there are **(46)** total NEXT employees that will utilize this new office in Dallas.

## **Requirements for this space**

### **Architecture & Design Staff– 31 people**

Architects (8)

Interior Designers (19)

Design Researcher (1)

Workplace Strategist & Consulting (1)

Intern (2)

### **Management – 8 people**

Managing Director (1)

Studio Director (3) – One each that leads Corporate, Education and Healthcare. They are responsible for staffing the projects and ensuring projects run smoothly. They work closely with their team, Design Director partner, and project coordinator.

Design Director (3) – One each that leads Corporate, Education and Healthcare. They are responsible for the overall design direction for the projects in their studio. They work closely with their team, Studio Director partner, and project coordinator.

Sustainability Director (1) – works with the entire office when needed to help provide guidance and deeper expertise.

### **Support Team – 7 people**

Human Resources manager (1)

Information Technology/BIM director (1)

Marketing & Graphic design (1)

Receptionist (1)

Project coordinator for Corporate (1)

Project coordinator for Healthcare (1)

Project coordinator for Education (1)

### **Flex Spaces for visitors from other offices**

6 workspaces needed

There are three design studios in the Dallas location that are divided into Corporate Workplace, Healthcare and Education. The leaders of each of these studios focus on their sector; however, some architects and designers support other studios outside their studio specialty. This helps the firm during slower times but also gives the team an opportunity to learn about other client sectors and enhances collaboration. NEXT prides itself on learning and implementing key trends from a variety of vertical markets into other sectors.

The leaders from the Los Angeles headquarters as well as teammates from other global locations will visit this office regularly. They will stay in town for 2-3 days to collaborate in person with the local team and meet with their clients. It is important to us that they feel as welcome in this location as they would in their own city and have access to all the same tools, resources and technology to do their work successfully.

NEXT will implement a hybrid workplace strategy for their employees to allow ultimate flexibility in both working from home or from the office based on individual needs. NEXT will encourage their employees (“NEXT’ers”) to work in the office (4 of 5 days) of the work week as we are realizing that being in person with each other helps to amplify social connections, build trust and increase innovation. As leaders, we want you to help design a space that increases this for our team and welcome your ideas to encourage employees to come into office more.

# NEXT Spaces

	Reception	Private Offices	Workstations
Quantity	1	8	37 individual workstations + 6 visitor workstations
Space Allocation	Approximately 300 sq ft	Approximately 120 sq ft	Approximately 36 - 48 sq ft
Function	<p>A welcoming space to greet and host clients that are waiting for their meeting with the design team. The space should convey NEXT's brand identity as well as show client examples for projects that have been completed in the past as an advertisement.</p> <p>A full-time receptionist will reside in this space. The receptionist needs a work desk, ergonomic task chair, computer with monitor and phone.</p> <p>Provide a custom-built reception desk. Provide seating for 4-6 guests.</p> <p><b>This area is <u>required</u> to be one of the renderings provided.</b></p>	<p>Offices are assigned to each person on the Management team. They engage in confidential phone calls and meetings. They do not need visual privacy and prefer to have open transparency and sight lines to the team.</p> <p>Design an office that allows for focused work as well as the ability to collaborate with 1-2 guests, storage for personal belongings, 2 monitors, a laptop, whiteboard and pin up space. welcome to use their offices for smaller client meetings.</p> <p><b>Provide THREE different office layouts. NEXT wants to promote individualization for each person and give them the ability to choose the best solution for the way they like to work.</b></p>	<p>Workstations that allow people to focus as well as collaborate with adjacent teammates. Each space to have 2 monitors, laptops, and storage for personal belongings. Provide adequate space for teams to review rolled drawings, view each other's monitors, and finish samples.</p> <p><b>NEXT requires the adjacency of the Project Coordinators with their assigned Studio and Design Directors. The architects and interior designers like to be intermingled with each other. The Human Resources manager needs access to a space for confidential conversations and would like to be away from the reception area.</b></p> <p><b>This area is <u>required</u> to be one of the renderings provided. Provide a view into one of the Studio areas that best shows your overall design intent</b></p>
Lighting	<p>Energy efficient direct/indirect lighting recommended. Make fixture recommendations.</p> <p><b><u>Reflected ceiling plan required for this area.</u></b></p>	<p>Direct/indirect lighting, supplemented by individual task lighting. Make fixture recommendations.</p>	<p>Direct/indirect lighting, supplemented by individual task lighting. Make fixture recommendations.</p>
Furniture	<p>As needed, choose the most appropriate Steelcase Inc. product(s) for this space based on the client's vision and needs.</p>	<p>Choose the most appropriate Steelcase Inc. product(s) for this space based on the client's vision and needs.</p>	<p>Choose the most appropriate Steelcase Inc. product(s) for this space based on the client's vision and needs.</p>
Construction		<p>Minimal use of drywall to divide space. Consider the use of Steelcase Inc. Architectural wall solutions. A minimum of one wall should incorporate glass for visibility in and from the space. Acoustics must be taken into consideration for this space.</p>	

# NEXT Spaces

	Client Presentation Room – Seat 16 people	Meeting Rooms – Seat 6-8 people	Huddle Rooms - Seat 2-4 people
<b>Quantity</b>	1	2	4
<b>Space Allocation</b>	Seats 16 people. Square footage not given to provide design flexibility.	200-250 sq ft	100-150 sq ft
<b>Function</b>	<p>This space needs to support a minimum of 16 people and is used for large client presentations, some vendor presentations, and some internal team Studio meetings. Provide pin-up space, layout surface for presentations, and a hospitality counter for food and beverage.</p> <p>NEXT employees often collaborate with their client and teammates all over the world and a need large multiple screens for Zoom and Microsoft teams calls. They want to see people's faces on the screen as well as view the design presentation drawings and content.</p>	<p>This space needs to support 6-8 people and is used for smaller client presentations, some vendor meetings and internal team meetings. Provide whiteboard, pin-up space, layout surface for presentations, and a hospitality counter for food and beverage.</p> <p>Needs to be optimized for video calls and content sharing.</p>	<p>This space needs to support 2-4 people and is used for smaller internal team meetings. Provide layout surface for drawings and reviewing finishes.</p> <p>Needs to be optimized for video calls and content sharing.</p>
<b>Lighting</b>	Direct/indirect lighting; Make fixture recommendations. All lighting choices should be energy efficient selections. Adjustability for presentations.	Direct/indirect lighting; Make fixture recommendations. All lighting choices should be energy efficient selections. Adjustability for presentations.	Direct/indirect lighting; Make fixture recommendations. All lighting choices should be energy efficient selections. Adjustability for presentations.
<b>Furniture</b>	Choose the most appropriate Steelcase Inc. product(s) for this space based on the client's vision and needs.	Choose the most appropriate Steelcase Inc. product(s) for this space based on the client's vision and needs.	Choose the most appropriate Steelcase Inc. product(s) for this space based on the client's vision and needs.
<b>Construction</b>	Minimal use of drywall to divide space. Consider the use of Steelcase Inc. Architectural wall solutions. A minimum of one wall should incorporate glass for visibility in and from the space. Acoustics must be taken into consideration for this space.		

# NEXT Spaces

	Small Meeting or Phone Room	Work Cafe	Training Classroom
<b>Quantity</b>	4	1	1
<b>Space Allocation</b>	36-48 sq ft	Approximately 800 - 1000 sq ft	Size flexible
<b>Function</b>	<p>Smaller room or privacy pod to accommodate one person for 1-2 hours maximum.</p> <p>This is a place where employees can take a private phone call or video call away from the open plan workplace. They can also use it for a touchdown space in a quiet setting for focused individual work.</p>	<p>A communal and social space where employees can enjoy a meal together or alone. Coffee and espresso machines, sparkling water bar, organic snacks, microwaves, sink, dishwasher and refrigerators are provided. Storage needed to house cups, utensils, paper products, etc.</p> <p>This space needs to be multi-purpose as teammates also use this space to get work done. They can step away from their primary workspace and either take a break or continue to work. Provide adequate spaces for power as employees can use their laptops in any of the space within the office. Provide different types of seating to accommodate a variety of choices.</p> <p>This area also serves an alternate meeting space that can host larger groups and social functions. Provide enough space to add flexible stackable seating and counter space to service catered buffet style meals on occasion.</p> <p><i>Food preparation spaces are not needed for this project.</i></p>	<p>This space needs to support 40 people in a classroom style layout but also be flexible to allow different room configurations when needed. It is used as a training and multi-purpose room.</p> <p>This area holds all staff meetings, internal training meetings, and larger vendor presentations.</p> <p>NEXT leaders want you to use some of Steelcase Education products in this room to demonstrate to their Education clients an active learning environment.</p> <p>Provide movable whiteboards and technology throughout this room. Chairs and tables need to be mobile and easily moved by most individuals.</p>
<b>Lighting</b>	Direct/indirect lighting; Make fixture recommendations. All lighting choices should be energy efficient selections.	<p>A combination of lighting sources is recommended. All selections should be energy efficient.</p> <p><i>Fixture selections and <u>reflected ceiling plan required.</u></i></p>	Direct/indirect lighting; Make fixture recommendations. All lighting choices should be energy efficient selections. Adjustability for presentations.
<b>Furniture</b>	As needed, choose the most appropriate Steelcase Inc. product(s) for this space based on the client's vision and needs.	Choose the most appropriate Steelcase Inc. product(s) for this space based on the client's vision and needs.	Choose the most appropriate Steelcase Inc. product(s) for this space based on the client's vision and needs.
<b>Construction</b>			



# NEXT Spaces

	Mother's Room	Wellness Room	Resource Center
<b>Quantity</b>	1	1	2
<b>Space Allocation</b>	80- 100 sq ft	80-100 sq ft	150 sq ft
<b>Function</b>	<p>Provide a visually private, lockable space that is for mothers who are nursing. Adequate worksurface space for nursing pump equipment, mini-refrigerator to house milk as well as easy access to power to plug in mechanical pump. Consider comfortable and functional furniture.</p> <p>Create a relaxing environment and sanctuary.</p>	<p>Creative work requires many brain modes. These rooms allow people to balance active group work with solitude and individual think time. Consider a space that is shielded or fully enclosed to manage stimulation.</p> <p>This room is used by employees to relax or rejuvenate. Provide lounge seating that promotes personal comfort.</p>	<p>The Resource Center serves at a copy/print, mail, and storage room as well as a recycling center. (2) copier/printers, (1) large format plotter, (1) recycling station, mailboxes or mail trays, and counter space is required as well as storage for general office supplies. This is also where received packages are temporarily stored.</p>
<b>Lighting</b>	Students should research the best lighting solutions for this room; however, consider subdued, user controlled (dimmable) lighting and make energy efficient fixture recommendations.	Students should research the best lighting solutions for this room; however, consider subdued, user controlled (dimmable) lighting and make energy efficient fixture recommendations.	Direct/indirect lighting; Make fixture recommendations. All lighting choices should be energy efficient selections.
<b>Furniture</b>	Choose the most appropriate Steelcase Inc. product(s) for this space based on the client's vision and needs.	Choose the most appropriate Steelcase Inc. product(s) for this space based on the client's vision and needs.	As needed, choose the most appropriate Steelcase Inc. product(s) for this space based on the client's vision and needs.
<b>Construction</b>	Consider <b>acoustically sound</b> traditional construction	Consider <b>acoustically sound</b> traditional construction	

# NEXT Spaces

	Design Library	Innovation Lab & Model Shop	Wildcard Space
<b>Quantity</b>	1	1	1
<b>Space Allocation</b>	Approximately 200-300 sq ft	200-250 sq ft	Varies – To be determined by student designer
<b>Function</b>	<p>A space to house “physical” finish materials and samples. NEXT has considerably downsized the library over the past couple of years to utilize manufacturer’s websites when needed and to encourage sustainability practices by only ordering what is needed per project rather than housing everything from each manufacturer (furniture, fabric, flooring, etc.)</p> <p>Provide a storage system to hold samples, adequate counter space to showcase multiple finish layouts, digital display for manufacturer’s representatives to share information and provide presentations, and seating for a minimum of 6 people to pull up for shorter meetings. Some reps will bring in refreshments for the meeting so provide a hospitality area for food and beverages. NEXT will also have some clients who will want to re-select finishes in a collaborative environment.</p>	<p>This is a maker space design lab where designers can play and prototype ideas together. It promotes experimentation and innovation.</p> <p>This space holds a 3D printer, table saw, laser cutter, raw materials, and a variety of tools.</p> <p>While most designs are created in REVIT software, some clients request physical models to understand buildings, interiors and landscapes.</p>	<p>What element is missing from NEXT to make it unique and bring your design concept/inspiration to life while also addressing the NEXT objectives?</p> <p>In the remaining space, design something unique for NEXT.</p>
<b>Lighting</b>	Direct/indirect lighting; Make fixture recommendations. All lighting choices should be energy efficient selections. Adjustability for presentations.	Direct/indirect lighting; Make fixture recommendations. All lighting choices should be energy efficient selections.	To be determined as appropriate by student designer
<b>Furniture</b>	As needed, choose the most appropriate Steelcase Inc. product(s) for this space based on the client’s vision and needs.	As needed, choose the most appropriate Steelcase Inc. product(s) for this space based on the client’s vision and needs.	As needed, choose the most appropriate Steelcase Inc. product(s) for this space based on the client’s vision and needs.
<b>Construction</b>			

# NEXT Spaces

	ADD a Mezzanine level	ADD a Monumental/ Connecting Staircase
Quantity	1	1
Space Allocation	Minimum of 1,000 sq ft – Maximum of 4,000 sq ft	Varies – To be determined by student designer
Function	<p>NEXT would like to take advantage of the 30-foot ceilings and create a mezzanine level within their space. The amount of SF created within the required range (1,000 SF – 4,000SF) is to be determined by the student as well as what spaces / adjacencies use this added spaces. In addition to creating a mezzanine and connecting/monumental staircase; students will also need to provide an adequate lift to meet ADA/regulatory requirements.</p> <p><b>This area is <u>required</u> to be one of the renderings provided.</b></p>	<p>With the NEXT office space having a required mezzanine, this provides the opportunity for volumetric creativity and connectivity within the project scope. You need to design a monumental stair to connect the two floors.</p> <p>This connecting/monumental staircase can be added anywhere within the project area that is in scope. It should meet code and support the student’s design intent and functional flow of the space on both floors.</p> <p><b>This area is <u>required</u> to be one of the renderings provided. Provide a view into one of the Studio areas that best shows your overall design intent.</b></p>
Lighting	To be determined as appropriate by student designer	To be determined as appropriate by student designer
Furniture	As needed, choose the most appropriate Steelcase Inc. product(s) for this space based on the client’s vision and needs.	N/A
Construction		To be determined by student designer

# Resources

---

**NEXT:** *Student Design Competition*

**Design Resource ideas (not limited to):**

- [Steelcase.com](https://steelcase.com)
- [Spaces.steelcase.com](https://spaces.steelcase.com)
- [Steelcase Planning Ideas](#)
- [Hybrid Workplace Guide](#)
- [Work Better Spaces](#)
- [Steelcase What's New](#)
- [Hybrid Collaboration Collection](#)

**Research Resource ideas (not limited to):**

- [Steelcase Research](#)
- [Work Better Research](#)
- [Inclusive Design](#)
- [Unleashing team creativity](#)
- [ADA and Inclusive Design](#)



# Disclaimer

By entering the Steelcase “NEXT” Student Design Competition, Entrant (and their university) agrees, acknowledges and understands that all Submissions may be posted on the Steelcase Inc. website, within Steelcase Work Better publications or used in future promotional campaigns for viewing by the general public and grants Steelcase Inc. in perpetuity a royalty-free, worldwide, non-exclusive license to publish, display, reproduce or otherwise use the Submission for Steelcase Inc. and its designees in its sole discretion whatsoever and without further notice or compensation.

Steelcase Inc. does not guarantee the posting of any Submission and reserves the right not to post a Submission for any or no reason.

All Entrants’ Submissions become the property of Steelcase Inc. and will not be returned to the Entrant. Steelcase Inc. is not responsible for any lost or altered files when submissions are uploaded.

