

# Wood Casegoods and Tables Specification Guide

## Availability

**Electronic price list updated** with release 200.E (U.S.) and 156.E (Canada), dated February 20, 2023.

All specifications subject to change without notice. Reference the electronic catalog/Hedberg for current pricing.

*Tip: Steelcase Marketing Resources is a new global platform for ordering Steelcase marketing materials that replaces Adstock.*

View or download Steelcase Specification Guides at <https://steelcase.s4mrc.com/na/spec-guides/individual-spec-guides?limit=30&p=1>

Transitional products in this specification guide are **maintained for existing customers only** and are likely to be phased out over time. These products are indicated with a **T**. Products that are scheduled to be culled are indicated with an **X**, followed by the last order entry date.

## Surface Materials

**The surface materials team** has announced the launch of the Finish Library, found at <https://finishlibrary.steelcase.com/>.

► For a list of all trademarks, refer to the last page of this specification guide. © 2023 Steelcase Inc.

## Working With This Specification Guide

Ten Tips: How to Get the Most Out of This Book	2
Additional Resources	4

## Casegoods

Currency Enhanced	5
Slim Leg HAD	167

## Conferencing, Tables, and Storage

Convvene	197
Verlay	289
Bassline	347
Campfire	393

## Divisio Side Screen

Divisio Side Screen	417
---------------------	-----

## Power and Communication Accessories

Power and Communication Accessories	421
-------------------------------------	-----

## Victor2

Victor2	433
---------	-----

## Lighting

Lighting	443
----------	-----

## Surface Materials

Surface Materials	453
-------------------	-----

## Resources

Resources	477
-----------	-----

### Lock and Keying

Currency Enhanced and Convvene	478
--------------------------------	-----

### Wood Touch-Up Kits

Wood Touch-Up Kits	480
--------------------	-----

### Style Number Index

Style Number Index	482
--------------------	-----




## For Canadian Pricing

Canadian factor can be found at [www.steelcase.com/CADpricing](http://www.steelcase.com/CADpricing). Calculate in the following order to avoid rounding errors:

- Multiply the base price and each option by the Canadian factor.
- Round each to the nearest dollar.
- Add base and options for total list price.


# Ten Tips: How to Get the Most Out of This Book

## Tip 1



**Watch** the tabs on the right-hand edges of the pages. They'll always indicate which chapter you are in.

## Tip 2



**Use the Statement of Line pages** for an overview of the available components, their sizes, and page references for additional information. Each *Understanding* chapter includes a statement of line after the table of contents.

## Tip 3



**Find cross references** by looking for page numbers flagged with an arrow.

## Tip 4

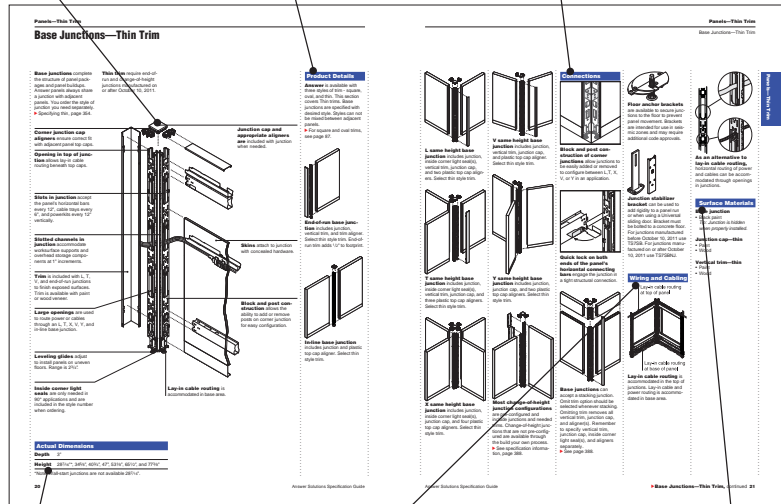
**Study the product detail pages** in the *Understanding* section to learn everything an expert knows about specific products. Each product detail page in this section contains the following features, where applicable:

- Product Drawing
- Actual Dimensions
- Product Details
- Connections
- Wiring and Cabling
- Surface Materials
- Application Topics

**Product Drawing** shows you what the product looks like and points out important features.

**Product Details** gives specific information on the product and how it is used.

**Connections** describes how the product is assembled or how it attaches to another product.



**Actual Dimensions** table lists the dimensions of the product.

**Wiring and Cabling** details the power and cable-management and cable routing capabilities of the product.

**Surface Materials** lists what material is used for each part of the product.



# Additional Resources

## Steelcase Wood

**Furniture products** are supported with an array of informational materials, tools, and software to help you plan an installation efficiently.

## FCS CoC Certification

Steelcase Wood harvesting practices are just one of the steps in achieving Forest Stewardship Council Chain of Custody (FSC CoC) certification. FSC certified wood (veneer and core) is available on most Steelcase wood products through the Specials RFQ process.

## Product brochures

**and planning tools** can be ordered through your Steelcase area office by calling 1.800.784.0358 or through the Marketing Services web site at [village.steelcase.com](http://village.steelcase.com). With its growing collection of versatile workspaces, Planning Ideas is your resource to help inspire, envision, and plan Steelcase wood solutions. ▶ See [www.steelcase.com](http://www.steelcase.com), resources, design center, planning ideas.

## Planning Ideas Wood Solutions

**Interactive Tool** has everything you need to talk about wood solutions combined in one interactive tool. [www.steelcase.com/woodinteractive](http://www.steelcase.com/woodinteractive).

## Product Brochures

### Convene

Form number S11501

### Steelcase Inc. Corporate Capabilities Brochure

This publication offers a concise overview of Steelcase including insights into the attitudes and commitments that make the corporation unique. In addition, the brochure provides an illustrated listing of all the products and services offered, and international activities are described.

Form number 03-0003362

## Wood Overview Brochure

Overview of the wood solutions available from Steelcase. Includes images and high level bullet points on aesthetics, planning, performance, and environment for each product.

Form number 09-0000206

## Wood Solutions Catalog

Catalog including Elective Elements and select Wood Seating products. The catalog provides images, renderings for each product with specifications and pricing, and an abbreviated statement of line for each product. Form number 09-0000250

## Planning Tools

### Quick Ship Guide

This handbook describes all Steelcase and Coalesse products that are available for Rapid2 (ships in 2 days), Rapid5 (ships in 5-7 days), or Coalesse Rapid10 (ships in 10 days).

## Printed Materials

### Surface Materials Reference Manual

This publication provides:

- An explanation of the surface materials program
- "Available on" matrices
- Vertical surface fabric and seating upholstery selection listing
- Technical data for surface materials
- Surface material care and cleaning instructions

### Hard Surfaces Card

The card provides an overview of:

- Finish levels
- An explanation of Flat Cut, Rift Cut, and Quarter Cut
- Veneer lay-up techniques on exterior surfaces
- Wood finishes
- Certifications

Form number 09-0000483

## Computer Tools

### Electronic Catalog

Accurate sales quotations and purchase orders for Steelcase products are created with specification software that uses Steelcase Electronic Catalog data. Use the data to specify and price style numbers and options for every Steelcase product. The data is updated bimonthly by Steelcase and provided to software programs including: the Hedberg Business System, SmartTools — Steelcase's design and specification software (for more information on SmartTools, please email [SmartTools@steelcase.com](mailto:SmartTools@steelcase.com)), the ProjectMatrix ProjectSymbols libraries, as well as 20-20 CAP Studio.

### Furniture Symbol Graphic Data

Steelcase creates 2D and 3D furniture symbols (with attributes) for planning and initially specifying Steelcase products. This data is incorporated into several add-on software packages that work in either a Microstation or an AutoCAD drafting environment.

For more information about these and other software tools to help you plan effective work environments, please email [fsl@steelcase.com](mailto:fsl@steelcase.com).

**Digital Publications** You can access these digital publications at [www.steelcase.com](http://www.steelcase.com) or [village.steelcase.com](http://village.steelcase.com).

## Support

### Steelcase Capabilities

Steelcase products are distributed, installed, and serviced through a network of more than 600 dealers worldwide. Steelcase is also represented with offices and corporate showrooms in 26 U.S. cities, 4 Canadian cities, and in France, Germany, Great Britain, and Japan. Every Steelcase product meets our exceptionally high standards of quality and durability and comes with the Steelcase assurance of excellence in service.

### For ordering and product assistance,

please call your local dealer, the Steelcase Solutions Resource Team, or the Steelcase Solutions Fulfillment Team at 1.888.STEELCASE (1.888.783.3522) or send an e-mail to [lineone@steelcase.com](mailto:lineone@steelcase.com).

Call the Steelcase Solutions Resource Team prior to placing an order, when working on a bid, or when you need information about product applications and specifications.

Call the Steelcase Solutions Fulfillment Team if you have submitted an order to Steelcase and you need to speak to your Solutions Fulfillment Team Representative about the order. Also call if you have any post-shipment quality concerns or service parts questions.

For warranty information, please go to <http://www.steelcase.com/warranty/>.

Outside the U.S.A., Canada, Mexico, Puerto Rico, and the U.S. Virgin Islands, call 1.616.247.2500.

For information about Steelcase, the name of your nearest Steelcase dealer, or for product literature, call 1.800.333.9939 or visit our Web site: [www.steelcase.com](http://www.steelcase.com).




## Sustainability

**At Steelcase**, we believe business can be a force for good. We create long-lasting products that are better for people and better for the planet. Our products and operations use life cycle thinking to meet our commitment to reducing climate change. This commitment is reinforced by practices such as designing to minimize global warming and other life cycle impacts, ensuring material health, and enabling end-of-use strategies.

To learn more at a corporate level, visit: <https://www.steelcase.com/discover/steelcase/esg-overview/environmental/>

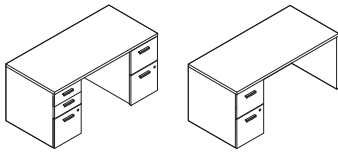
Product Environmental Profiles, which provide key environmental attributes such as recycled content, embodied carbon and recyclability, as well as product certifications can be found by searching for Steelcase at [Origin.build](http://Origin.build).

# Currency Enhanced

			
<b>Statement of Line</b>	<b>6</b>	<b>Specifying</b>	
			
<b>Product Details</b>			
Desks, Desk Shells, Returns, Return Shells, and Bridges	<b>20</b>	Desks and Desk Shells	<b>78</b>
D-Shape and P-Shape Worksurfaces	<b>23</b>	Returns and Return Shells	<b>82</b>
Parametric Common Tops	<b>24</b>	Bridges	<b>84</b>
Tables	<b>26</b>	D-Shape and P-Shape Worksurfaces	<b>85</b>
Fixed and Mobile Pedestals	<b>28</b>	Parametric Common Tops	<b>87</b>
One-High, 1.5-High, and Two-High Lower Storage and Lateral Files	<b>32</b>	Tables	<b>92</b>
Storage Filler Panels	<b>35</b>	Legs and Table Bases	<b>103</b>
Three-High and Four-High Lateral Files	<b>36</b>	Modesty Panel	<b>108</b>
One-High and 1.5-High Open Storage for Ology, Migration SE, and Slim Leg HAD Applications	<b>38</b>	Fixed Pedestals	<b>109</b>
Credenzas	<b>42</b>	Mobile Pedestals	<b>111</b>
Bookcases	<b>48</b>	One-High, 1.5-High, and Two-High Lateral Files	<b>114</b>
Towers and Wardrobes	<b>50</b>	Storage Filler Panels	<b>117</b>
Overheads and Organizers	<b>54</b>	Storage to Beam Connector	<b>118</b>
Parametric Tackboards	<b>60</b>	Three-High and Four-High Lateral Files	<b>119</b>
Conference Room Furniture	<b>62</b>	One-High, 1.5-High, and Two-High Lower Storage	<b>121</b>
		Basic Cushions Enhanced	<b>125</b>
<b>Application Topics</b>		One-High and 1.5-High Open Storage for Ology, Migration SE, and Slim Leg HAD Applications	<b>126</b>
Currency Enhanced Table Tops, Legs, and Base Combinations	<b>64</b>	Credenzas	<b>128</b>
Power Units	<b>68</b>	Bookcases	<b>138</b>
Directional Laminate and Edge Profile Detail	<b>69</b>	Towers	<b>141</b>
Storage Capacities and Dimensions	<b>70</b>	Wardrobes	<b>147</b>
Blending Currency Enhanced with Elective Elements	<b>76</b>	Overheads and Organizer	<b>149</b>
		Tackboard	<b>159</b>
		Conference Room Furniture	<b>161</b>
		Accessories	<b>164</b>

# Statement of Line

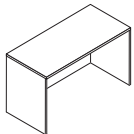
Currency Enhanced



Understanding  
 ▶ Page 20  
 Specifying  
 ▶ Page 78

## Currency Enhanced Desks with Pedestals

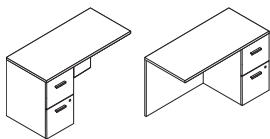
	60"W	66"W	72"W
30"D	●	●	●
36"D			●



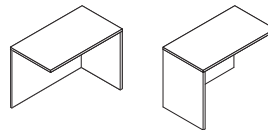
Understanding  
 ▶ Page 20  
 Specifying  
 ▶ Page 78

## Currency Enhanced Desk Shells

	36"W	42"W	48"W	54"W	60"W	66"W	72"W	84"W	96"W
24"D	●	●	●	●	●	●	●	●	●
30"D	●	●	●	●	●	●	●		
36"D							●		



Understanding  
 ▶ Page 20  
 Specifying  
 ▶ Page 82



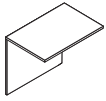
Understanding  
 ▶ Page 20  
 Specifying  
 ▶ Page 82

## Currency Enhanced Returns with Pedestal

	42"W	48"W
24"D	●	●

## Currency Enhanced Return Shells

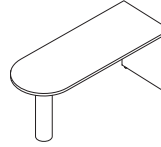
	42"W	48"W
24"D	●	●



Understanding  
 ▶ Page 20  
 Specifying  
 ▶ Page 84

### Currency Enhanced Bridges

	36"W	42"W	48"W
24"D	●	●	●

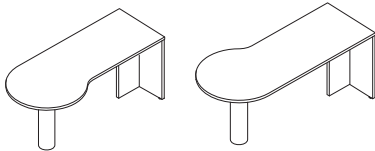


Understanding  
 ▶ Page 23  
 Specifying  
 ▶ Page 85

### Currency Enhanced D-Shape Worksurfaces

	48"W – 78"W
30"D – 36"D	●

*Tip: D-Shape depths and widths are available in 1/16" increments.*



Right-hand unit

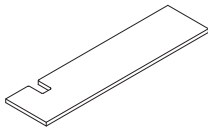
Left-hand unit

Understanding  
 ▶ Page 23  
 Specifying  
 ▶ Page 85

### Currency Enhanced P-Shape Worksurfaces

	54"W – 72"W
<b>Depth B</b>	30"D – 48"D ●
<b>Depth C</b>	24"D – 36"D ●

*Tip: P-Shape depths and widths are available in 1/16" increments.*

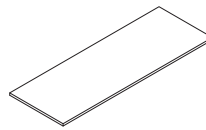


Understanding  
 ▶ Page 24  
 Specifying  
 ▶ Page 87

### Currency Enhanced Common Top HAD Application

	30"W – 120"W
18 <sup>7</sup> / <sub>8</sub> "D	●

*Tip: Right-handed application shown. Left-handed application is also available.  
 Tip: Top widths are available in 1/16" increments.*



Understanding  
 ▶ Page 24  
 Specifying  
 ▶ Page 89

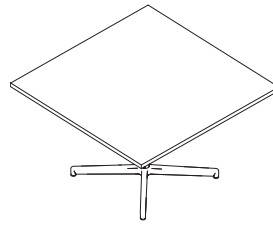
### Currency Enhanced Parametric Common Top

	15"W – 120"W
17"D – 36"D	●

*Tip: Common top depths and widths are available in 1/16" increments.*



Understanding  
 ▶ Page 26  
 Specifying  
 ▶ Page 92



Understanding  
 ▶ Page 26  
 Specifying  
 ▶ Page 92

**Currency Enhanced Tables—Round**

36" – 54"

Diameter ●

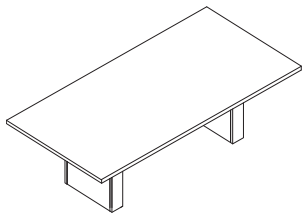
Tip: Round table diameters are available in 1/16" increments.

**Currency Enhanced Tables—Square**

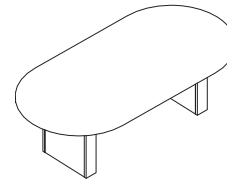
36" – 54"

Width ●

Tip: Square table widths are available in 1/16" increments.



Understanding  
 ▶ Page 26  
 Specifying  
 ▶ Page 94



Understanding  
 ▶ Page 26  
 Specifying  
 ▶ Page 98

**Currency Enhanced Tables—Rectangle**

36"W – 168"W

24"D – 48"D ●

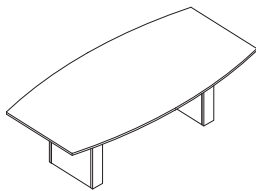
Tip: Rectangle table depths are available in 1/16" increments.

**Currency Enhanced Tables—Racetrack**

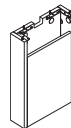
66"W – 168"W

36"D – 48"D ●

Tip: Racetrack table depths and widths are available in 1/16" increments.



Understanding  
 ▶ Page 26  
 Specifying  
 ▶ Page 101



Specifying  
 ▶ Page 103

**Currency Enhanced Tables—Boat**

96"W – 168"W

48"D ●

Tip: Boat table widths are available in 1/16" increments.

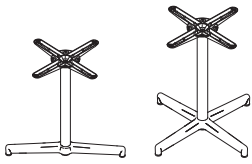
**Currency Enhanced Legs and Table Bases—Rectangular Base**

17<sup>9</sup>/<sub>16</sub>"W 23<sup>9</sup>/<sub>16</sub>"W

4<sup>9</sup>/<sub>16</sub>"D ● ●

Tip: Rectangular base is 28" in height.





Specifying  
▶ Page 103

### Currency Enhanced Legs and Table Bases— Steel T-Base and X-Base

26"W      36"W

2<sup>1</sup>/<sub>4</sub>"Dia ● ●

*Tip: Steel T- and X-base are 27<sup>9</sup>/<sub>16</sub>" in height.*



Specifying  
▶ Page 104

### Currency Enhanced Legs and Table Bases— Post Leg

3"W

3"D ●

*Tip: Post leg is 27<sup>3</sup>/<sub>4</sub>" in height.*



Specifying  
▶ Page 105

### Currency Enhanced Legs and Table Bases— Square Leg

2"W

15<sup>1</sup>/<sub>4</sub>"H ●

18<sup>1</sup>/<sub>4</sub>"H ●

27<sup>1</sup>/<sub>4</sub>"H ●

*Tip: Square leg is 2" in depth.*



Specifying  
▶ Page 105

### Currency Enhanced Legs and Table Bases— Column Leg

6"W

6"D ●

*Tip: Column leg is 27<sup>5</sup>/<sub>16</sub>" in height.*



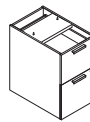
Specifying  
▶ Page 108

### Currency Enhanced Modesty Panel

24"W – 60"W

13<sup>3</sup>/<sub>4</sub>"H ●

*Tip: Modesty panel widths are available in 1/16" increments.*



Understanding  
▶ Page 28  
Specifying  
▶ Page 109

### Currency Enhanced Fixed Pedestals

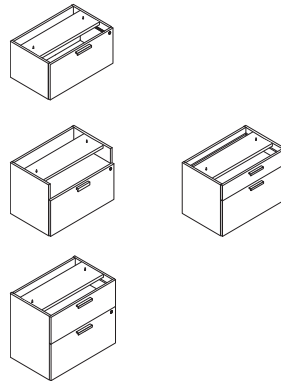
15<sup>3</sup>/<sub>4</sub>"W

21<sup>3</sup>/<sub>8</sub>"H ●

27<sup>5</sup>/<sub>16</sub>"H ●



Understanding  
 ▶ Page 28  
 Specifying  
 ▶ Page 111



Understanding  
 ▶ Page 32  
 Specifying  
 ▶ Page 114

\* The case on One-High, 1.5-High, and Two-High open units is 18<sup>7</sup>/<sub>8</sub>"D and 24"D for lateral files  
 \* The case on Two-High units can be 22<sup>3</sup>/<sub>4</sub>"D for lateral files.  
 \* The top matches the depth of units with drawers and doors.

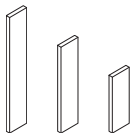
### Currency Enhanced Mobile Pedestal

	15 <sup>3</sup> / <sub>4</sub> "W
23 <sup>2</sup> / <sub>3</sub> "H	●
27"H	●

### Currency Enhanced Lateral Files

		30"W	36"W
<b>One-High</b>	15 <sup>3</sup> / <sub>8</sub> "H	●	●
<b>1.5-High</b>	21 <sup>3</sup> / <sub>8</sub> "H	●	●
<b>Two-High</b>	27 <sup>5</sup> / <sub>16</sub> "H	●	●

*Tip: Height is without top. Tops can be optioned off for ganged applications.*  
*Tip: Recessed-back option is available on all One-High, 1.5-High, and Two-High 18<sup>7</sup>/<sub>8</sub>" deep units for use with Answer beam. The recess depth is 3<sup>3</sup>/<sub>4</sub>".*  
*Tip: Units specified with recessed back option will always come without top. Specify Universal top with power access door separately.*  
 ▶ See Answer Beam and Answer Fence Specification Guide.

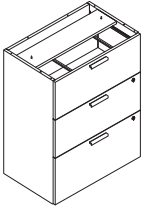
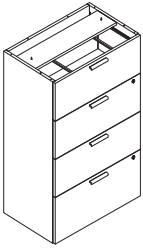


Understanding  
 ▶ Page 35  
 Specifying  
 ▶ Page 117

### Currency Enhanced One-High, 1.5-High, and Two-High Storage Filler Panels

	5 <sup>1</sup> / <sub>8</sub> "W
15 <sup>3</sup> / <sub>8</sub> "H	●
21 <sup>3</sup> / <sub>8</sub> "H	●
27 <sup>5</sup> / <sub>16</sub> "H	●

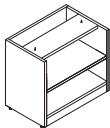
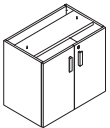
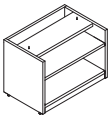
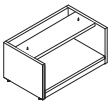
*Tip: Universal laminate enhanced storage filler panels are used for units of same height with finished backs only; not for use with recessed or open back units.*

**Three-High****Four-High**

Understanding  
 ▶ Page 36  
 Specifying  
 ▶ Page 119

### Currency Enhanced Three-High and Four-High Lateral Files

		30"W	36"W
<b>Three-High</b>	39 <sup>1</sup> / <sub>5</sub> "H	●	●
<b>Four-High</b>	51 <sup>1</sup> / <sub>5</sub> "H	●	●



\*The case on One-High, 1.5-High, and Two-High open units is 18<sup>7</sup>/<sub>8</sub>"D and 24"D for lower storage.  
 \*The case on Two-High units can be 22<sup>3</sup>/<sub>4</sub>"D for lower storage.  
 \*The top matches the depth of units with drawers and doors.

Understanding  
 ▶ Page 32  
 Specifying  
 ▶ Page 121

### Currency Enhanced Lower Storage

		30"W	36"W	42"W
<b>One-High</b>	15 <sup>3</sup> / <sub>8</sub> "H	●	●	●
<b>1.5-High</b>	21 <sup>3</sup> / <sub>8</sub> "H	●	●	●
<b>Two-High</b>	27 <sup>5</sup> / <sub>16</sub> "H	●	●	●

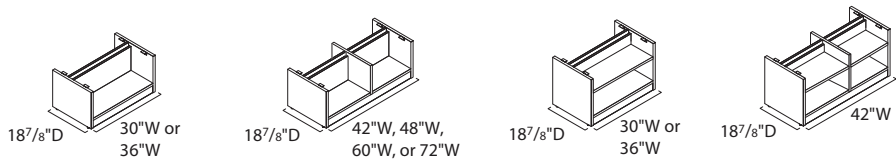
Tip: Height is without top. Tops can be optioned off for ganged applications.

Tip: Recessed-back option is available on all One-High, 1.5-High, and Two-High 18<sup>7</sup>/<sub>8</sub>" deep units for use with Answer beam. The recess depth is 3<sup>3</sup>/<sub>4</sub>".

Tip: Units specified with recessed back option will always come without top. Specify Universal top with power access door separately.

▶ See Answer Beam and Answer Fence Specification Guide.

Statement of Line, Currency Enhanced, continued



\* The case on One-High and 1.5-High open units is 18 7/8\"/>

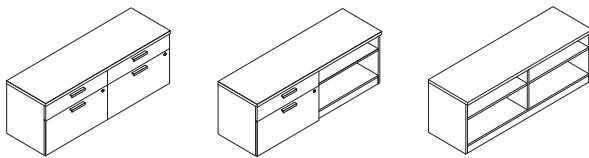
Understanding  
 ▶ Page 38  
 Specifying  
 ▶ Page 126

**Currency Enhanced One-High and 1.5-High Storage for Ology, Migration SE, and Slim Leg HAD Applications**

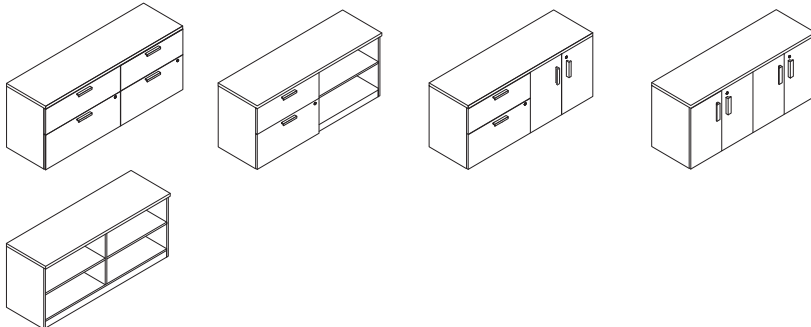
	30\"/>
15 3/8\"/>	
21 3/8\"/>	

Tip: Units have removable back to allow access to desk leg and can be specified with open or finished back.

**1.5-High**



**Two-High**



Understanding  
 ▶ Page 42  
 Specifying  
 ▶ Pages 128–132

**Currency Enhanced Full Storage Credenzas**

	42\"/>
21 3/8\"/>	
27 5/16\"/>	

Tip: Height is shown without top. Top can be optioned on.

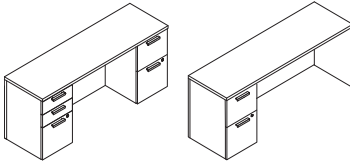
Tip: For 42\"/>

▶ Page 32

Tip: Recessed-back option is available on credenza units for use with Answer beam. The recess depth is 3 3/4\"/>

Tip: Units specified with recessed-back option will always come without top. Specify Universal top with power access door separately.

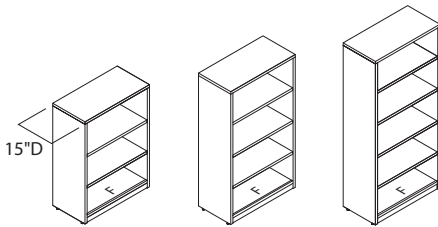
▶ See Answer Beam and Answer Fence Specification Guide.



Understanding  
 ▶ Page 42  
 Specifying  
 ▶ Page 136

### Currency Enhanced Credenzas with Kneespace

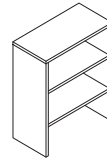
	66"W	72"W
18 <sup>7</sup> / <sub>8</sub> "D	●	●
24"D	●	●



15"D

F = Fixed shelf

Understanding  
 ▶ Page 48  
 Specifying  
 ▶ Page 138



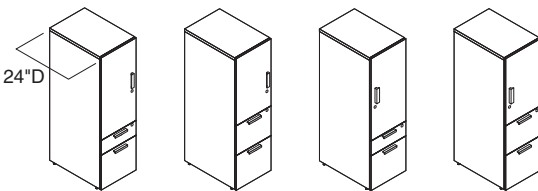
Understanding  
 ▶ Page 48  
 Specifying  
 ▶ Page 139

### Currency Enhanced Bookcases

	30"W	36"W
41 <sup>25</sup> / <sub>32</sub> "H	●	●
47 <sup>31</sup> / <sub>32</sub> "H	●	●
54 <sup>1</sup> / <sub>8</sub> "H	●	●
66 <sup>1</sup> / <sub>2</sub> "H	●	●
72 <sup>11</sup> / <sub>16</sub> "H	●	●

### Currency Enhanced Stacking Bookcase

	30"W	36"W
25 <sup>5</sup> / <sub>8</sub> "H	●	●
37 <sup>31</sup> / <sub>32</sub> "H	●	●
44 <sup>3</sup> / <sub>16</sub> "H	●	●



24"D

Towers with doors hinged left, with drawers

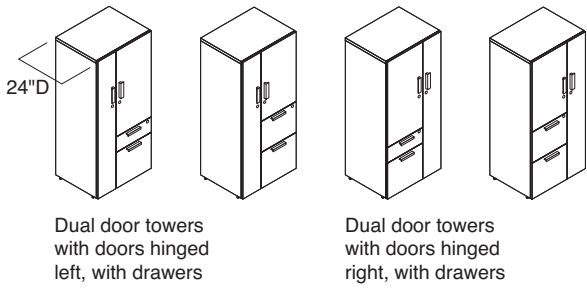
Towers with doors hinged right, with drawers

Understanding  
 ▶ Page 50  
 Specifying  
 ▶ Page 141

### Currency Enhanced Single-Door Towers

	15 <sup>29</sup> / <sub>32</sub> "W
41 <sup>25</sup> / <sub>32</sub> "H	●
47 <sup>31</sup> / <sub>32</sub> "H	●
54 <sup>1</sup> / <sub>8</sub> "H	●
66 <sup>1</sup> / <sub>2</sub> "H	●

Statement of Line, Currency Enhanced, continued



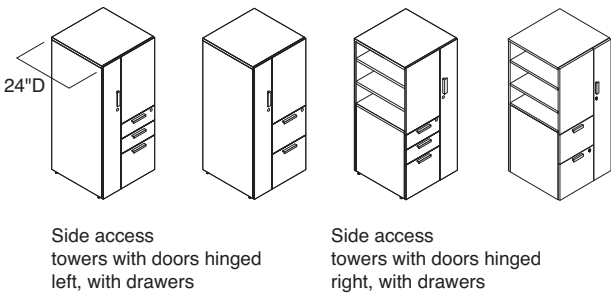
Dual door towers with doors hinged left, with drawers

Dual door towers with doors hinged right, with drawers

Understanding  
 ▶ Page 50  
 Specifying  
 ▶ Page 143

**Currency Enhanced Dual-Door Towers**

	24"W
41 <sup>25</sup> / <sub>32</sub> "H	●
47 <sup>31</sup> / <sub>32</sub> "H	●
54 <sup>1</sup> / <sub>8</sub> "H	●
66 <sup>1</sup> / <sub>2</sub> "H	●



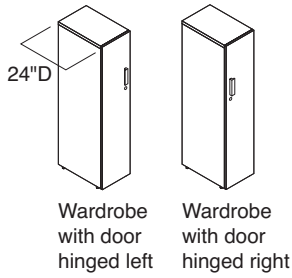
Side access towers with doors hinged left, with drawers

Side access towers with doors hinged right, with drawers

Understanding  
 ▶ Page 50  
 Specifying  
 ▶ Page 145

**Currency Enhanced Side Access Towers**

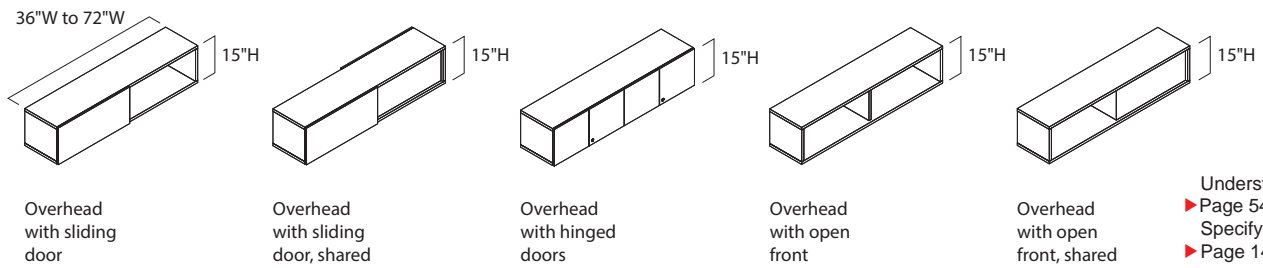
	24"W
41 <sup>25</sup> / <sub>32</sub> "H	●
47 <sup>31</sup> / <sub>32</sub> "H	●
54 <sup>1</sup> / <sub>8</sub> "H	●
66 <sup>1</sup> / <sub>2</sub> "H	●



Understanding  
 ▶ Page 50  
 Specifying  
 ▶ Page 147

### Currency Enhanced Wardrobes

	12"W
41 <sup>25</sup> / <sub>32</sub> "H	●
47 <sup>31</sup> / <sub>32</sub> "H	●
54 <sup>1</sup> / <sub>8</sub> "H	●



Understanding  
 ▶ Page 54  
 Specifying  
 ▶ Page 149

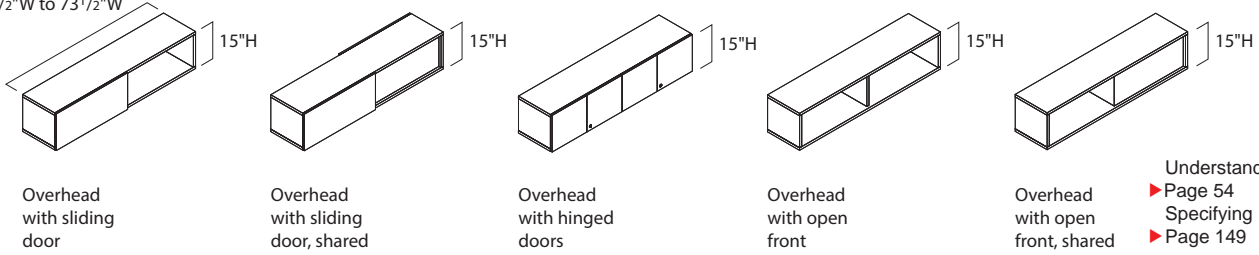
### Currency Enhanced Overheads with Sliding Doors, Hinged Doors, or Open Fronts

	36"W	42"W	48"W	54"W	60"W	66"W	72"W
15"D without doors	●	●	●	●	●	●	●
16"D with doors	●	●	●	●	●	●	●

Tip: Height of overheads when specified with panel mount option is 15<sup>7</sup>/<sub>16</sub>"H.

Statement of Line, Currency Enhanced, continued

61 1/2"W to 73 1/2"W

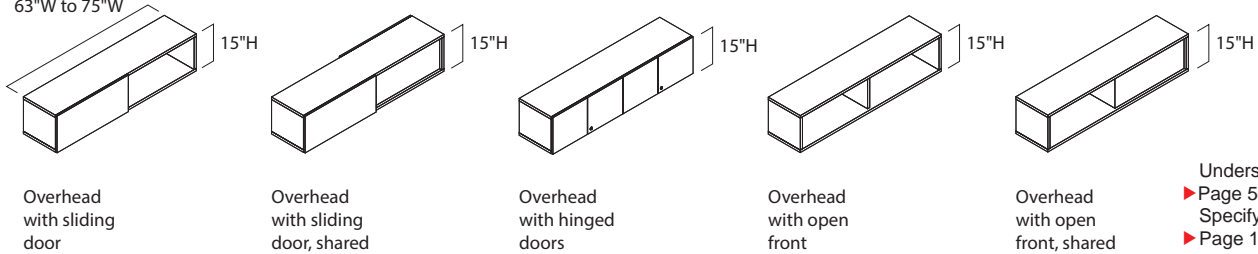


Understanding  
▶ Page 54  
Specifying  
▶ Page 149

**Currency Enhanced Overheads with Sliding Doors, Hinged Doors, or Open Fronts for Answer Beam, Dual-Sided Application—Personal or Shared**

	61 1/2"W	67 1/2"W	73 1/2"W
15"D without doors	●	●	●
16"D with doors	●	●	●

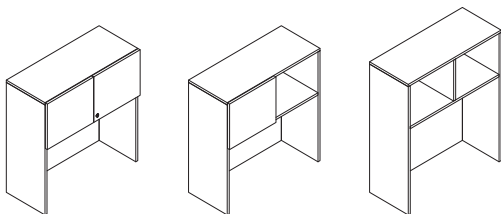
63"W to 75"W



Understanding  
▶ Page 54  
Specifying  
▶ Page 149

**Currency Enhanced Overheads with Sliding Doors, Hinged Doors, or Open Fronts for Answer Beam, Single-Sided Application—Personal or Shared**

	63"W	69"W	75"W
15"D without doors	●	●	●
16"D with doors	●	●	●

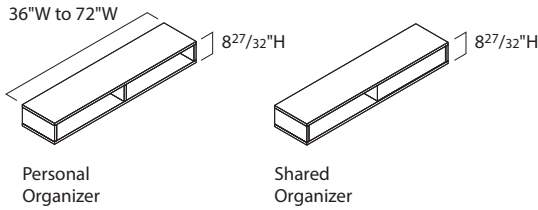


Understanding  
▶ Page 54  
Specifying  
▶ Page 154

**Currency Enhanced Stacking Overheads with Hinged Doors, Sliding Doors, or Open Fronts**

	36"W	42"W	48"W	54"W	60"W	66"W	72"W
15"D without doors	●	●	●	●	●	●	●
16"D with doors	●	●	●	●	●	●	●



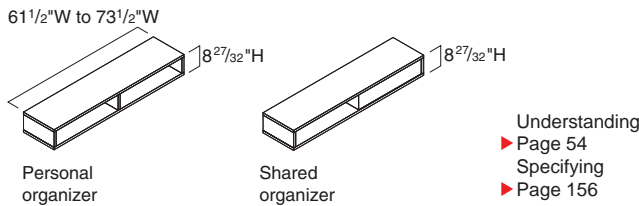


Understanding  
 ▶ Page 54  
 Specifying  
 ▶ Page 156

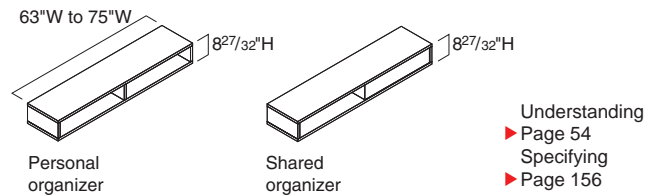
### Currency Enhanced Organizers

	36\"W	42\"W	48\"W	54\"W	60\"W	66\"W	72\"W
15\"D Personal	●	●	●	●	●	●	●
15\"D Shared	●	●	●	●	●	●	●

Tip: Height of organizers when specified with no bracket option is 8<sup>27</sup>/<sub>32</sub>\"H.  
 Tip: 72\"W organizers have three equal-spaced vertical supports.



Understanding  
 ▶ Page 54  
 Specifying  
 ▶ Page 156



Understanding  
 ▶ Page 54  
 Specifying  
 ▶ Page 156

### Currency Enhanced Organizers for Answer Beam, Dual-Sided Application—Personal or Shared

	61 1/2\"W	67 1/2\"W	73 1/2\"W
15\"D	●	●	●

Tip: Height of organizers when specified with no bracket option is 8<sup>27</sup>/<sub>32</sub>\"H.  
 Tip: Organizers 73 1/2\"W and wider have three equal-spaced vertical supports.

### Currency Enhanced Organizers for Answer Beam, Single-Sided Application—Personal or Shared

	63\"W	69\"W	75\"W
15\"D	●	●	●

Tip: Height of organizers when specified with no bracket option is 8<sup>27</sup>/<sub>32</sub>\"H.  
 Tip: Organizers 75\"W and wider have three equal-spaced vertical supports.

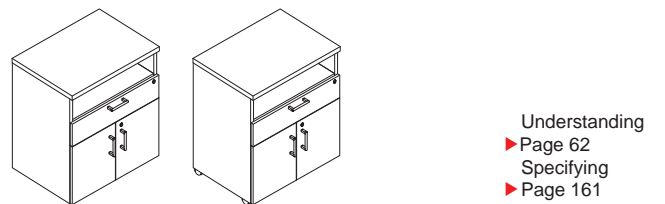


Understanding  
 ▶ Page 60  
 Specifying  
 ▶ Page 159

### Currency Enhanced Tackboards

	30\"W – 78\"W
9 1/2\"H – 28\"H	●

Tip: Tackboard heights and widths are available in 1/16\" increments.  
 Tip: Parametric sizing is shown here, refer to specifying for modular sizing.

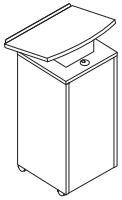


Understanding  
 ▶ Page 62  
 Specifying  
 ▶ Page 161

### Currency Enhanced Conference Room Furniture—Service Cart

	30\"W	36\"W
22\"D	●	●

Tip: Heights for service cart vary with and without casters. Height with casters is 35 1/4\"H and height without casters is 34 5/8\"H.



Understanding  
▶ Page 62  
Specifying  
▶ Page 162



Specifying  
▶ Page 164

---

### Currency Enhanced Conference Room Furniture— Lectern

---

24"W

187/8"D ●

---

---

### Currency Enhanced Hinged Door Power Unit

---

8<sup>5</sup>/<sub>16</sub>"W

5<sup>5</sup>/<sub>16</sub>"D ●

---

*Tip: Hinged door power unit is 2" in height.*



# Currency Enhanced Desks, Desk Shells, Returns, Return Shells, and Bridges

**Desks** are freestanding and are available with and without pedestals, to create a desk shell, single pedestal desk, or double pedestal desk.

► Specifying, page 78

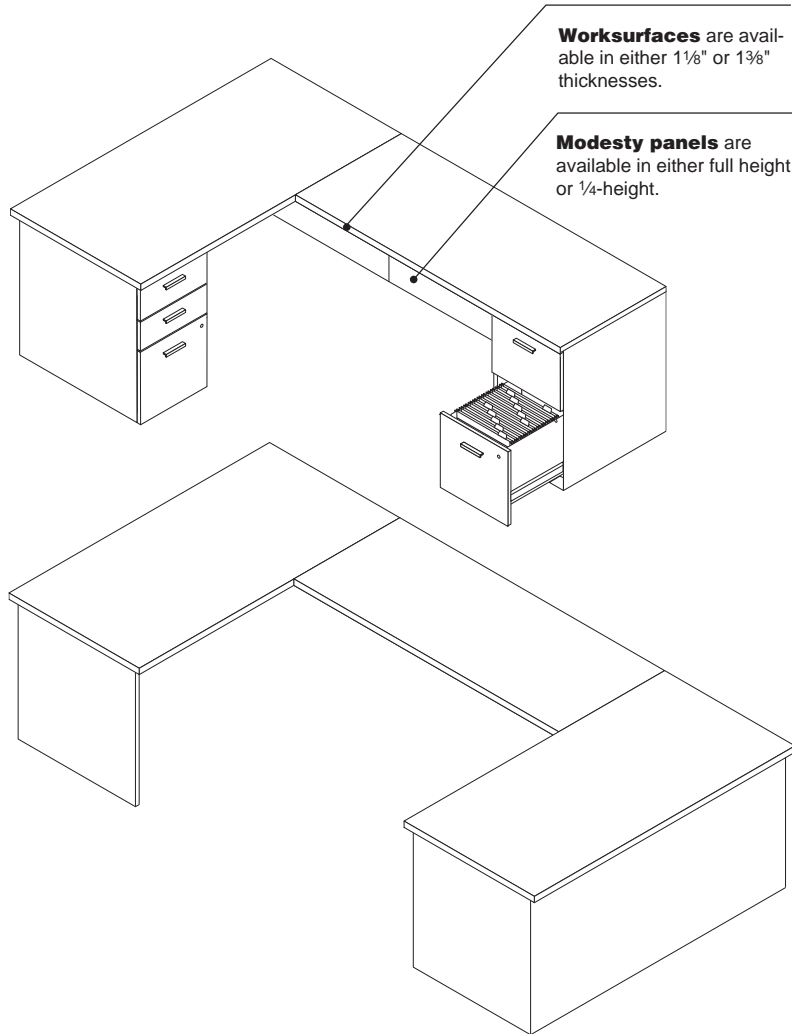
**Returns** are available with and without pedestals, to create a single pedestal return or return shell. Returns attach to desks or credenzas to form an L-shape configuration. Attachment brackets are included with returns.

► Specifying, page 82

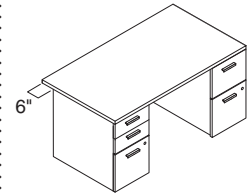
**Bridges** must attach to a worksurface on each side to create a U-shape configuration. Attachment brackets are included with bridges.

► Specifying, page 84

**Desk and return shells** can be used with 22<sup>3</sup>/<sub>4</sub>"D and 27<sup>7</sup>/<sub>16</sub>"D freestanding pedestals or mobile pedestals for a customized storage solution.



## Product Details



**36" D desks** have a 6" overhang on the visitor side. End panels/pedestals will be 30" D.



**Clear access end panels** are available with desks to provide structural support, while maintaining clearance for under worksurface knee space. They include a cord pass through cut out, and are not to be used as a visible end panel.

**Pulls on desks and returns with pedestals** are available in a variety of shapes.

**Lock** is standard on desks and returns with pedestals. Lock is located in the bottom drawer, and locks the drawer it is located in, and the one above. Locks are specified with storage, but shipped separately. Locks are field installed.

**Leveling glides** adjust to install desks and returns on uneven floors and have a 1<sup>1</sup>/<sub>4</sub>" adjustable glide range.

## Actual Dimensions

	Desks (with pedestal)	Desk Shells	Returns	Return Shells	Bridges
Depth	30" and 36"	24", 30", and 36"	24"	24"	24"
Width	60"–72"	36"–96"	42" or 48"	42" or 48"	30", 42", and 48"
Height	28 <sup>7</sup> / <sub>16</sub> "	28 <sup>7</sup> / <sub>16</sub> "	28 <sup>7</sup> / <sub>16</sub> "	28 <sup>7</sup> / <sub>16</sub> "	28 <sup>7</sup> / <sub>16</sub> "

Tip: Height shown is with a 1<sup>1</sup>/<sub>8</sub>" top specification.

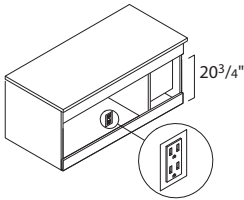
\*Not all widths are available with all depths. See specification pages.

## Actual Dimensions

### Currency Enhanced Desk/Return/Bridge Worksurface Thickness

	Low-Pressure Laminate	High-Pressure Laminate
Worksurface/Top Thickness – 1 <sup>1</sup> / <sub>8</sub> " core	1 <sup>1</sup> / <sub>8</sub> "	1 <sup>3</sup> / <sub>16</sub> "
Worksurface/Top Thickness – 1 <sup>3</sup> / <sub>8</sub> " core	1 <sup>3</sup> / <sub>8</sub> "	1 <sup>7</sup> / <sub>16</sub> "

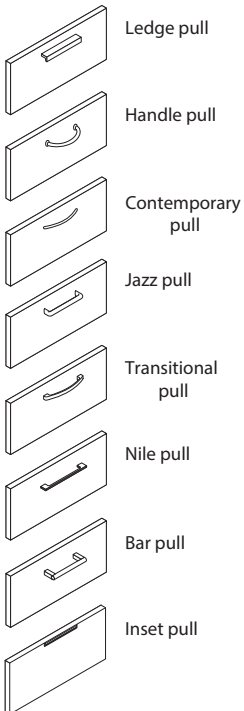
\*Worksurface thickness differs based on the worksurface thickness and materiality specified.



**1/4-height modesty panels** are intended for use up against a wall to provide 20<sup>3</sup>/<sub>4</sub>" of clearance from the floor to the bottom of the modesty panel for all power access, or 13<sup>3</sup>/<sub>4</sub>" of clearance from the top of the bottom stretcher to the bottom of the modesty panel. Top modesty and bottom stretcher are 6<sup>1</sup>/<sub>2</sub>" tall. Bottom stretcher is included when 1/4-height modesty is specified.

**Modesty panels** have horizontal grain direction.

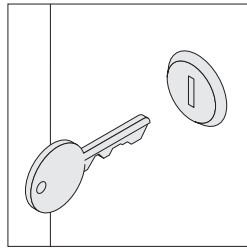
**End panels** have vertical grain direction.



**Pulls** are available in the following styles: ledge, handle, contemporary, jazz, transitional, Nile, bar, and inset.

**Pilot-hole to pilot-hole dimensions** are as follows:

- Ledge: 96 mm
- Handle: 96 mm
- Contemporary: 128 mm
- Jazz: 128 mm
- Transitional: 160 mm
- Nile: 160 mm or 320 mm (depending on storage type)
- Bar: 128 mm
- Inset: N.A.



**Locks** are standard on desks and returns with storage. Lock cylinders must be specified separately, and are field installed.

▶ Lock and Keying, page 478

**Counterweight packages** are required to ensure product stability and are ordered as an option, or separately through service parts.

**Field installed locks** are available with consecutive, specific, and random keying options. Field installed lock cylinders, **LOCK9201FR** or **LOCK9250FR** must be specified separately.

**Counterweights** are not needed when under worksurfaces pedestals are installed in an L-shape, U-shape, or T-shape configuration.

**Counterweights** are available as a service part package for use when furniture is reconfigured into application which require the use of counterweights.

**Back and end panel configurations** differ depending on the modesty panel and support options selected.

**Surface Materials**

**Currency Enhanced desks, returns, and bridges** can be specified with different case, headset, and top laminate finishes.

*Tip: Low-Pressure Laminate headsets cannot be specified with High-Pressure Laminate cases.*

**Desk, return, and bridge case**

- Low-Pressure Laminate
- High-Pressure Laminate

**Headsets**

- Low-Pressure Laminate
- High-Pressure Laminate

**Top**

- Low-Pressure Laminate
- High-Pressure Laminate

**Ledge pull**

- 4799 Platinum Metallic
- 7207 Black

**Handle pull**

- 0835 Black
- 9211 Nickel

**Contemporary pull**

- 0835 Black
- 9201 Polished Chrome
- 9211 Nickel
- 9212 Silver

**Jazz pull**

- 0835 Black
- 4799 Platinum Metallic
- 9201 Polished Chrome
- 9211 Nickel
- 9212 Silver

**Transitional pull**

- 0835 Black
- 4799 Platinum Metallic
- 7280 Smooth Bronze
- 9211 Nickel

**Nile pull**

- 0835 Black
- 4799 Platinum Metallic
- 7280 Smooth Bronze
- 9201 Polished Chrome
- 9211 Nickel

**Bar pull**

- 0835 Black
- 9201 Polished Chrome
- 9211 Nickel
- 9212 Silver

**Inset pull**

- 4728 Nickel Metallic
- 4799 Platinum Metallic
- 4803 Near Black Metallic
- 7241 Arctic White
- 7278 Dark Bronze

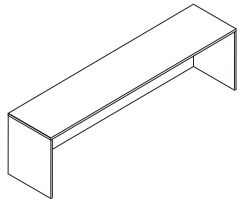
**Lock**

- 9201 Polished Chrome
- 9250 Ember Chrome

**Drawer bodies, drawer suspensions, and glides**

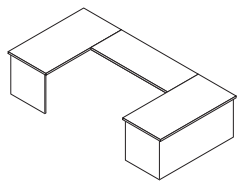
- Black

**Application Topics**



**60"W or wider desk shells** require a reinforcing channel, due to unsupported kneespace 54" or greater. 72"W or wider desks receive a center support.

**If one clear access end panel is specified on desk shell**, the desk shell must be attached to an adjoining worksurface(s). If two clear access end panels are specified on desk shell, the desk shell must be used like a bridge in a U-shaped configuration. Desk shells with clear access end panel(s) can not be freestanding.



**If a bridge is specified in a U-shaped configuration**, a reinforcing channel must be used with 54"W or more of unsupported knee space.

**When specifying a reinforcing channel**, use the largest available size that fits within the open kneespace.

**Storage capacities and dimensions**

▶ Page 70

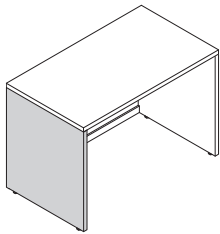
# Currency Enhanced Desks and Returns: Back Panel and End Panel Configurations

Back and end panel configurations vary depending on the modesty panel and storage options selected.

## Desks

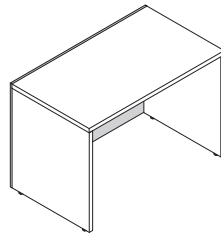
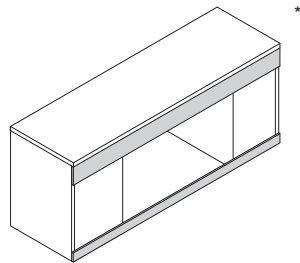
### End Panel Over Back Panel

- Desks with 1/4-height modesty panel + two end panels.



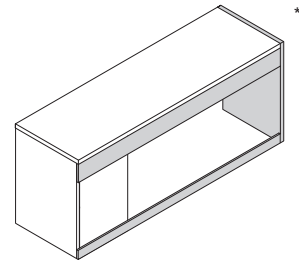
### Back Panel Over End Panel

- Desks with 1/4-height modesty panel + two pedestals
- Desks with full modesty panel



### Mix

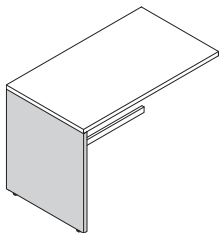
- Desks with 1/4-height modesty panel + one pedestal + end panel



## Returns

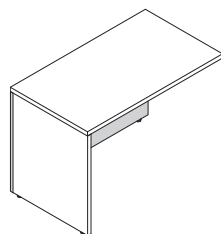
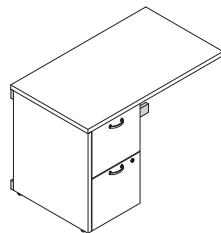
### End Panel Over Back Panel

- Returns with 1/4-height modesty panel + end panel



### Back Panel Over End Panel

- Returns with 1/4-height modesty panel + pedestal
- Returns with full modesty panel



\*Back of desk shown

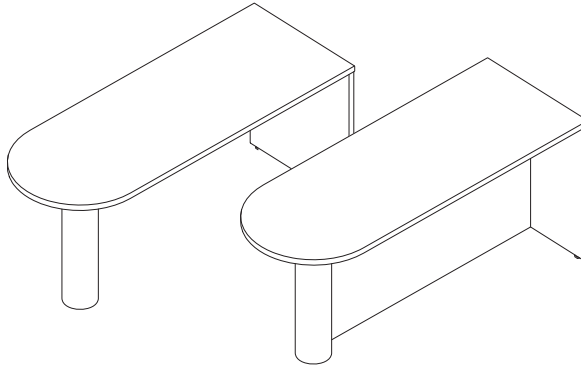
# Currency Enhanced D-Shape and P-Shape Worksurfaces

Currency Enhanced  
D-Shape and P-Shape  
Worksurfaces

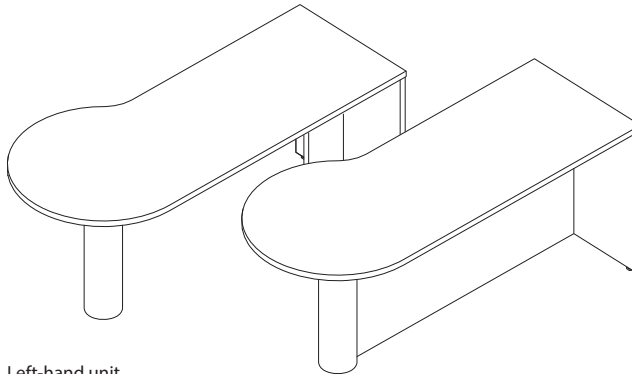
Currency Enhanced

**Currency Enhanced D- and P-shape worksurfaces** offer unique support for meetings. These worksurfaces are parametric and can flex by  $\frac{1}{16}$ " increments to allow flexibility in planning.  
▶ Specifying, page 85

**D-Shape**



**P-Shape**



Left-hand unit

## Product Details

**D- and P-shape worksurfaces** must be attached to a bridge, return, or adjoining worksurface to form a flush-height, L- or U-shaped configuration and to provide stability.

**D- and P-shape worksurfaces** include an end panel, and are available with and without modesty panels.

**Modesty panels** are available in either full or  $\frac{1}{4}$ -height. Full-height modesty panels go to the floor. The  $\frac{1}{4}$ -height modesty panels suspend from the worksurface, and are  $13\frac{3}{4}$ " high.

**Column leg diameter** is 6".

## Surface Materials

### Case (end and modesty panel)

- Low-Pressure Laminate
- High-Pressure Laminate

### Top

- Low-Pressure Laminate
- High-Pressure Laminate

### Column leg

- 4799 Platinum Metallic
- 7207 Black

## Wiring and Cabling

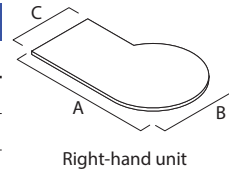
**Round grommets** are available and are field installed to allow power cords and cables to pass through the worksurface. Grommets are specified separately.

▶ See page 238

## Actual Dimensions

### Currency Enhanced D-Shape and P-Shape Worksurface Parametric Ranges

D-Shape Worksurfaces	
<b>Depth</b>	30"–36"
<b>Width</b>	48"–78"
P-Shape Worksurfaces	
<b>Depth B Range</b>	30"–48"
<b>Depth C Range</b>	24"–36"
<b>Width A Range</b>	54"–72"



Right-hand unit

## Actual Dimensions

### Currency Enhanced D-Shape and P-Shape Worksurface Thickness

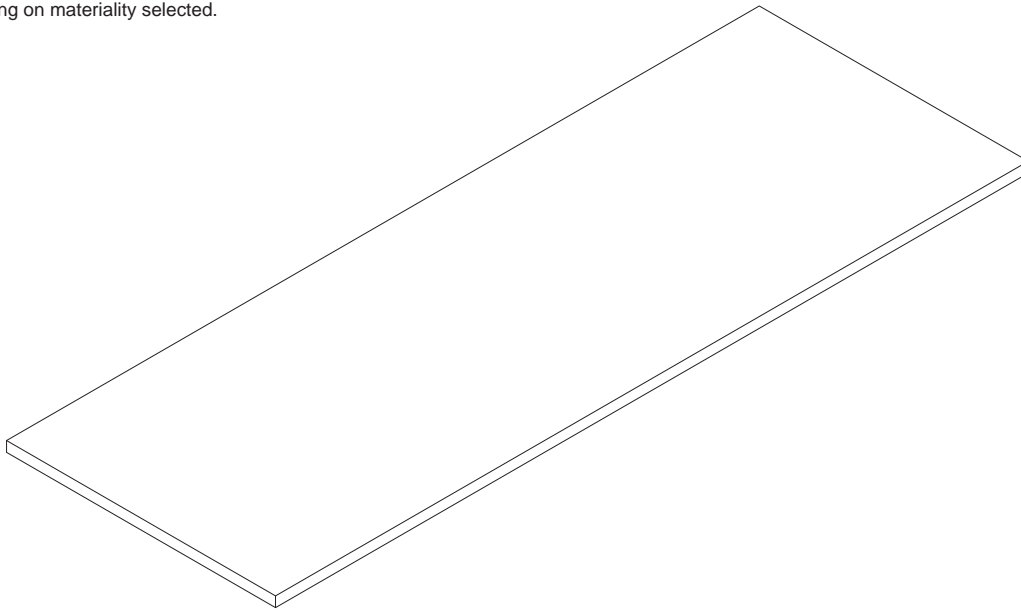
	Low-Pressure Laminate	High-Pressure Laminate
Worksurface/ Top Thickness – $1\frac{1}{8}$ " core	$1\frac{1}{8}$ "	$1\frac{3}{16}$ "
Worksurface/ Top Thickness – $1\frac{3}{8}$ " core	$1\frac{3}{8}$ "	$1\frac{7}{16}$ "

\*Worksurface thickness differs based on the worksurface thickness and materiality specified.

# Currency Enhanced Parametric Common Tops

**Currency Enhanced parametric common tops** are used to create storage applications with a seamless top, or as a table or desk with legs. These tops can flex by 1/16" increments to allow flexibility in planning.  
 ▶ Specifying, page 87

**Currency Enhanced worksurfaces and tops** use 1 1/8" and 1 3/8" core. The actual thickness of the work-surface will change depending on materiality selected.




## Product Details

**Common tops** are available in either Low-Pressure Laminate or High-Pressure Laminate.

**Common tops** have 1 1/8" thick and 1 3/8" core thickness. Please see actual dimensions table below for core thickness plus materiality thickness.

**Common tops** have 3 mm plastic edge banding on the front (user's) side. Sides and back have matching 1 mm edge.

**The actual thickness between Low-Pressure Laminate (LPL) and High-Pressure Laminate (HPL) tops** are slightly different. It is recommended that only tops of the same type are specified in a given application. There may be sheen or texture differences when using Low-Pressure Laminate and High-Pressure Laminate in adjacent applications. Use caution when mixing and matching different work-surface types.



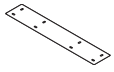
**Reinforcing channels** must be used with tops larger than 54"W for 54"W or more of unsupported kneespace. Any common top used as a table with legs equal to or larger than 30"D x 72"W requires two reinforcing channels.

## Actual Dimensions


### Currency Enhanced Common Top Parametric Ranges

	Low-Pressure Laminate	High-Pressure Laminate	Blending
Depth	17"-36"	17"-36"	N.A.
Width	15"-96"	15"-120"	N.A.
Worksurface/ Top Thickness – 1 1/8" core	1 1/8"	1 3/16"	1 1/8" core with HPL (1 3/16") is the same thickness as HPL Universal worksurfaces
Worksurface/ Top Thickness – 1 3/8" core	1 3/8"	1 7/16"	1 3/8" core with HPL (1 7/16") is the same thickness as HPL Elective Elements worksurfaces



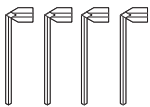
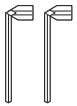


**Support plates** are available to connect two work-surfaces and allow one to support the other.



**Tie plates** are available to provide added strength and alignment between two work-surfaces.

**Square legs** are 2" x 2" and available individually. Legs come in three heights. See **CRSQB** for more information.

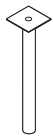


**Square legs** can be used to create stand-alone table desk or a return. Specify two legs to create a return, and specify four legs to create a table desk.



**Post leg** is available individually. Leg is 27<sup>3</sup>/<sub>8</sub>"H with glide. Glide adjusts 2".

**Post legs** can be used to create a stand-alone table desk or return. Specify two legs to create a return and four legs to create a table desk.



**Column leg** is 6", and 27<sup>3</sup>/<sub>8</sub>"H with glide. Glide adjusts 1<sup>1</sup>/<sub>4</sub>".

**Column leg** can be used to create a return.

## Application Topics

**When specifying a Currency Enhanced parametric common top over a run of storage,** use SmartTools to determine the correct dimension to be specified.

**Common top dimensions** are calculated in SmartTools using six major factors:

- Product combination—dimensions of common top vary pending storage combinations in the application.
- Top offset—the width of the common top is not equal to plan width and is undersized for panel-applications.
- Case offset—width of the top changes between HPL and LPL.
- Case vs. top offset—difference between end panel face to top.
- Ganging offset—width of the common top reduces if units gang together.
- Parametric rounding—parametric common tops round to the nearest <sup>1</sup>/<sub>16</sub><sup>th</sup> of an inch.

## Common top width examples:

- Two pedestals HPL: 31<sup>13</sup>/<sub>16</sub>"
- Two pedestals LPL: 31<sup>5</sup>/<sub>8</sub>"

## Surface Materials

### Top

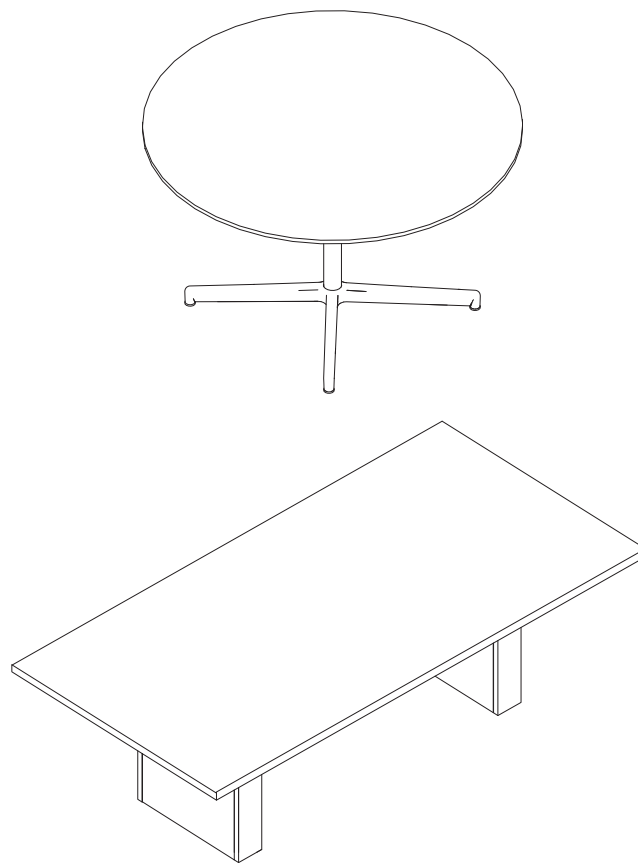
- Low-Pressure Laminate
- High-Pressure Laminate

### Edge

- Plastic

# Currency Enhanced Tables

**Currency Enhanced tables** can be used in a variety of conference and collaborative settings.  
 ▶ Specifying, pages 92–101



## Actual Dimensions

### Currency Enhanced Tables

	Round	Square	Rectangle	Racetrack	Boat
<b>Diameter</b>	36"–54"	N.A.	N.A.	N.A.	N.A.
<b>Depth</b>	N.A.	N.A.	24"–48"	36"–48"	48"
<b>Width</b>	N.A.	36"–54"	36"–168"	66"–168"	96"–168"

## Actual Dimensions

### Currency Enhanced Table Top Thickness

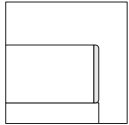
	Low-Pressure Laminate	High-Pressure Laminate
Worksurface/ Top Thickness – 1 1/8" core	1 1/8"	1 3/16"
Worksurface/ Top Thickness – 1 3/8" core	1 3/8"	1 7/16"

\*Worksurface thickness differs based on the worksurface thickness and materiality specified.

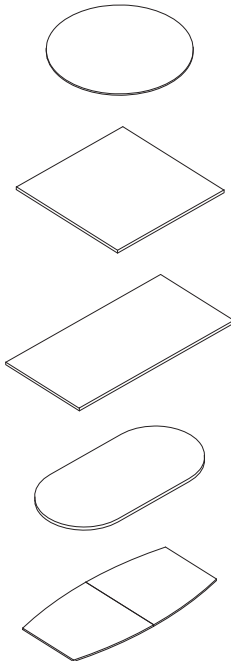
**Product Details**

**Table tops** have a wood core with either a Low- or High-Pressure laminate surface.

**Table tops** are available in 1<sup>1</sup>/<sub>8</sub>" and 1<sup>3</sup>/<sub>8</sub>" core thickness.



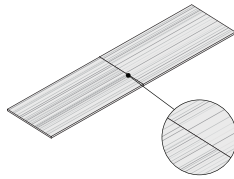
**Table tops** features a 3 mm square edge profile.



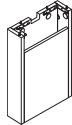
**Currency Enhanced table tops** are available in the following shapes: round, square, rectangle, racetrack, and boat.

**All tops** are available parametrically in 1/16" increments.

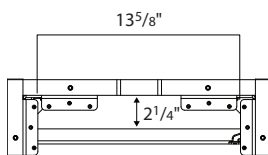
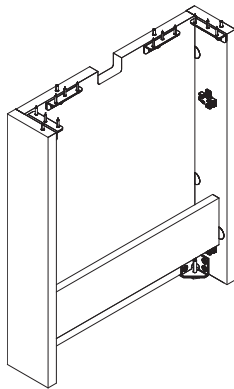
**Two-piece tops** will occur when the top is in Low-Pressure Laminate and larger than 95<sup>3</sup>/<sub>4</sub>"W, and in High-Pressure Laminate and larger than 119<sup>15</sup>/<sub>16</sub>"W. Tops will be split into two equal sections and ship with connecting hardware.



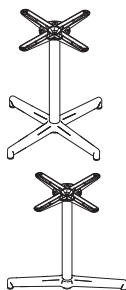
**Two-piece tops** will not have matching grain patterns.



**Rectangular table base** is available in Low- and High-Pressure Laminate, and accommodates routing of power and data cords. Access is provided by a hinged door.



**Interior dimensions of rectangular base** is 13<sup>5</sup>/<sub>8</sub>"W by 2<sup>1</sup>/<sub>4</sub>"D in the center to allow for floor power and data box placement.



**Steel X- and T- bases** are available in 26"W and 36"W. *Tip: When specifying a conference table, base size is predetermined by the selections made, and cannot be changed.*



**Steel post leg** is 3" in diameter.



**Steel column leg** is 6" in diameter.



**Steel square leg** is available in three different heights to create a range of table applications, including conferencing, end tables, and coffee tables.

**Surface Materials**

**Case**

- Low-Pressure Laminate

**Headset**

- Low-Pressure Laminate

**Table top**

- Low-Pressure Laminate
- High-Pressure Laminate

**Edge profile**

- 3 mm plastic

**Rectangular table base**

- Low-Pressure laminate

**X- and T- base**

- Paint
- Polished Chrome

**Post leg**

- 4799 Platinum Metallic
- 7207 Black

**Column leg**

- 4799 Platinum Metallic
- 7207 Black

**Square leg**

- Paint
- Polished Chrome

**Hinged door power unit**

- 8043 Clear Anodized Aluminum

**Power, Wiring & Cabling**

**Grommet option** allows for either no grommet or hinged door power unit.

**Hinged door power unit**

has two power outlets and openings for two data ports. The bottom of the units is open to allow pass-through of power and data cables to the floor. Available as an option on conference table tops and as a separate style number.

**Rectangular table base**

accommodates routing of power and data cords. Access is provided by a hinged door.

**Round grommets**

are available as a separate style number, and are field installed. Grommets are 2<sup>3</sup>/<sub>4</sub>" in diameter and allows for cable and cord pass-through in the worksurface.

# Currency Enhanced Pedestals

## Fixed and Mobile

**Fixed pedestals** are floor standing and can support worksurfaces at 21<sup>11</sup>/<sub>32</sub>"H or 27<sup>11</sup>/<sub>32</sub>"H.

*Tip: Using Currency Enhanced storage with Universal Steel storage is not recommended.*

► Specifying, page 109

**Top** is open on fixed pedestals and accommodates attachment to a worksurface. Attachment hardware is included.

**Drawer fronts** are available in Low-Pressure Laminate and High-Pressure Laminate, and are full to the bottom of the case (no toe kick).

**Finished back and sides** are standard on pedestals.

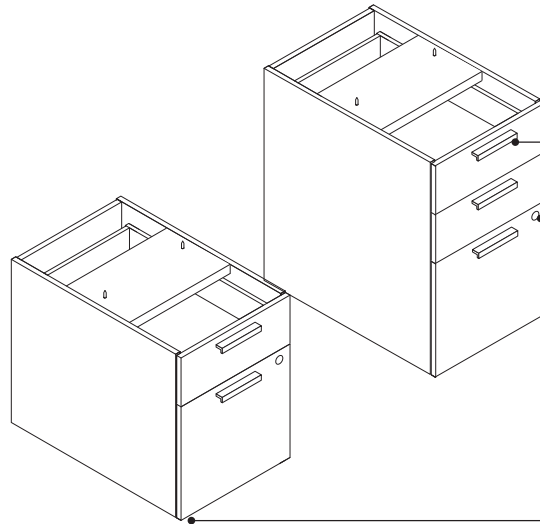
**File drawers** open their full depth for total access to the contents and have an integrated U-channel on the drawer bodies for hanging file folder frames.

**Mobile pedestals** can be moved wherever storage is needed. They provide an auxiliary worksurface when you need more space to spread out your work.

► Specifying, page 111

*Tip: Two-High mobile pedestals do not fit under desks with reinforcement channels.*

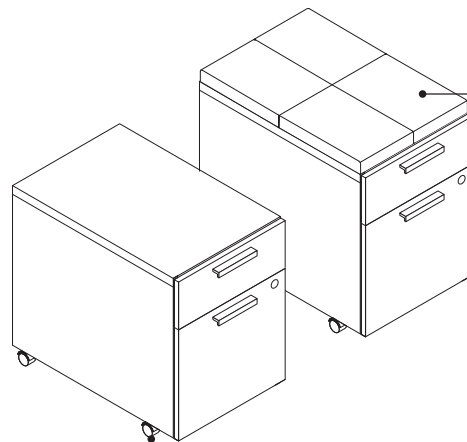
**Top on mobile pedestal** is 1<sup>1</sup>/<sub>8</sub>" thick and is available in Low-Pressure Laminate and High-Pressure Laminate.



**Pulls on pedestals** are available in a variety of shapes.

**Lock** is standard on pedestals. Lock is located in the bottom drawer, and locks the drawer it is located in and the one above. Locks are specified with storage, but shipped separately. Locks are field installed.

**Leveling glides** adjust to install pedestals on uneven floors and have a 1<sup>1</sup>/<sub>2</sub>" adjustable glide range.



**Mobile pedestal cushion top** provides a temporary seat ideal for informal gatherings. Cushion top is ordered separately and requires field installation.

► Specifying, page 113

*Tip: Two-High mobile pedestals with a cushion top will not fit under a desk.*

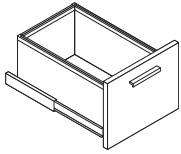
**Four casters** are hard composition and non-locking, with a full-rotation swivel.

### Actual Dimensions

	1.5-High Fixed Pedestals (Box/File)	Two-High Fixed Pedestals (Open/Box/File, Box/Box/File, and File/File)
<b>Depth</b>	18 <sup>7</sup> / <sub>8</sub> " and 24"	18 <sup>7</sup> / <sub>8</sub> ", 22 <sup>13</sup> / <sub>16</sub> ", 24", 29 <sup>1</sup> / <sub>16</sub> ", and 30"
<b>Width</b>	15 <sup>3</sup> / <sub>4</sub> "	15 <sup>3</sup> / <sub>4</sub> "
<b>Height</b>	21 <sup>3</sup> / <sub>8</sub> "	27 <sup>5</sup> / <sub>16</sub> "
	1.5-High Mobile Pedestals (Box/File)	Two-High Mobile Pedestals (Open/Box/File, Box/Box/File, and File/File)
<b>Depth</b>	18 <sup>7</sup> / <sub>8</sub> " and 22"	22"
<b>Width</b>	15 <sup>3</sup> / <sub>4</sub> "	15 <sup>3</sup> / <sub>4</sub> "
<b>Height</b>	23 <sup>2</sup> / <sub>3</sub> "	27"

## Product Details

**Drawers** are black, bore and dowel construction.

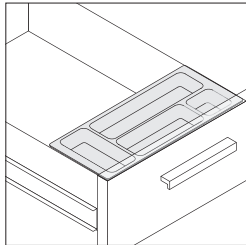


**File drawer body** is standard with integrated U-channel to accommodate hanging folder files.

**All pedestal file drawers** accommodate front-to-back and side-to-side letter filing.

**24"D, 29<sup>1</sup>/<sub>16</sub>"D, and 30"D pedestal file drawers** also accommodate front-to-back and side-to-side legal filing.

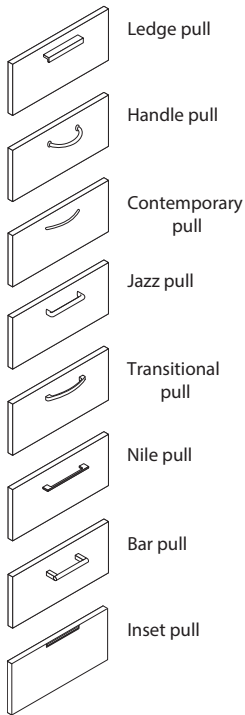
▶ See page 70



**Pencil tray to hold small office supplies** is standard with pedestals with box drawers.

**21<sup>3</sup>/<sub>8</sub>"H fixed pedestal** can be used in combination with other 1.5-High lower storage to create a variety of storage options.

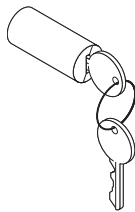
**27<sup>5</sup>/<sub>16</sub>"H fixed pedestal** can be used in combination with other Two-High lower storage to create a variety of storage options.



**Pulls on pedestals** are available in the following styles: ledge, handle, contemporary, jazz, transitional, Nile, bar, and inset.

**Pilot-hole to pilot-hole dimensions** are as follows:

- Ledge: 96 mm
- Handle: 96 mm
- Contemporary: 128 mm
- Jazz: 128 mm
- Transitional: 160 mm
- Nile: 160 mm or 320 mm (depending on storage type)
- Bar: 128 mm
- Inset: N.A.



**Lock cylinders** are available field-installed. Pedestals are shipped installed with plugs, with lock cylinders separate.

**Optional field installed locks** are available with consecutive, specific, and random keying options. Field installed lock cylinders, **LOCK9201FR** or **LOCK9250FR** must be specified separately. When cylinders are ordered, the factory will omit lock cylinders from all Currency Enhanced storage products.

▶ Lock and Keying, page 478

**Mobile pedestal cushion top** is field installed with screws. See assembly instructions for details.

**Counterweight packages** are required to ensure product stability and are ordered as an option, or separately through service parts.

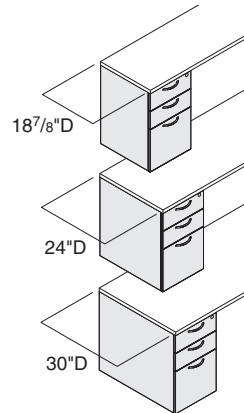
**Counterweights** are not needed when under work surface pedestals are installed in an L-shape, U-shape, or T-shape configuration.

**Counterweights** are required when stacking storage (overheads and bookcases) is mounted to the work surface, and less than the full width of the work surface.

**Counterweights** are not required when stacking storage is mounted to the work surfaces, and is full width of the work surface.

**Counterweights** are available as a service part package for use when furniture is reconfigured into application which require the use of counterweights.

## Connections



**Fixed pedestals** are intended to attach under a work surface for security and support. Pedestals match the depth of Universal work surfaces exactly, or can be paired with Currency Enhanced parametric common top.

**Fixed pedestals** are not to be used alone as a free-standing unit, and must be used with other furniture.

**Pedestals using common tops** must be attached to other storage, a perpendicular work surface, or a panel. A maximum 6" overhang of the work surface is allowed on either side, or back.

## Surface Materials

**Currency Enhanced storage** can be specified with different case, headset, and top laminate finishes. *Tip: Low-Pressure Laminate headsets cannot be specified with High-Pressure Laminate cases.*

### Pedestal case

- Low-Pressure Laminate
- High-Pressure Laminate

### Headsets

- Low-Pressure Laminate
- High-Pressure Laminate

### Top

- Low-Pressure Laminate
- High-Pressure Laminate

### Ledge pull

- 4799 Platinum Metallic
- 7207 Black

### Handle pull

- 0835 Black
- 9211 Nickel

### Contemporary pull

- 0835 Black
- 9201 Polished Chrome
- 9211 Nickel
- 9212 Silver

### Jazz pull

- 0835 Black
- 4799 Platinum Metallic
- 9201 Polished Chrome
- 9211 Nickel
- 9212 Silver

### Transitional pull

- 0835 Black
- 4799 Platinum Metallic
- 7280 Smooth Bronze
- 9211 Nickel

### Nile pull

- 0835 Black
- 4799 Platinum Metallic
- 7280 Smooth Bronze
- 9201 Polished Chrome
- 9211 Nickel

### Bar pull

- 0835 Black
- 9201 Polished Chrome
- 9211 Nickel
- 9212 Silver

### Inset pull

- 4728 Nickel Metallic
- 4799 Platinum Metallic
- 4803 Near Black Metallic
- 7241 Arctic White
- 7278 Dark Bronze

**Lock**

- 9201 Polished Chrome
- 9250 Ember Chrome

**Drawer bodies, drawer suspensions, and glides**

- Black

**Cushion top**

- Upholstery
- ▶ Specifying, page 113

**Application Topics**

**22<sup>3</sup>/<sub>4</sub>"D and 29<sup>1</sup>/<sub>16</sub>"D pedestals** are for use with desk and return shells. Their depth allows them to slide under a desk or return shell to create an array of storage configurations.

**The thickness between Low-Pressure Laminate and High-Pressure Laminate** differs slightly. These slight dimensional differences are accounted for within SmartTools, and are important when specifying a parametric common top. Use SmartTools to specify an exact fit.

**Storage capacities and dimensions**

- ▶ Page 70



# Currency Enhanced One-High, 1.5-High, and Two-High Lower Storage and Lateral Files

**One-High, 1.5-High, and Two-High Currency Enhanced low storage and lateral files** are floor standing and can support worksurfaces at 15<sup>3</sup>/<sub>8</sub>"H, 21<sup>3</sup>/<sub>8</sub>"H, or 27<sup>5</sup>/<sub>16</sub>"H.  
*Tip: Using Currency Enhanced storage with Universal Steel storage is not recommended.*  
 ▶Specifying, pages 114 and 121

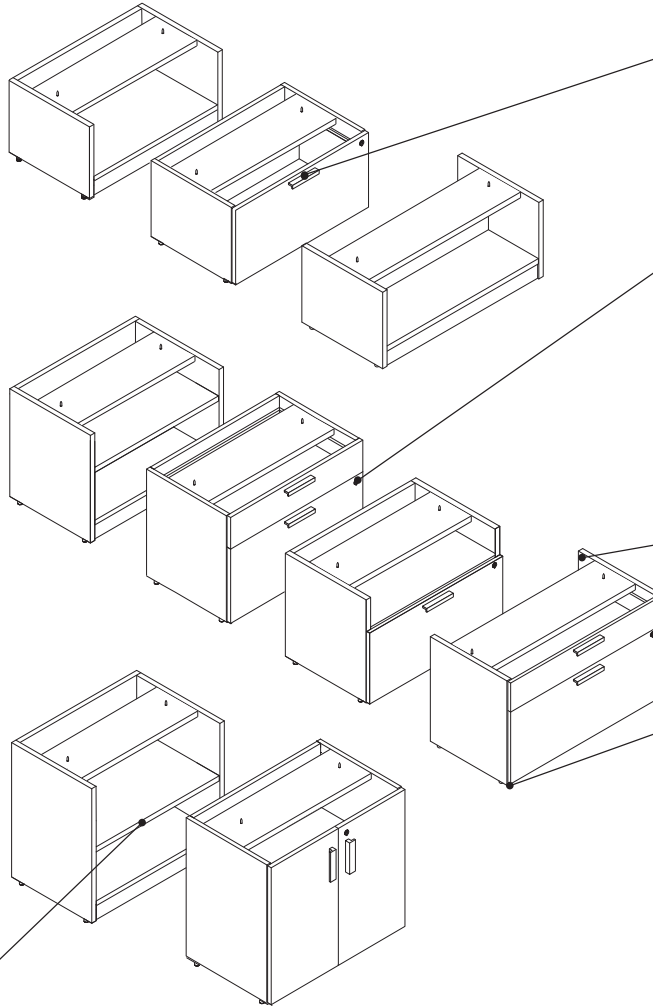
**Tops** can be optioned on to low storage and laterals, and are either 1<sup>1</sup>/<sub>8</sub>" or 1<sup>3</sup>/<sub>8</sub>" thick. If no top is selected, low storage and laterals accommodate attachment to a worksurface or common top. Attachment hardware is included.

**Drawer and door fronts** are available in Low-Pressure Laminate and High-Pressure Laminate, and are full to the bottom of the case (no toe kick).

**Finished back and sides** are standard on low storage and lateral files. Recessed back option on 18<sup>7</sup>/<sub>8</sub>" depth units have an unfinished back.

**File drawers** open their full depth for total access to the contents and have an integrated U-channel on the drawer bodies for hanging file folder frames.

**Adjustable shelf thickness** is 1".



**Pull on low storage with doors and laterals** is available in a variety of shapes.

**Lock** is standard on low storage with doors and lateral files. Lock is located in the top left corner of the right handed door of low storage with doors. Lock is located in the bottom drawer of lateral files, and locks the drawer it is located in and the one above. Locks are specified with storage, but shipped separately. Locks are field installed.

**Recessed back option on 18<sup>7</sup>/<sub>8</sub>" depth units** provides access to power and data outlets in panel, beam, or wall.

**Leveling glides** adjust to install low storage and laterals on uneven floors and have a 1<sup>1</sup>/<sub>4</sub>" adjustable glide range.

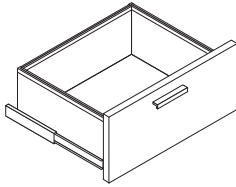
Actual Dimensions			
	One-High File	1.5-High Box/File and Open/File	Two-High File/File
<b>Depth</b>	18 <sup>7</sup> / <sub>8</sub> " and 24"	18 <sup>7</sup> / <sub>8</sub> " and 24"	18 <sup>7</sup> / <sub>8</sub> ", 22 <sup>3</sup> / <sub>4</sub> ", and 24"
<b>Width</b>	30" and 36"	30" and 36"	30" and 36"
<b>Height</b>	15 <sup>3</sup> / <sub>8</sub> "	21 <sup>3</sup> / <sub>8</sub> "	27 <sup>5</sup> / <sub>16</sub> "
	One-High Open File	1.5-High Open File	Two-High Open File
<b>Depth</b>	18 <sup>7</sup> / <sub>8</sub> " and 24"	18 <sup>7</sup> / <sub>8</sub> " and 24"	18 <sup>7</sup> / <sub>8</sub> ", 22 <sup>3</sup> / <sub>4</sub> ", and 24"
<b>Width</b>	30", 36", and 42"	30", 36", and 42"	30", 36", and 42"
<b>Height</b>	15 <sup>3</sup> / <sub>8</sub> "	21 <sup>3</sup> / <sub>8</sub> "	27 <sup>5</sup> / <sub>16</sub> "

\* The top (if specified) matches the depth of units with drawers and doors.  
*Tip: All heights are without top. Add either 1<sup>1</sup>/<sub>8</sub>" or 1<sup>3</sup>/<sub>8</sub>" (depending on selection) to achieve overall height with top.*

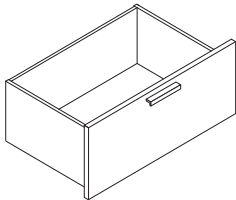


## Product Details

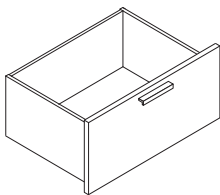
**Drawers** are black, bore and dowel construction.



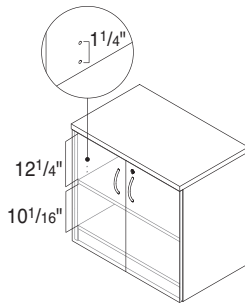
**File drawer body** is standard with integrated U-channel to accommodate hanging folder files.



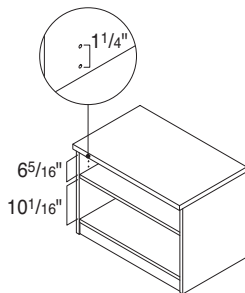
**36"W file drawers** accommodate front-to-back and side-to-side letter filing, as well as front-to-back legal filing. 24"D file drawers also accommodate side-to-side legal filing.



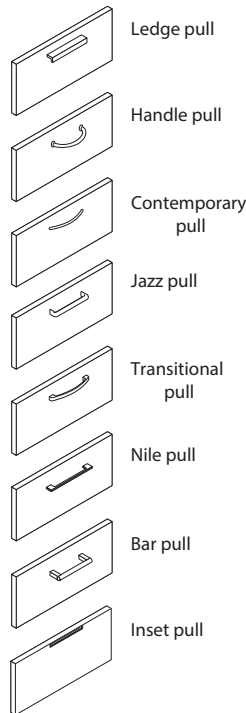
**30"W file drawers** accommodate front-to-back and side-to-side letter filing, as well as front-to-back legal filing. 24"D file drawers also accommodate side-to-side legal filing.



**Two-High lower storage** has three holes for adjustable shelf placement, spaced 1 1/4" apart. When the adjustable shelf is in the bottom position, the top shelf has 12 1/4" of usable space, and the bottom shelf has 10 1/16" of usable space.



**1.5-High lower storage** has three holes for adjustable shelf placement, spaced 1 1/4" apart. When the adjustable shelf is in the bottom position, the top shelf has 6 5/16" of usable space, and the bottom shelf has 10 1/16" of usable space.

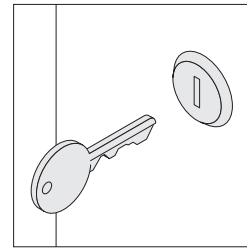


**Pulls on low storage with doors and lateral files** are available in the following styles: ledge, handle, contemporary, jazz, transitional, nile, bar, and inset.

**Pilot-hole to pilot-hole dimensions** are as follows:

- Ledge: 96 mm
- Handle: 96 mm
- Contemporary: 128 mm
- Jazz: 128 mm
- Transitional: 160 mm
- Nile: 160 mm or 320 mm (depending on storage type)
- Bar: 128 mm
- Inset: N.A.

**Lateral files** receive the 320 mm nile pull. All other storage units receive the 160 mm nile pull.



**Locks** are available field-installed. Low storage with doors and lateral files are shipped installed with plugs, with the locks separate.

**Optional field installed locks** are available with consecutive, specific, and random keying options. Field installed lock cylinders, **LOCK9201FR** or **LOCK9250FR** must be specified separately. When cylinders are ordered, the factory will omit lock cylinders from all Currency Enhanced storage products. ▶ Lock and Keying, page 478

**Counterweight packages** are required to ensure product stability and are ordered as an option, or separately through service parts.

**Counterweights** are not needed when lateral files are installed in an L-shape, U-shape, or T-shape configuration.

**Counterweights** are required when stacking storage (overheads and bookcases) is mounted to the worksurface, and less than the full width of the worksurface.

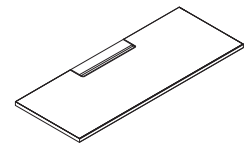
**Counterweights** are not required when stacking storage is mounted to the worksurfaces, and is full width of the worksurface.

**Counterweights** are available as a service part package for use when furniture is reconfigured into application which require the use of counterweights.

**Counterweight type and quantity** varies depending on size and storage configuration. Units with counterweights will ship with either standard or steel counterweights. Steel counterweight pricing will equal the price of two standard counterweights.

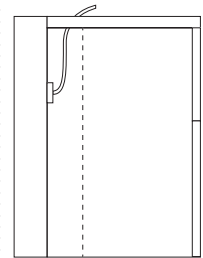
**One adjustable shelf** is included in 1.5-High and Two-High open and hinged door configurations.

**Recessed back storage** includes laminate front and sides. The back of the storage is inset 3 3/4" to allow access to Answer beam power receptacles. Recessed back storage does not include a top.

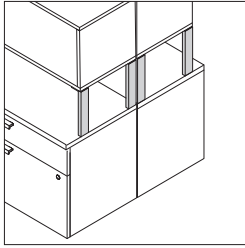


**Square edge tops with 1/2" cord drop** are ordered separately through Universal Systems Worksurfaces. Specify option hinged door for power and data outlet access.

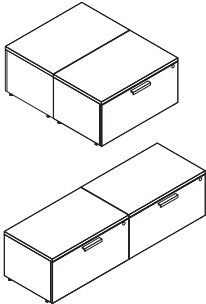
▶ See *Answer Freestanding Specification Guide*.



**Currency Enhanced storage with recessed back** should be used when storage will be placed in front of a power outlet.



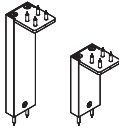
**When One-High or 1.5-High storage is used in conjunction with intermediate supports or stanchions**, specify no top open and order square edge tops with 1/2" cord drop or common top separately.



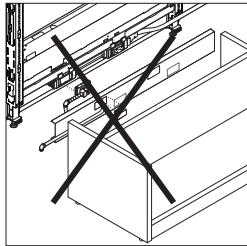
**Ganging hardware** is available to provide alignment by joining adjacent components side-by-side, back-to-back, or both.

**Side-by-side units with individual tops** will result in a nominal 3/32" gap.

### Wiring and Cabling



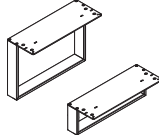
**Use mid storage supports** attached to 1.5-High and Two-High laminate storage to support the opposite end of stanchion mounted storage on an Answer beam. ▶ See *Answer Beam and Answer Fence Specification Guide*.



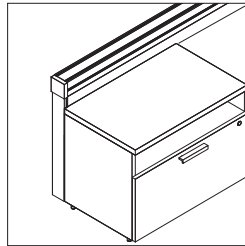
**Recessed back units** cannot be used to conceal base power infeed. ▶ See *Answer Beam and Answer Fence Specification Guide*.

### Application Topics

**22 3/4" D low storage and laterals** are for use with desk and return shells. Their depth allows them to slide under a desk or return shell to create an array of storage configurations.



**Intermediate supports** are used with Currency Enhanced One-High or 1.5-High storage as a work-surface support, allowing for nesting of low storage. Use square edge tops with 1/2" cord drop when used in beam applications.



**Storage to beam connector** attaches to One-High, 1.5-High, and Two-High storage to Answer beam to support a beam segment. Connector must attach to a finished back. One-High, 1.5-High, and Two-High storage can not be placed over Answer beam foot.

**Storage-to-beam connector** can not be used with Answer panels.

**Panel connector bracket, HDPNLCNT**, is available to connect to an Answer panel. Connector bracket provides added stability to panels and eliminates the need for return panels. ▶ See *Storage Specification Guide*.

### Surface Materials

**Currency Enhanced storage** can be specified with different case, headset, and top laminate finishes. *Tip: Low-Pressure Laminate headsets cannot be specified with High-Pressure Laminate cases.*

#### Low storage or lateral file case

- Low-Pressure Laminate
- High-Pressure Laminate

#### Headsets

- Low-Pressure Laminate
- High-Pressure Laminate

#### Top

- Low-Pressure Laminate
- High-Pressure Laminate

#### Ledge pull

- 4799 Platinum Metallic
- 7207 Black

#### Handle pull

- 0835 Black
- 9211 Nickel

#### Contemporary pull

- 0835 Black
- 9201 Polished Chrome
- 9211 Nickel
- 9212 Silver

#### Jazz pull

- 0835 Black
- 4799 Platinum Metallic
- 9201 Polished Chrome
- 9211 Nickel
- 9212 Silver

#### Transitional pull

- 0835 Black
- 4799 Platinum Metallic
- 7280 Smooth Bronze
- 9211 Nickel

#### Nile pull

- 0835 Black
- 4799 Platinum Metallic
- 7280 Smooth Bronze
- 9201 Polished Chrome
- 9211 Nickel

#### Bar pull

- 0835 Black
- 9201 Polished Chrome
- 9211 Nickel
- 9212 Silver

### Inset pull

- 4728 Nickel Metallic
- 4799 Platinum Metallic
- 4803 Near Black Metallic
- 7241 Arctic White
- 7278 Dark Bronze

### Lock

- 9201 Polished Chrome
- 9250 Ember Chrome

### Drawer bodies, drawer suspensions, and glides

- Black

# Currency Enhanced Storage Filler Panels

Currency Enhanced  
Storage Filler Panels

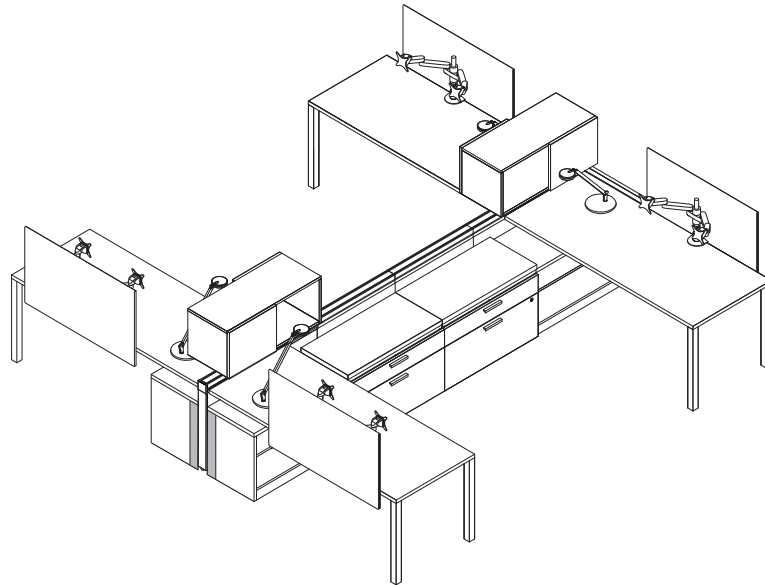
Currency Enhanced

**Fillers** can be used with  
18<sup>7</sup>/<sub>8</sub>"D Currency Enhanced  
One-High, 1.5-High, and  
Two-High lower storage  
in conditions where 24"D  
worksurface is desired. The  
filler will fill the gap between  
storage and panel.  
▶ Specifying page 117

**Fillers** attach to lower stor-  
age units and to the work-  
surface above. Fillers cannot  
be used with the storage-to-  
beam connector to provide  
support to beam.

**Fillers** are laminate with  
matching edge banding.  
They are available in three  
heights to match the height  
of Currency Enhanced One-  
High, 1.5-High, and Two-  
High storage without tops.

**Fillers** should not be used  
to enclose location of a base  
power feed.

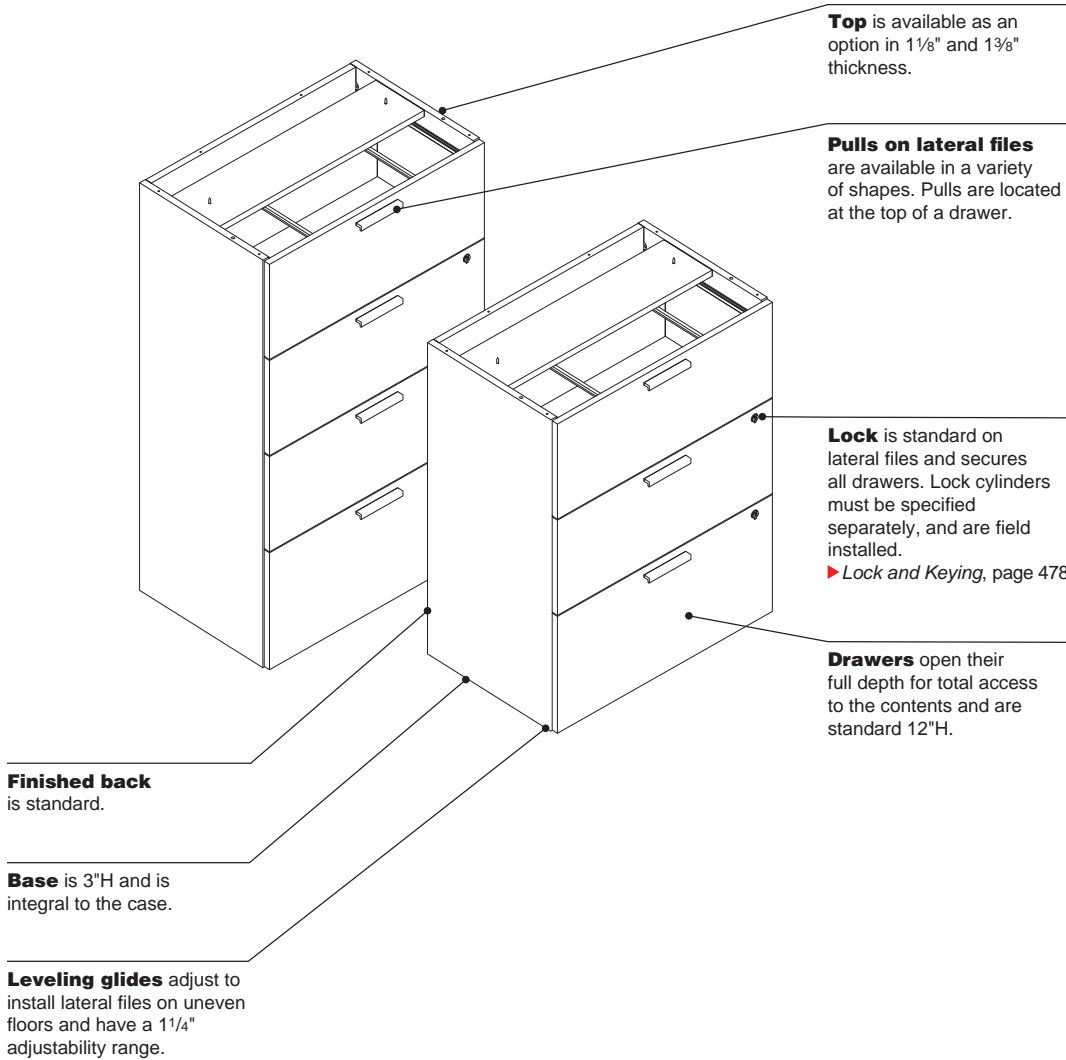


## Actual Dimensions

	One-High	1.5-High	Two-High
Depth	1"	1"	1"
Width	5 <sup>1</sup> / <sub>8</sub> "	5 <sup>1</sup> / <sub>8</sub> "	5 <sup>1</sup> / <sub>8</sub> "
Height	15 <sup>3</sup> / <sub>8</sub> "	21 <sup>3</sup> / <sub>8</sub> "	27 <sup>5</sup> / <sub>16</sub> "

# Currency Enhanced Three-High and Four-High Lateral Files

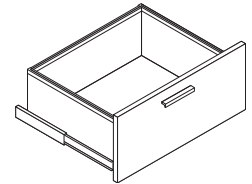
**Lateral files** are ideal for high-density paper storage.   
 ▶ Specifying, page 119



## Product Details

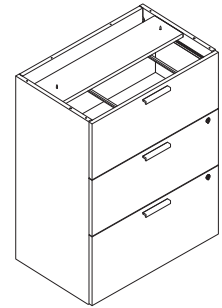
**Laterals** cannot be placed over an Answer panel foot.

**Pulls** are available in a variety of shapes.



**File drawer body** is standard with integral top rail to accommodate hanging folder files. Drawers are a black bore and dowel construction with a proud front.

**Safety interlock system** allows only one drawer or roll-out shelf to be opened at a time.

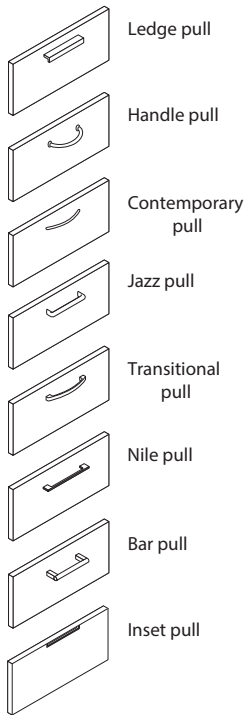


**No-top option for lateral files** is available for installations where cases will be installed under a worksurface or beneath a common top shared among several lateral files. Hardware is included to attach case to worksurface.

## Actual Dimensions

	Three-High	Four-High
Depth	18 7/8" and 24"	18 7/8" and 24"
Width	30" and 36"	30" and 36"
Height	39 1/8"	51 1/8"

*Tip: Heights shown are without a top.*

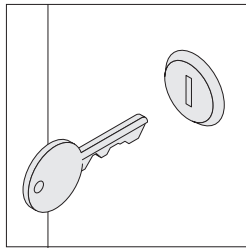


**Pulls on lateral files** are available in the following styles: ledge, handle, contemporary, jazz, transitional, Nile, bar, and inset.

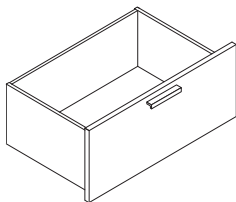
**Pilot-hole to pilot-hole dimensions** are as follows:

- Ledge: 96 mm
- Handle: 96 mm
- Contemporary: 128 mm
- Jazz: 128 mm
- Transitional: 160 mm
- Nile: 160 mm or 320 mm (depending on storage type)
- Bar: 128 mm
- Inset: N.A.

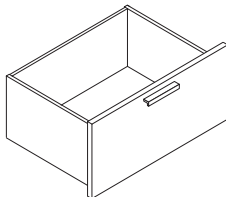
**Lateral files** receive the 320 mm Nile pull. All other storage units receive the 160 mm Nile pull.



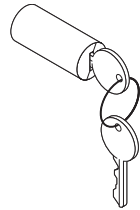
**Locks** are available field-installed. Lateral files are shipped installed with plugs, with the locks separate.



**36" W file drawers** accommodate front-to-back and side-to-side letter filing, as well as front-to-back legal filing. 24" D file drawers also accommodate side-to-side legal filing.

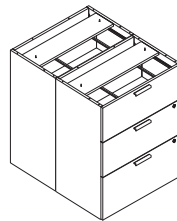


**30" W file drawers** accommodate front-to-back and side-to-side letter filing, as well as front-to-back legal filing. 24" D file drawers also accommodate side-to-side legal filing.



**Optional field-installed locks** are available with consecutive, specific, and random keying options. Field-installed lock cylinders (**LOCK9201FR** or **LOCK9250FR**) must be specified separately. When cylinders are ordered, the factory will omit lock cylinders from all Currency Enhanced products.

► *Lock and Keying*, page 478



**Ganging hardware** is available to provide alignment by joining adjacent components side-by-side, back-to-back, or both.

**Counterweight packages** are required to ensure product stability and are ordered as an option or separately. Product specification pages indicate the correct counterweight package for each style number and any exceptions where counterweights are not required.

## Surface Materials

**Currency Enhanced lateral files** can be specified with different case, headset, and top laminate finishes.

### Lateral file case

- Low-Pressure Laminate

### Headsets

- Low-Pressure Laminate

### Top

- Low-Pressure Laminate

### Ledge pull

- 4799 Platinum Metallic
- 7207 Black

### Handle pull

- 0835 Black
- 9211 Nickel

### Contemporary pull

- 0835 Black
- 9201 Polished Chrome
- 9211 Nickel
- 9212 Silver

### Jazz pull

- 0835 Black
- 4799 Platinum Metallic
- 9201 Polished Chrome
- 9211 Nickel
- 9212 Silver

### Transitional pull

- 0835 Black
- 4799 Platinum Metallic
- 7280 Smooth Bronze
- 9211 Nickel

### Nile pull

- 0835 Black
- 4799 Platinum Metallic
- 7280 Smooth Bronze
- 9201 Polished Chrome
- 9211 Nickel

### Bar pull

- 0835 Black
- 9201 Polished Chrome
- 9211 Nickel
- 9212 Silver

### Inset pull

- 4728 Nickel Metallic
- 4799 Platinum Metallic
- 4803 Near Black
- 7241 Arctic White
- 7278 Dark Bronze

### Lock

- 9201 Polished Chrome
- 9250 Ember Chrome

### Drawer bodies, drawer suspensions, and glides

- Black

## Application Topics

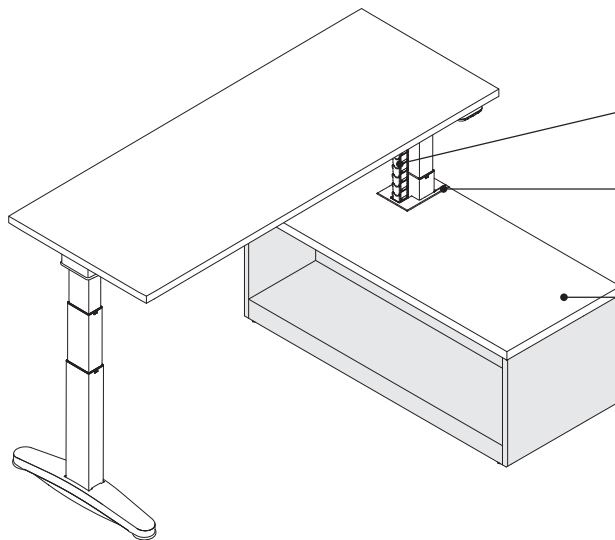
### Storage Capacities and Dimensions

► Page 70

# Currency Enhanced One-High and 1.5-High Open Storage for Ology, Migration SE, and Slim Leg HAD Applications

**Currency Enhanced One-High and 1.5-High open storage** are available with options to accommodate Ology, Migration SE, and Slim Leg HAD leg integration. They provide a clean aesthetic with an efficient footprint. Ease of access to your items under the desk is convenient with the open storage configuration.

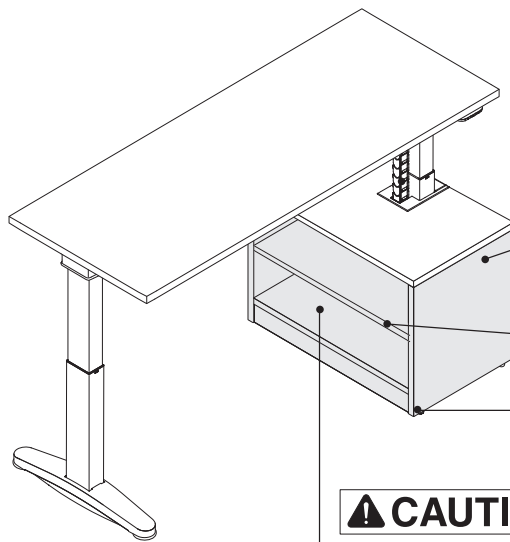
► Specifying, page 121



**Wire manager** keeps wires tidy and functionally flexes vertically.

**Grommet** provides a clean area where the desk leg integrates.

**Units** come without tops. Currency Enhanced tops for Ology, Migration SE, and Slim Leg HAD applications are ordered separately.



**Usable depth in One-High and 1.5-High open storage** is 10<sup>4</sup>/<sub>5</sub>"D for Ology application and 9<sup>3</sup>/<sub>10</sub>"D for Migration SE and Slim Leg HAD applications.

**Shelf thickness** is 1".

**Leveling glides** adjust to install on uneven floors and have a 1<sup>1</sup>/<sub>4</sub>" adjustable glide range.

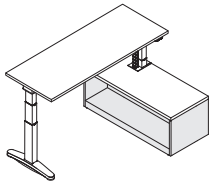
## CAUTION

**1.5-High HAD integrated storage** can only be used with basic height Ology and Migration SE.

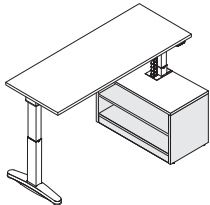
### Actual Dimensions

	One-High	1.5-High
<b>Depth</b>	18 <sup>7</sup> / <sub>8</sub> "	18 <sup>7</sup> / <sub>8</sub> "
<b>Usable Depth for Ology application</b>	10 <sup>2</sup> / <sub>5</sub> "	10 <sup>2</sup> / <sub>5</sub> "
<b>Usable Depth for Migration SE application</b>	9 <sup>3</sup> / <sub>10</sub> "	9 <sup>3</sup> / <sub>10</sub> "
<b>Width</b>	30", 36", 42", 48", 60", and 72"	30", 36", 42", 48", 60", and 72"
<b>Height</b>	15 <sup>3</sup> / <sub>8</sub> "	21 <sup>3</sup> / <sub>8</sub> "

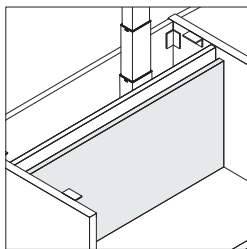
**Product Details**



**One-High open storage** can be used with Ology extended range desks, Ology basic range desks, Migration SE extended range desks, Migration SE basic range desks, and Slim Leg HAD.

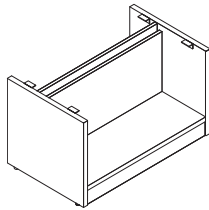


**1.5-High open storage** can be used with Ology basic range desks, Migration SE basic range desks, and Slim Leg HAD.

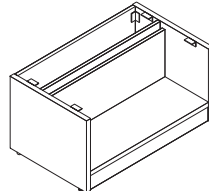


**One-High and 1.5-High open storage** have a merle painted steel, removable interior back panel to allow access to the base.

**One-High and 1.5-High open storage** cannot be interchanged. Use Ology open storage with Ology desk, Migration SE open storage with Migration SE desk, and Slim Leg HAD open storage with Slim Leg HAD.

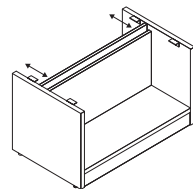


Open back



Finished back

**Ology, Migration SE, and Slim Leg HAD open units** offer an option of open back or a finished back for use in applications where the back of the unit is exposed, such as an aisle-way.



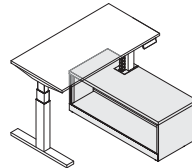
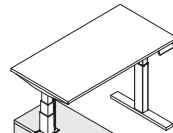
**Open back units for Ology desks** have 6" clearance. Open back units for Migration SE and Slim Leg HAD units have 7<sup>2</sup>/<sub>25</sub>" clearance.

**Integrated storage options** that apply to One-High and 1.5-High units are only meant for use with the specified height-adjustable desk. For example, open storage specified for Migration SE cannot later be blended with Ology.

**Integrated open laterals** do not accommodate 24"D, 30"D, or 36"D Migration SE worksurfaces. See actual dimensions chart on next page.

**Application Topics**

**Base units are non-handed.** Handedness is identified in the specification of the tops, which are ordered separately.

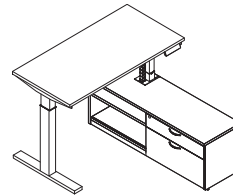


**Application** is determined by which leg of the desk is located inside the storage.

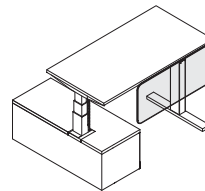
**Location of the Ology, Migration SE, and Slim Leg HAD port in tops** is determined by the application orientation. If right leg is integrated into storage, it is a right application. Ology or Migration SE desks cannot be placed in the middle of the Currency Enhanced common top.

**Currency Enhanced tops for Ology, Migration SE, and Slim Leg HAD application** feature a cutout for legs and are used on individual storage units.

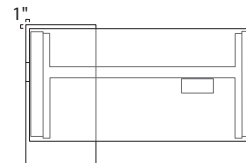
**Currency Enhanced common tops for Ology, Migration SE, and Slim Leg HAD application** can be used with two units side-by-side when one storage unit is required for leg integration.



**Currency Enhanced common tops for Ology, Migration SE, and Slim Leg HAD open units application** are available when ganging height adjustable desk integrated storage units to other Currency Enhanced lower storage units of the same height and depth.



**Universal privacy/modesty screens** must be undersized and justified to the outside when used with a storage unit.



**To help avoid pinch points,** the Currency Enhanced One-High and 1.5-High lower storage for height-adjustable desk application extends 1" past the back of the height-adjustable desk worksurface.

**Surface Materials**

**Case**

- Low-Pressure Laminate
- High-Pressure Laminate

**HAD Integrated Storage Case Widths and Desk Dimensions**

<b>Ology Desk Depth</b>						
<b>Case Width</b>	23"	24"	29"	30"	35"	36"
<b>30"</b>	●	●	●	●	N.A.	N.A.
<b>36"</b>	●	●	●	●	●	●
<b>42"-72"</b>	●	●	●	●	●	●

<b>Migration SE Desk Depth</b>						
<b>Case Width</b>	23"	24"	29"	30"	35"	36"
<b>30"</b>	●	N.A.	N.A.	N.A.	N.A.	N.A.
<b>36"</b>	●	N.A.	●	N.A.	●	N.A.
<b>42"-72"</b>	●	N.A.	●	N.A.	●	N.A.

*Tip: C-leg only available with HAD integrated storage when desk is 29"D.*

<b>Slim Leg HAD Desk Depth</b>						
<b>Case Width</b>	28"	29"	30"	34"	35"	36"
<b>30"</b>	●	●	●	N.A.	N.A.	N.A.
<b>36"</b>	●	●	●	●	●	●
<b>42"-72"</b>	●	●	●	●	●	●





# Currency Enhanced Credenzas

**Credenzas** come in various depths, heights, and storage configurations.  
 ▶ Specifying, pages 128–136

**Full storage credenzas** are available in 18<sup>7</sup>/<sub>8</sub>"D and 24"D, and 1.5-High and Two-High heights.

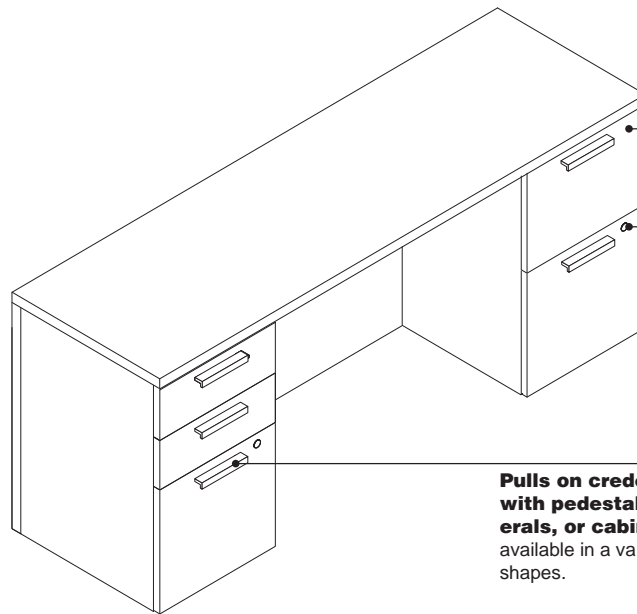
**Tops** are available in either 1<sup>1</sup>/<sub>8</sub>" or 1<sup>3</sup>/<sub>8</sub>" thicknesses.

**Finished back** is included on all full storage credenzas.

**Recessed-back option** provides access to power and data outlets in panel, beam, or wall applications.

**Credenzas with kneespace** are available in 24"D, and single or double pedestal configurations.

**Modesty panels** are available on credenzas with kneespace in either full height or 1/4-height.

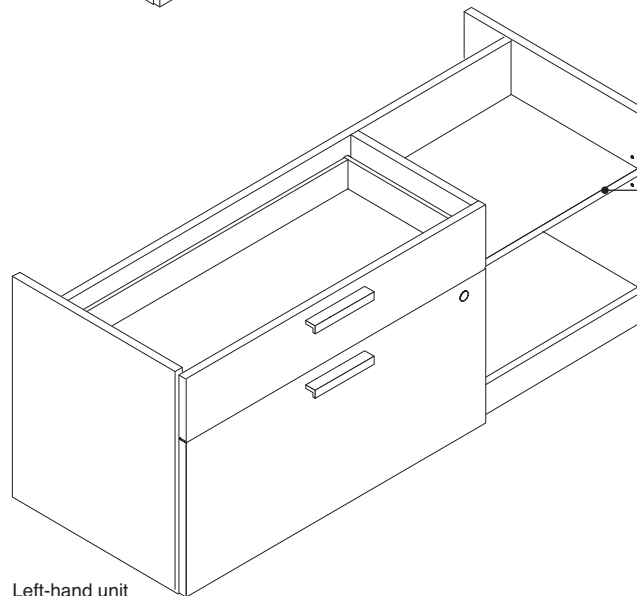


**Drawers** are a black bore and dowel construction.

**Lock** is standard on credenzas with pedestals, laterals, or cabinets. Lock is located in either the bottom drawer, and locks the drawer it is located in and the one above, or the right-handed door. Lock cylinders must be specified separately, and are field installed.

▶ *Lock and Keying*, page 478

**Pulls on credenzas with pedestals, laterals, or cabinets** are available in a variety of shapes.



**Adjustable shelf thickness** is 1".

**Leveling glides** adjust to install credenzas on uneven floors and have a 1<sup>1</sup>/<sub>4</sub>" adjustable glide range.

Left-hand unit

## Actual Dimensions

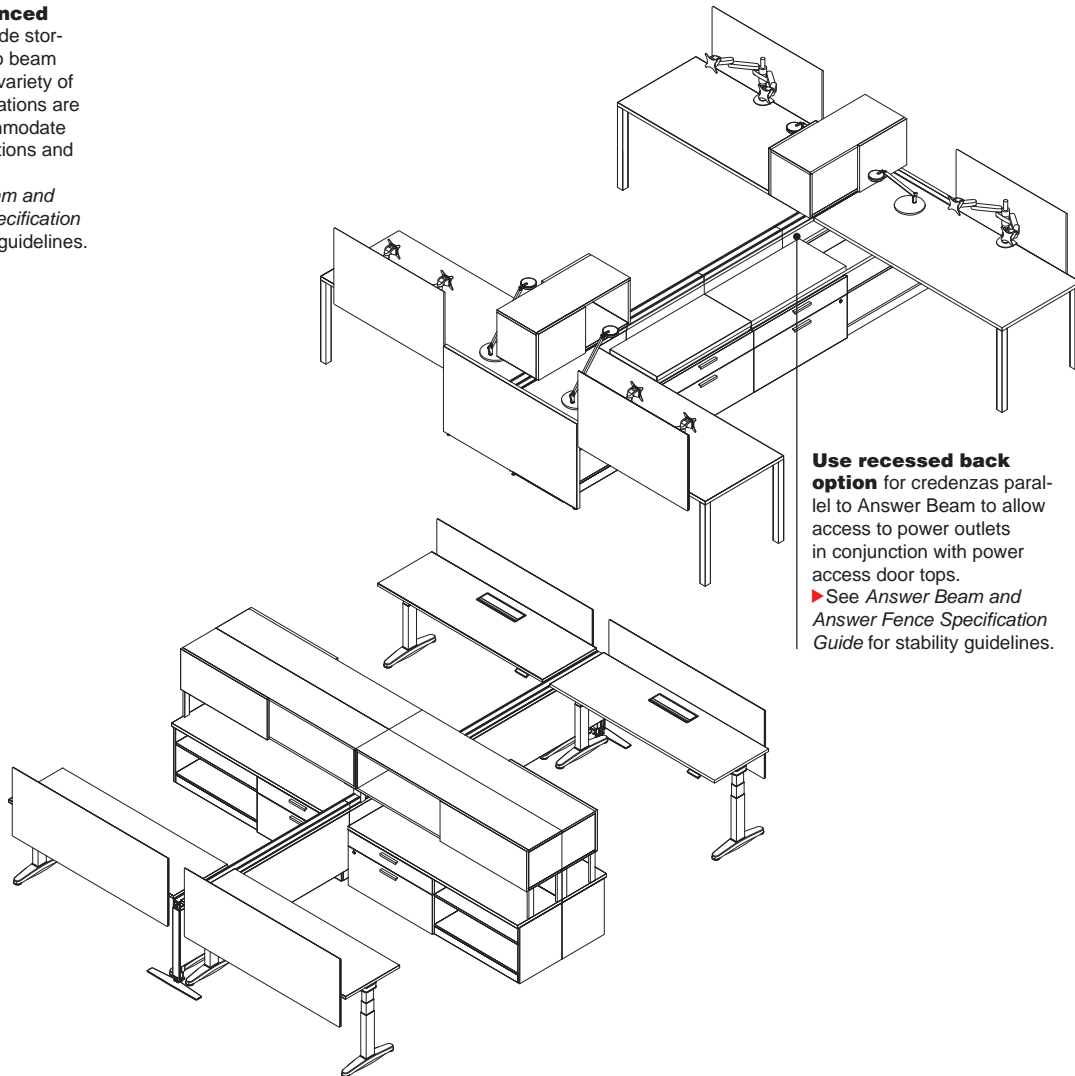
### Currency Enhanced Credenza Top Thickness

	Low-Pressure Laminate	High-Pressure Laminate
Worksurface/ Top Thickness – 1 <sup>1</sup> / <sub>8</sub> " core	1 <sup>1</sup> / <sub>8</sub> "	1 <sup>3</sup> / <sub>16</sub> "
Worksurface/ Top Thickness – 1 <sup>3</sup> / <sub>8</sub> " core	1 <sup>3</sup> / <sub>8</sub> "	1 <sup>7</sup> / <sub>16</sub> "

*Tip: Top thickness differs based on the worksurface thickness and materiality specified.*

**Currency Enhanced credenzas** provide storage and support to beam based settings. A variety of credenza configurations are available to accommodate a range of applications and needs.

▶ See *Answer Beam and Answer Fence Specification Guide* for stability guidelines.



### Actual Dimensions

#### Full Storage Credenzas

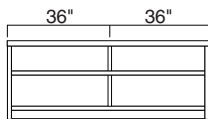
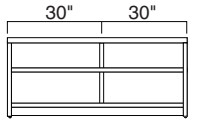
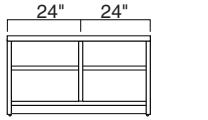
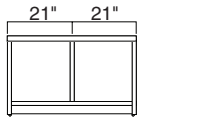
	Open/Open	Open/ Lateral File	Lateral File/ Lateral File	Lateral File/ Cabinet	Cabinet/ Cabinet
Depth	18 <sup>7</sup> / <sub>8</sub> " and 24"	18 <sup>7</sup> / <sub>8</sub> " and 24"	18 <sup>7</sup> / <sub>8</sub> " and 24"	18 <sup>7</sup> / <sub>8</sub> " and 24"	18 <sup>7</sup> / <sub>8</sub> " and 24"
Width	48", 60", 66", and 72"	42", 48", 60", 66", and 72"	60", 66", and 72"	60", 66", and 72"	60", 66", and 72"
Height	21 <sup>3</sup> / <sub>8</sub> " and 27 <sup>5</sup> / <sub>16</sub> "	21 <sup>3</sup> / <sub>8</sub> " and 27 <sup>5</sup> / <sub>16</sub> "	21 <sup>3</sup> / <sub>8</sub> " and 27 <sup>5</sup> / <sub>16</sub> "	21 <sup>3</sup> / <sub>8</sub> " and 27 <sup>5</sup> / <sub>16</sub> "	21 <sup>3</sup> / <sub>8</sub> " and 27 <sup>5</sup> / <sub>16</sub> "

#### Credenzas with Kneespace

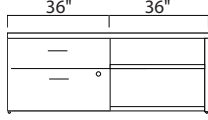
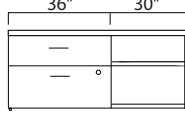
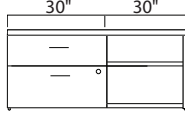
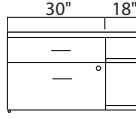
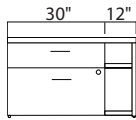
	Single Pedestal	Double Pedestal
Depth	18 <sup>7</sup> / <sub>8</sub> " and 24"	18 <sup>7</sup> / <sub>8</sub> " and 24"
Width	66" and 72"	66" and 72"
Height	28 <sup>7</sup> / <sub>16</sub> "	28 <sup>7</sup> / <sub>16</sub> "

*Tip: Credenzas with kneespace are standard with a 1<sup>1</sup>/<sub>8</sub>"-thick top, included in the overall height.*

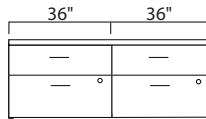
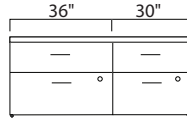
**Product Details**



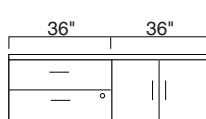
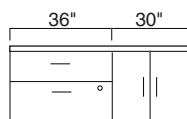
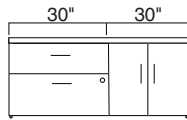
**Open/open credenzas** are divided evenly with a single center support in all widths.



**Open/lateral file credenzas in 42"W, 48"W, and 60"W** include 30"W file drawers. 66"W and 72"W open/lateral file credenzas include 36"W file drawers.

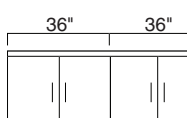
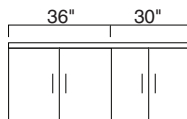
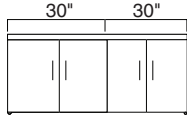


**Lateral file/lateral file credenzas in 60"W** include 30"W file drawers. 66"W lateral file/lateral file credenzas include 36"W (left) and 30"W (right) file drawers. 72"W lateral file/lateral file credenzas include 36"W file drawers.

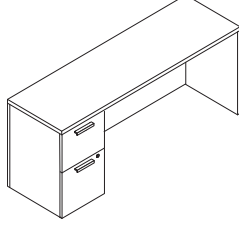
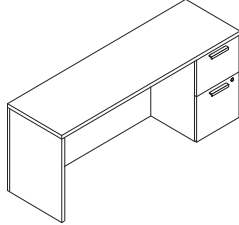
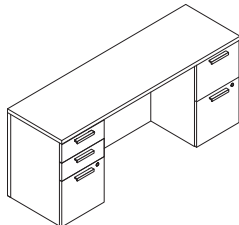


**Lateral file/cabinet credenzas in 60"W** include 30"W file drawers. 66"W and 72"W lateral file/cabinet credenzas include 36"W file drawers.

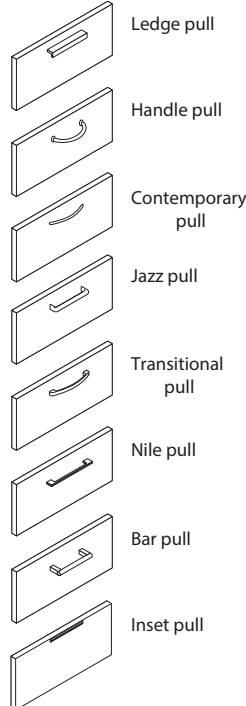
*Tip: "Handedness" option of lateral file/open or lateral file/cabinet credenzas determine the location of the lateral file.*



**Cabinet/cabinet credenzas** are divided evenly with a single center support in 42"W and 48"W cases and double center support in 60"W, 66"W, and 72"W cases. All widths include four doors.



**Credenzas with kneespace** are available in 66"W and 72"W include either a left, right, or double pedestal configuration.

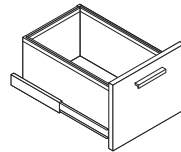


**Pulls** are available in the following styles: ledge, handle, contemporary, jazz, transitional, nile, bar, and inset.

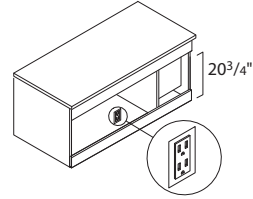
**Pilot-hole to pilot-hole dimensions** are as follows:

- Ledge: 96 mm
- Handle: 96 mm
- Contemporary: 128 mm
- Jazz: 128 mm
- Transitional: 160 mm
- Nile: 160 mm or 320 mm (depending on storage type)
- Bar: 128 mm
- Inset: N.A.

**Lateral files** receive the 320 mm nile pull. All other storage units receive the 160 mm nile pull.



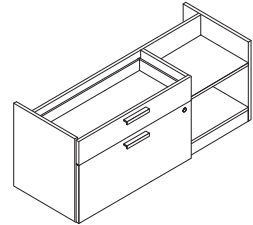
**File drawer body** is standard with integrated U-channel to accommodate hanging folder files.



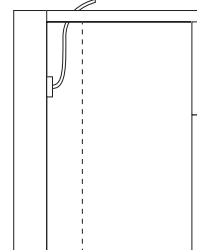
**1/4-height modesty panels** are intended for use up against a wall to provide 20<sup>3</sup>/<sub>4</sub>" of clearance from the floor to the bottom of the modesty panel for wall power access, or 13<sup>3</sup>/<sub>4</sub>" of clearance from the top of the bottom stretcher to the bottom of the modesty panel. Top modesty and bottom stretcher are 6<sup>1</sup>/<sub>2</sub>" tall. Bottom stretcher is included when 1/4-height modesty is specified.

**Modesty panels and back panels** have horizontal grain direction.

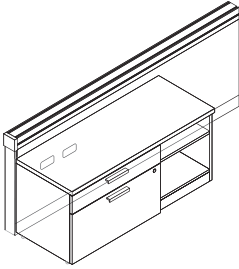
**End panels** have vertical grain direction.



**Recessed-back credenzas** inset the back of the storage by 3<sup>3</sup>/<sub>4</sub>" to allow access to Answer beam power receptacles. Storage does not include a top.



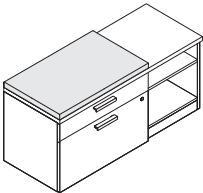
**Currency Enhanced credenza with recessed back** should be used when storage will be placed in front of a power outlet.



**Square edge laminate top with 1/2" cord drop** must be specified with door location that aligns with outlet location on Answer Beam.

**Square edge laminate tops** feature option power access door and can be used as individual storage tops or common tops.

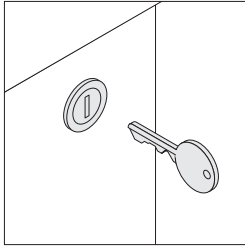
▶ See *Answer Freestanding Specification Guide*.



**Basic cushion enhanced** is available for use on 1.5-High and Two-High credenzas. Basic cushion enhanced is ordered separately and requires field-installation.

▶ See *Storage Specification Guide*.

*Tip: Basic cushion enhanced is available on Currency Enhanced credenzas with a top only.*



**Locks** are standard on credenzas. Lock cylinders must be specified separately, and are field installed.

▶ Lock and Keying, page 478

**Field installed locks** are available with consecutive, specific, and random keying options. **LOCK9201FR** or **LOCK9250FR** must be specified separately.

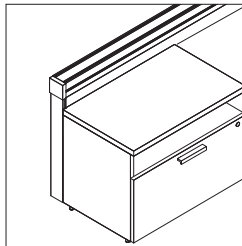
**Counterweight packages** are required to ensure product stability and are included in credenzas, or are available separately through service parts.

**Counterweight type** varies depending on size and storage configuration. Units with counterweights will ship with either standard or steel counterweights. Steel counterweight pricing will equal the price of two standard counterweights.

**Storage capacities and dimensions**

▶ See page 70

## Application Topics



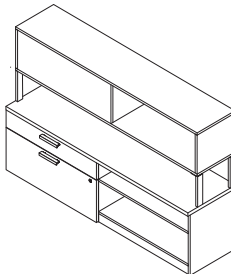
**Credenzas used to support one end of overheads or organizers** must be connected to Answer Beam using storage-to-beam connector. Use single-sided stanchion kit to connect to Answer Beam and use mid-storage supports.

**Storage-to-beam connector** can not be used with Answer panels.

▶ See *Answer Beam and Answer Fence Specification Guide*.



**Mid-storage supports** can be used with credenzas to support the opposite end of stanchion-mounted storage on an Answer beam. These supports can also be used on both ends of an overhead unit to support if freestanding.



**Mid-storage supports** can be used on both ends of an overhead unit to the credenza unit. Credenza must be 1.5-High and include a lateral file.

## Surface Materials

**Currency Enhanced credenzas** can be specified with different case, headset, and top laminate finishes.

*Tip: Low-Pressure Laminate headsets cannot be specified with High-Pressure Laminate cases.*

### Credenza case

- Low-Pressure Laminate
- High-Pressure Laminate

### Headsets

- Low-Pressure Laminate
- High-Pressure Laminate

### Top

- Low-Pressure Laminate
- High-Pressure Laminate

### Ledge pull

- 4799 Platinum Metallic
- 7207 Black

### Handle pull

- 0835 Black
- 9211 Nickel

### Contemporary pull

- 0835 Black
- 9201 Polished Chrome
- 9211 Nickel
- 9212 Silver

### Jazz pull

- 0835 Black
- 4799 Platinum Metallic
- 9201 Polished Chrome
- 9211 Nickel
- 9212 Silver

### Transitional pull

- 0835 Black
- 4799 Platinum Metallic
- 7280 Smooth Bronze
- 9211 Nickel

### Nile pull

- 0835 Black
- 4799 Platinum Metallic
- 7280 Smooth Bronze
- 9201 Polished Chrome
- 9211 Nickel

### Bar pull

- 0835 Black
- 9201 Polished Chrome
- 9211 Nickel
- 9212 Silver

### Inset pull

- 4728 Nickel Metallic
- 4799 Platinum Metallic
- 4803 Near Black Metallic
- 7241 Arctic White
- 7278 Dark Bronze

### Lock

- 9201 Polished Chrome
- 9250 Ember Chrome

### Drawer bodies, drawer suspensions, and glides

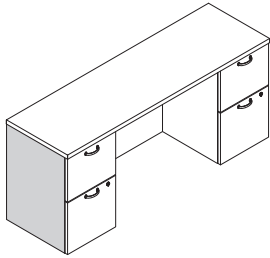
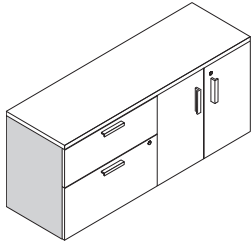
- Black

# Currency Enhanced Credenzas: Back Panel and End Panel Configurations

**Back and end panel configurations** vary depending on the modesty panel and storage options selected.

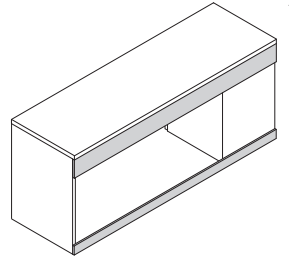
## End Panel Over Back Panel

- All full storage credenzas
- Credenza with kneespace, full modesty panel



## Back Panel Over End Panel

- Credenzas with kneespace, 1/4-height modesty panel



\*Back of credenza shown



# Currency Enhanced Bookcases

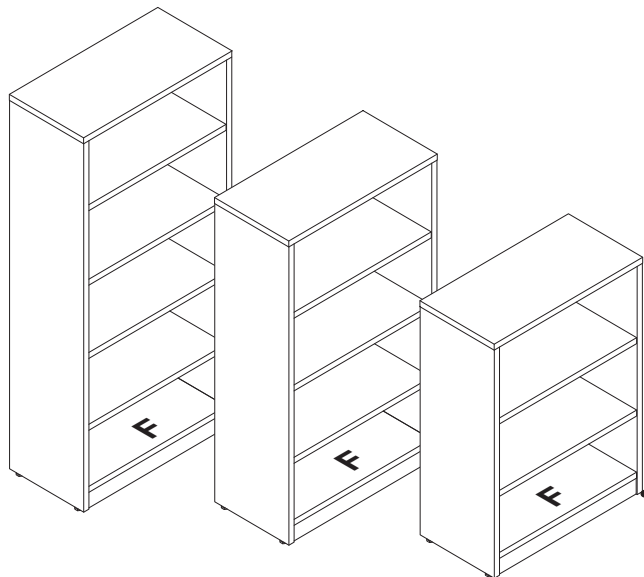
**Bookcases** offer convenient storage for binders, books, and other objects.  
 ▶ Specifying, page 139  
*Tip: Using Currency Enhanced storage with Universal Steel storage is not recommended.*

**Top** is standard 1"H laminate.

**Finished back** is standard.

**Shelves** adjust in 1<sup>1</sup>/<sub>4</sub>" vertical increments using a reversible bracket.

**Shelf thickness** is 1".



**Leveling glides** adjust up to 1<sup>1</sup>/<sub>4</sub>" to install bookcase on uneven floors.

## Actual Dimensions

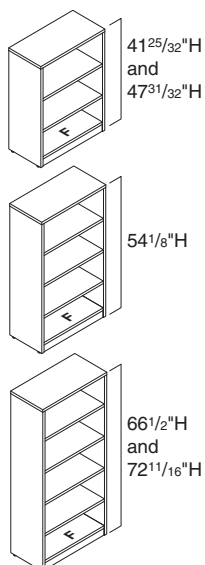
	Bookcase	Stacking Bookcase
Depth	15"	15"
Width	30" and 36"	30" and 36"
Height	41 <sup>25</sup> / <sub>32</sub> ", 47 <sup>31</sup> / <sub>32</sub> ", 54 <sup>1</sup> / <sub>8</sub> ", 66 <sup>1</sup> / <sub>2</sub> ", and 72 <sup>11</sup> / <sub>16</sub> "	25 <sup>5</sup> / <sub>8</sub> ", 37 <sup>31</sup> / <sub>32</sub> ", and 44 <sup>3</sup> / <sub>16</sub> "



## Product Details

**Bookcases** cannot be placed over an Answer panel foot.

**Bookcases** are available with adjustable shelves. Shelves can be repositioned without using tools.



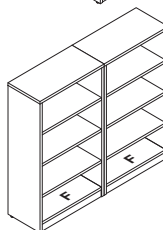
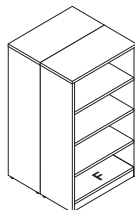
### The number of adjustable shelves per bookcase

depends on case height:

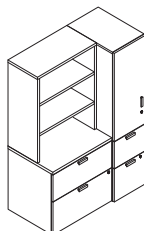
- 41<sup>25</sup>/<sub>32</sub>"H – 2 adjustable shelves
- 47<sup>31</sup>/<sub>32</sub>"H – 2 adjustable shelves
- 54<sup>1</sup>/<sub>8</sub>"H – 3 adjustable shelves
- 66<sup>1</sup>/<sub>2</sub>"H – 4 adjustable shelves
- 72<sup>11</sup>/<sub>16</sub>"H – 4 adjustable shelves

**25<sup>5</sup>/<sub>8</sub>"H stacking bookcases** include adjustable shelf. All other heights include two adjustable shelves.

**Standard-size binders** will fit in bookcases with adjustable shelves.



**Ganging hardware** is available to provide alignment by joining adjacent components side-by-side, back-to-back, or both. Currency Enhanced bookcases 66<sup>1</sup>/<sub>2</sub>"H and larger must be placed against a wall, if not ganged back-to-back.



**Stacking bookcases** are designed to align with other Currency Enhanced tall storage. 25<sup>5</sup>/<sub>8</sub>"H stacking bookcases + Two-High lateral file align with 54<sup>1</sup>/<sub>8</sub>"H tall storage. 37<sup>31</sup>/<sub>32</sub>"H stacking bookcases + Two-High lateral file align with 66<sup>1</sup>/<sub>2</sub>"H tall storage. 44<sup>3</sup>/<sub>16</sub>"H stacking bookcases + Two-High lateral file align with 72<sup>11</sup>/<sub>16</sub>"H tall storage.

**When specifying stacking bookcases**, selecting the correct worksurface thickness of the application ensures that the stacking bookcase aligns with other tall storage.

**Stacking bookcases** must be used with One-High, 1.5-High, or Two-High laterals or lower storage. Stacking bookcases cannot be freestanding.

## Surface Materials

### Bookcase case

- Low-Pressure Laminate
- High-Pressure Laminate

### Adjustable shelf brackets

- Brushed nickel

## Application Topics

### Storage Capacities and Dimensions

▶ Page 70

**66<sup>1</sup>/<sub>2</sub>"H and 72<sup>11</sup>/<sub>16</sub>"H freestanding bookcases** need to be placed back-to-back or against the wall.

**Stacking bookcases** can be shorter than the supporting worksurface as long as a worksurface support or side panel of a storage unit is used under the worksurface within 6" of where the side of the stacking bookcase is loaded.

# Currency Enhanced Towers and Wardrobes

## Towers and wardrobes

provide storage for a variety of work and personal items including: paper, binders, books, and coats.

► Specifying, pages 141 and 147

*Tip: Using Currency Enhanced storage with Universal Steel storage is not recommended.*

**Towers** are available in a variety of configurations combining coat storage, fixed and adjustable shelves, and box and file drawers.

**Locker space** is 8" wide and standard with a coat hook on the hinge side of the door.

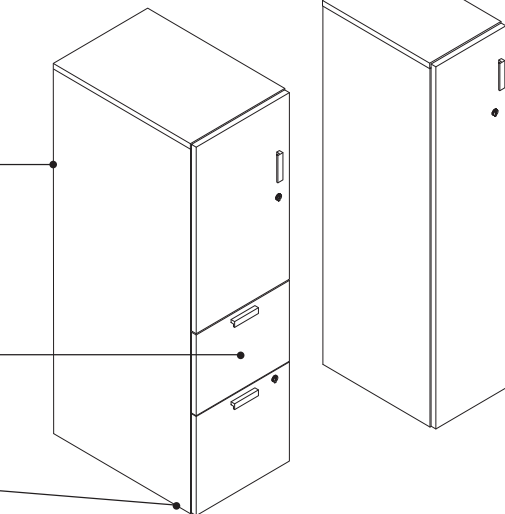
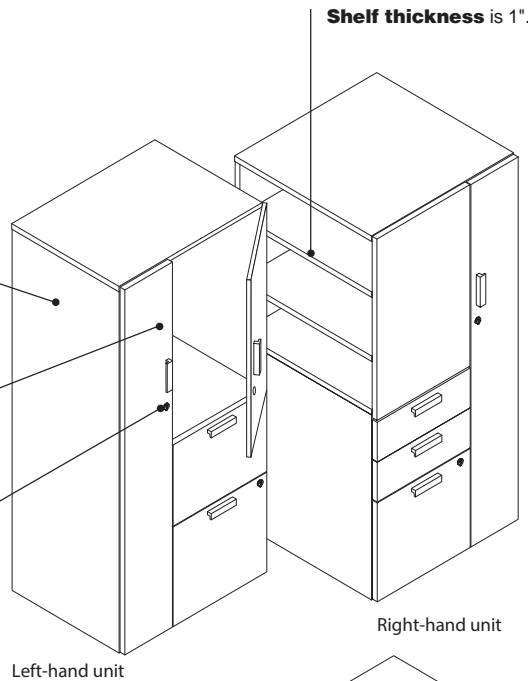
**Locks** are standard on door and drawers. Lock cylinders must be specified separately, and are field installed.

► Lock and Keying, page 478

**Finished back** is standard.

**Drawers** open their full depth for total access to the contents.

**Leveling glides** adjust to install tower and wardrobe on uneven floors and have a 1<sup>1</sup>/<sub>4</sub>" adjustable range.

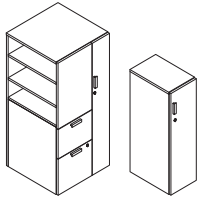
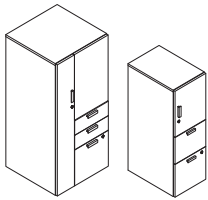


## Actual Dimensions

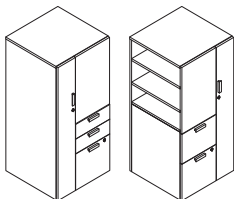
	Single Door with Drawers	Dual Door with Drawers	Side Access Tower with Drawers	Single Door Wardrobe
Depth	24"	18 <sup>7</sup> / <sub>8</sub> " and 24"	24"	18 <sup>7</sup> / <sub>8</sub> " and 24"
Width	15 <sup>29</sup> / <sub>32</sub> "	24"	24"	12"
Height	41 <sup>25</sup> / <sub>32</sub> ", 47 <sup>31</sup> / <sub>32</sub> ", 54 <sup>1</sup> / <sub>8</sub> ", and 66 <sup>1</sup> / <sub>2</sub> "	41 <sup>25</sup> / <sub>32</sub> ", 47 <sup>31</sup> / <sub>32</sub> ", 54 <sup>1</sup> / <sub>8</sub> ", and 66 <sup>1</sup> / <sub>2</sub> "	41 <sup>25</sup> / <sub>32</sub> ", 47 <sup>31</sup> / <sub>32</sub> ", 54 <sup>1</sup> / <sub>8</sub> ", and 66 <sup>1</sup> / <sub>2</sub> "	41 <sup>25</sup> / <sub>32</sub> ", 47 <sup>31</sup> / <sub>32</sub> ", and 54 <sup>1</sup> / <sub>8</sub> "

**Product Details**

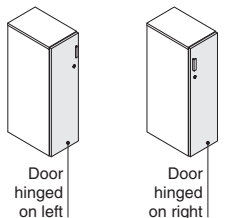
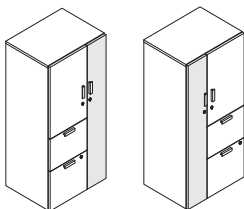
**Towers and wardrobes** cannot be placed over an Answer panel foot.



**Towers and wardrobes** are available in heights that align with Answer panels and other storage units.

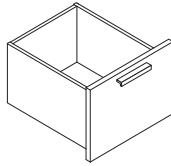


**Tower and wardrobe** combines coat storage, box and file drawers, and adjustable shelves.

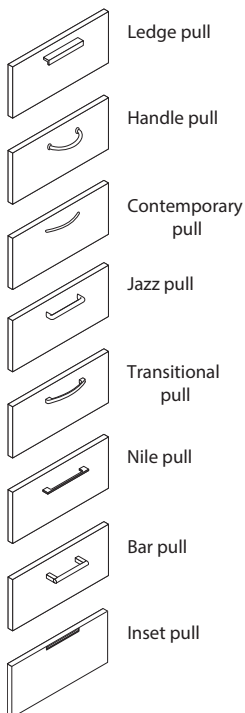


**Door on wardrobe** is full height and can be hinged on the left or right. Coat hook is always located on the same side as the door hinge.

**Box drawers** are black, bore and dowel construction.



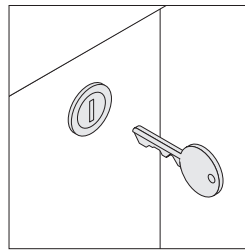
**File drawer body** is standard with integral top rail to accommodate hanging file folders.



**Pulls** are available in the following styles: ledge, handle, contemporary, jazz, transitional, nile, bar, and inset.

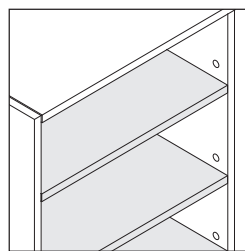
**Pilot-hole to pilot-hole dimensions** are as follows:

- Ledge: 96 mm
- Handle: 96 mm
- Contemporary: 128 mm
- Jazz: 128 mm
- Transitional: 160 mm
- Nile: 160 mm or 320 mm (depending on storage type)
- Bar: 128 mm
- Inset: N.A.



**Locks** come standard on towers and wardrobes. Lock cylinders must be specified separately, and are field installed.

**Field installed locks** are available with consecutive, specific, and random keying options. Field installed lock cylinders, **LOCK9201FR** or **LOCK9250FR** must be specified separately.  
▶ Lock and Keying, page 478



**Adjustable shelves on 47<sup>31</sup>/<sub>32</sub>"H, 54<sup>1</sup>/<sub>8</sub>"H, and 66<sup>1</sup>/<sub>2</sub>"H side access towers** are recessed from the side of the tower.

**CRTWSA, 41<sup>25</sup>/<sub>32</sub>"H and 47<sup>31</sup>/<sub>32</sub>"H towers** have one bottom fixed shelf.


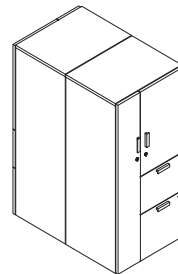
- **54<sup>1</sup>/<sub>8</sub>"H towers** have one bottom fixed shelf and one adjustable shelf.
- **66<sup>1</sup>/<sub>2</sub>"H towers** have one bottom fixed shelf and two adjustable shelves.

**CRTW and CRTWD, Box/File configuration:**

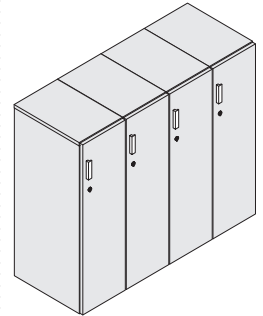

- **41<sup>25</sup>/<sub>32</sub>"H towers** have one bottom fixed shelf.
- **47<sup>31</sup>/<sub>32</sub>"H and 54<sup>1</sup>/<sub>8</sub>"H towers** have one bottom fixed shelf and one adjustable shelf.
- **66<sup>1</sup>/<sub>2</sub>"H towers** have one bottom fixed shelf and two adjustable shelves.

**CRTW and CRTWD, File/File configuration:**

- **41<sup>25</sup>/<sub>32</sub>"H and 47<sup>31</sup>/<sub>32</sub>"H towers** have one bottom fixed shelf.
- **54<sup>1</sup>/<sub>8</sub>"H towers** have one bottom fixed shelf and one adjustable shelf.
- **66<sup>1</sup>/<sub>2</sub>"H towers** have one bottom fixed shelf and two adjustable shelves.



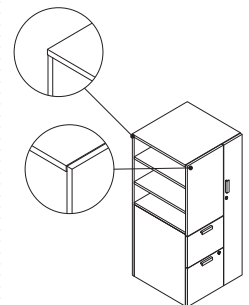
**Ganging hardware** is available to provide alignment by joining adjacent storage components side-by-side, back-to-back, or both.



**Wardrobes** must be attached to another wardrobe, another storage unit, or a wall to ensure stability and prevent wardrobe from tipping over. See Assembly Directions for further instruction, available from your Steelcase dealer or call 1-888-783-3522.

**Counterweight packages**

are required to ensure product stability and are ordered as an option or separately. Product specification pages indicate the correct counterweight package for each style number and any exceptions where counterweights are not required.



**Side access tower construction** is as follows:

- Front panel over top panel
- Top panel over back panel

**Surface Materials**

**Currency Enhanced storage** can be specified with different case, headset, and top laminate finishes.  
*Tip: LPL headsets cannot be specified with HPL cases.*

**Tower door fronts and front panels** will not have matching grain direction with drawer fronts.

**Low storage or lateral file case**

- Low-Pressure Laminate
- High-Pressure Laminate

**Headsets**

- Low-Pressure Laminate
- High-Pressure Laminate

**Ledge pull**

- 4799 Platinum Metallic
- 7207 Black

**Handle pull**

- 0835 Black
- 9211 Nickel

**Contemporary pull**

- 0835 Black
- 9201 Polished Chrome
- 9211 Nickel
- 9212 Silver

**Jazz pull**

- 0835 Black
- 4799 Platinum Metallic
- 9201 Polished Chrome
- 9211 Nickel
- 9212 Silver

**Transitional pull**

- 0835 Black
- 4799 Platinum Metallic
- 7280 Smooth Bronze
- 9211 Nickel

**Nile pull**

- 0835 Black
- 4799 Platinum Metallic
- 7280 Smooth Bronze
- 9201 Polished Chrome
- 9211 Nickel

**Bar pull**

- 0835 Black
- 9201 Polished Chrome
- 9211 Nickel
- 9212 Silver

**Inset pull**

- 4728 Nickel Metallic
- 4799 Platinum Metallic
- 4803 Near Black Metallic
- 7241 Arctic White
- 7278 Dark Bronze

**Lock**

- 9201 Polished Chrome
- 9250 Ember Chrome

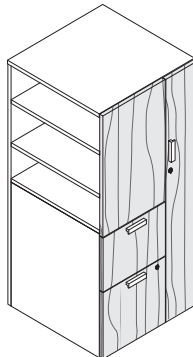

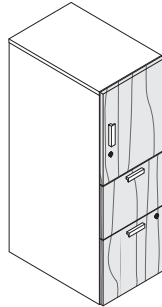
**Drawer bodies, drawer suspensions, and glides**

- Black

**Tower drawer fronts**

specified in High-Pressure Laminate will have High-Pressure Laminate on both the front and the back. All other High-Pressure Laminate drawer fronts have High-Pressure Laminate on the front, and backer material on the back.

**Grain Direction**



*Tip: Tower door fronts will not have matching grain direction with drawer fronts.*



# Currency Enhanced Overheads and Organizers

## Currency Enhanced overheads and organizers

provide storage above a worksurface and can be used in a variety of applications.

*Tip: Using Currency Enhanced storage with Universal Steel storage is not recommended.*

► Specifying, pages 149–156

## Sliding door overheads

have a non-locking sliding door. Door is available in Low-Pressure Laminate, High-Pressure Laminate, and optional markerboard surface.

*Tip: Markerboard is slightly thicker than the standard laminate.*

## Hinged door overheads

have two, three, or four locking doors depending on width. Doors are available in Low-Pressure Laminate and High-Pressure Laminate.

*Tip: Markerboard is slightly thicker than the standard laminate.*

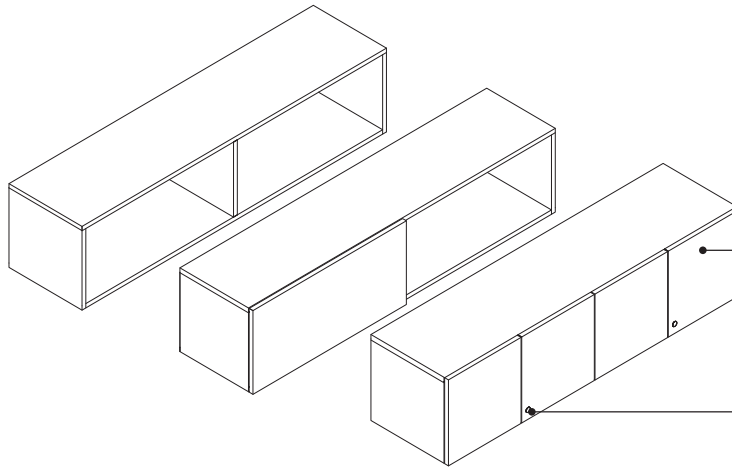
**Open overheads** have two equal-spaced openings.

## Stacking overheads

have end panels that allow the storage to sit on top of a worksurface. Stacking overheads allow for easy installation, and do not require anchoring to a wall. Stacking overheads must be placed up against a wall or back to back with a similar height unit.

## Stacking overheads

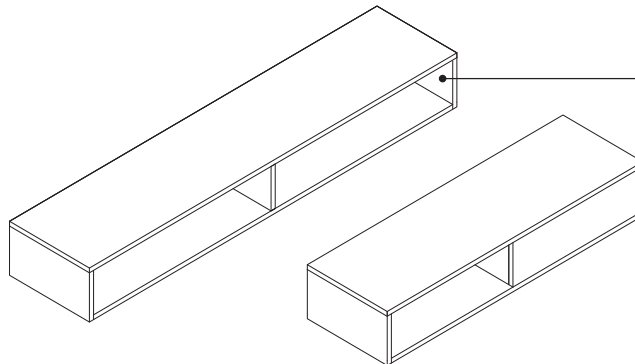
include a 1½" reveal for cable management.



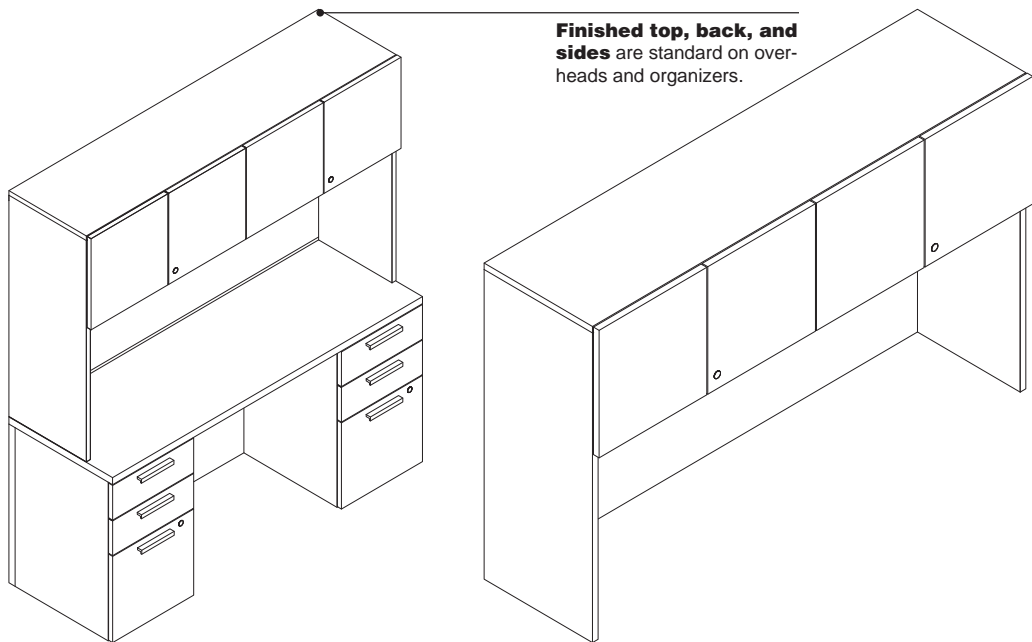
**Personal overhead and organizer configurations** provide access on one side of a unit. Cases have a fixed divider in the middle.

**Lock** is standard on overheads with hinged doors. Locks are specified with storage, but shipped separately. Locks are field installed.

**Shared overheads and organizer configurations** provide dual sided access.



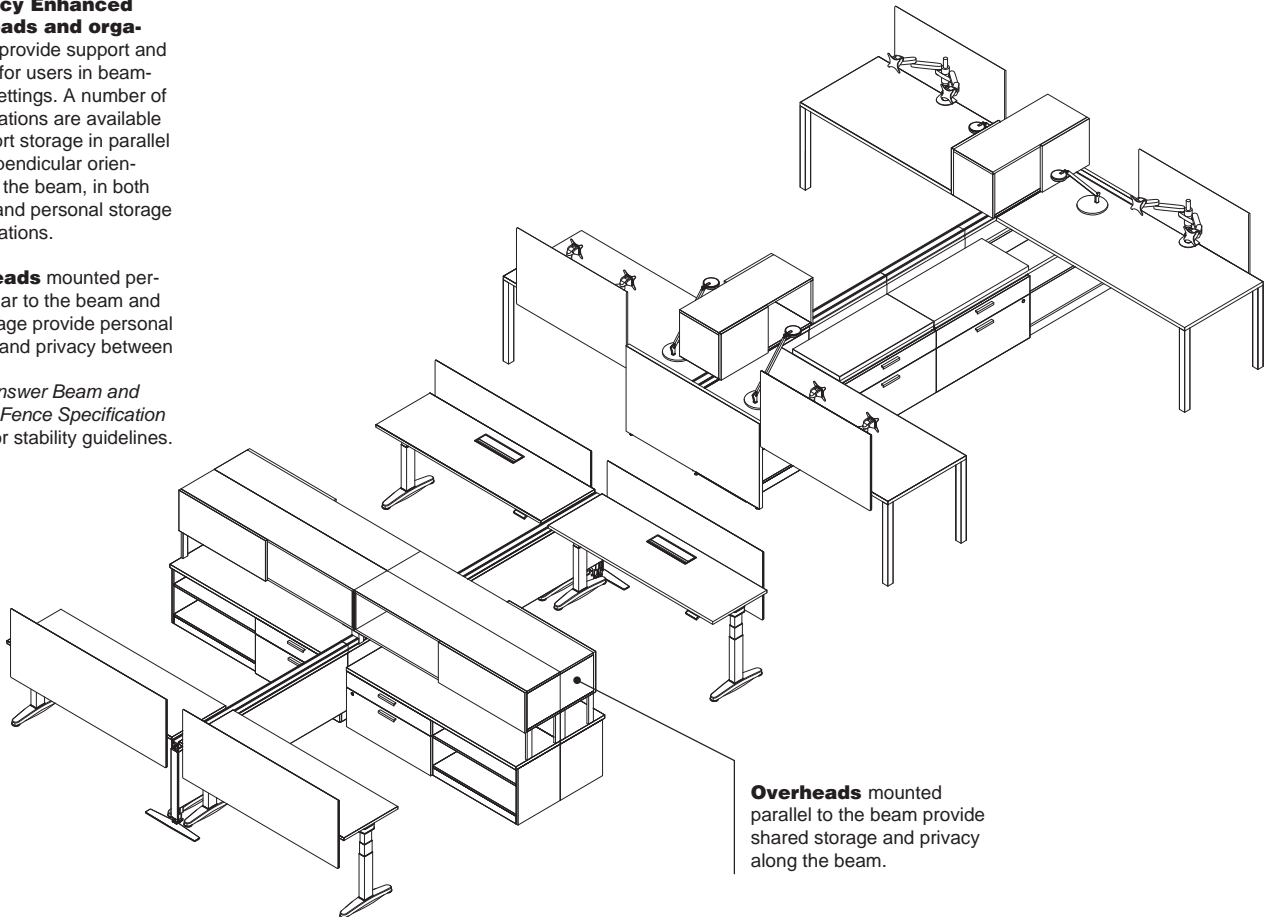
**Finished top, back, and sides** are standard on overheads and organizers.



**Currency Enhanced overheads and organizers** provide support and storage for users in beam-based settings. A number of configurations are available to support storage in parallel and perpendicular orientation to the beam, in both shared and personal storage configurations.

**Overheads** mounted perpendicular to the beam and low storage provide personal storage and privacy between users.

▶ See *Answer Beam and Answer Fence Specification Guide* for stability guidelines.



**Overheads** mounted parallel to the beam provide shared storage and privacy along the beam.

## Actual Dimensions

### Standard Widths\*

	Overheads with Sliding or Hinged Doors	Overheads with Open Fronts	Organizer
Depth	16"	15"	15"
Width	36", 42", 48", 54", 60", 66", and 72"	36", 42", 48", 54", 60", 66", and 72"	36", 42", 48", 54", 60", 66", and 72"
Height	15"	15"	8 <sup>27</sup> / <sub>32</sub> "

### Single-Sided Perpendicular, Answer Beam Application\*\*

	Overheads with Sliding or Hinged Doors	Overheads with Open Fronts	Organizer
Depth	16"	15"	15"
Width	63", 69", and 75"	63", 69", and 75"	63", 69", and 75"
Height	15"	15"	8 <sup>27</sup> / <sub>32</sub> "

### Dual-Sided Perpendicular, Answer Beam Application\*\*\*

	Overheads with Sliding or Hinged Doors	Overheads with Open Fronts	Organizer
Depth	16"	15"	15"
Width	61 <sup>1</sup> / <sub>2</sub> ", 67 <sup>1</sup> / <sub>2</sub> ", and 73 <sup>1</sup> / <sub>2</sub> "	61 <sup>1</sup> / <sub>2</sub> ", 67 <sup>1</sup> / <sub>2</sub> ", and 73 <sup>1</sup> / <sub>2</sub> "	61 <sup>1</sup> / <sub>2</sub> ", 67 <sup>1</sup> / <sub>2</sub> ", and 73 <sup>1</sup> / <sub>2</sub> "
Height	15"	15"	8 <sup>27</sup> / <sub>32</sub> "

\*Units are on module to match width of panel, Answer beam, or other 6" module product dimensions.

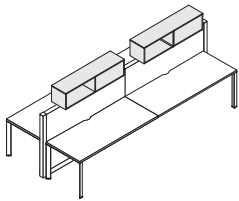
\*\* Units are 3" wider than module to accommodate width of Answer beam.

\*\*\* Units are 1<sup>1</sup>/<sub>2</sub>" wider than module to partially overlap the Answer beam.

**Product Details**

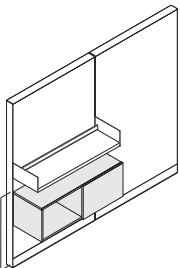
**Currency Enhanced overheads and organizers** mount on Answer as face mount, top cap mount, and perpendicular face mount applications.

**Overheads and organizers** can mount parallel or perpendicular on FrameOne.



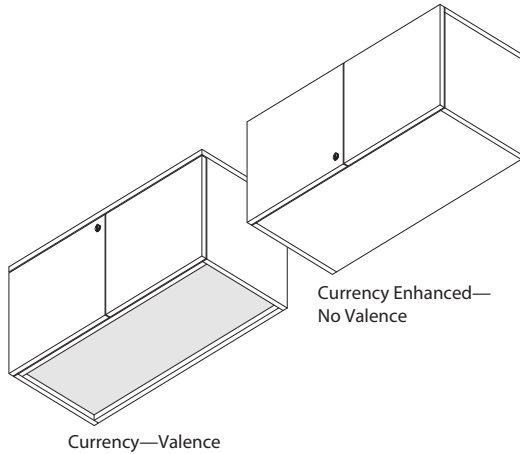
**Two cap mount brackets** are available in Answer Solutions Specification Guide for use with Currency Enhanced overheads and organizers.

► See Stability Guidelines in *Answer Solutions Specification Guide*.

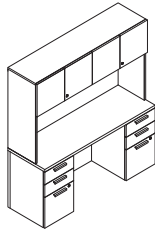


**Currency Enhanced overheads** may be mounted at 38"H or lower if another panel mounted component prevents it from being seated upon. Overhead storage height accepts standard and A4 binders.

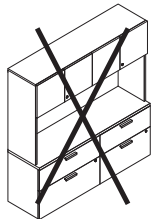
**Organizers** are available personal or shared. Personal provides storage on one side only. Shared storage is divided down the center, with half storage on one side and half storage on the opposite side. Personal storage has a center divider.



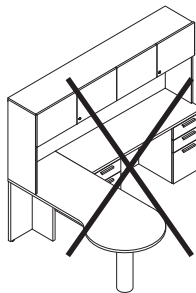
**Currency Enhanced overheads** are designed differently than Currency overheads. Please note Currency Enhanced overheads do not have a light-concealing valence.



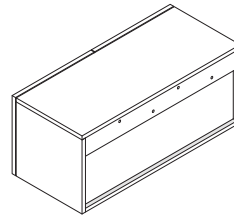
**Stacking overheads** attach to the top of a credenza, desk, desk shell, or Two-High freestanding laterals or low storage, using hardware included with the overhead unit. When placed on top of multiple lateral files or low storage, the storage units must be ganged together. Stacking overheads have a 1½" reveal for cable pass-through.




**Stacking overheads** cannot be used with lateral file/lateral file credenza configurations.



**Stacking overheads** cannot be used with P- or D-shape freestanding worksurfaces.



**Wall mount overheads** have a 1" gap between the back panel and end panel.



**Locks** are standard on overheads with hinged doors. Lock cylinders must be specified separately, and are field installed.

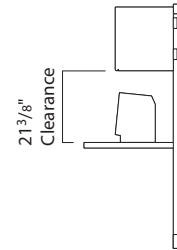
**Field installed locks** are available with consecutive, specific, and random keying options. Field installed lock cylinders, **LOCK9201FR** or **LOCK9250FR** must be specified separately.

► Lock and Keying, page 478

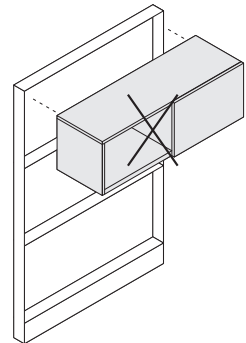
**Stacking overheads** are designed to align with other Currency Enhanced tall storage heights. 38"H stacking overheads align with 66"H tall storage. 44"H stacking overheads align with 72"H tall storage.

**Selecting the correct worksurface thickness of the application** ensures that the stacking overhead aligns with other tall storage.

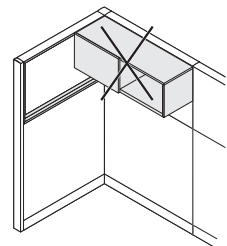
**Application Topics**



**Clearance between worksurface and bottom of overhead** is 21<sup>3</sup>/<sub>8</sub>" when storage unit is installed in the highest position on a 66"H panel and glides are adjusted all the way into the panel.



**Hanging components** cannot hang in front of a double-pane window.



**Hanging components** cannot be used next to a double-pane window at a 90° corner.

**Bracket options**

► Page 59

**Stability Guidelines**

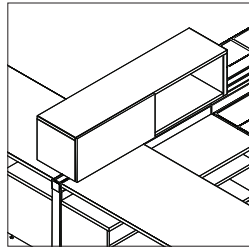
► See *Answer Beam and Answer Fence Specification Guide*. **Currency**



**Overhead cabinets** can be used on the first stacked tier of Answer panel only.  
▶ See *Answer Solutions Specification Guide*.

**Answer Beam Application**

▶ See *Answer Beam and Answer Fence Specification Guide*.



**Standard width overheads and organizers** are on-module to align with Answer beam widths and should be used in parallel application with the beam.

**Overheads and organizers for perpendicular application** are intended for use only with Answer Beam. They are wider than module width to accommodate the width of the beam and remain on-module with storage below.

**In all Answer Beam applications where overhead or organizer** are being mounted on Answer Beam, select the appropriate bracket option. Mid-storage support and stanchion kits for mounting with Answer Beam must be ordered separately.  
▶ See *Answer Beam and Answer Fence Specification Guide*.



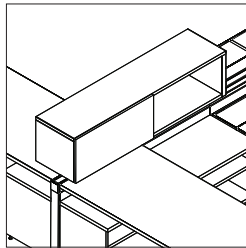
**Units for single-sided perpendicular application** are dimensioned 3" wider than module width to fully overlap the beam and align with on-module storage on the other end.

*Tip: Units for single-sided perpendicular application should only be used with Answer Beam.*



**Units for dual-sided perpendicular application** are dimensioned 1 1/2" wider than module width to partially overlap the beam.

*Tip: Units for dual-sided perpendicular application should only be used with Answer Beam.*



**Units for parallel application** are on-module width and can be used anywhere along a beam.

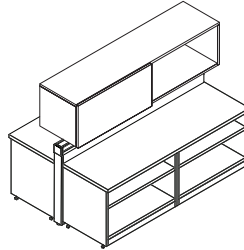
**Low storage or credenzas** used to support one end of overheads or organizers must be connected to Answer Beam using storage-to-beam connector.

**Storage-to-beam connector** can not be used with Answer panels.

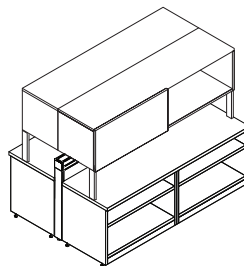
**When overheads** are placed side-by-side in parallel application to Answer beam, it is recommended that the units be ganged.

**TSBAWAK** is the style number for the ganging bracket to use for low and mid-storage in beam applications.

▶ See *Answer Beam and Answer Fence Specification Guide*.



**Shared storage in parallel application** should always be centered over the beam.



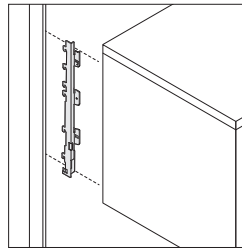
**Personal storage in parallel application** can be used back-to-back.  
*Tip: Use centered stanchions and mid-storage supports to support the front edge of the overhead unit.*

**Overheads and organizers in parallel applications** must not extend past end of beam.

*Tip: Beam-mounted storage is not allowed in freestanding beam configurations.*  
▶ See *Answer Beam and Answer Fence Specification Guide*.

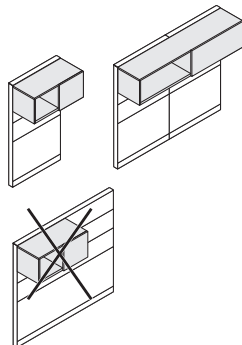
**Stacking overheads** can be shorter than the supporting worksurface as long as a worksurface support or side panel of a storage unit is used under the worksurface within 6" of where the side of the stacking bookcase is loaded.

**Connections**

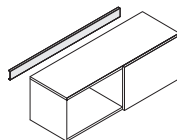


**On-module attachment brackets** are used to mount overheads on panels of the same width as overheads and are available as an option.

**Safety catch** locks overhead storage unit to frame to prevent accidental removal.

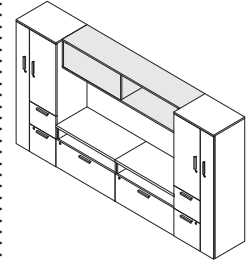


**Width of overhead** must match the width of the panel or panels that it is attached to when using an on-module bracket. Overhead may span up to two frames.

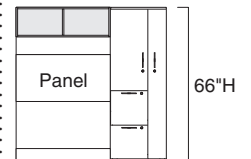


**Horizontal wall attachment brackets** are available to attach overhead storage to the wall of building.

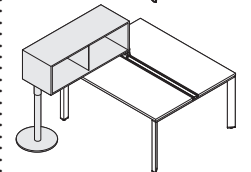
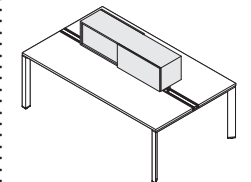
**Laminate overheads and organizers up to 48"W** can attach on-module to Answer panels. Sizes larger than 48"W cannot be panel mounted. Follow the Answer panel stability rules.  
*Tip: End-mount brackets are not available for use with Answer panels.*  
▶ See *Answer Solutions Specification Guide*.



**Overheads and organizers** have many different attachment methods.  
▶ See page 59.

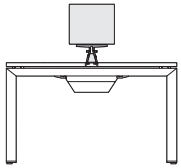


**Overhead cabinets** can attach so they align with tower, vertical cabinet, and panel heights.

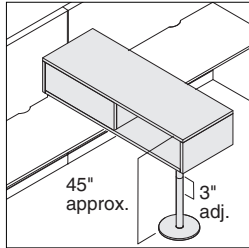


**Overhead cabinets and organizer shelves for FrameOne** may be used in parallel and perpendicular applications. Brackets are ordered separately.

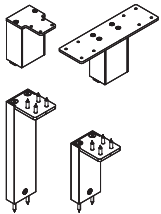
**When used in parallel applications for FrameOne**, storage attached to the top of the integrated rail in infinite locations. Storage can span over a dual-sided base and extension.



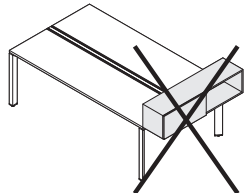
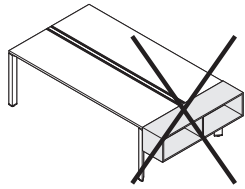
**Storage** is always centered on the dual-sided bench when used in parallel application.



**Column height at shortest level** is 29<sup>7</sup>/<sub>8</sub>"H. Column will then adjust upward 3" for leveling. Height from floor to top of box is approximately 45".

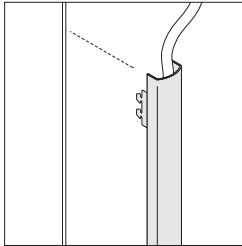


**When ganging storage units together for Answer Beam application**, use ganging bracket **AWAK**. When ganging overheads and organizers for Answer Beam applications, use ganging bracket **TSBAWAK**. Use mid-storage supports or stanchion supports when mounting overheads and organizers for Answer Beam applications.  
 ▶ See *Answer Beam and Answer Fence Specification Guide*.



**Currency Enhanced overheads and organizers** cannot be used as end counter storage on FrameOne.

### Wiring and Cabling



**Vertical wire managers** are available to conceal cords that are routed from light mounted beneath overhead storage.

### Surface Materials

#### Case

- Low-Pressure Laminate
- High-Pressure Laminate

#### Headsets

- Low-Pressure Laminate
- High-Pressure Laminate
- Markerboard—sliding door only

#### Locks

- 9201 Polished Chrome
- 9250 Ember chrome

#### On-module attachment brackets

- Black paint only

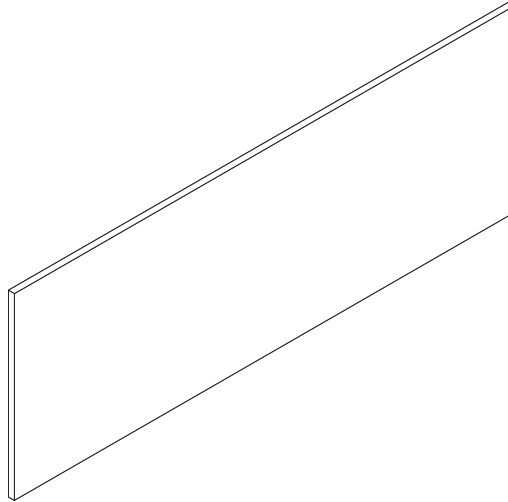
Bracket Options		
	Personal Overhead/Organizer	Shared Overhead/Organizer
<b>Wall Mount</b>	Select wall mount option. Brackets included.	N.A.
<b>Suspended between Currency Enhanced Towers</b>	Select suspended between towers option. Order cabinet-to-cabinet attachment kit ( <b>AWAK</b> ) separately.	Select suspended between towers option. Order cabinet-to-cabinet attachment kit ( <b>AWAK</b> ) separately.
<b>Answer Panel Mount</b>	Select Answer panel bracket option for use with overheads and organizers up to 48"W only. Sizes larger than 48"W cannot be panel mounted. Must comply with Answer Stability Guidelines, see the <i>Answer Solutions Specification Guide</i> . Brackets included.	N.A.
<b>Answer Duo Support Column (Perpendicular)</b>	Select Answer Duo support column option for use with 54"W to 66"W overheads or organizers only. Must comply with Answer Stability Guidelines, see the <i>Answer Solutions Specification Guide</i> . Brackets and column included.	Select Answer Duo support column option for use with 54"W to 66"W overheads or organizers only. Must comply with Answer Stability Guidelines, see the <i>Answer Solutions Specification Guide</i> .
<b>Top Cap Mount on Answer</b>	Select top cap mount on Answer option. Order Answer top cap mount brackets separately, for use with overheads or organizers up to 72"W only. Sizes larger than 72"W cannot be panel mounted. Must comply with Answer Stability Guidelines, see the <i>Answer Solutions Specification Guide</i> . Order brackets separately.	Select top cap mount on Answer option. Order Answer top cap mount brackets separately, for use with overheads or organizers up to 72"W only. Sizes larger than 72"W cannot be panel mounted. Must comply with Answer Stability Guidelines, see the <i>Answer Solutions Specification Guide</i> .
<b>Answer Beam</b>	Select Answer Beam option. Order Answer Beam mount bracket separately, see <i>Answer Beam and Answer Fence Specification Guide</i> . Order brackets separately.	Select Answer Beam option. Order Answer Beam mount bracket separately, see <i>Answer Beam and Answer Fence Specification Guide</i> .
<b>FrameOne Stanchion Mount</b>	Select FrameOne stanchion mount option. Order FrameOne stanchion mount bracket separately, see the <i>Benching Specification Guide</i> . Order brackets separately.	Select FrameOne stanchion mount option. Order FrameOne stanchion mount bracket separately, see the <i>Benching Specification Guide</i> .

Weight Capacity							
Overhead	Weight Capacity	Wall Mount Brackets		W/Answer Beam Dual-Sided Application		W/Answer Beam Single-Sided Application	
		Organizer	Shared	Organizer	Shared	Organizer	Shared
Width	lbs						
36"	157 <sup>2</sup> / <sub>5</sub>	•	•				
42"	184 <sup>1</sup> / <sub>2</sub>	•	•				
48"	211 <sup>1</sup> / <sub>2</sub>	•	•				
54"	238 <sup>3</sup> / <sub>5</sub>	•	•				
60"	265 <sup>3</sup> / <sub>5</sub>	•	•				
61 <sup>1</sup> / <sub>2</sub> "	272 <sup>2</sup> / <sub>5</sub>			•	•		
63"	279 <sup>1</sup> / <sub>5</sub>					•	•
66"	292 <sup>7</sup> / <sub>10</sub>	•	•				
67 <sup>1</sup> / <sub>2</sub> "	299 <sup>1</sup> / <sub>2</sub>			•	•		
69"	306 <sup>1</sup> / <sub>5</sub>					•	•
72"	316 <sup>7</sup> / <sub>10</sub>	•	•				
73 <sup>1</sup> / <sub>2</sub> "	323 <sup>1</sup> / <sub>2</sub>			•	•		
75"	330 <sup>1</sup> / <sub>5</sub>					•	•

# Currency Enhanced Parametric Tackboards

**Tackboards** finish the space between an overhead unit and a worksurface. It is a fabric-covered tackable surface that is available parametrically by  $\frac{1}{16}$ " increments in depth and height.

► Specifying page 159



## Product Details

**Tackboards** provide a fabric covered tackable surface above the worksurface.

**The ends of wall-mounted tackboards** are finished.

**Tackboards for use with stacking overhead applications** will automatically deduct  $2\frac{1}{4}$ " from the overall width of the tackboard. Specify the width of the overhead it is being used with.

**Stacking overheads** include a  $1\frac{1}{2}$ " space at the bottom of the end panel for cable management. When specifying a tackboard with a stacking overhead, remove  $1\frac{1}{2}$ " from the overall height to account for this clearance.

- 37.98725"H stacking overheads should use a 21.4375"H tackboard for cable management.
- 44.17475"H stacking overhead would use a 27.6875"H tackboard or cable management.

## Connections

**Tackboards** attach with hook and loop fasteners. The attachment hardware is standard with the tackboard for field installation.

## Surface Materials

- Tackboards**
- Vertical surface fabric

## Actual Dimensions

### Tackboard

Parametric Width Range 30"—78"W

Parametric Height Range  $9\frac{1}{2}$ "—28"H

Thickness 1"

*Tip: Thickness includes core tackboard, spacer, and attachment hardware.*

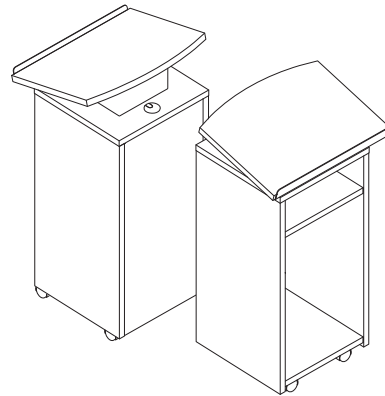


# Currency Enhanced Conference Room Furniture

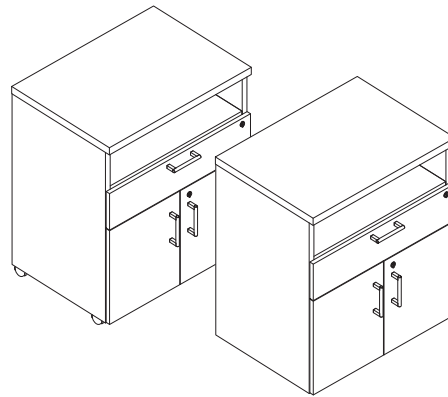
**Conference room furniture** is available for use with conference tables to complete conferencing applications.

► Specifying, pages 161–162

**Lectern**



**Service Cart**



## Actual Dimensions

### Currency Enhanced Conference Room Furniture

	Service Cart	Lectern
<b>Depth</b>	22"	18 <sup>7</sup> / <sub>8</sub> "
<b>Width</b>	30", 36"	24"
<b>Height</b>	35 <sup>1</sup> / <sub>4</sub> " (with casters), 34 <sup>5</sup> / <sub>8</sub> " (no casters)	44 <sup>7</sup> / <sub>8</sub> "

*Tip: Service cart height shown is with a 1<sup>1</sup>/<sub>8</sub>" top specification.*

## Product Details

**Lecterns** are on casters to provide easy mobility and includes a 6"H fixed shelf.

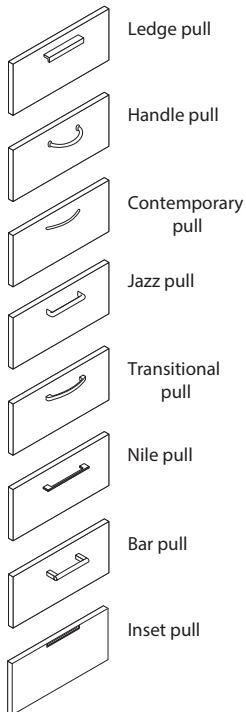
**Service carts** come in two widths to provide storage for conference supplies. The carts are available with and without casters to provide either easy mobility, or fixed storage.

**Lock** is standard on service carts. Lock cylinders must be specified separately, and are field installed.

▶ Lock and Keying, page 478

**Casters** come standard on lecterns, and are available as an option on service carts. Both include two locking and two non-locking casters. Locking casters are located on the front of the units for easy access.

**Leveling glides** are available on service carts without casters, and adjust to install carts on uneven floors.

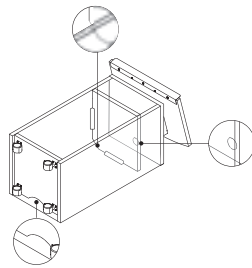


**Pulls on service carts** are available in the following styles: ledge, handle, contemporary, jazz, transitional, Nile, bar, and inset.

## Pilot-hole to pilot-hole dimensions

are as follows:

- Ledge: 96 mm
- Handle: 96 mm
- Contemporary: 128 mm
- Jazz: 128 mm
- Transitional: 160 mm
- Nile: 160 mm or 320 mm (depending on storage type)
- Bar: 128 mm
- Inset: N.A.



**Three cable pass-throughs** provide cable management within lectern.

## Surface Materials

### Case

- Low-Pressure Laminate

### Headset

- Low-Pressure Laminate

### Top

- Low-Pressure Laminate

### Ledge pull

- 4799 Platinum Metallic
- 7207 Black

### Handle pull

- 0835 Black
- 9211 Nickel

### Contemporary pull

- 0835 Black
- 9201 Polished Chrome
- 9211 Nickel
- 9212 Silver

### Jazz pull

- 0835 Black
- 4799 Platinum Metallic
- 9201 Polished Chrome
- 9211 Nickel
- 9212 Silver

### Transitional pull

- 0835 Black
- 4799 Platinum Metallic
- 7280 Smooth Bronze
- 9211 Nickel

### Nile pull

- 0835 Black
- 4799 Platinum Metallic
- 7280 Smooth Bronze
- 9201 Polished Chrome
- 9211 Nickel

### Bar pull

- 0835 Black
- 9201 Polished Chrome
- 9211 Nickel
- 9212 Silver

### Inset pull

- 4728 Nickel Metallic
- 4799 Platinum Metallic
- 4803 Near Black Metallic
- 7241 Arctic White
- 7278 Dark Bronze

### Lock

- 9201 Polished Chrome
- 9250 Ember Chrome

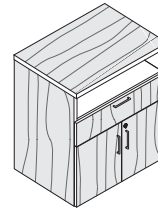
### Lectern top support

- 0835 Black

### Drawer bodies, drawer suspensions, and glides







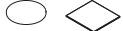






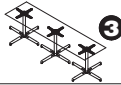





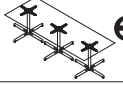
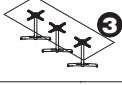

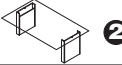

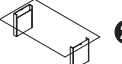

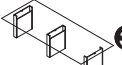





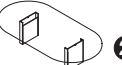





- Black

## Grain Direction






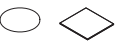









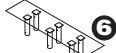

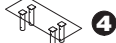

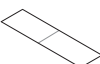


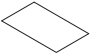

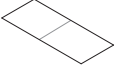



*Tip: Service cart headsets will not have matching grain direction.*

# Currency Enhanced Table Tops, Legs, and Base Combinations

	Rectangular Base		Steel X-Base		Steel T-Base	
	 18"	 24"	 26"	 36"	 26"	 36"
 Round and Square Tops 36"W and 54"W	N.A.	N.A.	N.A.		N.A.	N.A.
 Rectangle Tops 24"-36"D x 36"-72"W	N.A.	N.A.	N.A.	N.A.	N.A.	N.A.
 Rectangle Tops 24"-36"D x 36"-101 <sup>15</sup> / <sub>16</sub> "W	N.A.	N.A.	N.A.	N.A.	N.A.	N.A.
 Rectangle Tops 24"-36"D x 102"-168"W	N.A.	N.A.	N.A.	N.A.	N.A.	N.A.
 Rectangle Tops 28"-38"D x 60"-101 <sup>15</sup> / <sub>16</sub> "W	N.A.	N.A.	N.A.	N.A.	N.A.	N.A.
 Rectangle Tops 28"- 38"D x 102"-168"W	N.A.	N.A.	N.A.			N.A.
 Rectangle Tops 38 <sup>1</sup> / <sub>16</sub> "- 48"D x 60"-101 <sup>15</sup> / <sub>16</sub> "W	N.A.	N.A.		N.A.		N.A.
 Rectangle Tops 38 <sup>1</sup> / <sub>16</sub> "- 48"D x 102"-168"W	N.A.	N.A.	N.A.		N.A.	
 Rectangle Tops 36"D x 60"-72"W		N.A.	N.A.	N.A.	N.A.	N.A.
 Rectangle Tops 36 <sup>1</sup> / <sub>4</sub> "- 48"D x 60"-101 <sup>15</sup> / <sub>16</sub> "W	N.A.		N.A.	N.A.	N.A.	N.A.
 Rectangle Tops 36 <sup>1</sup> / <sub>4</sub> "- 48"D x 102"-168"W	N.A.		N.A.	N.A.	N.A.	N.A.
 Racetrack Tops 28"- 38"D x 60"-101 <sup>15</sup> / <sub>16</sub> "W		N.A.		N.A.		N.A.
 Racetrack Tops 28"- 38"D x 102"-168"W	N.A.			N.A.		N.A.
 Racetrack Tops 38 <sup>1</sup> / <sub>16</sub> "- 48"D x 60"-101 <sup>15</sup> / <sub>16</sub> "W	N.A.	N.A.	N.A.		N.A.	







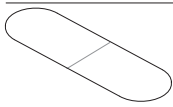
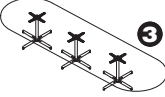
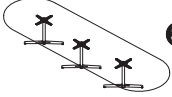


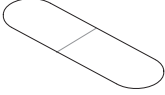

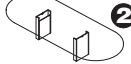

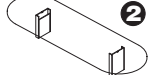

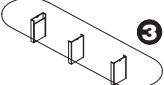





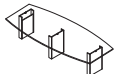
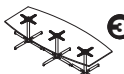

**1** = Number of base units to order.  
Blank spaces in matrix designate top and base combinations that are not valid.






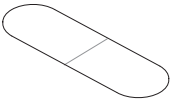

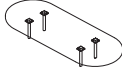

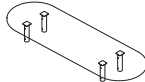
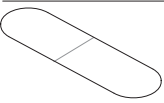
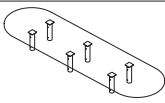

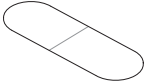
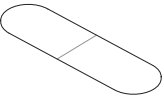

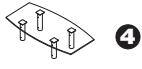

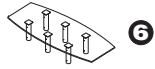
	<b>Steel Leg (post) 3"</b>	<b>Steel Leg (column) 6"</b>	<b>Square Leg</b>
			
 Round and Square Tops 36"W and 54"W	 <b>4</b>	<b>N.A.</b>	 <b>4</b>
 Rectangle Tops 24"-36"D x 36"-72"W	 <b>4</b>	<b>N.A.</b>	 <b>4</b>
 Rectangle Tops 24"-36"D x 36"-72"W	<b>N.A.</b>	 <b>4</b>	 <b>4</b>
 Rectangle Tops 24"-36"D x 102"-168"W	<b>N.A.</b>	 <b>6</b>	<b>N.A.</b>
 Rectangle Tops 28"-38"D x 60"-72"W	<b>N.A.</b>	 <b>4</b>	 <b>4</b>
 Rectangle Tops 28"- 38"D x 102"-168"W	<b>N.A.</b>	<b>N.A.</b>	<b>N.A.</b>
 Rectangle Tops 38 <sup>1</sup> / <sub>16</sub> "- 48"D x 60"-101 <sup>15</sup> / <sub>16</sub> "W	<b>N.A.</b>	<b>N.A.</b>	<b>N.A.</b>
 Rectangle Tops 38 <sup>1</sup> / <sub>16</sub> "- 48"D x 102"-168"W	<b>N.A.</b>	<b>N.A.</b>	<b>N.A.</b>
 Rectangle Tops 36"D x 60"-72"W	<b>N.A.</b>	<b>N.A.</b>	<b>N.A.</b>
 Rectangle Tops 36 <sup>1</sup> / <sub>4</sub> "- 48"D x 60"-101 <sup>15</sup> / <sub>16</sub> "W	<b>N.A.</b>	<b>N.A.</b>	<b>N.A.</b>
 Rectangle Tops 36 <sup>1</sup> / <sub>4</sub> "- 48"D x 102"-168"W	<b>N.A.</b>	<b>N.A.</b>	<b>N.A.</b>
 Racetrack Tops 28"- 38"D x 60"-101 <sup>15</sup> / <sub>16</sub> "W	<b>N.A.</b>	<b>N.A.</b>	<b>N.A.</b>
 Racetrack Tops 28"- 38"D x 102"-168"W	<b>N.A.</b>	<b>N.A.</b>	<b>N.A.</b>
 Racetrack Tops 38 <sup>1</sup> / <sub>16</sub> "- 48"D x 60"-101 <sup>15</sup> / <sub>16</sub> "W	<b>N.A.</b>	<b>N.A.</b>	<b>N.A.</b>

**1** = Number of base units to order.  
Blank spaces in matrix designate top and base combinations that are not valid.

Currency Enhanced Table Tops, Legs, and Base Combinations, continued

		Rectangular Base		Steel X-Base		Steel T-Base	
		 18"	 24"	 26"	 36"	 26"	 36"
	Racetrack Tops 38 <sup>1</sup> / <sub>8</sub> " - 48"W x 102"-168"W	N.A.	N.A.	N.A.	 ③	N.A.	 ③
	Racetrack Tops 36" - 48"D x 66"-72"W	N.A.	N.A.	N.A.	N.A.	N.A.	N.A.
	Racetrack Tops 36" - 48"D x 66"-101 <sup>15</sup> / <sub>16</sub> "W	N.A.	N.A.	N.A.	N.A.	N.A.	N.A.
	Racetrack Tops 36" - 48"D x 102"-168"W	N.A.	N.A.	N.A.	N.A.	N.A.	N.A.
	Racetrack Tops 36"D x 66"-72"W	 ②	N.A.	N.A.	N.A.	N.A.	N.A.
	Racetrack Tops 36 <sup>1</sup> / <sub>16</sub> " - 48"D x 72 <sup>1</sup> / <sub>16</sub> " - 101 <sup>15</sup> / <sub>16</sub> "W	N.A.	 ②	N.A.	N.A.	N.A.	N.A.
	Racetrack Tops 36 <sup>1</sup> / <sub>16</sub> " - 48"D x 102" - 168"W	N.A.	 ③	N.A.	N.A.	N.A.	N.A.
	Boat Tops 48"D x 96" - 101 <sup>15</sup> / <sub>16</sub> "W	N.A.	 ②	N.A.	 ②	N.A.	 ②
	Boat Tops 48"D x 102" - 168"W	N.A.	 ③	N.A.	 ③	N.A.	 ③

① = Number of base units to order.  
Blank spaces in matrix designate top and base combinations that are not valid.

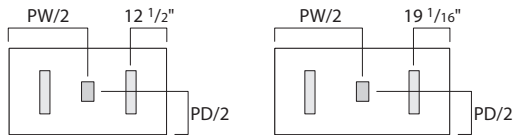
		Steel Leg (post) 3" 	Steel Leg (post) 6" 	Square Leg 
	Racetrack Tops 38 <sup>1</sup> / <sub>8</sub> "- 48"W x 102-168"W	N.A.	N.A.	N.A.
	Racetrack Tops 36"- 48"D x 66"-72"W	 ④	N.A.	N.A.
	Racetrack Tops 36"- 48"D x 66"-101 <sup>15</sup> / <sub>16</sub> "W	N.A.	 ④	N.A.
	Racetrack Tops 36"- 48"D x 102"-168"W	N.A.	 ⑥	N.A.
	Racetrack Tops 36"D x 66"-72"W	N.A.	N.A.	N.A.
	Racetrack Tops 36 <sup>1</sup> / <sub>16</sub> "- 48"D x 72 <sup>1</sup> / <sub>16</sub> "-101 <sup>15</sup> / <sub>16</sub> "W	N.A.	N.A.	N.A.
	Racetrack Tops 36 <sup>1</sup> / <sub>16</sub> "- 48"D x 102" - 168"W	N.A.	N.A.	N.A.
	Boat Tops 48"D x 96" - 101 <sup>15</sup> / <sub>16</sub> "W	N.A.	 ④	N.A.
	Boat Tops 48"D x 102" - 168"W	N.A.	 ⑥	N.A.

① = Number of base units to order.  
Blank spaces in matrix designate top and base combinations that are not valid.

# Power Units

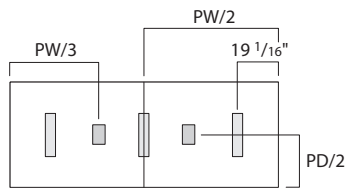
## Hinged Door Power Unit and Rectangular Base Locations

### Boat, Racetrack, and Rectangular Tops

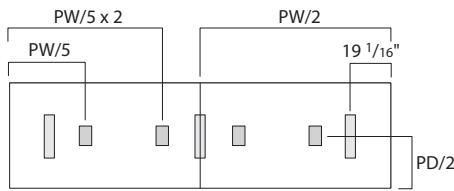


PW ≤ 72

PW > 72 and < 94 1/2"





PW ≥ 94 1/2" and < 141 3/4"

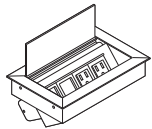


PW ≥ 141 3/4"

PW = Planned Width  
PD = Planned Depth

Rectangular Base Location =   
Hinged Door Power Unit = 

### Hinged Door Power Unit



#### Product Details

**Hinged door power unit** provides two electrical outlets and two open ports for data adapters. Power unit features a hinged door that opens 90° for access to power and data and is flush with the worksurface when closed. It has a 6' cord with grounded plug. Available on conference table tops only.

**Hinged door power unit** is field installed in a factory cut hole.

#### Surface Materials

- Power Unit**
- 8043 Clear Anodized Aluminum
- Outlet**
- Black plastic only
- Power Cord**
- Black plastic only

#### Actual Dimensions

**Depth** 5<sup>3</sup>/<sub>8</sub>"

**Width** 8<sup>3</sup>/<sub>8</sub>"

**Height** 3<sup>1</sup>/<sub>2</sub>"

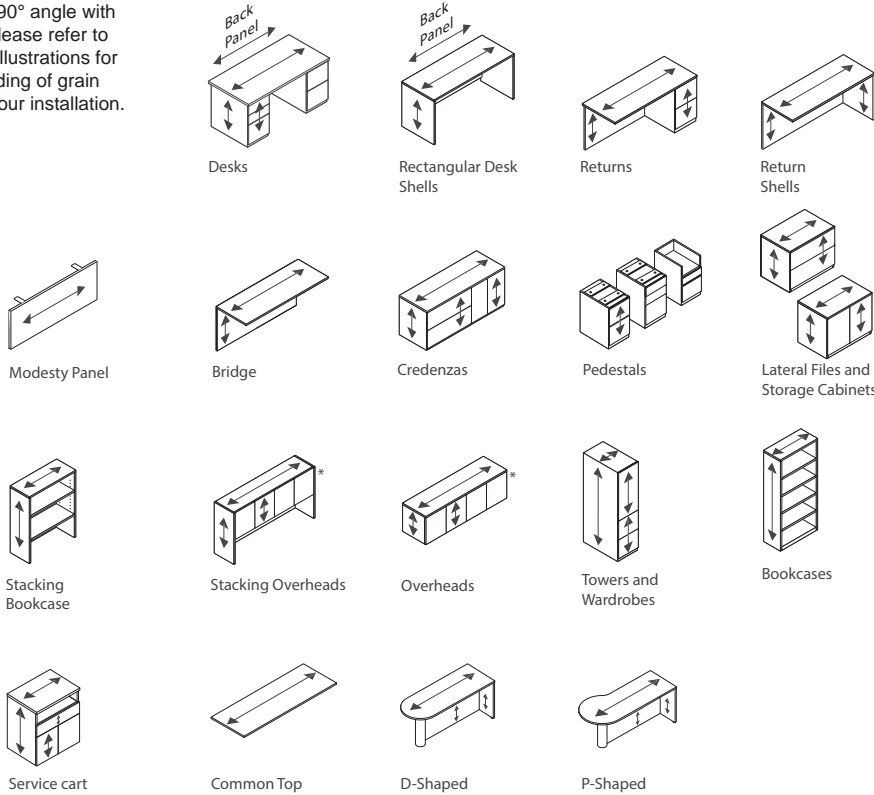
**Power cord length** 6'

# Directional Laminate and Edge Profile Detail

Directional Laminate and  
Edge Profile Detail

Currency Enhanced

**The appearance of laminate** may change slightly depending on the angle from which it is viewed. This natural phenomenon is called polarization, and it can be seen on natural veneer, and to a lesser extent on composite veneer. Polarization is often noticed on worksurfaces installed at a 90° angle with each other. Please refer to the following illustrations for an understanding of grain direction on your installation.

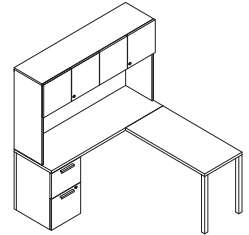


\* 36"W–61½"W overhead back panels have vertical grain direction. 63"W–75"W overhead back panels have horizontal grain direction.  
Towers, wardrobes, bookcases, returns, return shells, and bridges back/modesty panels have vertical grain direction.  
Desks, desk shells, and credenza back/modesty panels have horizontal grain direction.

## Product Details



**3 mm radius front edge profile**  
(1⅛" thick and 1⅜" thick)



**3 mm Edge Profile Locations**

**User side only**

**Worksurfaces:**

- Desks
- Desk shells
- Credenzas
- Returns
- Bridges

**Tops:**

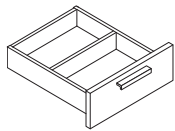
- Lateral files
- Lower storage
- Credenzas
- Storage cabinets
- Overhead storage and wall-mounted overhead storage
- Towers
- Wardrobes
- Bookcases

# Storage Capacities and Dimensions

## Pedestal Drawers

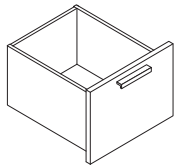
For pedestals, desks, returns, credenzas, and towers

### 6"H Box Drawers



Size/Type	Inside Dimensions			Inside Height Clearance
	D	W	H	
18"D Drawer	12 <sup>1</sup> / <sub>6</sub> "	12 <sup>1</sup> / <sub>6</sub> "	2 <sup>3</sup> / <sub>4</sub> "	4 <sup>2</sup> / <sub>5</sub> "
22 <sup>13</sup> / <sub>16</sub> "D Drawer	12 <sup>1</sup> / <sub>6</sub> "	12 <sup>1</sup> / <sub>6</sub> "	2 <sup>3</sup> / <sub>4</sub> "	4 <sup>2</sup> / <sub>5</sub> "
24"D Drawer	15 <sup>1</sup> / <sub>6</sub> "	12 <sup>1</sup> / <sub>6</sub> "	2 <sup>3</sup> / <sub>4</sub> "	4 <sup>2</sup> / <sub>5</sub> "
29 <sup>1</sup> / <sub>16</sub> "D Drawer	15 <sup>1</sup> / <sub>6</sub> "	12 <sup>1</sup> / <sub>6</sub> "	2 <sup>3</sup> / <sub>4</sub> "	4 <sup>2</sup> / <sub>5</sub> "
30"D Drawer	15 <sup>1</sup> / <sub>6</sub> "	12 <sup>1</sup> / <sub>6</sub> "	2 <sup>3</sup> / <sub>4</sub> "	4 <sup>2</sup> / <sub>5</sub> "

### 12"H File Drawers

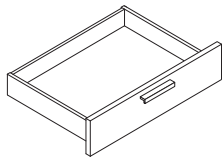


Size/Type	Inside Dimensions			Inside Height Clearance	Letter-Sized Storage	Legal-Sized Storage
	D	W	H			
18"D Drawer	12 <sup>1</sup> / <sub>6</sub> "	12 <sup>1</sup> / <sub>6</sub> "	9 <sup>1</sup> / <sub>6</sub> "	10 <sup>31</sup> / <sub>32</sub> "	12" front-to-back 12" side-to-side	N.A.
22 <sup>13</sup> / <sub>16</sub> "D Drawer	12 <sup>1</sup> / <sub>6</sub> "	12 <sup>1</sup> / <sub>6</sub> "	9 <sup>1</sup> / <sub>6</sub> "	10 <sup>31</sup> / <sub>32</sub> "	12" front-to-back 12" side-to-side	N.A.
24"D Drawer	15 <sup>1</sup> / <sub>6</sub> "	12 <sup>1</sup> / <sub>6</sub> "	9 <sup>1</sup> / <sub>6</sub> "	10 <sup>31</sup> / <sub>32</sub> "	15" front-to-back 12" side-to-side	15" front-to-back 12" side-to-side
29 <sup>1</sup> / <sub>16</sub> "D Drawer	15 <sup>1</sup> / <sub>6</sub> "	12 <sup>1</sup> / <sub>6</sub> "	9 <sup>1</sup> / <sub>6</sub> "	10 <sup>31</sup> / <sub>32</sub> "	15" front-to-back 12" side-to-side	15" front-to-back 12" side-to-side
30"D Drawer	15 <sup>1</sup> / <sub>6</sub> "	12 <sup>1</sup> / <sub>6</sub> "	9 <sup>1</sup> / <sub>6</sub> "	10 <sup>31</sup> / <sub>32</sub> "	15" front-to-back 12" side-to-side	15" front-to-back 12" side-to-side

## Lateral File Drawers

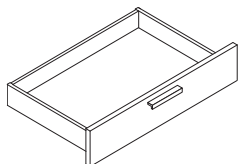
For lateral files and credenzas

### 30"W Box Drawers



Size/Type	Inside Dimensions			Inside Height Clearance
	D	W	H	
18"D Drawer	12 <sup>1</sup> / <sub>6</sub> "	25 <sup>2</sup> / <sub>3</sub> "	2 <sup>4</sup> / <sub>5</sub> "	4 <sup>7</sup> / <sub>8</sub> "
22 <sup>3</sup> / <sub>4</sub> "D Drawer	12 <sup>1</sup> / <sub>6</sub> "	25 <sup>2</sup> / <sub>3</sub> "	2 <sup>4</sup> / <sub>5</sub> "	4 <sup>7</sup> / <sub>8</sub> "
24"D Drawer	15 <sup>1</sup> / <sub>6</sub> "	25 <sup>2</sup> / <sub>3</sub> "	2 <sup>4</sup> / <sub>5</sub> "	4 <sup>7</sup> / <sub>8</sub> "

### 36"W Box Drawers

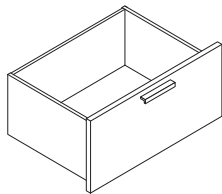


Size/Type	Inside Dimensions			Inside Height Clearance
	D	W	H	
18"D Drawer	12 <sup>1</sup> / <sub>6</sub> "	31 <sup>2</sup> / <sub>3</sub> "	2 <sup>4</sup> / <sub>5</sub> "	4 <sup>7</sup> / <sub>8</sub> "
22 <sup>3</sup> / <sub>4</sub> "D Drawer	12 <sup>1</sup> / <sub>6</sub> "	31 <sup>2</sup> / <sub>3</sub> "	2 <sup>4</sup> / <sub>5</sub> "	4 <sup>7</sup> / <sub>8</sub> "
24"D Drawer	15 <sup>1</sup> / <sub>6</sub> "	31 <sup>2</sup> / <sub>3</sub> "	2 <sup>4</sup> / <sub>5</sub> "	4 <sup>7</sup> / <sub>8</sub> "

## Lateral File Drawers, continued

For lateral files and credenzas

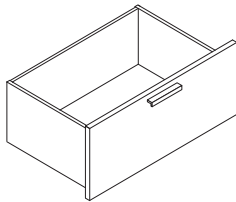
### 30"W File Drawers



Size/Type	Inside Dimensions			Inside Height Clearance	Letter-Sized Storage	Legal-Sized Storage
	D	W	H			
18"D Drawer	12 <sup>1</sup> / <sub>6</sub> "	25 <sup>3</sup> / <sub>8</sub> "	9 <sup>1</sup> / <sub>6</sub> "	10 <sup>31</sup> / <sub>32</sub> "	24" front-to-back* 25" side-to-side	12" front-to-back
22 <sup>3</sup> / <sub>4</sub> "D Drawer	12 <sup>1</sup> / <sub>6</sub> "	25 <sup>3</sup> / <sub>8</sub> "	9 <sup>1</sup> / <sub>6</sub> "	10 <sup>31</sup> / <sub>32</sub> "	24" front-to-back* 25" side-to-side	12" front-to-back
24"D Drawer	15 <sup>1</sup> / <sub>6</sub> "	25 <sup>3</sup> / <sub>8</sub> "	9 <sup>1</sup> / <sub>6</sub> "	10 <sup>31</sup> / <sub>32</sub> "	30" front-to-back* 25" side-to-side	15" front-to-back + 10" 25" side-to-side

\*Two rows

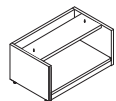
### 36"W File Drawers



Size/Type	Inside Dimensions			Inside Height Clearance	Letter-Sized Storage	Legal-Sized Storage
	D	W	H			
18"D Drawer	12 <sup>1</sup> / <sub>6</sub> "	31 <sup>3</sup> / <sub>8</sub> "	9 <sup>1</sup> / <sub>6</sub> "	10 <sup>31</sup> / <sub>32</sub> "	24" front-to-back* 31" side-to-side	24" front-to-back*
22 <sup>3</sup> / <sub>4</sub> "D Drawer	12 <sup>1</sup> / <sub>6</sub> "	31 <sup>3</sup> / <sub>8</sub> "	9 <sup>1</sup> / <sub>6</sub> "	10 <sup>31</sup> / <sub>32</sub> "	24" front-to-back* 31" side-to-side	24" front-to-back*
24"D Drawer	15 <sup>1</sup> / <sub>6</sub> "	31 <sup>3</sup> / <sub>8</sub> "	9 <sup>1</sup> / <sub>6</sub> "	10 <sup>31</sup> / <sub>32</sub> "	30" front-to-back* 31" side-to-side	30" front-to-back 31" side-to-side

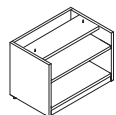
\*Two rows

### One-High Low Storage Units



Size/Type	Inside Dimensions		
	D	W	H
30"W x 18"D	17"	28 <sup>1</sup> / <sub>4</sub> "	11 <sup>1</sup> / <sub>5</sub> "
36"W x 18"D	17"	34 <sup>1</sup> / <sub>4</sub> "	11 <sup>1</sup> / <sub>5</sub> "
42"W x 18"D	17"	40 <sup>1</sup> / <sub>4</sub> "	11 <sup>1</sup> / <sub>5</sub> "
30"W x 24"D	22 <sup>1</sup> / <sub>6</sub> "	28 <sup>1</sup> / <sub>4</sub> "	11 <sup>1</sup> / <sub>5</sub> "
36"W x 24"D	22 <sup>1</sup> / <sub>6</sub> "	34 <sup>1</sup> / <sub>4</sub> "	11 <sup>1</sup> / <sub>5</sub> "
42"W x 24"D	22 <sup>1</sup> / <sub>6</sub> "	40 <sup>1</sup> / <sub>4</sub> "	11 <sup>1</sup> / <sub>5</sub> "

### 1.5-High Low Storage Units

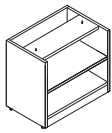
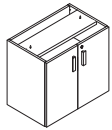


Size/Type	Inside Dimensions		
	D	W	H
30"W x 18"D	17"	28 <sup>1</sup> / <sub>4</sub> "	17 <sup>1</sup> / <sub>5</sub> "
36"W x 18"D	17"	34 <sup>1</sup> / <sub>4</sub> "	17 <sup>1</sup> / <sub>5</sub> "
42"W x 18"D	17"	40 <sup>1</sup> / <sub>4</sub> "	17 <sup>1</sup> / <sub>5</sub> "
30"W x 24"D	22 <sup>1</sup> / <sub>6</sub> "	28 <sup>1</sup> / <sub>4</sub> "	17 <sup>1</sup> / <sub>5</sub> "
36"W x 24"D	22 <sup>1</sup> / <sub>6</sub> "	34 <sup>1</sup> / <sub>4</sub> "	17 <sup>1</sup> / <sub>5</sub> "
42"W x 24"D	22 <sup>1</sup> / <sub>6</sub> "	40 <sup>1</sup> / <sub>4</sub> "	17 <sup>1</sup> / <sub>5</sub> "

**Lateral File Drawers, continued**

For lateral files and credenzas

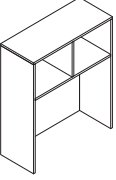
**Two-High Low Storage Units**

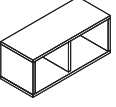


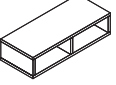
Size/Type	Inside Dimensions		
	D	W	H
30"W x 18"D	17"	28 <sup>1</sup> / <sub>4</sub> "	25 <sup>1</sup> / <sub>5</sub> "
36"W x 18"D	17"	34 <sup>1</sup> / <sub>4</sub> "	25 <sup>1</sup> / <sub>5</sub> "
42"W x 18"D	17"	40 <sup>1</sup> / <sub>4</sub> "	25 <sup>1</sup> / <sub>5</sub> "
30"W x 22 <sup>3</sup> / <sub>4</sub> "D	21"	28 <sup>1</sup> / <sub>4</sub> "	25 <sup>1</sup> / <sub>5</sub> "
36"W x 22 <sup>3</sup> / <sub>4</sub> "D	21"	34 <sup>1</sup> / <sub>4</sub> "	25 <sup>1</sup> / <sub>5</sub> "
42"W x 22 <sup>3</sup> / <sub>4</sub> "D	21"	40 <sup>1</sup> / <sub>4</sub> "	25 <sup>1</sup> / <sub>5</sub> "
30"W x 24"D	22 <sup>1</sup> / <sub>6</sub> "	28 <sup>1</sup> / <sub>4</sub> "	25 <sup>1</sup> / <sub>5</sub> "
36"W x 24"D	22 <sup>1</sup> / <sub>6</sub> "	34 <sup>1</sup> / <sub>4</sub> "	25 <sup>1</sup> / <sub>5</sub> "
42"W x 24"D	22 <sup>1</sup> / <sub>6</sub> "	40 <sup>1</sup> / <sub>4</sub> "	25 <sup>1</sup> / <sub>5</sub> "



## Overheads and Organizers

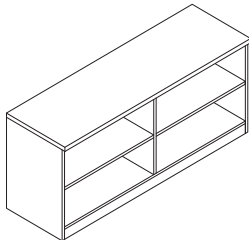
Stacking Overhead	Size/Type	Inside Dimensions		
		D	W	H
	36"W	13 <sup>9</sup> / <sub>10</sub> "	33 <sup>4</sup> / <sub>5</sub> "	12 <sup>7</sup> / <sub>8</sub> "
	42"W	13 <sup>9</sup> / <sub>10</sub> "	39 <sup>4</sup> / <sub>5</sub> "	12 <sup>7</sup> / <sub>8</sub> "
	48"W	13 <sup>9</sup> / <sub>10</sub> "	45 <sup>4</sup> / <sub>5</sub> "	12 <sup>7</sup> / <sub>8</sub> "
	54"W	13 <sup>9</sup> / <sub>10</sub> "	51 <sup>4</sup> / <sub>5</sub> "	12 <sup>7</sup> / <sub>8</sub> "
	60"W	13 <sup>9</sup> / <sub>10</sub> "	57 <sup>4</sup> / <sub>5</sub> "	12 <sup>7</sup> / <sub>8</sub> "
	66"W	13 <sup>9</sup> / <sub>10</sub> "	63 <sup>4</sup> / <sub>5</sub> "	12 <sup>7</sup> / <sub>8</sub> "
	72"W	13 <sup>9</sup> / <sub>10</sub> "	69 <sup>4</sup> / <sub>5</sub> "	12 <sup>7</sup> / <sub>8</sub> "

Overhead	Size/Type	Inside Dimensions		W	H (for Panel Mount)	H (for all other)
		D (for Duo and Frameone Mount)	D (for Panel Mount and Wall Mount)			
	36"W	13 <sup>9</sup> / <sub>10</sub> "	13 <sup>1</sup> / <sub>6</sub> "	33 <sup>4</sup> / <sub>5</sub> "	13 <sup>3</sup> / <sub>10</sub> "	12 <sup>7</sup> / <sub>8</sub> "
	42"W	13 <sup>9</sup> / <sub>10</sub> "	13 <sup>1</sup> / <sub>6</sub> "	39 <sup>4</sup> / <sub>5</sub> "	13 <sup>3</sup> / <sub>10</sub> "	12 <sup>7</sup> / <sub>8</sub> "
	48"W	13 <sup>9</sup> / <sub>10</sub> "	13 <sup>1</sup> / <sub>6</sub> "	45 <sup>4</sup> / <sub>5</sub> "	13 <sup>3</sup> / <sub>10</sub> "	12 <sup>7</sup> / <sub>8</sub> "
	54"W	13 <sup>9</sup> / <sub>10</sub> "	13 <sup>1</sup> / <sub>6</sub> "	51 <sup>4</sup> / <sub>5</sub> "	13 <sup>3</sup> / <sub>10</sub> "	12 <sup>7</sup> / <sub>8</sub> "
	60"W	13 <sup>9</sup> / <sub>10</sub> "	13 <sup>1</sup> / <sub>6</sub> "	57 <sup>4</sup> / <sub>5</sub> "	13 <sup>3</sup> / <sub>10</sub> "	12 <sup>7</sup> / <sub>8</sub> "
	66"W	13 <sup>9</sup> / <sub>10</sub> "	13 <sup>1</sup> / <sub>6</sub> "	63 <sup>4</sup> / <sub>5</sub> "	13 <sup>3</sup> / <sub>10</sub> "	12 <sup>7</sup> / <sub>8</sub> "
	72"W	13 <sup>9</sup> / <sub>10</sub> "	13 <sup>1</sup> / <sub>6</sub> "	69 <sup>4</sup> / <sub>5</sub> "	13 <sup>3</sup> / <sub>10</sub> "	12 <sup>7</sup> / <sub>8</sub> "

Organizer	Size/Type	Inside Dimensions		W	H (for Panel Mount)	H (for all other)
		D (for Duo and Frameone Mount)	D (for Panel Mount and Wall Mount)			
	36"W	13 <sup>9</sup> / <sub>10</sub> "	13 <sup>1</sup> / <sub>6</sub> "	33 <sup>4</sup> / <sub>5</sub> "	6 <sup>7</sup> / <sub>10</sub> "	6 <sup>2</sup> / <sub>5</sub> "
	42"W	13 <sup>9</sup> / <sub>10</sub> "	13 <sup>1</sup> / <sub>6</sub> "	39 <sup>4</sup> / <sub>5</sub> "	7 <sup>7</sup> / <sub>10</sub> "	7 <sup>2</sup> / <sub>5</sub> "
	48"W	13 <sup>9</sup> / <sub>10</sub> "	13 <sup>1</sup> / <sub>6</sub> "	45 <sup>4</sup> / <sub>5</sub> "	8 <sup>7</sup> / <sub>10</sub> "	8 <sup>2</sup> / <sub>5</sub> "
	54"W	13 <sup>9</sup> / <sub>10</sub> "	13 <sup>1</sup> / <sub>6</sub> "	51 <sup>4</sup> / <sub>5</sub> "	9 <sup>7</sup> / <sub>10</sub> "	9 <sup>2</sup> / <sub>5</sub> "
	60"W	13 <sup>9</sup> / <sub>10</sub> "	13 <sup>1</sup> / <sub>6</sub> "	57 <sup>4</sup> / <sub>5</sub> "	10 <sup>7</sup> / <sub>10</sub> "	10 <sup>2</sup> / <sub>5</sub> "
	66"W	13 <sup>9</sup> / <sub>10</sub> "	13 <sup>1</sup> / <sub>6</sub> "	63 <sup>4</sup> / <sub>5</sub> "	11 <sup>7</sup> / <sub>10</sub> "	11 <sup>2</sup> / <sub>5</sub> "
	72"W	13 <sup>9</sup> / <sub>10</sub> "	13 <sup>1</sup> / <sub>6</sub> "	69 <sup>4</sup> / <sub>5</sub> "	12 <sup>7</sup> / <sub>10</sub> "	12 <sup>2</sup> / <sub>5</sub> "

### Credenzas

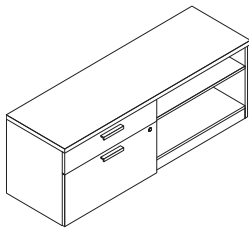
#### Open Side, Two-High



Tip: For drawer inside dimensions, please see pedestals and lateral drawers.

Size/Type	Inside Dimensions		
	D	W	H
42"W x 18"D	16 <sup>1</sup> / <sub>3</sub> "	11"	22 <sup>13</sup> / <sub>36</sub> "
48"W x 18"D	16 <sup>1</sup> / <sub>3</sub> "	17"	22 <sup>13</sup> / <sub>36</sub> "
60"W x 18"D	16 <sup>1</sup> / <sub>3</sub> "	29"	22 <sup>13</sup> / <sub>36</sub> "
66"W x 18"D	16 <sup>1</sup> / <sub>3</sub> "	29"	22 <sup>13</sup> / <sub>36</sub> "
72"W x 18"D	16 <sup>1</sup> / <sub>3</sub> "	35"	22 <sup>13</sup> / <sub>36</sub> "
42"W x 24"D	21 <sup>9</sup> / <sub>20</sub> "	11"	22 <sup>13</sup> / <sub>36</sub> "
48"W x 24"D	21 <sup>9</sup> / <sub>20</sub> "	17"	22 <sup>13</sup> / <sub>36</sub> "
60"W x 24"D	21 <sup>9</sup> / <sub>20</sub> "	29"	22 <sup>13</sup> / <sub>36</sub> "
66"W x 24"D	21 <sup>9</sup> / <sub>20</sub> "	29"	22 <sup>13</sup> / <sub>36</sub> "
72"W x 24"D	21 <sup>9</sup> / <sub>20</sub> "	35"	22 <sup>13</sup> / <sub>36</sub> "

#### Open Side, 1.5-High

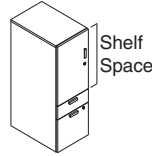


Tip: For drawer inside dimensions, please see pedestals and lateral drawers.

Size/Type	Inside Dimensions		
	D	W	H
42"W x 18"D	16 <sup>1</sup> / <sub>3</sub> "	11 <sup>1</sup> / <sub>20</sub> "	16 <sup>7</sup> / <sub>18</sub> "
48"W x 18"D	16 <sup>1</sup> / <sub>3</sub> "	17 <sup>1</sup> / <sub>20</sub> "	16 <sup>7</sup> / <sub>18</sub> "
60"W x 18"D	16 <sup>1</sup> / <sub>3</sub> "	29 <sup>1</sup> / <sub>20</sub> "	16 <sup>7</sup> / <sub>18</sub> "
66"W x 18"D	16 <sup>1</sup> / <sub>3</sub> "	29 <sup>1</sup> / <sub>20</sub> "	16 <sup>7</sup> / <sub>18</sub> "
72"W x 18"D	16 <sup>1</sup> / <sub>3</sub> "	35 <sup>1</sup> / <sub>20</sub> "	16 <sup>7</sup> / <sub>18</sub> "
42"W x 24"D	21 <sup>9</sup> / <sub>20</sub> "	11 <sup>1</sup> / <sub>20</sub> "	16 <sup>7</sup> / <sub>18</sub> "
48"W x 24"D	21 <sup>9</sup> / <sub>20</sub> "	17 <sup>1</sup> / <sub>20</sub> "	16 <sup>7</sup> / <sub>18</sub> "
60"W x 24"D	21 <sup>9</sup> / <sub>20</sub> "	29 <sup>1</sup> / <sub>20</sub> "	16 <sup>7</sup> / <sub>18</sub> "
66"W x 24"D	21 <sup>9</sup> / <sub>20</sub> "	29 <sup>1</sup> / <sub>20</sub> "	16 <sup>7</sup> / <sub>18</sub> "
72"W x 24"D	21 <sup>9</sup> / <sub>20</sub> "	35 <sup>1</sup> / <sub>20</sub> "	16 <sup>7</sup> / <sub>18</sub> "

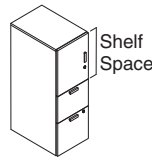
### Towers

#### Single Door, Box/File



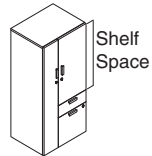
Size/Type	Inside Dimensions		
	D	W	H
42"H	22 <sup>1</sup> / <sub>5</sub> "	14 <sup>1</sup> / <sub>5</sub> "	19 <sup>1</sup> / <sub>10</sub> "
48"H	22 <sup>1</sup> / <sub>5</sub> "	14 <sup>1</sup> / <sub>5</sub> "	29 <sup>3</sup> / <sub>10</sub> "
54"H	22 <sup>1</sup> / <sub>5</sub> "	14 <sup>1</sup> / <sub>5</sub> "	31 <sup>15</sup> / <sub>32</sub> "
66"H	22 <sup>1</sup> / <sub>5</sub> "	14 <sup>1</sup> / <sub>5</sub> "	43 <sup>13</sup> / <sub>16</sub> "

#### Single Door, File/File



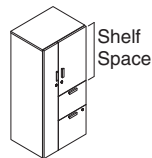
Size/Type	Inside Dimensions		
	D	W	H
42"H	22 <sup>1</sup> / <sub>5</sub> "	14 <sup>1</sup> / <sub>5</sub> "	13 <sup>1</sup> / <sub>20</sub> "
48"H	22 <sup>1</sup> / <sub>5</sub> "	14 <sup>1</sup> / <sub>5</sub> "	19 <sup>1</sup> / <sub>4</sub> "
54"H	22 <sup>1</sup> / <sub>5</sub> "	14 <sup>1</sup> / <sub>5</sub> "	25 <sup>2</sup> / <sub>5</sub> "
66"H	22 <sup>1</sup> / <sub>5</sub> "	14 <sup>1</sup> / <sub>5</sub> "	37 <sup>3</sup> / <sub>4</sub> "

#### Dual Door, Box/File



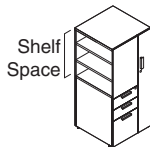
Size/Type	Inside Dimensions		
	D	W	H
42"H x 18"D	17 <sup>1</sup> / <sub>10</sub> "	14 <sup>1</sup> / <sub>5</sub> "	19 <sup>1</sup> / <sub>10</sub> "
48"H x 18"D	17 <sup>1</sup> / <sub>10</sub> "	14 <sup>1</sup> / <sub>5</sub> "	29 <sup>3</sup> / <sub>10</sub> "
54"H x 18"D	17 <sup>1</sup> / <sub>10</sub> "	14 <sup>1</sup> / <sub>5</sub> "	31 <sup>15</sup> / <sub>32</sub> "
66"H x 18"D	17 <sup>1</sup> / <sub>10</sub> "	14 <sup>1</sup> / <sub>5</sub> "	43 <sup>13</sup> / <sub>16</sub> "
42"H x 24"D	22 <sup>1</sup> / <sub>5</sub> "	14 <sup>1</sup> / <sub>5</sub> "	19 <sup>1</sup> / <sub>10</sub> "
48"H x 24"D	22 <sup>1</sup> / <sub>5</sub> "	14 <sup>1</sup> / <sub>5</sub> "	29 <sup>3</sup> / <sub>10</sub> "
54"H x 24"D	22 <sup>1</sup> / <sub>5</sub> "	14 <sup>1</sup> / <sub>5</sub> "	31 <sup>15</sup> / <sub>32</sub> "
66"H x 24"D	22 <sup>1</sup> / <sub>5</sub> "	14 <sup>1</sup> / <sub>5</sub> "	43 <sup>13</sup> / <sub>16</sub> "

#### Dual Door, File/File

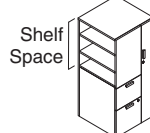


Size/Type	Inside Dimensions		
	D	W	H
42"H x 18"D	17 <sup>1</sup> / <sub>10</sub> "	14 <sup>1</sup> / <sub>5</sub> "	13 <sup>1</sup> / <sub>20</sub> "
48"H x 18"D	17 <sup>1</sup> / <sub>10</sub> "	14 <sup>1</sup> / <sub>5</sub> "	19 <sup>1</sup> / <sub>4</sub> "
54"H x 18"D	17 <sup>1</sup> / <sub>10</sub> "	14 <sup>1</sup> / <sub>5</sub> "	25 <sup>2</sup> / <sub>5</sub> "
66"H x 18"D	17 <sup>1</sup> / <sub>10</sub> "	14 <sup>1</sup> / <sub>5</sub> "	37 <sup>3</sup> / <sub>4</sub> "
42"H x 24"D	22 <sup>1</sup> / <sub>5</sub> "	14 <sup>1</sup> / <sub>5</sub> "	13 <sup>1</sup> / <sub>20</sub> "
48"H x 24"D	22 <sup>1</sup> / <sub>5</sub> "	14 <sup>1</sup> / <sub>5</sub> "	19 <sup>1</sup> / <sub>4</sub> "
54"H x 24"D	22 <sup>1</sup> / <sub>5</sub> "	14 <sup>1</sup> / <sub>5</sub> "	25 <sup>2</sup> / <sub>5</sub> "
66"H x 24"D	22 <sup>1</sup> / <sub>5</sub> "	14 <sup>1</sup> / <sub>5</sub> "	37 <sup>3</sup> / <sub>4</sub> "

#### Side Access

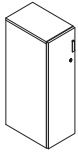


Size/Type	Inside Dimensions		
	D	W	H
42"H	15 <sup>1</sup> / <sub>20</sub> "	22 <sup>1</sup> / <sub>4</sub> "	12 <sup>7</sup> / <sub>16</sub> "
48"H	15 <sup>1</sup> / <sub>20</sub> "	22 <sup>1</sup> / <sub>4</sub> "	18 <sup>3</sup> / <sub>5</sub> "
54"H	15 <sup>1</sup> / <sub>20</sub> "	22 <sup>1</sup> / <sub>4</sub> "	24 <sup>25</sup> / <sub>32</sub> "
66"H	15 <sup>1</sup> / <sub>20</sub> "	22 <sup>1</sup> / <sub>4</sub> "	37 <sup>5</sup> / <sub>32</sub> "



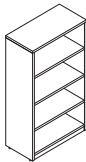
Tip: For drawer inside dimensions, please see pedestals and lateral drawers.

## Wardrobes



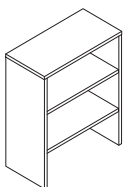
Size/Type	Inside Dimensions		
	D	W	H
42"H x 18"D	17 <sup>1</sup> / <sub>10</sub> "	10 <sup>1</sup> / <sub>4</sub> "	36 <sup>13</sup> / <sub>16</sub> "
48"H x 18"D	17 <sup>1</sup> / <sub>10</sub> "	10 <sup>1</sup> / <sub>4</sub> "	43"
54"H x 18"D	17 <sup>1</sup> / <sub>10</sub> "	10 <sup>1</sup> / <sub>4</sub> "	49 <sup>1</sup> / <sub>8</sub> "
42"H x 24"D	22 <sup>1</sup> / <sub>8</sub> "	10 <sup>1</sup> / <sub>4</sub> "	36 <sup>13</sup> / <sub>16</sub> "
48"H x 24"D	22 <sup>1</sup> / <sub>8</sub> "	10 <sup>1</sup> / <sub>4</sub> "	43"
54"H x 24"D	22 <sup>1</sup> / <sub>8</sub> "	10 <sup>1</sup> / <sub>4</sub> "	49 <sup>1</sup> / <sub>8</sub> "

## Bookcases



Size/Type	Inside Dimensions		Top Shelf Space	Bottom Shelf Space	Row of Binders Accommodated
	D	W			
42"H x 30"W	14 <sup>5</sup> / <sub>16</sub> "	27 <sup>4</sup> / <sub>8</sub> "	12 <sup>19</sup> / <sub>32</sub> "	9 <sup>17</sup> / <sub>18</sub> "	2
48"H x 30"W	14 <sup>5</sup> / <sub>16</sub> "	27 <sup>4</sup> / <sub>8</sub> "	13 <sup>31</sup> / <sub>32</sub> "	12 <sup>3</sup> / <sub>16</sub> "	2
54"H x 30"W	14 <sup>5</sup> / <sub>16</sub> "	27 <sup>4</sup> / <sub>8</sub> "	12 <sup>1</sup> / <sub>8</sub> "	9 <sup>17</sup> / <sub>18</sub> "	3
66"H x 30"W	14 <sup>5</sup> / <sub>16</sub> "	27 <sup>4</sup> / <sub>8</sub> "	11 <sup>11</sup> / <sub>32</sub> "	9 <sup>17</sup> / <sub>18</sub> "	4
72"H x 30"W	14 <sup>5</sup> / <sub>16</sub> "	27 <sup>4</sup> / <sub>8</sub> "	13 <sup>1</sup> / <sub>8</sub> "	9 <sup>17</sup> / <sub>18</sub> "	4
42"H x 36"W	14 <sup>5</sup> / <sub>16</sub> "	33 <sup>4</sup> / <sub>8</sub> "	12 <sup>19</sup> / <sub>32</sub> "	9 <sup>17</sup> / <sub>18</sub> "	2
48"H x 36"W	14 <sup>5</sup> / <sub>16</sub> "	33 <sup>4</sup> / <sub>8</sub> "	13 <sup>31</sup> / <sub>32</sub> "	12 <sup>3</sup> / <sub>16</sub> "	2
54"H x 36"W	14 <sup>5</sup> / <sub>16</sub> "	33 <sup>4</sup> / <sub>8</sub> "	12 <sup>1</sup> / <sub>8</sub> "	9 <sup>17</sup> / <sub>18</sub> "	3
66"H x 36"W	14 <sup>5</sup> / <sub>16</sub> "	33 <sup>4</sup> / <sub>8</sub> "	11 <sup>11</sup> / <sub>32</sub> "	9 <sup>17</sup> / <sub>18</sub> "	4
72"H x 36"W	14 <sup>5</sup> / <sub>16</sub> "	33 <sup>4</sup> / <sub>8</sub> "	13 <sup>1</sup> / <sub>8</sub> "	9 <sup>17</sup> / <sub>18</sub> "	4

## Stacking Bookcases



Size/Type	Inside Dimensions		Top Shelf Space	Bottom Shelf Space	2nd from Bottom
	D	W			
25 <sup>5</sup> / <sub>8</sub> "H x 30"W	14 <sup>1</sup> / <sub>10</sub> "	27 <sup>3</sup> / <sub>4</sub> "	12 <sup>1</sup> / <sub>8</sub> "	11 <sup>2</sup> / <sub>8</sub> "	N.A.
37 <sup>3</sup> / <sub>32</sub> "H x 30"W	14 <sup>1</sup> / <sub>10</sub> "	27 <sup>3</sup> / <sub>4</sub> "	11 <sup>3</sup> / <sub>8</sub> "	11 <sup>2</sup> / <sub>8</sub> "	12 <sup>3</sup> / <sub>16</sub> "
44 <sup>3</sup> / <sub>16</sub> "H x 30"W	14 <sup>1</sup> / <sub>10</sub> "	27 <sup>3</sup> / <sub>4</sub> "	13 <sup>1</sup> / <sub>4</sub> "	13 <sup>5</sup> / <sub>8</sub> "	14 <sup>1</sup> / <sub>8</sub> "
25 <sup>5</sup> / <sub>8</sub> "H x 36"W	14 <sup>1</sup> / <sub>10</sub> "	33 <sup>3</sup> / <sub>4</sub> "	12 <sup>1</sup> / <sub>8</sub> "	11 <sup>2</sup> / <sub>8</sub> "	N.A.
37 <sup>3</sup> / <sub>32</sub> "H x 36"W	14 <sup>1</sup> / <sub>10</sub> "	33 <sup>3</sup> / <sub>4</sub> "	11 <sup>3</sup> / <sub>8</sub> "	11 <sup>2</sup> / <sub>8</sub> "	12 <sup>3</sup> / <sub>16</sub> "
44 <sup>3</sup> / <sub>16</sub> "H x 36"W	14 <sup>1</sup> / <sub>10</sub> "	33 <sup>3</sup> / <sub>4</sub> "	13 <sup>1</sup> / <sub>4</sub> "	13 <sup>5</sup> / <sub>8</sub> "	14 <sup>1</sup> / <sub>8</sub> "

# Blending Currency Enhanced with Elective Elements

**Currency Enhanced** can be blended with Elective Elements to create beautiful, cost effective applications.

**Use Elective Elements components in a Currency Enhanced application** to dial up the overall aesthetic.

Components suggested to use include:

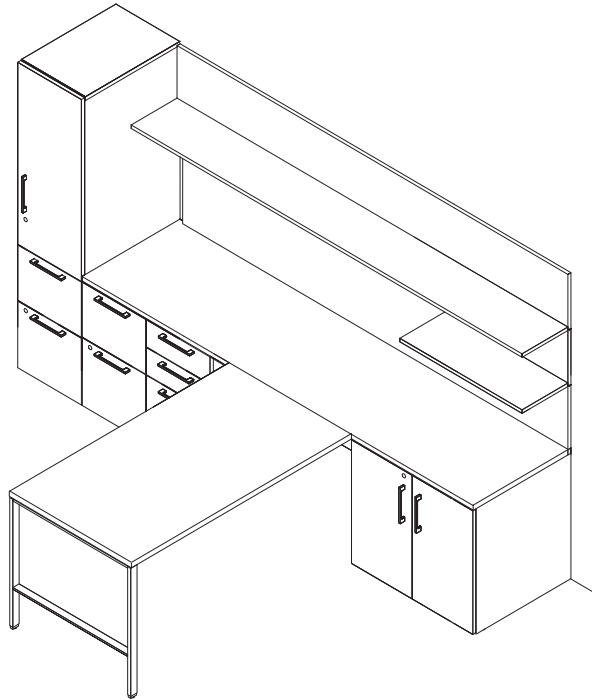
- Veneer worksurfaces
- Gate leg
- Floating shelves and back panels
- Glass front overheads and towers
- Hanging modesty panels

► See *Elective Elements Specification Guide*

**Use Currency Enhanced components in an Elective Elements application** to value engineer. Components suggested to use include:

- HPL worksurfaces
- Under worksurface storage
- Towers
- Overheads

**Graphic** is shown with nile pulls, as nile pulls are available on both Currency Enhanced and Elective Elements.

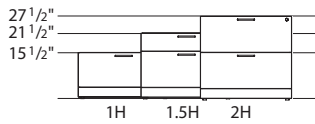


## Currency Enhanced and Elective Elements Blended Private Office

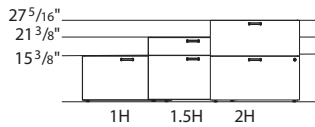
Quantity	Style Number	Description	Product Type
1	<b>CRCT</b>	30"D x 54"W, 1 <sup>1</sup> / <sub>8</sub> " thick	Parametric Common Top
1	<b>CRCT</b>	24"D x 91 <sup>1</sup> / <sub>2</sub> "W, 1 <sup>1</sup> / <sub>8</sub> " thick	Parametric Common Top
1	<b>CRLS2H</b>	24"D x 30"W, double door, no top	Lower Storage Two-High
1	<b>CRPD2H</b>	24"D, box/box/file	Fixed Pedestal Two-High
1	<b>CRPD2H</b>	24"D, file/file	Fixed Pedestal Two-High
1	<b>CRTW</b>	24"D, 66 <sup>1</sup> / <sub>2</sub> "H, file/file, hinged left	Tower Single Door
1	<b>E6FSH</b>	12"H x 12"D x 30"W, 3/4" thick, 2 brackets	Floating Shelf with Shelf Back Panel
1	<b>E6FSH</b>	12"H x 12"D x 96"W, 3/4" thick, 5 brackets	Floating Shelf with Shelf Back Panel
1	<b>E6GBP</b>	30"H x 60"W	Magnetic Back Painted Glass
1	<b>E6LBPSH</b>	15"H x 30"W x 3/4" thick, 2 brackets	Floating Back Panel
1	<b>EEAWST</b>	66"H x 25 <sup>1</sup> / <sub>2</sub> "W	Parametric Tackboard
1	<b>E6GL30127</b>	Gate leg, 30"D x 27 <sup>5</sup> / <sub>8</sub> "H	Gate Leg
1	<b>TSATPL14</b>	In-Line Support Plate	In-Line Support Plate

**It is not recommended** to blend Currency Enhanced underworksurface storage with Elective Elements underworksurface storage. As heights vary slightly, along with headsets and pull placement variations.

### Elective Elements

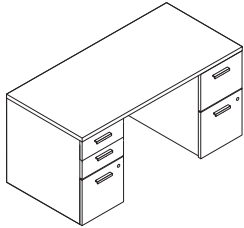


### Currency Enhanced



# Currency Enhanced

## Desks and Desk Shells



*Tip: The actual thickness between Low-Pressure Laminate (LPL) and High-Pressure Laminate (HPL) worksurfaces is slightly different. It is recommended that only worksurfaces of the same type are specified in a given application. In addition, there may be sheen or texture differences when using LPL and HPL in adjacent applications.*

*Tip: 36"D desks have a 6" overhang on the visitor side. Pedestals and end panels are 30"D.*

*Tip: Lock for the box/box/file configuration does not lock the top box drawer.*

*Tip: Full depth end panels are required for any stand alone desk shell. When one or more clear-access end panels are used, the desk shell must be attached to an adjoining worksurface(s).*

### Standard Includes

- Desk and desk shells with pedestal, if specified:
  - Low-Pressure Laminate case with matching or contrasting Low-Pressure Laminate headset
  - Low-Pressure Laminate case with High-Pressure Laminate headset, if selected
  - High-Pressure Laminate case with matching or contrasting High-Pressure Laminate headset, if selected
- 1 1/8" thick top:
  - Low-Pressure Laminate price group 01
  - High-Pressure Laminate price group 01, if selected
- 3 mm edgeband on user's side: plastic price group 01
- 1 mm edgeband on sides and back: plastic price group 01
- Finished back
- Modesty panel, full or quarter height
- Bore and dowel drawer construction: black
- One fastened metal filing system per file drawer: black only
- Full extension, heavy-duty ball bearing drawer suspensions
- Lock plug
- Counterweight, if selected
- 1 1/4" adjustable leveling glides
- Desk shells shipped ready to assemble
- Desk with pedestal(s) shipped fully assembled
- One pencil tray is included in units with a box drawer

### Options

Depth	24"	Price below
	30"	Price below
	36"	Price below
Width	36"	Price below
	42"	Price below
	48"	Price below
	54"	Price below
	60"	Price below
	66"	Price below
	72"	Price below
	84"	Price below
Support - Right	Box/Box/File Pedestal	Price below
	Clear-Access End Panel	Price below
	File/File Pedestal	Price below
	Full Depth End Panel	Price below
	Open/Box/File Pedestal	Price below
Support - Left	Box/Box/File Pedestal	Price below
	Clear-Access End Panel	Price below
	File/File Pedestal	Price below
	Full Depth End Panel	Price below
	Open/Box/File Pedestal	Price below
Counterweight	No Counterweight	No cost
	With Counterweight	+\$200
Modesty Panel	Full	No cost
	Quarter Height	No cost
Worksurface Thickness	1 1/8"	No cost
	1 3/8"	+\$160

► **Product Information continued on next page**

**Currency Enhanced****Desks and Desk Shells****► Product Information continued from previous page****Options**

*Tip: Counterweight type and quantity varies depending on size and storage configuration. Please refer to the electronic catalog or SmartTools.*

*Tip: Grain direction of modesty panel runs horizontally. Grain direction of pedestals runs vertically.*

*Tip: For laminate price group 2 and higher pricing, please refer to the electronic catalog or SmartTools.*

*Tip: Price is per pull.*

Case Finish	Laminate HPL Price Group 02	See information at left
	Laminate HPL Price Group 03	See information at left
	OLL Price Group 1	+\$102
	Laminate HPL Price Group 01	Price below
Headset Finish	Laminate LPL Price Group 01	Price below
	Laminate HPL Price Group 02	See information at left
	Laminate HPL Price Group 03	See information at left
	OLL Price Group 1	+\$102
Top Surface Finish	Laminate HPL Price Group 01	Price below
	Laminate LPL Price Group 01	Price below
	Laminate HPL Price Group 02	See information at left
	Laminate HPL Price Group 03	See information at left
Pull	OLL Price Group 1	+\$102
	Laminate HPL Price Group 01	Price below
	Laminate LPL Price Group 01	Price below
	Contemporary Pull	No cost
	Handle Pull	No cost
	Ledge	No cost
	Jazz Pull	+\$27
Inset Pull	+\$36	
Keys	Nile Pull	+\$37
	Transitional Pull	+\$37
	Bar Pull	+\$39
	Key Plug	No cost
	Master Key Plug	+\$36

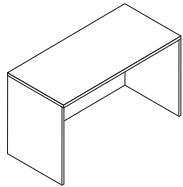
**► Product Information continued on next page**

# Currency Enhanced

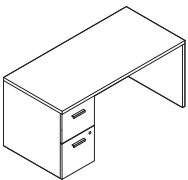
## Desks and Desk Shells

► Product Information continued from previous page

### Specification Information



Dimensions D	W	H	Style Number	Base Prices			Option (Add \$ to Base Price) Top Surface HPL PG1
				LPL Case	HPL Case		
<b>Desk Shell with Two Full Depth or Clear Access End</b>							
24"	36"	28 7/16"	<b>CRDSK</b>	\$665		\$730	+\$100
24"	42"	28 7/16"	<b>CRDSK</b>	\$697		\$769	+\$105
24"	48"	28 7/16"	<b>CRDSK</b>	\$729		\$803	+\$109
24"	54"	28 7/16"	<b>CRDSK</b>	\$753		\$829	+\$112
24"	60"	28 7/16"	<b>CRDSK</b>	\$762		\$839	+\$113
24"	66"	28 7/16"	<b>CRDSK</b>	\$799		\$879	+\$120
24"	72"	28 7/16"	<b>CRDSK</b>	\$826		\$909	+\$124
24"	84"	28 7/16"	<b>CRDSK</b>	\$1162		\$1279	+\$174
24"	96"	28 7/16"	<b>CRDSK</b>	\$1383		\$1521	+\$207
30"	36"	28 7/16"	<b>CRDSK</b>	\$712		\$785	+\$107
30"	42"	28 7/16"	<b>CRDSK</b>	\$739		\$814	+\$111
30"	48"	28 7/16"	<b>CRDSK</b>	\$775		\$853	+\$117
30"	54"	28 7/16"	<b>CRDSK</b>	\$799		\$879	+\$120
30"	60"	28 7/16"	<b>CRDSK</b>	\$806		\$887	+\$122
30"	66"	28 7/16"	<b>CRDSK</b>	\$841		\$925	+\$125
30"	72"	28 7/16"	<b>CRDSK</b>	\$874		\$960	+\$132
36"	72"	28 7/16"	<b>CRDSK</b>	\$1085		\$1193	+\$162



Dimensions D	W	H	Style Number	Base Prices			Option (Add \$ to Base Price) Top Surface HPL PG1
				LPL Case	HPL Case		
				LPL Headset	HPL Headset	HPL Headset	
<b>Desk with One Full Depth or Clear Access End Panel and One Pedestal</b>							
30"	60"	28 7/16"	<b>CRDSK</b>	\$1656	\$1739	\$1872	+\$198
30"	66"	28 7/16"	<b>CRDSK</b>	\$1754	\$1840	\$1980	+\$210
30"	72"	28 7/16"	<b>CRDSK</b>	\$1849	\$1942	\$2089	+\$222
36"	72"	28 7/16"	<b>CRDSK</b>	\$1940	\$2037	\$2192	+\$233

► Product Information continued on next page



# Currency Enhanced

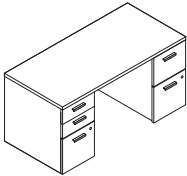
## Desks and Desk Shells

Currency Enhanced

► Product Information continued from previous page

### Specification Information

Dimensions			Style Number	Base Prices			Option (Add \$ to Base Price)
D	W	H		LPL Case	HPL Case		
				LPL Headset	HPL Headset	HPL Headset	Top Surface HPL PG1

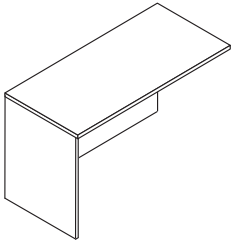


#### Desk with Two Pedestals

30"	60"	28 7/16"	<b>CRDSK</b>	\$2184	\$2293	\$2467	+\$262
30"	66"	28 7/16"	<b>CRDSK</b>	\$2305	\$2419	\$2602	+\$277
30"	72"	28 7/16"	<b>CRDSK</b>	\$2422	\$2544	\$2739	+\$291
36"	72"	28 7/16"	<b>CRDSK</b>	\$2538	\$2664	\$2867	+\$304

# Currency Enhanced

## Returns and Return Shells



*Tip: The actual thickness between Low-Pressure Laminate (LPL) and High-Pressure Laminate (HPL) worksurfaces is slightly different. It is recommended that only worksurfaces of the same type are specified in a given application. In addition, there may be sheen or texture differences when using LPL and HPL in adjacent applications.*

### Standard Includes

- Return and return shells:
  - Low-Pressure Laminate case with matching or contrasting Low-Pressure Laminate headset
  - Low-Pressure Laminate case with High-Pressure Laminate headset, if selected
  - High-Pressure Laminate case with matching or contrasting High-Pressure Laminate headset, if selected
- 1 1/8" thick top:
  - Low-Pressure Laminate price group 01
  - High-Pressure Laminate price group 01, if selected
- 3 mm edgeband on user's side: plastic price group 01
- 1 mm edgeband on sides and back: plastic price group 01
- Finished back
- Modesty panel, full or quarter height
- Bore and dowel drawer construction: black
- One fastened metal filing system per file drawer: black only
- Full extension, heavy-duty ball bearing drawer suspensions
- Lock plug
- Attachment hardware
- 1 1/4" adjustable leveling glides
- Returns shipped fully assembled
- Return shells shipped ready to assemble

### Options

Depth	24"	Price below
Width	42"	Price below
	48"	Price below
Handedness	Left Hand	No cost
	Right Hand	No cost
Support - Right	Box/Box/File Pedestal	Price below
	File/File Pedestal	Price below
	Full Depth End Panel	Price below
	Open/Box/File Pedestal	Price below
Support - Left	Box/Box/File Pedestal	Price below
	File/File Pedestal	Price below
	Full Depth End Panel	Price below
	Open/Box/File Pedestal	Price below
Modesty Panel	Full	No cost
	Quarter Height	No cost
Worksurface Thickness	1 1/8"	No cost
	1 3/8"	+\$160
Case Finish	Laminate HPL Price Group 02	See information at left
	Laminate HPL Price Group 03	See information at left
	OLL Price Group 1	+\$102
	Laminate HPL Price Group 01	Price below
	Laminate LPL Price Group 01	Price below
Headset Finish	Laminate HPL Price Group 02	See information at left
	Laminate HPL Price Group 03	See information at left
	OLL Price Group 1	+\$102
	Laminate HPL Price Group 01	Price below
	Laminate LPL Price Group 01	Price below

▶ **Product Information continued on next page**

*Tip: Lock for the box/box/file configuration does not lock the top box drawer.*

*Tip: Specify either a left or right support.*

*Tip: Grain direction of modesty panel runs horizontally. Grain direction of pedestals runs vertically.*

*Tip: For laminate price group 2 and higher pricing, please refer to the electronic catalog or SmartTools.*

**Currency Enhanced****Returns and Return Shells****► Product Information continued from previous page****Options**

Top Surface Finish	Laminate HPL Price Group 02	See information at left
	Laminate HPL Price Group 03	See information at left
	OLL Price Group 1	+\$102
	Laminate HPL Price Group 01	Price below
	Laminate LPL Price Group 01	Price below
Pull	Contemporary Pull	No cost
	Handle Pull	No cost
	Ledge	No cost
	Jazz Pull	+\$27
	Inset Pull	+\$36
	Nile Pull	+\$37
	Transitional Pull	+\$37
	Bar Pull	+\$39
Keys	Key Plug	No cost
	Master Key Plug	+\$36

Tip: Price is per pull.

**Specification Information**

Dimensions			Style	Base	Options		
D	W	H	Number	Prices			(Add \$ to Base Price)
				LPL Case	HPL Case	Top Surface HPL PG1	

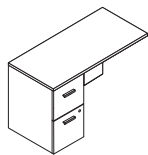
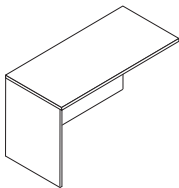
**Return Shell with One Full Depth End Panel**

24"	42"	28 7/16"	<b>CRRTN</b>	\$610	\$670	+\$92	
24"	48"	28 7/16"	<b>CRRTN</b>	\$665	\$730	+\$100	

Dimensions			Style	Base	Options		
D	W	H	Number	Prices			(Add \$ to Base Price)
				LPL Case	HPL Case	Options	
				LPL Headset	HPL Headset	HPL Headset	Top Surface HPL PG1

**Return with One Pedestal**

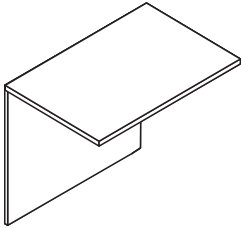
24"	42"	28 7/16"	<b>CRRTN</b>	\$1263	\$1325	\$1426	+\$153
24"	48"	28 7/16"	<b>CRRTN</b>	\$1382	\$1451	\$1562	+\$165



Left-hand unit

# Currency Enhanced

## Bridges



### Standard Includes

- Bridge:
  - Low-Pressure Laminate case, price group 01
  - High-Pressure Laminate case, price group 01, if selected
- Attachment bracket
- 3 mm edgeband on user's side: plastic price group 01
- 1 mm edgeband on sides and back: plastic price group 01
- Modesty panel, full or quarter height
- Ships ready to assemble

### Options

Depth	24"	Price below
Width	36"	Price below
	42"	Price below
	48"	Price below
Modesty Panel	Full	No cost
	Quarter Height	No cost
Worksurface Thickness	1 1/8"	No cost
	1 3/8"	+\$160
Case Finish	Laminate HPL Price Group 02	See information at left
	Laminate HPL Price Group 03	See information at left
	OLL Price Group 1	+\$102
	Laminate HPL Price Group 01	Price below
	Laminate LPL Price Group 01	Price below
Top Surface Finish	Laminate HPL Price Group 02	See information at left
	Laminate HPL Price Group 03	See information at left
	OLL Price Group 1	+\$102
	Laminate HPL Price Group 01	Price below
	Laminate LPL Price Group 01	Price below

Tip: For laminate price group 2 and higher pricing, please refer to the electronic catalog or SmartTools.

### Specification Information

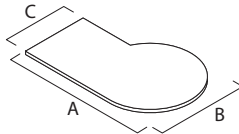
Dimensions			Style	Base		Options
D	W	H	Number	Prices		(Add \$ to Base Price)
				LPL Case	HPL Case	Top Surface HPL PG1

### Bridge

24"	36"	28 7/16"	<b>CRBRG</b>	\$456	\$502	+\$69
24"	42"	28 7/16"	<b>CRBRG</b>	\$485	\$534	+\$74
24"	48"	28 7/16"	<b>CRBRG</b>	\$521	\$573	+\$78

# Currency Enhanced

## D-Shape and P-Shape Worksurfaces



Right-hand unit

### Standard Includes

- Worksurface:
  - Low-Pressure Laminate case with matching or contrasting Low-Pressure Laminate top
  - Low-Pressure Laminate case with matching or contrasting High-Pressure Laminate top, if selected
  - High-Pressure Laminate case with matching or contrasting Low-Pressure Laminate top, if selected
  - High-Pressure Laminate case with matching or contrasting High-Pressure Laminate top, if selected
- Column leg: paint price group 01
- Adjusting leveling glides
- Ships ready to assemble

### Options

Case Finish	Laminate HPL Price Group 02	See information at left
	Laminate HPL Price Group 03	See information at left
	OLL Price Group 1	+\$102
	Laminate HPL Price Group 01	Price below
	Laminate LPL Price Group 01	Price below
Top Surface Finish	Laminate HPL Price Group 02	See information at left
	Laminate HPL Price Group 03	See information at left
	OLL Price Group 1	+\$102
	Laminate HPL Price Group 01	Price below
	Laminate LPL Price Group 01	Price below
Worksurface Thickness	1 1/8"	No cost
	1 3/8"	+\$160
Base Finish	Paint Price Group 01	No cost
	Paint Price Group 02	+\$24
Modesty Panel	No Modesty Panel	No cost
	Quarter Height	+\$158
	Full	+\$279
Handedness	Left Hand	No cost
	Right Hand	No cost

Tip: For laminate price group 2 and higher pricing, please refer to the electronic catalog or SmartTools.

### Specification Information

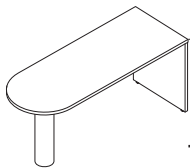
Style Number	Dimensions		Base Prices						
	Modular Depth C	Parametric Depth	Modular	48"W	54"W	60"W	66"W	72"W	78"W
			Width	48"W-	54"W-	60"W-	66"W-	72"W-	78"W
			Width	53 15/16"W	59 15/16"W	65 15/16"W	71 15/16"W	77 15/16"W	

### D-Shape, Low-Pressure Laminate Case and Top

CRDWKSF	30"D	30"D-	\$1008	\$1052	\$1114	\$1184	\$1248	\$1310
		35 15/16"D						
	36"D	36"D	\$1109	\$1156	\$1226	\$1295	\$1397	\$1467

### D-Shape, High-Pressure Laminate Case and Top

CRDWKSF	30"D	30"D-	\$1261	\$1315	\$1393	\$1481	\$1559	\$1639
		35 15/16"D						
	36"D	36"D	\$1386	\$1447	\$1531	\$1620	\$1745	\$1834



► Product Information continued on next page

# Currency Enhanced

## D-Shape and P-Shape Worksurfaces

► Product Information continued from previous page

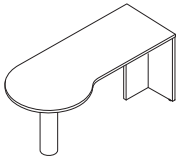
### Specification Information

Style Number	Dimensions		Base Prices						
	Modular Depth C	Parametric Depth	Modular Width	48"W	54"W	60"W	66"W	72"W	78"W
			Parametric Width	48"W-	54"W-	60"W-	66"W-	72"W-	78"W
				53 15/16"W	59 15/16"W	65 15/16"W	71 15/16"W	77 15/16"W	

### P-Shape, Low-Pressure Laminate Case and Top

*Tip: The difference between depth B and depth C must be at least 6" and at most 12".*

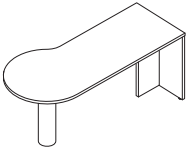
CRPWKSF	24"D	24"D- 29 15/16"D	N.A.	\$1215	\$1279	\$1416	\$1621	N.A.
	30"D	30"D- 35 15/16"D	N.A.	\$1279	\$1345	\$1490	\$1705	N.A.
	36"D	36"D	N.A.	\$1342	\$1414	\$1564	\$1791	N.A.



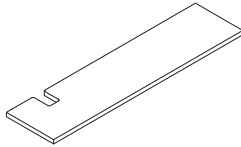
Right-hand unit

### P-Shape, High-Pressure Laminate Case and Top

CRPWKSF	24"D	24"D- 29 15/16"D	N.A.	\$1518	\$1597	\$1768	\$2026	N.A.
	30"D	30"D- 35 15/16"D	N.A.	\$1597	\$1682	\$1861	\$2132	N.A.
	36"D	36"D	N.A.	\$1679	\$1766	\$1955	\$2237	N.A.



Left-hand unit

**Currency Enhanced****Parametric Common Tops**

Right-hand unit

*Tip: For laminate price group 2 and higher pricing, please refer to the electronic catalog or SmartTools.*

*Tip: Width is specifiable in 1/16" increments.*

*Tip: Right-hand or left-hand application is determined by which leg of the Ology desk is located inside the storage.*

*Tip: The actual thickness between Low-Pressure Laminate (LPL) and High-Pressure Laminate (HPL) worksurfaces is slightly different. It is recommended that only worksurfaces of the same type are specified in a given application. In addition, there may be sheen or texture differences when using LPL and HPL in adjacent applications.*

**Standard Includes**

- 1 1/8" thick common top for Ology and Migration SE application:
  - Low-Pressure Laminate price group 01
  - High-Pressure Laminate price group 01, if selected
- 3 mm edgeband on user's side: plastic price group 01
- 1 mm edgeband on sides and back: plastic price group 01
- Width: 30"W-96"W (LPL), 30"W-120"W (HPL)

**Options**

Depth	18 7/8"	Price below
Desk Type	Migration SE	No cost
	Ology	No cost
	Slim Leg HAD	No cost
Handedness	Left Hand	No cost
	Right Hand	No cost
Desk Depth (Worksurface)	23"	No cost
	28"	No cost
	29"	No cost
	30"	No cost
	34"	No cost
	35"	No cost
Leg Type	C Leg	No cost
	T Leg	No cost
Top Surface Finish	Laminate HPL Price Group 02	See information at left
	OLL Price Group 1	+\$102
	Laminate HPL Price Group 01	Price below
	Laminate LPL Price Group 01	Price below
Worksurface Thickness	1 1/8"	No cost
	1 3/8"	+\$160

► **Product Information continued on next page**

# Currency Enhanced

## Parametric Common Tops

► Product Information continued from previous page

### Specification Information

Style Number	Dimensions	Base Prices								
		Modular								
	Depth	Width	30"W	36"W	42"W	48"W-	54"W	60"W	66"W	72"W
		Parametric	30"W-	36"W-	42"W-	48"W-	54"W-	60"W-	66"W-	72"W-
		Width	35 15/16"W	41 15/16"W	47 15/16"W	53 15/16"W	59 15/16"W	65 15/16"W	71 15/16"W	77 15/16"W

### Common Top HAD Application: Low-Pressure Laminate

<b>CRHADCT</b>	18 7/8"D	\$153	\$165	\$179	\$193	\$199	\$206	\$237	\$266
----------------	----------	-------	-------	-------	-------	-------	-------	-------	-------

### Common Top HAD Application: High-Pressure Laminate

<b>CRHADCT</b>	18 7/8"D	\$204	\$221	\$238	\$256	\$264	\$275	\$317	\$353
----------------	----------	-------	-------	-------	-------	-------	-------	-------	-------

Style Number	Dimensions	Base Prices								
		Modular								
		Width	78"W	84"W	90"W	96"W	102"W	108"W	114"W	120"W
		Parametric	78"W-	84"W-	90"W-	96"W-	102"W-	108"W-	114"W-	120"W
	Depth	Width	83 15/16"W	89 15/16"W	95 15/16"W	101 15/16"W	107 15/16"W	113 15/16"W	119 15/16"W	

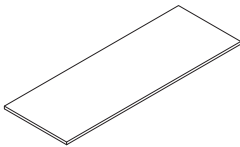
### Common Top HAD Application: Low-Pressure Laminate

<b>CRHADCT</b>	18 7/8"D	\$303	\$341	\$386	\$436	N.A.	N.A.	N.A.	N.A.
----------------	----------	-------	-------	-------	-------	------	------	------	------

### Common Top HAD Application: High-Pressure Laminate

<b>CRHADCT</b>	18 7/8"D	\$399	\$453	\$512	\$580	\$655	\$741	\$839	\$946
----------------	----------	-------	-------	-------	-------	-------	-------	-------	-------



**Currency Enhanced****Parametric Common Tops**

*Tip: Reinforcing channels are ordered separately and must be used with tops larger than 54"W for 54"W or more of unsupported kneespace.*

*Tip: Any top used as a table with legs, equal to or larger than 30"Dx72"W requires two reinforcing channels.*

*Tip: The actual thickness between Low-Pressure Laminate (LPL) and High-Pressure Laminate (HPL) worksurfaces is slightly different. It is recommended that only worksurfaces of the same type are specified in a given application. In addition, there may be sheen or texture differences when using LPL and HPL in adjacent applications.*

*Tip: Width is specifiable in 1/16" increments.*

*Tip: For laminate price group 2 and higher pricing, please refer to the electronic catalog or SmartTools.*

**Standard Includes**

- 1 1/8" thick common top:
  - Low-Pressure Laminate price group 01
  - High-Pressure Laminate price group 01, if selected
- 3 mm edgeband on user's side: plastic price group 01
- 1 mm edgeband on sides and back: plastic price group 01
- Depth: 17"D–36"D
- Width: 15"W–96"W (LPL), 15"W–120"W (HPL)

**Options**

Top Surface Finish	Laminate HPL Price Group 02	See information at left
	OLL Price Group 1	+\$102
	Laminate HPL Price Group 01	Price below
	Laminate LPL Price Group 01	Price below
Worksurface Thickness	1 1/8"	No cost
	1 3/8"	+\$160

► **Product Information continued on next page**

# Currency Enhanced

## Parametric Common Tops

► Product Information continued from previous page

### Specification Information

Style Number	Dimensions		Base Prices									
	Modular Depth	Parametric Depth	Modular Width	15 3/4"W	18"W	24"W	30"W	36"W	42"W	48"W	54"W	60"W
			Parametric Width	15"W-	18"W-	24"W-	30"W-	36"W-	42"W-	48"W-	54"W-	60"W-
			Width	17	23	29	35	41	47	53	59	65
				15/16"W	15/16"W	15/16"W	15/16"W	15/16"W	15/16"W	15/16"W	15/16"W	15/16"W

### Parametric Common Top: Low-Pressure Laminate

CRCT	N.A.	17-17 15/16"D	\$98	\$106	\$114	\$124	\$134	\$144	\$173	\$186	\$199
	18 7/8"D	18-23 15/16"D	\$109	\$118	\$126	\$137	\$150	\$160	\$193	\$206	\$222
	24"D	24-29 15/16"D	\$124	\$134	\$143	\$154	\$160	\$173	\$206	\$220	\$233
	30"D	30-35 15/16"D	\$178	\$190	\$199	\$208	\$222	\$233	\$265	\$284	\$303
	36"D	36"D	\$211	\$227	\$238	\$247	\$258	\$268	\$303	\$317	\$329

### Parametric Common Top: High-Pressure Laminate

CRCT	N.A.	17-17 15/16"D	\$131	\$141	\$151	\$165	\$180	\$192	\$231	\$247	\$264
	18 7/8"D	18-23 15/16"D	\$145	\$157	\$170	\$184	\$201	\$213	\$256	\$275	\$297
	24"D	24-29 15/16"D	\$165	\$180	\$191	\$206	\$213	\$231	\$275	\$294	\$311
	30"D	30-35 15/16"D	\$237	\$252	\$264	\$280	\$297	\$311	\$352	\$380	\$404
	36"D	36"D	\$283	\$303	\$318	\$329	\$343	\$356	\$404	\$423	\$438

► Product Information continued on next page

**Currency Enhanced****Parametric Common Tops**▶ **Product Information continued from previous page****Specification Information**

Style Number	Dimensions		Base Prices											
	Modular Depth	Parametric Depth	Modular Width	Parametric Width	66"W	72"W	78"W	84"W	90"W	96"W	102"W	108"W	114"W	120"W
					66"W-	72"W-	78"W-	84"W-	90"W-	96"W-	102"W-	108"W-	114"W-	120"W
					71	77	83	89	95	101	107	113	119	
					15/16"W	15/16"W	15/16"W	15/16"W	15/16"W	15/16"W	15/16"W	15/16"W	15/16"W	

**Parametric Common Top: Low-Pressure Laminate**

CRCT	Modular Depth	Parametric Depth	66"W	72"W	78"W	84"W	90"W	96"W	102"W	108"W	114"W	120"W
	N.A.	17-17 15/16"D	\$233	\$261	\$332	\$351	\$372	\$389	N.A.	N.A.	N.A.	N.A.
	18 7/8"D	18-23 15/16"D	\$259	\$288	\$368	\$389	\$413	\$433	N.A.	N.A.	N.A.	N.A.
	24"D	24-29 15/16"D	\$262	\$292	\$392	\$434	\$449	\$482	N.A.	N.A.	N.A.	N.A.
	30"D	30-35 15/16"D	\$329	\$361	\$463	\$485	\$506	\$523	N.A.	N.A.	N.A.	N.A.
	36"D	36"D	\$356	\$386	\$485	\$583	\$605	\$631	N.A.	N.A.	N.A.	N.A.

**Parametric Common Top: High-Pressure Laminate**

CRCT	Modular Depth	Parametric Depth	66"W	72"W	78"W	84"W	90"W	96"W	102"W	108"W	114"W	120"W
	N.A.	17-17 15/16"D	\$311	\$347	\$443	\$468	\$496	\$519	\$543	\$567	\$592	\$617
	18 7/8"D	18-23 15/16"D	\$344	\$385	\$491	\$519	\$550	\$577	\$602	\$631	\$657	\$683
	24"D	24-29 15/16"D	\$348	\$390	\$524	\$578	\$599	\$642	\$669	\$699	\$728	\$756
	30"D	30-35 15/16"D	\$438	\$481	\$618	\$646	\$674	\$697	\$727	\$754	\$780	\$806
	36"D	36"D	\$475	\$515	\$646	\$778	\$808	\$841	\$873	\$905	\$936	\$968

# Currency Enhanced

## Tables

### Standard Includes

- Top: Low-Pressure Laminate price group 01 with 3 mm plastic square edge
- Table base
- Ships ready to assemble

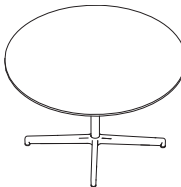
### Options

Tip: For laminate price group 2 and higher pricing, please refer to the electronic catalog or SmartTools.

Top Surface Finish	Laminate LPL Price Group 01	No cost
	Laminate HPL Price Group 01	Prices below
	Laminate HPL Price Group 02	See information at left
	Laminate HPL Price Group 03	See information at left
	OLL Price Group 1	+\$102
Base Type	Square Leg	See "Leg Height"
	X-Base	+\$462
	Post Leg	+\$1840
X-Base Finish	Paint Price Group 01	No cost
	Paint Price Group 02	+\$24
	Paint Price Group 03	+\$35
	Polished Chrome	+\$168
Post Leg Base Finish	Paint Price Group 01	No cost
	Paint Price Group 02	+\$24
Square Leg Base Finish	Paint Price Group 01	No cost
	Paint Price Group 02	No cost
	Paint Price Group 03	No cost
Column Finish	Paint Price Group 01	No cost
	Paint Price Group 02	No cost
	Paint Price Group 03	No cost
	Polished Chrome	No cost
Leg Height	28"	+\$780
	16"	+\$884
	19"	+\$924
Worksurface Thickness	1 1/8"	No cost
	1 3/8"	+\$160

Tip: Leg height is only an option when a base type of "Square Leg" is selected.

### Specification Information

Style Number	Dimensions		Base Prices	
	Modular Diameter/Width	Parametric Diameter/Width	LPL	HPL PG1
 <b>Round Table</b> <b>CRRTBL</b>	36"	36"-41.9375"	\$523	\$655
	42"	42"-47.9375"	\$680	\$851
	48"	48"-53.9375"	\$780	\$976
	54"	54"	\$915	\$1143

► Product Information continued on next page

# Currency Enhanced Tables

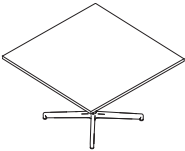
Currency Enhanced

▶ Product Information continued from previous page

## Specification Information

Style Number	Dimensions		Base Prices	
	Modular Diameter/Width	Parametric Diameter/Width	LPL	HPL PG1

### Square Table

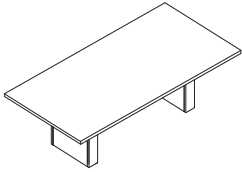


#### CRSQTBL

36"	36"-41.9375"	\$523	\$655
42"	42"-47.9375"	\$680	\$851
48"	48"-53.9375"	\$780	\$976
54"	54"	\$915	\$1143

# Currency Enhanced

## Tables



*Tip: 36"W–59 15/16"W rectangular shaped tops are also available. For the complete parametric size offering and pricing, please refer to SmartTools.*

*Tip: For laminate price group 2 and higher pricing, please refer to the electronic catalog or SmartTools.*

*Tip: Two-piece tops will occur when the top is in Low-Pressure Laminate and larger than 95 3/4"W, and in High-Pressure Laminate and larger than 119 15/16"W. Tops will be split into two equal sections and ship with connecting hardware. Two-piece tops will not have matching grain patterns.*

*Tip: Grommet options allow for either no grommet or hinged power door unit(s). Grommets are available for order as a separate style number, and are field installed.*

### Standard Includes

- Top: Low-Pressure Laminate price group 01 with 3 mm plastic square edge
- Table base
- Reinforcing channels, if selected
- Ships ready to assemble

### Options

Top Surface Finish	Laminate LPL Price Group 01	No cost
	Laminate HPL Price Group 01	Prices below
	Laminate HPL Price Group 02	See information at left
	Laminate HPL Price Group 03	See information at left
	OLL Price Group 1	+\$102
Base Type	Column	Prices below
	Post Leg	Prices below
	Rectangular Base	Prices below
	Square Leg	Prices below
	T-Base	Prices below
Worksurface Thickness	X-Base	Prices below
	1 1/8"	No cost
	1 3/8"	+\$160
Grommet	No Grommet	No cost
	Hinged Door	+\$529

► **Product Information continued on next page**

# Currency Enhanced

## Tables

► Product Information continued from previous page

### Specification Information

#### Base Type Upcharges

Base Type	Base Price	Options (Add \$ to Base Price)			
		Paint Price Group 2	Paint Price Group 3	Polished Chrome	High-Pressure Laminate PG1
<b>Column</b>	+\$323	+\$24	N.A.	N.A.	N.A.
<b>Post Leg</b>	+\$460	+\$24	N.A.	N.A.	N.A.
<b>Rectangular Base</b>					
17 9/16"W	+\$780	N.A.	N.A.	N.A.	+\$196
23 9/16"W	+\$879	N.A.	N.A.	N.A.	+\$220
<b>Square Leg</b>					
16"H	+\$221	+\$33	N.A.	N.A.	N.A.
19"H	+\$231	+\$33	N.A.	N.A.	N.A.
27 1/4"H	+\$195	+\$33	N.A.	N.A.	N.A.
<b>T-Base</b>					
26"W	+\$317	+\$24	+\$35	+\$168	N.A.
36"W	+\$395	+\$24	+\$35	+\$168	N.A.
<b>X-Base</b>					
26"W	+\$359	+\$24	+\$35	+\$168	N.A.
36"W	+\$462	+\$24	+\$35	+\$168	N.A.

► Product Information continued on next page

# Currency Enhanced

## Tables

► Product Information continued from previous page

### Specification Information

Style Number	Dimensions		Base Prices										
	Modular Depth	Parametric Depth	Modular Width	Parametric Width	60"W	66"W	72"W	78"W	84"W	90"W	96"W	102"W	108"W
			60"W	66"W	72"W	78"W	84"W	90"W	96"W	102"W	108"W		
			60"W-	66"W-	72"W-	78"W-	84"W-	90"W-	96"W-	102"W-	108"W-		
			65 15/16"W	71 15/16"W	77 15/16"W	83 15/16"W	89 15/16"W	95 15/16"W	101 15/16"W	107 15/16"W	113 15/16"W		

### Rectangular Table: Low-Pressure Laminate

Tip: For the complete range of parametric sizes available, please refer to SmartTools.

CRRECTBL	24"D	24"D- 29.9375"D	\$595	\$643	\$686	\$727	\$772	\$818	\$867	\$915	\$964
	30"D	30"D- 35.9375"D	\$643	\$686	\$728	\$773	\$819	\$868	\$920	\$970	\$1024
	36"D	36"D- 41.9375"D	\$688	\$737	\$788	\$834	\$884	\$937	\$995	\$1049	\$1106
	42"D	42"D- 47.9375"D	\$756	\$809	\$867	\$919	\$973	\$1032	\$1095	\$1155	\$1218
	48"D	48"D	\$833	\$892	\$954	\$1010	\$1073	\$1136	\$1236	\$1304	\$1376

### Rectangular Table: High-Pressure Laminate

CRRECTBL	24"D	24"D- 29.9375"D	\$743	\$803	\$858	\$908	\$965	\$1022	\$1084	\$1143	\$1204
	30"D	30"D- 35.9375"D	\$803	\$858	\$909	\$966	\$1023	\$1085	\$1149	\$1212	\$1280
	36"D	36"D- 41.9375"D	\$860	\$920	\$985	\$1042	\$1106	\$1171	\$1244	\$1311	\$1384
	42"D	42"D- 47.9375"D	\$945	\$1012	\$1084	\$1148	\$1216	\$1290	\$1370	\$1443	\$1523
	48"D	48"D	\$1040	\$1115	\$1192	\$1263	\$1339	\$1419	\$1544	\$1629	\$1719

► Product Information continued on next page



# Currency Enhanced

## Tables

► **Product Information continued from previous page**

### Specification Information

Style Number	Dimen- sions	Parametric Depth	Base Prices									
			Modular Width	114"W	120"W	126"W	138"W	144"W	150"W	156"W	162"W	168"W
			Parametric Width	114"W-	120"W-	126"W-	138"W-	144"W-	150"W-	156"W-	162"W-	168"W
				119 15/16"W	125 15/16"W	137 15/16"W	143 15/16"W	149 15/16"W	155 15/16"W	161 15/16"W	167 15/16"W	

### Rectangular Table: Low-Pressure Laminate

*Tip: For the complete range of parametric sizes available, please refer to SmartTools.*

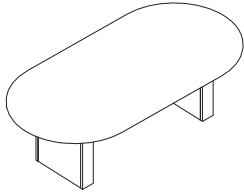
CRRECTBL	24"D	24"D- 29.9375"D	\$1018	\$1074	\$1127	\$1237	\$1293	\$1349	\$1410	\$1475	\$1541
	30"D	30"D- 35.9375"D	\$1080	\$1139	\$1197	\$1312	\$1370	\$1434	\$1499	\$1565	\$1637
	36"D	36"D- 41.9375"D	\$1166	\$1232	\$1294	\$1419	\$1483	\$1550	\$1620	\$1694	\$1768
	42"D	42"D- 47.9375"D	\$1284	\$1356	\$1422	\$1562	\$1631	\$1705	\$1782	\$1862	\$1947
	48"D	48"D	\$1449	\$1529	\$1606	\$1763	\$1842	\$1925	\$2011	\$2103	\$2127

### Rectangular Table: High-Pressure Laminate

CRRECTBL	24"D	24"D- 29.9375"D	\$1273	\$1341	\$1409	\$1545	\$1616	\$1687	\$1763	\$1842	\$1927
	30"D	30"D- 35.9375"D	\$1348	\$1423	\$1497	\$1640	\$1712	\$1793	\$1874	\$1956	\$2045
	36"D	36"D- 41.9375"D	\$1458	\$1539	\$1618	\$1775	\$1853	\$1937	\$2024	\$2117	\$2211
	42"D	42"D- 47.9375"D	\$1604	\$1695	\$1778	\$1953	\$2039	\$2131	\$2227	\$2326	\$2433
	48"D	48"D	\$1812	\$1911	\$2008	\$2204	\$2302	\$2407	\$2515	\$2628	\$2660

# Currency Enhanced

## Tables



*Tip: For laminate price group 2 and higher pricing, please refer to the electronic catalog or SmartTools.*

*Tip: Two-piece tops will occur when the top is in Low-Pressure Laminate and larger than 95 3/4"W, and in High-Pressure Laminate and larger than 119 15/16"W. Tops will be split into two equal sections and ship with connecting hardware. Two-piece tops will not have matching grain patterns.*

*Tip: Grommet options allow for either no grommet or hinged power door unit(s). Grommets are available for order as a separate style number, and are field installed.*

### Standard Includes

- Top: Low-Pressure Laminate price group 01 with 3 mm plastic square edge
- Table base
- Reinforcing channels, if selected
- Ships ready to assemble

### Options

Top Surface Finish	Laminate LPL Price Group 01	No cost
	Laminate HPL Price Group 01	Prices below
	Laminate HPL Price Group 02	See information at left
	Laminate HPL Price Group 03	See information at left
	OLL Price Group 1	+\$102
Base Type	Column	Prices below
	Post Leg	Prices below
	Rectangular Base	Prices below
	T-Base	Prices below
	X-Base	Prices below
Worksurface Thickness	1 1/8"	No cost
	1 3/8"	+\$160
Grommet	No Grommet	No cost
	Hinged Door	+\$529

► **Product Information continued on next page**

# Currency Enhanced

## Tables

► Product Information continued from previous page

### Specification Information

#### Base Type Upcharges

Base Type	Base Price	Options (Add \$ to Base Price)			
		Paint Price Group 2	Paint Price Group 3	Polished Chrome	High-Pressure Laminate PG1
Column	+\$323	+\$24	N.A.	N.A.	N.A.
Post Leg	+\$460	+\$24	N.A.	N.A.	N.A.
<b>Rectangular Base</b>					
17 9/16"W	+\$780	N.A.	N.A.	N.A.	+\$196
23 9/16"W	+\$879	N.A.	N.A.	N.A.	+\$220
<b>T-Base</b>					
26"W	+\$317	+\$24	+\$35	+\$168	N.A.
36"W	+\$395	+\$24	+\$35	+\$168	N.A.
<b>X-Base</b>					
26"W	+\$359	+\$24	+\$35	+\$168	N.A.
36"W	+\$462	+\$24	+\$35	+\$168	N.A.

Style Number	Dimensions		Base Prices									
	Modular Depth	Parametric Depth	Modular									
			Width	66"W	72"W	78"W	84"W	90"W	96"W	102"W	108"W	114"W
			Parametric									
			Width	66"W-	72"W-	78"W-	84"W-	90"W-	96"W-	102"W-	108"W-	114"W-
				71	77	83	89	95	101	107	113	119
				15/16"W	15/16"W	15/16"W	15/16"W	15/16"W	15/16"W	15/16"W	15/16"W	15/16"W

### Racetrack Table: Low-Pressure Laminate

CRRCTRKTBL	36"D	36"D- 41.9375"D	\$773	\$826	\$877	\$929	\$985	\$1044	\$1102	\$1162	\$1226
	42"D	42"D- 47.9375"D	\$850	\$909	\$964	\$1022	\$1083	\$1149	\$1211	\$1279	\$1348
	48"D	48"D	\$935	\$1001	\$1061	\$1125	\$1192	\$1297	\$1367	\$1443	\$1523

### Racetrack Table: High-Pressure Laminate

CRRCTRKTBL	36"D	36"D- 41.9375"D	\$966	\$1032	\$1097	\$1161	\$1231	\$1305	\$1379	\$1453	\$1532
	42"D	42"D- 47.9375"D	\$1064	\$1136	\$1204	\$1278	\$1356	\$1436	\$1514	\$1598	\$1686
	48"D	48"D	\$1169	\$1253	\$1325	\$1406	\$1491	\$1621	\$1708	\$1804	\$1903

► Product Information continued on next page

# Currency Enhanced

## Tables

► Product Information continued from previous page

### Specification Information

Style Number	Dimensions		Base Prices								
	Modular Depth	Parametric Depth	Modular Width	120"W	126"W	138"W	144"W	150"W	156"W	162"W	168"W
			Parametric Width	120"W-	126"W-	138"W-	144"W-	150"W-	156"W-	162"W-	168"W
				125	137	143	149	155	161	167	
				15/16"W	15/16"W	15/16"W	15/16"W	15/16"W	15/16"W	15/16"W	15/16"W

### Racetrack Table: Low-Pressure Laminate

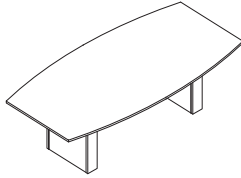
CRRCTRKTBL	36"D	36"D- 41.9375"D	\$1294	\$1359	\$1490	\$1559	\$1626	\$1700	\$1778	\$1858
	42"D	42"D- 47.9375"D	\$1422	\$1494	\$1640	\$1713	\$1790	\$1870	\$1955	\$2043
	48"D	48"D	\$1606	\$1687	\$1850	\$1934	\$2021	\$2112	\$2207	\$2232

### Racetrack Table: High-Pressure Laminate

CRRCTRKTBL	36"D	36"D- 41.9375"D	\$1618	\$1698	\$1864	\$1948	\$2033	\$2125	\$2223	\$2321
	42"D	42"D- 47.9375"D	\$1778	\$1868	\$2049	\$2141	\$2237	\$2337	\$2443	\$2554
	48"D	48"D	\$2008	\$2109	\$2312	\$2418	\$2527	\$2641	\$2759	\$2791

# Currency Enhanced

## Tables



*Tip: For laminate price group 2 and higher pricing, please refer to the electronic catalog or SmartTools.*

*Tip: Two-piece tops will occur when the top is in Low-Pressure Laminate and larger than 95 3/4"W, and in High-Pressure Laminate and larger than 119 15/16"W. Tops will be split into two equal sections and ship with connecting hardware. Two-piece tops will not have matching grain patterns.*

*Tip: Grommet options allow for either no grommet or hinged power door unit(s). Grommets are available for order as a separate style number, and are field installed.*

### Standard Includes

- Top: Low-Pressure Laminate price group 01 with 3 mm plastic square edge
- Table base
- Reinforcing channels, if selected
- Ships ready to assemble

### Options

Depth	48"	Prices below
Top Surface Finish	Laminate LPL Price Group 01	No cost
	Laminate HPL Price Group 01	Prices below
	Laminate HPL Price Group 02	See information at left
	Laminate HPL Price Group 03	See information at left
Base Type	OLL Price Group 1	+\$102
	Column	Prices below
	Rectangular Base	Prices below
	T-Base	Prices below
Worksurface Thickness	X-Base	Prices below
	1 1/8"	No cost
	1 3/8"	+\$160
Grommet	No Grommet	No cost
	Hinged Door	+\$529

### Specification Information

#### Base Type Upcharges

Base Type	Base Price	Options (Add \$ to Base Price)			
		Paint Price Group 2	Paint Price Group 3	Polished Chrome	High-Pressure Laminate PG1
<b>Column</b>	+\$323	+\$24	N.A.	N.A.	N.A.
<b>Rectangular Base</b>					
17 9/16"W	No cost	N.A.	N.A.	N.A.	No cost
23 9/16"W	+\$879	N.A.	N.A.	N.A.	+\$220
<b>T-Base</b>					
26"W	No cost	No cost	No cost	No cost	N.A.
36"W	+\$395	+\$24	+\$35	+\$168	N.A.
<b>X-Base</b>					
26"W	No cost	No cost	No cost	No cost	N.A.
36"W	+\$462	+\$24	+\$35	+\$168	N.A.

▶ **Product Information continued on next page**

# Currency Enhanced

## Tables

► Product Information continued from previous page

### Specification Information

Style Number	Dimensions		Base Prices							
	Modular Depth	Parametric Depth	Modular Width	Parametric Width	96"W	102"W	108"W	114"W	120"W	126"W
			96"W	102"W	108"W	114"W	120"W	126"W		
			96"W-	102"W-	108"W-	114"W-	120"W-	126"W-		
			101	107	113	119	125	137		
			15/16"W	15/16"W	15/16"W	15/16"W	15/16"W	15/16"W	15/16"W	15/16"W

### Boat-Shaped Table: Low-Pressure Laminate

CRBTTBL	48"	48"	\$1297	\$1367	\$1443	\$1523	\$1606	\$1687
---------	-----	-----	--------	--------	--------	--------	--------	--------

### Boat-Shaped Table: High-Pressure Laminate

CRBTTBL	48"	48"	\$1621	\$1708	\$1804	\$1903	\$2008	\$2109
---------	-----	-----	--------	--------	--------	--------	--------	--------

#### Base Prices

##### Modular

Width	138"W	144"W	150"W	156"W	162"W	168"W
-------	-------	-------	-------	-------	-------	-------

Parametric	138"W-	144"W-	150"W-	156"W-	162"W-	168"W
------------	--------	--------	--------	--------	--------	-------

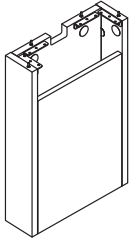
Width	143	149	155	161	167	
	15/16"W	15/16"W	15/16"W	15/16"W	15/16"W	

### Boat-Shaped Table: Low-Pressure Laminate

CRBTTBL	48"	48"	\$1850	\$1934	\$2021	\$2112	\$2207	\$2232
---------	-----	-----	--------	--------	--------	--------	--------	--------

### Boat-Shaped Table: High-Pressure Laminate

CRBTTBL	48"	48"	\$2312	\$2418	\$2527	\$2641	\$2759	\$2791
---------	-----	-----	--------	--------	--------	--------	--------	--------

**Currency Enhanced****Legs and Table Bases****Standard Includes**

- Base: Low-Pressure Laminate price group 01
- Adjusting leveling glides: black plastic
- Ships ready to assemble

**Options**

Width	18"	Price below
	24"	Price below
Base Finish	Laminate HPL Price Group 02	See information at left
	Laminate HPL Price Group 03	See information at left
	OLL Price Group 1	+\$102
	Laminate HPL Price Group 01	Price below
	Laminate LPL Price Group 01	Price below

**Specification Information**

Dimensions			Style	Base	
D	W	H	Number	Price	
				LPL	HPL
4 9/16"	17 9/16"	28"	<b>CRRECB</b>	\$780	\$976
4 9/16"	23 9/16"	28"	<b>CRRECB</b>	\$879	\$1099

**Standard Includes**

- Column: paint
- Base: paint price group 01
- Adjusting leveling glides: black plastic
- Ships ready to assemble

**Options**

Width	26"	Price below
	36"	Price below
Base Finish	Paint Price Group 01	No cost
	Paint Price Group 02	+\$24
	Paint Price Group 03	+\$35
	Polished Chrome	+\$168
Column Finish	Paint Price Group 01	No cost
	Paint Price Group 02	No cost
	Paint Price Group 03	No cost
	Polished Chrome	No cost

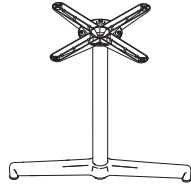
► **Product Information continued on next page**

# Currency Enhanced

## Legs and Table Bases

► **Product Information continued from previous page**

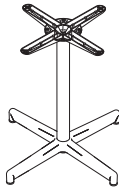
### Specification Information



Width	Column Diameter	Style Number	Base Price
-------	-----------------	--------------	------------

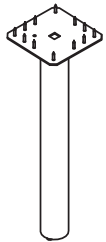
#### T-Bases

26"	2 1/4"	<b>CRSTB</b>	\$317
36"	2 1/4"	<b>CRSTB</b>	\$395



#### X-Bases

26"	2 1/4"	<b>CRSXB</b>	\$359
36"	2 1/4"	<b>CRSXB</b>	\$462



### Standard Includes

- Post leg: paint price group 01
- Adjustable leveling glide
- Attachment hardware

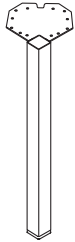
### Options

Base Finish	Paint Price Group 01	No cost
	Paint Price Group 02	+\$24

### Specification Information

Dimensions			Style	Base
D	W	H	Number	Price
3"	3"	27 3/4"	<b>CRPB</b>	\$460



**Currency Enhanced****Legs and Table Bases****Standard Includes**

- Square legs: paint price group 01
- Adjusting leveling glides: black plastic
- Quantity: one
- Ships ready to assemble

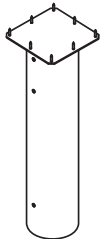
**Options**

Base Finish	Paint Price Group 01	No cost
	Paint Price Group 02	+\$33
	Paint Price Group 03	+\$41

Leg Height	16"	Price below
	19"	Price below
	28"	Price below

**Specification Information**

Dimensions			Style	Base
D	W	H	Number	Price
2"	2"	15 1/4"	<b>CRSQB</b>	\$221
2"	2"	18 1/4"	<b>CRSQB</b>	\$231
2"	2"	27 1/4"	<b>CRSQB</b>	\$195

**Standard Includes**

- Column leg: paint price group 01
- Adjusting leveling glides: black plastic
- Ships ready to assemble

**Options**

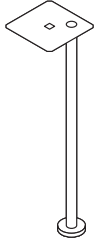
Base Finish	Paint Price Group 01	No cost
	Paint Price Group 02	+\$24

**Specification Information**

Dimensions			Style	Base
D	W	H	Number	Price
6"	6"	27 5/16"	<b>CRCLMB</b>	\$323

# Currency Enhanced

## Legs and Table Bases



### Standard Includes

- Post leg: paint price group 01
- Adjusting leveling glides: black plastic
- Ships ready to assemble

### Options

Basic (Primary Finish)	Paint price group 1	No cost
	Paint price group 2	+\$19

### Specification Information

Height	Style Number	Base Price
27 3/8"	<b>TSATP27</b>	\$193

*Tip: Support plates are available to connect two worksurfaces and allow one to support the other.*

*Tip: Tie plates are available to provide added strength and alignment between two worksurfaces.*

*Tip: Reinforcing channels are needed for 54"W of unsupported kneespace.*

### Standard Includes

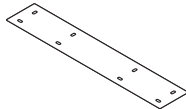
- Worksurface supports and channels: black paint

### Specification Information

Dimensions	Style Number	Price
------------	--------------	-------


#### In-Line Support Plates

14"D	<b>TSATPL14</b>	\$105
20"D	<b>TSATPL20</b>	\$105




#### Package of Six Tie Plates for Side-by-Side Worksurfaces

7"L	<b>TSATTIE</b>	\$148
-----	----------------	-------



#### Reinforcing Channels

39"W	<b>TSATRC39</b>	\$74
48"W	<b>TSATRC48</b>	\$77
57"W	<b>TSATRC57</b>	\$81
72"W	<b>TSATRC72</b>	\$174



# Currency Enhanced

## Legs and Table Bases

Currency Enhanced

### Standard Includes

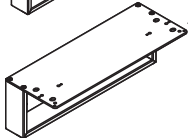
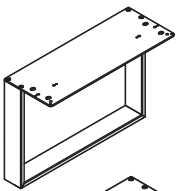
- Intermediate support: paint
- Attachment hardware

### Options

Basic (Primary Finish)	Paint price group 1	No cost
	Textured paint	No cost
	Paint price group 2	+\$19
	Paint price group 3	+\$33
Storage Bracing Options	No Brace	No cost

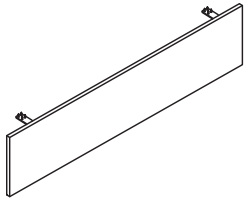
### Specification Information

Planning Height	Depth	Style Number	Base Price
<b>For Use with One-High Currency Enhanced Storage</b>			
28 1/2"	16"	<b>UFS1610H</b>	\$397
<b>For Use with 1.5-High Currency Enhanced Storage</b>			
28 1/2"	16"	<b>UFS1615H</b>	\$364



# Currency Enhanced

## Modesty Panel



Tip: For laminate price group 2 and higher pricing, please refer to the electronic catalog or SmartTools.

### Standard Includes

- Modesty panel: Low-Pressure Laminate price group 01
- Bracket: paint price group 01, Merle
- Ships ready to assemble

### Options

Modesty Panel Finish	Laminate HPL Price Group 01	Prices below
	Laminate HPL Price Group 02	See information at right
	Laminate HPL Price Group 03	See information at right
	Laminate LPL Price Group 01	Prices below
	OLL Price Group 1	+\$102
Bracket Finish	Textured Paint	No cost

### Specification Information

Style Number	Dimensions Height	Base Prices							
		Modular Width	24"W	30"W	36"W	42"W	48"W	54"W	60"W
		Parametric Width	24"W-	30"W-	36"W-	42"W-	48"W-	54"W-	60"W
			29.9375"	35.9375"	41.9375"	47.9375"	53.9375"	59.9375"	

### Low-Pressure Laminate

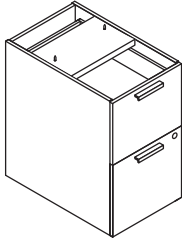
<b>CRMP</b>	13 3/4"	\$352	\$380	\$402	\$434	\$456	\$482	\$508
-------------	---------	-------	-------	-------	-------	-------	-------	-------

### High-Pressure Laminate

<b>CRMP</b>	13 3/4"	\$439	\$476	\$503	\$542	\$569	\$602	\$634
-------------	---------	-------	-------	-------	-------	-------	-------	-------

# Currency Enhanced

## Fixed Pedestals



### Standard Includes

- Fixed pedestal, 1.5-High and Two-High:
  - Low-Pressure Laminate case with matching or contrasting Low-Pressure Laminate headset
  - Low-Pressure Laminate case with High-Pressure Laminate headset, if selected
  - High-Pressure Laminate case with matching or contrasting High-Pressure Laminate headset, if selected
- Finished back
- Bore and dowel drawer construction: black
- One fastened metal filing system per file drawer: black only
- Full extension, heavy-duty ball bearing drawer suspensions
- One pencil tray is included in units with a box drawer
- Lock plug
- Counterweight, if selected
- Attachment hardware
- 1 1/4" adjustable leveling glides
- Shipped fully assembled

### Options

Depth	18 7/8"	Price below
	22 13/16"	Price below
	24"	Price below
	29 1/16"	Price below
	30"	Price below
Drawer Configuration	Box/Box/File	Price below
	Box/File	Price below
	File/File	Price below
	Open/Box/File	Price below
Case Finish	Laminate HPL Price Group 02	See information at left
	Laminate HPL Price Group 03	See information at left
	OLL Price Group 1	+\$102
	Laminate HPL Price Group 01	Price below
	Laminate LPL Price Group 01	Price below
Headset Finish	Laminate HPL Price Group 02	See information at left
	Laminate HPL Price Group 03	See information at left
	OLL Price Group 1	+\$102
	Laminate HPL Price Group 01	Price below
	Laminate LPL Price Group 01	Price below
Pull	Contemporary Pull	No cost
	Handle Pull	No cost
	Ledge	No cost
	Jazz Pull	+\$27
	Inset Pull	+\$36
	Nile Pull	+\$37
	Transitional Pull	+\$37
	Bar Pull	+\$39
Keys	Key Plug	No cost
	Master Key Plug	+\$36
Counterweight	No Counterweight	No cost
	With Counterweight	+\$100

► **Product Information continued on next page**

*Tip: 22 13/16"D and 29 1/16"D pedestals are intended for use with a desk or return shell.*

*Tip: Lock for the box/box/file configuration does not lock the top box drawer.*

*Tip: For laminate price group 2 and higher pricing, please refer to the electronic catalog or SmartTools.*

*Tip: Price is per pull.*

*Tip: Counterweight type and quantity varies depending on size and storage configuration. Please refer to the electronic catalog or SmartTools.*

# Currency Enhanced

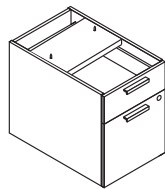
## Fixed Pedestals

► **Product Information continued from previous page**

### Specification Information

Dimensions			Style Number	Base Prices		
D	W	H		LPL Case	HPL Case	
				LPL Headset	HPL Headset	HPL Headset

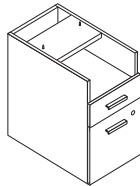
### 1.5-High Fixed Pedestals



#### One Box Drawer and One File Drawer

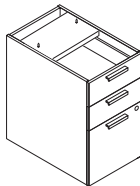
18 7/8"	15 3/4"	21 3/8"	<b>CRPD15H</b>	\$632	\$690	\$814
24"	15 3/4"	21 3/8"	<b>CRPD15H</b>	\$727	\$792	\$932

### Two-High Fixed Pedestals



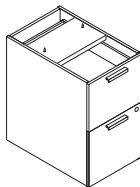
#### One Open, One Box Drawer, and One File Drawer

18 7/8"	15 3/4"	27 5/16"	<b>CRPD2H</b>	\$790	\$863	\$1015
22 13/16"	15 3/4"	27 5/16"	<b>CRPD2H</b>	No cost	No cost	No cost
24"	15 3/4"	27 5/16"	<b>CRPD2H</b>	\$918	\$999	\$1172
29 1/16"	15 3/4"	27 5/16"	<b>CRPD2H</b>	No cost	No cost	No cost
30"	15 3/4"	27 5/16"	<b>CRPD2H</b>	\$1033	\$1125	\$1318




#### Two Box Drawers, and One File Drawer

18 7/8"	15 3/4"	27 5/16"	<b>CRPD2H</b>	\$790	\$863	\$1015
22 13/16"	15 3/4"	27 5/16"	<b>CRPD2H</b>	No cost	No cost	No cost
24"	15 3/4"	27 5/16"	<b>CRPD2H</b>	\$918	\$999	\$1172
29 1/16"	15 3/4"	27 5/16"	<b>CRPD2H</b>	No cost	No cost	No cost
30"	15 3/4"	27 5/16"	<b>CRPD2H</b>	\$1033	\$1125	\$1318



#### Two File Drawers

18 7/8"	15 3/4"	27 5/16"	<b>CRPD2H</b>	\$790	\$863	\$1015
22 13/16"	15 3/4"	27 5/16"	<b>CRPD2H</b>	No cost	No cost	No cost
24"	15 3/4"	27 5/16"	<b>CRPD2H</b>	\$918	\$999	\$1172
29 1/16"	15 3/4"	27 5/16"	<b>CRPD2H</b>	No cost	No cost	No cost
30"	15 3/4"	27 5/16"	<b>CRPD2H</b>	\$1033	\$1125	\$1318

**Currency Enhanced****Mobile Pedestals****Standard Includes**

- Mobile pedestal, 1.5-High and Two-High:
  - Low-Pressure Laminate case with matching or contrasting Low-Pressure Laminate headset and top
  - Low-Pressure Laminate case with High-Pressure Laminate headset and same or contrasting Low-Pressure Laminate top
  - Low-Pressure Laminate case with matching or contrasting Low-Pressure Laminate headset and High-Pressure Laminate top, if selected
  - High-Pressure Laminate case with matching or contrasting High-Pressure Laminate headset and top, if selected
  - High-Pressure Laminate case with matching or contrasting High-Pressure Laminate headset and Low-Pressure Laminate top, if selected
- Finished back
- Bore and dowel drawer construction: black
- One fastened metal filing system per file drawer: black only
- Full extension, heavy-duty ball bearing drawer suspensions
- Lock plug
- Shipped fully assembled
- One pencil tray is included in units with a box drawer

**Options**

Depth	18 7/8"	Price below
	22"	Price below
Cushion Finish	Customer's Own Leather	No cost
	Fabric Price Group 01	No cost
	Fabric Price Group 02	+\$16
	Vinyl Price Group 02	+\$16
	Fabric Customer's Own Material	+\$23
	Fabric Price Group 03	+\$59
	Fabric Price Group 04	+\$73
	Fabric Price Group 05	+\$92
	Fabric Price Group 06	+\$130
	Fabric Price Group 07	+\$157
	Fabric Price Group 08	+\$226
	Fabric Price Group 09	+\$289
Fabric Price Group 10	+\$351	
Leather Price Group 01	+\$899	
Leather Price Group 02	+\$1040	
Case Finish	Laminate HPL Price Group 02	See information at left
	Laminate HPL Price Group 03	See information at left
	OLL Price Group 1	+\$102
	Laminate HPL Price Group 01	Price below
	Laminate LPL Price Group 01	Price below
Headset Finish	Laminate HPL Price Group 02	See information at left
	Laminate HPL Price Group 03	See information at left
	OLL Price Group 1	+\$102
	Laminate HPL Price Group 01	Price below
	Laminate LPL Price Group 01	Price below
Top Surface Finish	Laminate LPL Price Group 01	No cost
	Laminate HPL Price Group 02	See information at left
	Laminate HPL Price Group 03	See information at left
	OLL Price Group 1	+\$102
	Laminate HPL Price Group 01	Price below

*Tip: Two-High mobile pedestals do not fit under desks that have reinforcement channels.*

*Tip: For laminate price group 2 and higher pricing, please refer to the electronic catalog or SmartTools.*

*Tip: The top is recessed behind top drawer. Front edge profile on top is not visible.*

► **Product Information continued on next page**

# Currency Enhanced

## Mobile Pedestals

► **Product Information continued from previous page**

Options		
Pull	Contemporary Pull	No cost
	Handle Pull	No cost
	Ledge	No cost
	Jazz Pull	+\$27
	Inset Pull	+\$36
	Nile Pull	+\$37
	Transitional Pull	+\$37
Bar Pull		+\$39
Keys	Key Plug	No cost
	Master Key Plug	+\$36
Counterweight	With Counterweight	See information at left
Drawer Configuration	Box/Box/File	Price below
	File/File	Price below
	Open/Box/File	Price below

Tip: Price is per pull.

Tip: Counterweight type and quantity varies depending on size and storage configuration. Please refer to the electronic catalog or SmartTools.

Tip: Lock for the box/box/file configuration does not lock the top box drawer.


### Specification Information

Dimensions	D	W	H	Style Number	Base Prices				
					LPL Case		HPL Case		
					LPL Headset and Top	HPL Headset with LPL Top	HPL Headset and Top	HPL Headset with LPL Top	HPL Headset and Top

### 1.5-High Mobile Pedestals

**One Box Drawer and One File Drawer**

18 7/8"	15 3/4"	23 2/3"	<b>CRMP15H</b>	\$718	\$775	\$832	\$863	\$920
22"	15 3/4"	23 2/3"	<b>CRMP15H</b>	\$780	\$841	\$902	\$938	\$999




### Two-High Mobile Pedestals

Tip: Two-High mobile pedestals with a cushion top will not fit under a desk.

**One Open, One Box Drawer, and One File Drawer**

22"	15 3/4"	27"	<b>CRMP2HE</b>	\$1008	\$1086	\$1164	\$1208	\$1286
-----	---------	-----	----------------	--------	--------	--------	--------	--------



**Two Box Drawers and One File Drawer**

22"	15 3/4"	27"	<b>CRMP2HE</b>	\$1008	\$1086	\$1164	\$1208	\$1286
-----	---------	-----	----------------	--------	--------	--------	--------	--------



► **Product Information continued on next page**



# Currency Enhanced

## Mobile Pedestals

► Product Information continued from previous page

### Specification Information

Dimensions D	W	H	Style Number	Base Prices				
				LPL Case		HPL Case		
				LPL Headset and Top	HPL Headset with LPL Top	HPL Headset and Top	HPL Headset with LPL Top	HPL Headset and Top
<b>Two File Drawers</b>								
22"	15 3/4"	27"	<b>CRMP2HE</b>	\$1008	\$1086	\$1164	\$1208	\$1286

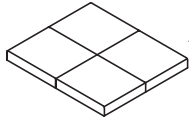


Dimensions D	W	H	Style Number	Base Price
-----------------	---	---	-----------------	---------------

### Pedestal Cushion Top

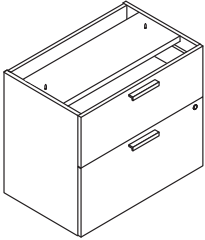
*Tip: Two-High mobile pedestals with a cushion top will not fit under a desk.*

18 7/8" or 22"	15 3/4"	1 3/4"	<b>CRC</b>	\$356
----------------	---------	--------	------------	-------



# Currency Enhanced

## One-High, 1.5-High, and Two-High Lateral Files



Tip: 22 3/4"D lateral files are intended for use with a desk or return shell.

Tip: Open file configuration does not include a headset.

Tip: Recessed back option automatically removes top. Specify square edge top with 1/2" cord drop and power access door separately.

Tip: Recessed back option available in 18 7/8"D units only.

Tip: For Answer beam applications where low storage supports overheads or organizers with mid-storage supports, omit the 1"H top on the lower storage and specify a square edge top.

Tip: For laminate price group 2 and higher pricing, please refer to the electronic catalog or SmartTools.

Tip: Price is per pull.

### Standard Includes

- Lateral file:
  - Low-Pressure Laminate case with matching or contrasting Low-Pressure Laminate headset
  - Low-Pressure Laminate case with High-Pressure Laminate headset, if selected
  - High-Pressure Laminate case with matching or contrasting High-Pressure Laminate headset, if selected
- Finished back
- Bore and dowel drawer construction: black
- One fastened metal filing system per file drawer: black only
- Full extension, heavy-duty ball bearing drawer suspensions
- Counterweight, if selected
- Attachment hardware
- 1 1/4" adjustable leveling glides
- Shipped fully assembled

### Options

Depth	18 7/8"	Price below
	22 3/4"	Price below
	24"	Price below
Width	30"	Price below
	36"	Price below
Drawer Configuration	Box/File	Price below
	File	Price below
	File/File	Price below
	Open File	Price below
Application	Full	No cost
	Recessed	No cost
Top Option	No Top	No cost
	With Top	Prices below
Worksurface Thickness	1 1/8"	No cost
	1 3/8"	+\$160
Case Finish	Laminate HPL Price Group 02	See information at left
	Laminate HPL Price Group 03	See information at left
	OLL Price Group 1	+\$102
	Laminate HPL Price Group 01	Price below
Headset Finish	Laminate HPL Price Group 01	Price below
	Laminate HPL Price Group 02	See information at left
	Laminate HPL Price Group 03	See information at left
	OLL Price Group 1	+\$102
Top Surface Finish	Laminate HPL Price Group 01	Price below
	Laminate HPL Price Group 02	See information at left
	Laminate HPL Price Group 03	See information at left
	OLL Price Group 1	+\$102
Pull	Laminate HPL Price Group 01	Price below
	Laminate LPL Price Group 01	Price below
	Contemporary Pull	No cost
	Handle Pull	No cost
	Ledge	No cost
	Jazz Pull	+\$27
	Inset Pull	+\$36

► **Product Information continued on next page**

# Currency Enhanced

## One-High, 1.5-High, and Two-High Lateral Files

### ► Product Information continued from previous page

Options		
Pull	Nile Pull	+\$37
	Transitional Pull	+\$37
	Bar Pull	+\$39
Keys	Key Plug	No cost
	Master Key Plug	+\$36
Counterweight	No Counterweight	No cost
	With Counterweight	+\$100

Tip: Key only available when double door option is specified.

Tip: Counterweight type and quantity varies depending on size and storage configuration. Please refer to the electronic catalog or SmartTools.

### Specification Information

#### With Top Option Upcharges

Tip: For laminate price group 2 and 3 pricing, please refer to the electronic catalog or SmartTools.

Tip: 22 3/4"D top option is only available on the Two-High lateral file.

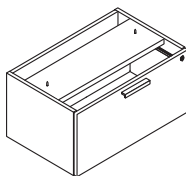
Dimensions		Options	
D	W	(Add \$ to Base Price)	
		LPL	HPL PG1
18 7/8"	30"	+\$138	+\$185
18 7/8"	36"	+\$147	+\$198
22 3/4"	30"	+\$138	+\$185
22 3/4"	36"	+\$147	+\$198
24"	30"	+\$154	+\$208
24"	36"	+\$161	+\$215

Dimensions			Style Number	Base Prices		
D	W	H		LPL Case		HPL Case
			LPL Headset		HPL Headset	HPL Headset

### One-High Laterals

#### One File Drawer

18 7/8"	30"	15 3/8"	<b>CRL1H</b>	\$825	\$907	\$1080
18 7/8"	36"	15 3/8"	<b>CRL1H</b>	\$879	\$964	\$1146
24"	30"	15 3/8"	<b>CRL1H</b>	\$825	\$907	\$1080
24"	36"	15 3/8"	<b>CRL1H</b>	\$879	\$964	\$1146



### ► Product Information continued on next page

# Currency Enhanced

## One-High, 1.5-High, and Two-High Lateral Files

► Product Information continued from previous page

### Specification Information

Dimensions			Style Number	Base Prices		
D	W	H		LPL Case		HPL Case
			LPL Headset		HPL Headset	HPL Headset

### 1.5-High Laterals

#### One Open, One File Drawer

18 7/8"	30"	21 3/8"	<b>CRL15H</b>	\$983	\$1077	\$1278
18 7/8"	36"	21 3/8"	<b>CRL15H</b>	\$1046	\$1146	\$1357
24"	30"	21 3/8"	<b>CRL15H</b>	\$1134	\$1240	\$1466
24"	36"	21 3/8"	<b>CRL15H</b>	\$1203	\$1315	\$1553

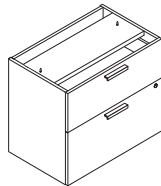
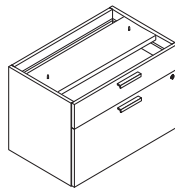
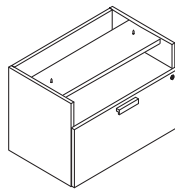
#### One Box, One File Drawer

18 7/8"	30"	21 3/8"	<b>CRL15H</b>	\$983	\$1077	\$1278
18 7/8"	36"	21 3/8"	<b>CRL15H</b>	\$1046	\$1146	\$1357
24"	30"	21 3/8"	<b>CRL15H</b>	\$1134	\$1240	\$1466
24"	36"	21 3/8"	<b>CRL15H</b>	\$1203	\$1315	\$1553

### Two-High Laterals

#### Two File Drawers

18 7/8"	30"	27 5/16"	<b>CRL2H</b>	\$1140	\$1247	\$1474
18 7/8"	36"	27 5/16"	<b>CRL2H</b>	\$1211	\$1323	\$1562
22 3/4"	30"	27 5/16"	<b>CRL2H</b>	\$1322	\$1444	\$1702
22 3/4"	36"	27 5/16"	<b>CRL2H</b>	\$1401	\$1530	\$1803
24"	30"	27 5/16"	<b>CRL2H</b>	\$1322	\$1444	\$1702
24"	36"	27 5/16"	<b>CRL2H</b>	\$1401	\$1530	\$1803



# Currency Enhanced

## Storage Filler Panels

Tip: Storage filler panels are used for units of same height with finished backs only; not for use with recessed or open back units.

### Standard Includes

- Filler panel:
  - Low-Pressure Laminate price group 01
  - High-Pressure Laminate price group 01, if selected

### Options

Panel Finish	Laminate HPL Price Group 02	See information at left
	Laminate HPL Price Group 03	+\$51
	OLL Price Group 1	+\$102
	Laminate HPL Price Group 01	Price below
Storage Height	Laminate LPL Price Group 01	Price below
	1 High	+\$68
	1.5 High	+\$76
	2 High	+\$80

Tip: For laminate price group 2 and higher pricing, please refer to the electronic catalog or SmartTools.

### Specification Information

Dimensions			Style	Base	
D	W	H	Number	Prices	
				LPL	HPL PG1



#### One-High Filler Panel

1"	5 1/8"	15 3/8"	<b>CRFP</b>	\$68	\$89
----	--------	---------	-------------	------	------



#### 1.5-High Filler Panel

1"	5 1/8"	21 3/8"	<b>CRFP</b>	\$76	\$97
----	--------	---------	-------------	------	------

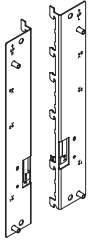


#### Two-High Filler Panel

1"	5 1/8"	27 5/16"	<b>CRFP</b>	\$80	\$101
----	--------	----------	-------------	------	-------

# Currency Enhanced

## Storage to Beam Connector



*Tip: Storage-to-beam connector can not be used with Answer Panels.*

### Standard Includes

- Skin material: fabric or steel, laminate or veneer
- Connector: black paint
- Attachment hardware

### Options

Skin Material	Fabric or Steel	No cost
	Laminate or Veneer	No cost
Storage Height	1 High	No cost
	1.5 High or 2 High	No cost
Application	Full	No cost
	Recessed	No cost
Handedness	Left Hand	No cost
	Right Hand	No cost

### Specification Information

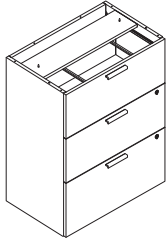
Style	Price
<b>CRSTBC</b>	\$122

### Storage to Beam Connector

**CRSTBC** \$122

# Currency Enhanced

## Three-High and Four-High Lateral Files



### Standard Includes

- Lateral file:
  - Low-Pressure Laminate case with matching or contrasting Low-Pressure Laminate headset
  - Low-Pressure Laminate case with High-Pressure Laminate headset, if selected
  - High-Pressure Laminate case with matching or contrasting High-Pressure Laminate headset, if selected
- Finished back
- Bore and dowel drawer construction: black
- One fastened metal filing system per file drawer: black only
- Full extension, heavy-duty ball bearing drawer suspensions
- Counterweight
- Attachment hardware
- 1 1/4" adjustable leveling glides
- Shipped fully assembled

### Options

Depth	18 7/8"	Price below
	24"	Price below
Width	30"	Price below
	36"	Price below
Top Option	No Top	No cost
	With Top	Prices below
Top Surface Finish	Laminate HPL Price Group 02	See information at left
	Laminate HPL Price Group 03	See information at left
	OLL Price Group 1	+\$102
	Laminate HPL Price Group 01	Price below
	Laminate LPL Price Group 01	Price below
Case Finish	Laminate HPL Price Group 02	See information at left
	Laminate HPL Price Group 03	See information at left
	OLL Price Group 1	+\$102
	Laminate HPL Price Group 01	Price below
	Laminate LPL Price Group 01	Price below
Headset Finish	Laminate HPL Price Group 02	See information at left
	Laminate HPL Price Group 03	See information at left
	OLL Price Group 1	+\$102
	Laminate HPL Price Group 01	Price below
	Laminate LPL Price Group 01	Price below
Keys	Key Plug	No cost
	Master Key Plug	+\$36
Pull	Contemporary Pull	No cost
	Handle Pull	No cost
	Ledge	No cost
	Jazz Pull	+\$27
	Inset Pull	+\$36
	Nile Pull	+\$37
	Transitional Pull	+\$37
	Bar Pull	+\$39
Worksurface Thickness	1 1/8"	No cost
	1 3/8"	+\$160

Tip: For laminate price group 2 and higher pricing, please refer to the electronic catalog or SmartTools.

Tip: Price is per pull.

► **Product Information continued on next page**

# Currency Enhanced

## Three-High and Four-High Lateral Files

► **Product Information continued from previous page**

### Specification Information

#### With Top Option Upcharges

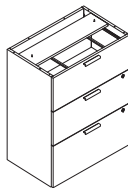
*Tip: For laminate price group 2 and 3 pricing, please refer to the electronic catalog or SmartTools.*

**Dimensions Options**

**D W** (Add \$ to Base Price)

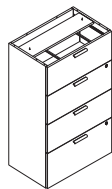
		LPL	HPL PG1
18 7/8"	30"	+\$138	+\$185
18 7/8"	36"	+\$147	+\$198
24"	30"	+\$154	+\$208
24"	36"	+\$161	+\$215

Dimensions			Style	Base		
D	W	H	Number	LPL Case		HPL Case
				LPL Headset	HPL Headset	HPL Headset



#### Three-High Laterals

18 7/8"	30"	39 1/5"	<b>CRL3H</b>	\$2393	\$2568	\$2942
18 7/8"	36"	39 1/5"	<b>CRL3H</b>	\$2528	\$2714	\$3110
24"	30"	39 1/5"	<b>CRL3H</b>	\$2415	\$2592	\$2970
24"	36"	39 1/5"	<b>CRL3H</b>	\$2551	\$2739	\$3139



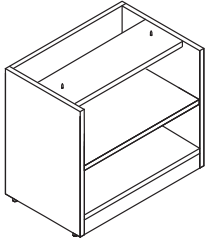
#### Four-High Laterals

18 7/8"	30"	51 1/5"	<b>CRL4H</b>	\$2639	\$2835	\$3250
18 7/8"	36"	51 1/5"	<b>CRL4H</b>	\$2721	\$2923	\$3351
24"	30"	51 1/5"	<b>CRL4H</b>	\$2663	\$2861	\$3280
24"	36"	51 1/5"	<b>CRL4H</b>	\$2746	\$2950	\$3382



# Currency Enhanced

## One-High, 1.5-High, and Two-High Lower Storage



Tip: Counterweight type and quantity varies depending on size and storage configuration. Please refer to the electronic catalog or SmartTools.

Tip: Recessed back option automatically removes top. Specify square edge top with 1/2" cord drop and power access door separately.

Tip: Recessed back option available in 18 7/8"D units only.

Tip: For Answer beam applications where low storage supports overheads or organizers with mid-storage supports, omit the 1"H top on the lower storage and specify a square edge top.

Tip: For laminate price group 2 and higher pricing, please refer to the electronic catalog or SmartTools.

Tip: Price is per pull.

### Standard Includes

- Lower storage, if Two-High lower storage is selected:
  - Low-Pressure Laminate case with matching or contrasting Low-Pressure Laminate headset
  - Low-Pressure Laminate case with High-Pressure Laminate headset, if selected
  - High-Pressure Laminate case with matching or contrasting High-Pressure Laminate headset, if selected
- Finished back
- Door option type on two-high lower storage, if selected
- Pulls on Two-High lower storage, if selected
- Lock on Two-High lower storage, if selected: lock plug
- Attachment hardware
- 1 1/4" adjustable leveling glides
- One adjustable shelf (1.5-High and Two-High)
- Shipped fully assembled

### Options

Depth	18 7/8"	Price below
	22 3/4"	Price below
	24"	Price below
Width	30"	Price below
	36"	Price below
	42"	Price below
Application	Full	No cost
	Recessed	No cost
Top Option	No Top	No cost
	With Top	Prices below
Worksurface Thickness	1 1/8"	No cost
	1 3/8"	+\$160
Case Finish	Laminate HPL Price Group 02	See information at left
	Laminate HPL Price Group 03	See information at left
	OLL Price Group 1	+\$102
	Laminate HPL Price Group 01	Price below
	Laminate LPL Price Group 01	Price below
Top Surface Finish	Laminate HPL Price Group 02	See information at left
	Laminate HPL Price Group 03	See information at left
	OLL Price Group 1	+\$102
	Laminate HPL Price Group 01	Price below
	Laminate LPL Price Group 01	Price below
Door Option	Open Door	No cost
	Double Door	Price below
Headset Finish	Laminate HPL Price Group 02	See information at left
	Laminate HPL Price Group 03	See information at left
	OLL Price Group 1	+\$102
	Laminate HPL Price Group 01	Price below
	Laminate LPL Price Group 01	Price below
Pull	Contemporary Pull	No cost
	Handle Pull	No cost
	Ledge	No cost
	Jazz Pull	+\$27
	Inset Pull	+\$36
	Nile Pull	+\$37

► Product Information continued on next page

# Currency Enhanced

## One-High, 1.5-High, and Two-High Lower Storage

► **Product Information continued from previous page**

Options		
Pull	Transitional Pull	+\$37
	Bar Pull	+\$39
Keys	Key Plug	No cost
	Master Key Plug	+\$36

### Specification Information

#### With Top Option Upcharges

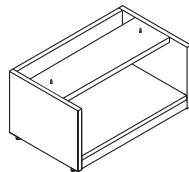
*Tip: For laminate price group 2 and 3 pricing, please refer to the electronic catalog or SmartTools.*

Dimensions		Options (Add \$ to Base Price)	
D	W	LPL PG1	HPL PG1
18 7/8"	30"	+\$138	+\$185
18 7/8"	36"	+\$147	+\$198
18 7/8"	42"	+\$161	+\$215
22 3/4"	30"	+\$138	+\$185
22 3/4"	36"	+\$147	+\$198
22 3/4"	42"	+\$161	+\$215
24"	30"	+\$154	+\$208
24"	36"	+\$161	+\$215
24"	42"	+\$173	+\$232

Dimensions			Style Number	Base Prices		
D	W	H		LPL Case	HPL Case	
				LPL Headset	HPL Headset	HPL Headset

#### One-High Lower Storage

*Pricing at right is for case only. Headsets are not available on open units.*

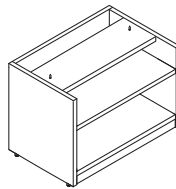


Open Configuration						
Dimensions	D	W	H	Style	Price	Headset
18 7/8"	30"	15 3/8"	<b>CRLS1H</b>	\$626	N.A.	\$783
18 7/8"	36"	15 3/8"	<b>CRLS1H</b>	\$659	N.A.	\$824
18 7/8"	42"	15 3/8"	<b>CRLS1H</b>	\$693	N.A.	\$866
24"	30"	15 3/8"	<b>CRLS1H</b>	\$626	N.A.	\$783
24"	36"	15 3/8"	<b>CRLS1H</b>	\$659	N.A.	\$824
24"	42"	15 3/8"	<b>CRLS1H</b>	\$693	N.A.	\$866

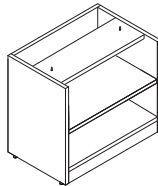
► **Product Information continued on next page**

**Currency Enhanced****One-High, 1.5-High, and Two-High Lower Storage**► **Product Information continued from previous page****Specification Information**

Dimensions			Style Number	Base Prices		
D	W	H		LPL Case		HPL Case
			LPL Headset		HPL Headset	HPL Headset

**1.5-High Lower Storage***Pricing at right is for case only. Headsets are not available on open units.*

18 7/8"	30"	21 3/8"	<b>CRLS15H</b>	\$735	N.A.	\$918
18 7/8"	36"	21 3/8"	<b>CRLS15H</b>	\$773	N.A.	\$966
18 7/8"	42"	21 3/8"	<b>CRLS15H</b>	\$812	N.A.	\$1015
24"	30"	21 3/8"	<b>CRLS15H</b>	\$857	N.A.	\$1072
24"	36"	21 3/8"	<b>CRLS15H</b>	\$901	N.A.	\$1127
24"	42"	21 3/8"	<b>CRLS15H</b>	\$947	N.A.	\$1184

**Two-High Lower Storage***Pricing at right is for case only. Headsets are not available on open units.*

18 7/8"	30"	27 5/16"	<b>CRLS2H</b>	\$821	N.A.	\$1049
18 7/8"	36"	27 5/16"	<b>CRLS2H</b>	\$855	N.A.	\$1095
18 7/8"	42"	27 5/16"	<b>CRLS2H</b>	\$888	N.A.	\$1138
22 3/4"	30"	27 5/16"	<b>CRLS2H</b>	\$920	N.A.	\$1174
22 3/4"	36"	27 5/16"	<b>CRLS2H</b>	\$956	N.A.	\$1221
22 3/4"	42"	27 5/16"	<b>CRLS2H</b>	\$995	N.A.	\$1272
24"	30"	27 5/16"	<b>CRLS2H</b>	\$920	N.A.	\$1174
24"	36"	27 5/16"	<b>CRLS2H</b>	\$956	N.A.	\$1221
24"	42"	27 5/16"	<b>CRLS2H</b>	\$995	N.A.	\$1272

► **Product Information continued on next page**

# Currency Enhanced

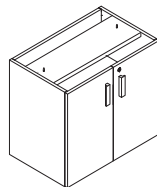
## One-High, 1.5-High, and Two-High Lower Storage

► Product Information continued from previous page

### Specification Information

Dimensions			Style Number	Base Prices		
D	W	H		LPL Case	HPL Case	
				LPL Headset	HPL Headset	HPL Headset

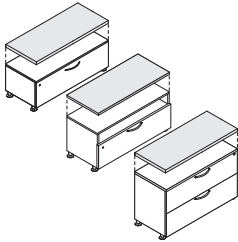
### Two-High Lower Storage with Doors



18 7/8"	30"	27 5/16"	<b>CRLS2H</b>	\$913	\$936	\$1141
18 7/8"	36"	27 5/16"	<b>CRLS2H</b>	\$960	\$986	\$1200
18 7/8"	42"	27 5/16"	<b>CRLS2H</b>	\$1006	\$1034	\$1256
22 3/4"	30"	27 5/16"	<b>CRLS2H</b>	\$1012	\$1035	\$1266
22 3/4"	36"	27 5/16"	<b>CRLS2H</b>	\$1061	\$1087	\$1326
22 3/4"	42"	27 5/16"	<b>CRLS2H</b>	\$1113	\$1141	\$1390
24"	30"	27 5/16"	<b>CRLS2H</b>	\$1012	\$1035	\$1266
24"	36"	27 5/16"	<b>CRLS2H</b>	\$1061	\$1087	\$1326
24"	42"	27 5/16"	<b>CRLS2H</b>	\$1113	\$1141	\$1390

# Currency Enhanced

## Basic Cushions Enhanced



*Tip: Basic cushion enhanced is constructed with a thin solid base.*

*Tip: Basic cushion is field-installed and supplies to attach are included.*

### Standard Includes

- Enhanced cushion top: fabric price group 01
- Attachment supplies: hook and loop fastener

### Options

Upholstery	Group 01	No cost
	Group 02	+\$12
	Customer s Own Material (COM)	+\$23
	Group 03	+\$59
	Group 04	+\$73
	Group 05	+\$92
	Group 06	+\$129
	Group 07	+\$154
	Group 08	+\$223
	Group 09	+\$286
Group 10	+\$348	
Storage Bracing Options	Bracing for 30"W Storage	+\$77
	Bracing for 36"W Storage	+\$77

### Specification Information

Dimensions			Style	Base
D	W	H	Number	Price
18"	30"	1"	<b>RCHE1830</b>	\$374
18"	36"	1"	<b>RCHE1836</b>	\$397
18"	42"	1"	<b>RCHE1842</b>	\$420
23 1/8"	30"	1"	<b>RCHE2430</b>	\$427
23 1/8"	36"	1"	<b>RCHE2436</b>	\$443

# Currency Enhanced

## One-High and 1.5-High Open Storage

*Tip: The actual thickness between Low-Pressure Laminate (LPL) and High-Pressure Laminate (HPL) worksurfaces is slightly different. It is recommended that only worksurfaces of the same type are specified in a given application. In addition, there may be sheen or texture differences when using LPL and HPL in adjacent applications.*

*Tip: For laminate price group 2 and higher pricing, please refer to the electronic catalog or SmartTools.*

### Standard Includes

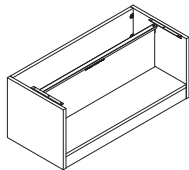
- Case, One-High and 1.5-High:
  - Low-Pressure Laminate price group 01
  - High-Pressure Laminate price group 01, if selected
- Removable interior cover
- Shelf, if 1.5-High unit is selected
- Grommet
- Wire manager
- 1 1/4" adjustable leveling glides
- Shipped fully assembled

### Options

Depth	18 7/8"	Price below
Width	30"	Price below
	36"	Price below
	42"	Price below
	48"	Price below
	60"	Price below
Desk Type	Migration SE	No cost
	Ology	No cost
	Slim Leg HAD	No cost
Back Panel	No Back Panel	No cost
	With A Back Panel	Price below
Case Finish	Laminate HPL Price Group 02	See information at left
	Laminate HPL Price Group 03	See information at left
	OLL Price Group 1	+\$102
	Laminate HPL Price Group 01	Price below
	Laminate LPL Price Group 01	Price below

### Specification Information

Dimensions			Style	Base Prices		Option
D	W	H	Number	LPL Case	HPL Case	(Add \$ to Base Price) Back Panel



### One-High Open Storage for Ology, Migration SE, or Slim Leg HAD Application

18 7/8"	30"	15 3/8"	<b>CRHAD1H</b>	\$862	\$1078	+\$177
18 7/8"	36"	15 3/8"	<b>CRHAD1H</b>	\$862	\$1078	+\$177
18 7/8"	42"	15 3/8"	<b>CRHAD1H</b>	\$869	\$1086	+\$177
18 7/8"	48"	15 3/8"	<b>CRHAD1H</b>	\$897	\$1122	+\$189
18 7/8"	60"	15 3/8"	<b>CRHAD1H</b>	\$924	\$1156	+\$189
18 7/8"	72"	15 3/8"	<b>CRHAD1H</b>	\$954	\$1192	+\$189

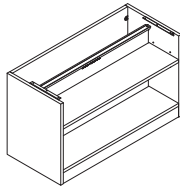
► **Product Information continued on next page**

# Currency Enhanced

## One-High and 1.5-High Open Storage

► Product Information continued from previous page

### Specification Information



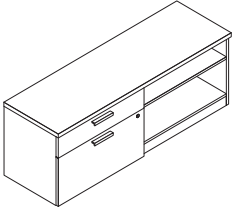
Dimensions			Style Number	Base Prices		Option
D	W	H		LPL Case	HPL Case	(Add \$ to Base Price) Back Panel

### 1.5-High Open Storage for Ology, Migration SE, or Slim Leg HAD Application

18 7/8"	30"	21 3/8"	<b>CRHAD15H</b>	\$898	\$1123	+\$177
18 7/8"	36"	21 3/8"	<b>CRHAD15H</b>	\$898	\$1123	+\$177
18 7/8"	42"	21 3/8"	<b>CRHAD15H</b>	\$906	\$1132	+\$177
18 7/8"	48"	21 3/8"	<b>CRHAD15H</b>	\$934	\$1167	+\$189
18 7/8"	60"	21 3/8"	<b>CRHAD15H</b>	\$961	\$1201	+\$189
18 7/8"	72"	21 3/8"	<b>CRHAD15H</b>	\$989	\$1236	+\$189

# Currency Enhanced

## Credenzas



Left-hand unit

Tip: Counterweight type and quantity varies depending on size and storage configuration. Please refer to the electronic catalog or SmartTools.

Tip: For a 42"W open/open configuration, refer to 42" open low storage.

Tip: Open/open configuration does not include a headset.

Tip: "Handedness" option of lateral file/open or lateral file/cabinet credenzas determine the location of the lateral file.

Tip: When recessed back option is selected, top is automatically removed. Specify square edge top with 1/2" cord drop and power access door separately.

Tip: For laminate price group 2 and higher pricing, please refer to the electronic catalog or SmartTools.

### Standard Includes

- 1.5-High credenza, if open/open is selected:
  - Low-Pressure Laminate case, price group 01
  - High-Pressure Laminate case, price group 01, if selected
- 1.5-High credenza, if open/lateral file or lateral file/lateral file is selected:
  - Low-Pressure Laminate case, price group 01
  - Low-Pressure Laminate case with High-Pressure Laminate headset, if selected
  - High-Pressure Laminate case with matching or contrasting High-Pressure Laminate headset, if selected
- Finished back
- Adjustable shelf on open/open configuration and open/lateral file configuration
- Lock on open/lateral file or lateral file/lateral file configuration, if selected, plug
- Counterweight included on units with drawers
- 1 1/4" leveling glides
- Shipped fully assembled

### Options

Depth	18 7/8"	Price below
	24"	Price below
Width	42"	Price below
	48"	Price below
	60"	Price below
	66"	Price below
	72"	Price below
Storage Configuration	Lateral File/Lateral File	Price below
	Open/Lateral File	Price below
	Open/Open	Price below
Handedness	Left Hand	No cost
	Right Hand	No cost
Application	Full	No cost
	Recessed	No cost
Top Option	No Top	No cost
	With Top	Price below
Worksurface Thickness	1 1/8"	No cost
	1 3/8"	+\$160
Case Finish	Laminate HPL Price Group 02	See information at left
	Laminate HPL Price Group 03	See information at left
	OLL Price Group 1	+\$102
	Laminate HPL Price Group 01	Price below
	Laminate LPL Price Group 01	Price below
Headset Finish	Laminate HPL Price Group 02	See information at left
	Laminate HPL Price Group 03	See information at left
	OLL Price Group 1	+\$102
	Laminate HPL Price Group 01	Price below
	Laminate LPL Price Group 01	Price below
Top Surface Finish	Laminate HPL Price Group 02	See information at left
	Laminate HPL Price Group 03	See information at left
	OLL Price Group 1	+\$102
	Laminate HPL Price Group 01	Price below
	Laminate LPL Price Group 01	Price below

► **Product Information continued on next page**



**Currency Enhanced****Credenzas****► Product Information continued from previous page****Options***Tip: Price is per pull.*

Pull	Contemporary Pull	No cost
	Handle Pull	No cost
	Ledge	No cost
	Jazz Pull	+\$27
	Inset Pull	+\$36
	Nile Pull	+\$37
	Transitional Pull	+\$37
	Bar Pull	+\$39
Keys	Key Plug	No cost
	Master Key Plug	+\$36

**Specification Information****With Top Option Upcharges***Tip: For laminate price group 2 and 3 pricing, please refer to the electronic catalog or SmartTools.***Dimensions Options****D W** (Add \$ to Base Price)

		LPL	HPL PG1
18 7/8"	42"	+\$160	+\$213
18 7/8"	48"	+\$193	+\$256
18 7/8"	60"	+\$222	+\$297
18 7/8"	66"	+\$259	+\$344
18 7/8"	72"	+\$288	+\$385
24"	48"	+\$206	+\$275
24"	60"	+\$233	+\$311
24"	66"	+\$262	+\$348
24"	72"	+\$292	+\$415

**► Product Information continued on next page**

# Currency Enhanced

## Credenzas

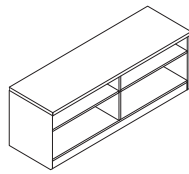
► **Product Information continued from previous page**

### Specification Information

Dimensions			Style Number	Base Prices		
D	W	H		LPL Case	HPL Case	

#### 1.5-High Credenzas

*Tip: Height is shown without top.*



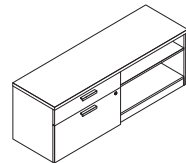
##### Open/Open Configuration

18 7/8"	48"	21 3/8"	<b>CRCD15HFS</b>	\$1158	\$1447	
18 7/8"	60"	21 3/8"	<b>CRCD15HFS</b>	\$1218	\$1522	
18 7/8"	66"	21 3/8"	<b>CRCD15HFS</b>	\$1283	\$1602	
18 7/8"	72"	21 3/8"	<b>CRCD15HFS</b>	\$1349	\$1687	
24"	48"	21 3/8"	<b>CRCD15HFS</b>	\$1218	\$1522	
24"	60"	21 3/8"	<b>CRCD15HFS</b>	\$1283	\$1602	
24"	66"	21 3/8"	<b>CRCD15HFS</b>	\$1349	\$1687	
24"	72"	21 3/8"	<b>CRCD15HFS</b>	\$1421	\$1777	

Dimensions			Style Number	Base Prices		
D	W	H		LPL Case	LPL Headset	HPL Headset

#### 1.5-High Credenzas

*Tip: Height is shown without top.*



Left-hand unit

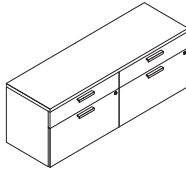
##### Open/Lateral File Configuration

18 7/8"	42"	21 3/8"	<b>CRCD15HFS</b>	\$1719	\$1825	\$2048
18 7/8"	48"	21 3/8"	<b>CRCD15HFS</b>	\$1786	\$1897	\$2132
18 7/8"	60"	21 3/8"	<b>CRCD15HFS</b>	\$1862	\$1979	\$2228
18 7/8"	66"	21 3/8"	<b>CRCD15HFS</b>	\$1938	\$2061	\$2323
18 7/8"	72"	21 3/8"	<b>CRCD15HFS</b>	\$2019	\$2149	\$2425
24"	48"	21 3/8"	<b>CRCD15HFS</b>	\$1862	\$1979	\$2228
24"	60"	21 3/8"	<b>CRCD15HFS</b>	\$1938	\$2061	\$2323
24"	66"	21 3/8"	<b>CRCD15HFS</b>	\$2019	\$2149	\$2425
24"	72"	21 3/8"	<b>CRCD15HFS</b>	\$2103	\$2239	\$2528

► **Product Information continued on next page**

**Currency Enhanced****Credenzas**► **Product Information continued from previous page****Specification Information**

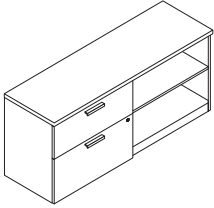
Dimensions			Style	Base		
D	W	H	Number	Prices		
				LPL Case		HPL Case
				LPL Headset	HPL Headset	HPL Headset

**1.5-High Credenzas***Tip: Height is shown without top.***Lateral File/Lateral File Configuration**

18 7/8"	60"	21 3/8"	<b>CRCD15HFS</b>	\$2179	\$2322	\$2625
18 7/8"	66"	21 3/8"	<b>CRCD15HFS</b>	\$2272	\$2422	\$2740
18 7/8"	72"	21 3/8"	<b>CRCD15HFS</b>	\$2371	\$2529	\$2864
24"	60"	21 3/8"	<b>CRCD15HFS</b>	\$2272	\$2422	\$2740
24"	66"	21 3/8"	<b>CRCD15HFS</b>	\$2371	\$2529	\$2864
24"	72"	21 3/8"	<b>CRCD15HFS</b>	\$2475	\$2640	\$2993

# Currency Enhanced

## Credenzas



Left-hand unit

Tip: Counterweight type and quantity varies depending on size and storage configuration. Please refer to the electronic catalog or SmartTools.

### Standard Includes

- Two-High credenza, if open/open is selected:
  - Low-Pressure Laminate case, price group 01
  - High-Pressure Laminate case, price group 01, if selected
- Two-High credenza, if open/lateral file, lateral file/lateral file, cabinet/lateral file, or cabinet/cabinet is selected:
  - Low-Pressure Laminate case with matching or contrasting Low-Pressure Laminate headset
  - Low-Pressure Laminate case with High-Pressure Laminate headset, if selected
  - High-Pressure Laminate case with matching or contrasting High-Pressure Laminate headset, if selected
- 1 1/8" thick top:
  - Low-Pressure Laminate price group 01
  - High-Pressure Laminate price group 01, if selected
- Finished back
- Adjustable shelf on open/open, open/lateral file, lateral file/cabinet, and cabinet/cabinet configurations
- Lock on open/lateral file, lateral file/lateral file, cabinet/lateral file, or cabinet/cabinet, if selected, plug
- Counterweight included on units with drawers
- 1 1/4" leveling glides
- Shipped fully assembled

### Options

Depth	18 7/8"	Price below
	24"	Price below
Width	42"	Price below
	48"	Price below
	60"	Price below
	66"	Price below
	72"	Price below
Storage Configuration	Cabinet/Cabinet	Price below
	Lateral File/Cabinet	Price below
	Lateral File/Lateral File	Price below
	Open/Lateral File	Price below
	Open/Open	Price below
Handedness	Left Hand	No cost
	Right Hand	No cost
Application	Full	No cost
	Recessed	No cost
Top Option	No Top	No cost
	With Top	Price below
Worksurface Thickness	1 1/8"	No cost
	1 3/8"	+\$160
Case Finish	Laminate HPL Price Group 02	See information at left
	Laminate HPL Price Group 03	See information at left
	OLL Price Group 1	+\$102
	Laminate HPL Price Group 01	Price below
	Laminate LPL Price Group 01	Price below
Headset Finish	Laminate HPL Price Group 02	See information at left
	Laminate HPL Price Group 03	See information at left
	OLL Price Group 1	+\$102
	Laminate HPL Price Group 01	Price below
	Laminate LPL Price Group 01	Price below

Tip: Open/open configuration does not include a headset.

Tip: "Handedness" option of lateral file/open or lateral file/cabinet credenzas determine the location of the lateral file.

Tip: Recessed back option automatically removes top. Specify square edge top with 1/2" cord drop and power access door separately.

Tip: Recessed back option available in 18 7/8"D units only.

Tip: For laminate price group 2 and higher pricing, please refer to the electronic catalog or SmartTools.

▶ **Product Information continued on next page**

**Currency Enhanced****Credenzas****► Product Information continued from previous page****Options**

Top Surface Finish	Laminate HPL Price Group 02	See information at left
	Laminate HPL Price Group 03	See information at left
	OLL Price Group 1	+\$102
	Laminate HPL Price Group 01	Price below
	Laminate LPL Price Group 01	Price below
Pull	Contemporary Pull	No cost
	Handle Pull	No cost
	Ledge	No cost
	Jazz Pull	+\$27
	Inset Pull	+\$36
	Nile Pull	+\$37
	Transitional Pull	+\$37
	Bar Pull	+\$39
Keys	Key Plug	No cost
	Master Key Plug	+\$36

*Tip: Price is per pull.***Specification Information****With Top Option Upcharges***Tip: For laminate price group 2 and 3 pricing, please refer to the electronic catalog or SmartTools.*

Dimensions		Options	
D	W	(Add \$ to Base Price)	
		LPL	HPL PG1
18 7/8"	42"	+\$160	+\$213
18 7/8"	48"	+\$193	+\$256
18 7/8"	60"	+\$222	+\$297
18 7/8"	66"	+\$259	+\$344
18 7/8"	72"	+\$288	+\$385
24"	48"	+\$206	+\$275
24"	60"	+\$233	+\$311
24"	66"	+\$262	+\$348
24"	72"	+\$292	+\$415

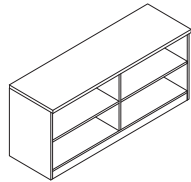
**► Product Information continued on next page**

# Currency Enhanced

## Credenzas

► Product Information continued from previous page

### Specification Information



Dimensions			Style Number	Base Prices		
D	W	H		LPL Case	HPL Case	

### Two-High Credenzas

Tip: Height is shown without top.

#### Open/Open Configuration

18 7/8"	48"	27 5/16"	<b>CRCD2HFS</b>	\$1345		\$1681
18 7/8"	60"	27 5/16"	<b>CRCD2HFS</b>	\$1416		\$1771
18 7/8"	66"	27 5/16"	<b>CRCD2HFS</b>	\$1491		\$1865
18 7/8"	72"	27 5/16"	<b>CRCD2HFS</b>	\$1569		\$1962
24"	48"	27 5/16"	<b>CRCD2HFS</b>	\$1416		\$1771
24"	60"	27 5/16"	<b>CRCD2HFS</b>	\$1491		\$1865
24"	66"	27 5/16"	<b>CRCD2HFS</b>	\$1569		\$1962
24"	72"	27 5/16"	<b>CRCD2HFS</b>	\$1650		\$2063

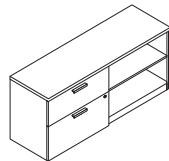
Dimensions			Style Number	Base Prices		
D	W	H		LPL Case	LPL Headset	HPL Headset

### Two-High Credenzas

Tip: Height is shown without top.

#### Open/Lateral File Configuration

18 7/8"	42"	27 5/16"	<b>CRCD2HFS</b>	\$1934	\$2057	\$2318
18 7/8"	48"	27 5/16"	<b>CRCD2HFS</b>	\$2014	\$2144	\$2419
18 7/8"	60"	27 5/16"	<b>CRCD2HFS</b>	\$2098	\$2234	\$2522
18 7/8"	66"	27 5/16"	<b>CRCD2HFS</b>	\$2187	\$2330	\$2634
18 7/8"	72"	27 5/16"	<b>CRCD2HFS</b>	\$2281	\$2433	\$2752
24"	48"	27 5/16"	<b>CRCD2HFS</b>	\$2098	\$2234	\$2522
24"	60"	27 5/16"	<b>CRCD2HFS</b>	\$2187	\$2330	\$2634
24"	66"	27 5/16"	<b>CRCD2HFS</b>	\$2281	\$2433	\$2752
24"	72"	27 5/16"	<b>CRCD2HFS</b>	\$2381	\$2540	\$2878

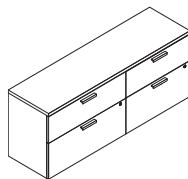


Left-hand unit

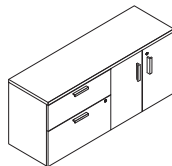
► Product Information continued on next page

**Currency Enhanced****Credenzas**► **Product Information continued from previous page****Specification Information**

Dimensions			Style Number	Base Prices		
D	W	H		LPL Case	HPL Case	
				LPL Headset	HPL Headset	HPL Headset

**Two-High Credenzas***Tip: Height is shown without top.***Lateral File/Lateral File Configuration**

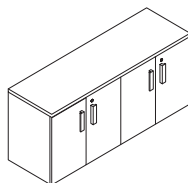
18 7/8"	60"	27 5/16"	<b>CRCD2HFS</b>	\$2468	\$2633	\$2985
18 7/8"	66"	27 5/16"	<b>CRCD2HFS</b>	\$2578	\$2752	\$3122
18 7/8"	72"	27 5/16"	<b>CRCD2HFS</b>	\$2691	\$2874	\$3263
24"	60"	27 5/16"	<b>CRCD2HFS</b>	\$2578	\$2752	\$3122
24"	66"	27 5/16"	<b>CRCD2HFS</b>	\$2691	\$2874	\$3263
24"	72"	27 5/16"	<b>CRCD2HFS</b>	\$2811	\$3004	\$3413



Left-hand unit

**Lateral File/Cabinet Configuration**

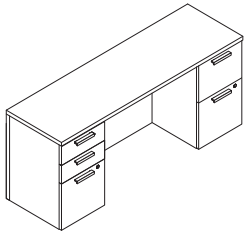
18 7/8"	60"	27 5/16"	<b>CRCD2HFS</b>	\$2187	\$2330	\$2634
18 7/8"	66"	27 5/16"	<b>CRCD2HFS</b>	\$2281	\$2433	\$2752
18 7/8"	72"	27 5/16"	<b>CRCD2HFS</b>	\$2381	\$2540	\$2878
24"	60"	27 5/16"	<b>CRCD2HFS</b>	\$2281	\$2433	\$2752
24"	66"	27 5/16"	<b>CRCD2HFS</b>	\$2381	\$2540	\$2878
24"	72"	27 5/16"	<b>CRCD2HFS</b>	\$2485	\$2651	\$3006

**Cabinet/Cabinet Configuration**

18 7/8"	60"	27 5/16"	<b>CRCD2HFS</b>	\$1558	\$1682	\$1946
18 7/8"	66"	27 5/16"	<b>CRCD2HFS</b>	\$1639	\$1771	\$2050
18 7/8"	72"	27 5/16"	<b>CRCD2HFS</b>	\$1724	\$1861	\$2154
24"	60"	27 5/16"	<b>CRCD2HFS</b>	\$1639	\$1771	\$2050
24"	66"	27 5/16"	<b>CRCD2HFS</b>	\$1724	\$1861	\$2154
24"	72"	27 5/16"	<b>CRCD2HFS</b>	\$1816	\$1961	\$2268

# Currency Enhanced

## Credenzas



Tip: Counterweight type and quantity varies depending on size and storage configuration. Please refer to the electronic catalog or SmartTools.

### Standard Includes

- Two-High credenza with kneespace:
  - Low-Pressure Laminate case with matching or contrasting Low-Pressure Laminate headset
  - Low-Pressure Laminate case with High-Pressure Laminate headset, if selected
  - High-Pressure Laminate case with matching or contrasting High-Pressure Laminate headset, if selected
- 1 1/8" thick top:
  - Low-Pressure Laminate price group 01
  - High-Pressure Laminate price group 01, if selected
- Finished back
- Modesty panel, full or quarter height
- Bore and dowel drawer construction: black
- One fastened metal filing system per file drawer: black only
- Full extension, heavy-duty ball bearing drawer suspensions
- One pencil tray is included in units with a box drawer
- Lock plug
- Counterweight
- 1 1/4" leveling glides
- Shipped fully assembled

### Options

Depth	18 7/8"	Price below
	24"	Price below
Width	66"	Price below
	72"	Price below
Pedestal Location	Double	No cost
	Left	No cost
	Right	No cost
Left Pedestal Configuration	Box/Box/File	Price below
	File/File	Price below
	Open/Box/File	Price below
Right Pedestal Configuration	Box/Box/File	Price below
	File/File	Price below
	Open/Box/File	Price below
Modesty Panel	Full	No cost
	Quarter Height	No cost
Worksurface Thickness	1 1/8"	No cost
	1 3/8"	+\$160
Case Finish	Laminate HPL Price Group 02	See information at left
	Laminate HPL Price Group 03	See information at left
	OLL Price Group 1	+\$102
	Laminate HPL Price Group 01	Price below
	Laminate LPL Price Group 01	Price below
Headset Finish	Laminate HPL Price Group 02	See information at left
	Laminate HPL Price Group 03	See information at left
	OLL Price Group 1	+\$102
	Laminate HPL Price Group 01	Price below
	Laminate LPL Price Group 01	Price below
Top Surface Finish	Laminate HPL Price Group 02	See information at left
	Laminate HPL Price Group 03	See information at left
	OLL Price Group 1	+\$102

► **Product Information continued on next page**

Tip: Grain direction of modesty panel runs horizontally. Grain direction of pedestals runs vertically.

Tip: For laminate price group 2 and higher pricing, please refer to the electronic catalog or SmartTools.



# Currency Enhanced

## Credenzas

► **Product Information continued from previous page**

Options		
Top Surface Finish	Laminate HPL Price Group 01 Laminate LPL Price Group 01	Price below Price below
Pull	Contemporary Pull Handle Pull Ledge Jazz Pull Inset Pull Nile Pull Transitional Pull Bar Pull	No cost No cost No cost +\$27 +\$36 +\$37 +\$37 +\$39
Keys	Key Plug Master Key Plug	No cost +\$36

Tip: Price is per pull.

### Specification Information

#### With Top Option Upcharges

Tip: For laminate price group 2 and 3 pricing, please refer to the electronic catalog or SmartTools.

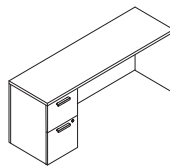
Dimensions		Options	
D	W	(Add \$ to Base Price)	
		LPL	HPL PG1
18 7/8"	66"	+\$259	+\$344
18 7/8"	72"	+\$288	+\$385
24"	66"	+\$262	+\$348
24"	72"	+\$292	+\$415

Dimensions			Style	Base Prices		
D	W	H	Number			
				LPL Case	HPL Case	
				LPL Headset	HPL Headset	HPL Headset

#### Two-High Credenzas with Kneespace

##### Left or Right Pedestal Configuration

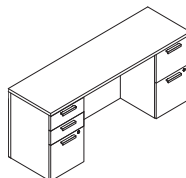
18 7/8"	66"	28 7/16"	<b>CRCD2HKS</b>	\$1796	\$1910	\$2155
18 7/8"	72"	28 7/16"	<b>CRCD2HKS</b>	\$1909	\$2031	\$2290
24"	66"	28 7/16"	<b>CRCD2HKS</b>	\$1873	\$1993	\$2250
24"	72"	28 7/16"	<b>CRCD2HKS</b>	\$1992	\$2121	\$2395



Left-hand unit

##### Double Pedestal Configuration

18 7/8"	66"	28 7/16"	<b>CRCD2HKS</b>	\$2314	\$2461	\$2777
18 7/8"	72"	28 7/16"	<b>CRCD2HKS</b>	\$2451	\$2609	\$2943
24"	66"	28 7/16"	<b>CRCD2HKS</b>	\$2415	\$2572	\$2904
24"	72"	28 7/16"	<b>CRCD2HKS</b>	\$2559	\$2724	\$3076



# Currency Enhanced

## Bookcases

### Standard Includes

- Bookcase:
  - Low-Pressure Laminate price group 01
  - High-Pressure Laminate price group 01, if selected
- 1" thick top: laminate to match case
- Adjustable shelf: laminate to match case
- Brackets for shelves: brushed nickel only
- 1 1/4" leveling glides
- Shipped fully assembled

### Options

Depth	15"	No cost
Width	30"	Price below
	36"	Price below
Height	41 25/32"	Price below
	47 31/32"	Price below
	54 1/8"	Price below
	66 1/2"	Price below
	72 11/16"	Price below
Case Finish	Laminate HPL Price Group 02	See information at left
	Laminate HPL Price Group 03	See information at left
	OLL Price Group 1	+\$102
	Laminate HPL Price Group 01	Price below
	Laminate LPL Price Group 01	Price below

Tip: For laminate price group 2 and higher pricing, please refer to the electronic catalog or SmartTools.

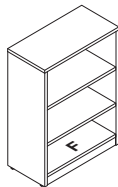
### Specification Information

Dimensions			Style	Base		
D	W	H	Number	Prices	LPL Case	HPL Case

### Bookcases with Adjustable Shelves

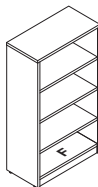
#### Two Adjustable Shelves

15"	30"	41 25/32"	<b>CRBK</b>	\$995	\$1244
15"	36"	41 25/32"	<b>CRBK</b>	\$1015	\$1269
15"	30"	47 31/32"	<b>CRBK</b>	\$1036	\$1295
15"	36"	47 31/32"	<b>CRBK</b>	\$1056	\$1320

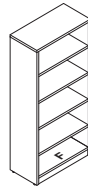


#### Three Adjustable Shelves

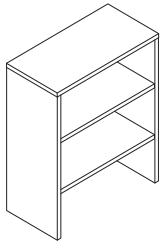
15"	30"	54 1/8"	<b>CRBK</b>	\$1079	\$1347
15"	36"	54 1/8"	<b>CRBK</b>	\$1101	\$1377



► Product Information continued on next page

**Currency Enhanced****Bookcases****► Product Information continued from previous page****Specification Information**

Dimensions			Style Number	Base Prices	
D	W	H		LPL Case	HPL Case
<b>Four Adjustable Shelves</b>					
15"	30"	66 1/2"	<b>CRBK</b>	\$1125	\$1405
15"	36"	66 1/2"	<b>CRBK</b>	\$1146	\$1433
15"	30"	72 11/16"	<b>CRBK</b>	\$1265	\$1581
15"	36"	72 11/16"	<b>CRBK</b>	\$1291	\$1614



*Tip: Stacking bookcases are designed to align with other Currency Enhanced tall storage. 25 5/8"H stacking bookcases align with 54 1/8"H tall storage. 37 31/32"H stacking bookcases align with 66 1/2"H tall storage. 44 3/16"H stacking overheads align with 72"H tall storage. Selecting the correct worksurface thickness of the application ensures that the stacking bookcase aligns with other tall storage.*

*Tip: For laminate price group 2 and higher pricing, please refer to the electronic catalog or SmartTools.*

**Standard Includes**

- Stacking bookcase:
  - Low-Pressure Laminate price group 01
  - High-Pressure Laminate price group 01, if selected
- 1" thick top: laminate to match case
- Adjustable shelf: laminate to match case
- Attachment hardware
- Shipped fully assembled

**Options**

Depth	15"	No cost
Width	30"	Price below
	36"	Price below
Height	25 5/8"	Price below
	37 31/32"	Price below
	44 3/16"	Price below
Worksurface Thickness	1 1/8"	No cost
	1 3/8"	+\$160
Case Finish	Laminate HPL Price Group 02	See information at left
	Laminate HPL Price Group 03	See information at left
	OLL Price Group 1	+\$102
	Laminate HPL Price Group 01	Price below
	Laminate LPL Price Group 01	Price below

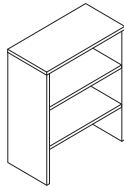
**► Product Information continued on next page**

# Currency Enhanced

## Bookcases

► **Product Information continued from previous page**


### Specification Information



Dimensions			Style	Base	
D	W	H	Number	Prices	
				LPL Case	HPL Case

### Stacking Bookcase with Adjustable Shelves

15"	30"	25 5/8"	<b>CRBKS</b>	\$782	\$978
15"	30"	37 31/32"	<b>CRBKS</b>	\$814	\$1018
15"	30"	44 3/16"	<b>CRBKS</b>	\$870	\$1088
15"	36"	25 5/8"	<b>CRBKS</b>	\$798	\$997
15"	36"	37 31/32"	<b>CRBKS</b>	\$829	\$1036
15"	36"	44 3/16"	<b>CRBKS</b>	\$888	\$1110

**Currency Enhanced****Towers****Standard Includes**

- Single-door tower:
  - Low-Pressure Laminate case with matching or contrasting Low-Pressure Laminate headset
  - Low-Pressure Laminate case with High-Pressure Laminate headset, if selected
  - High-Pressure Laminate case with matching or contrasting High-Pressure Laminate headset, if selected
- 1" thick top: laminate to match case
- Lock plug
- Counterweights
- 1 1/4" leveling glides
- Shipped fully assembled
- Bore and dowel drawer construction: black

**Options**

Width	15 3/4"	Price below
Height	41 25/32"	Price below
	47 31/32"	Price below
	54 1/8"	Price below
	66 1/2"	Price below
Door Option	Door Hinged Left	No cost
	Door Hinged Right	No cost
Drawer Configuration	Box/File	Price below
	File/File	Price below
Case Finish	Laminate HPL Price Group 02	See information at left
	Laminate HPL Price Group 03	See information at left
	OLL Price Group 1	+\$102
	Laminate HPL Price Group 01	Price below
	Laminate LPL Price Group 01	Price below
Headset Finish	Laminate HPL Price Group 02	See information at left
	Laminate HPL Price Group 03	See information at left
	OLL Price Group 1	+\$102
	Laminate HPL Price Group 01	Price below
	Laminate LPL Price Group 01	Price below
Pull	Contemporary Pull	No cost
	Handle Pull	No cost
	Ledge	No cost
	Jazz Pull	+\$27
	Inset Pull	+\$36
	Nile Pull	+\$37
	Transitional Pull	+\$37
	Bar Pull	+\$39
Keys	Key Plug	No cost
	Master Key Plug	+\$36

*Tip: Nominal dimensions shown in specifying. Please refer to understanding pages for actual dimensions.*

*Tip: For laminate price group 2 and higher pricing, please refer to the electronic catalog or SmartTools.*

*Tip: Price is per pull.*

► **Product Information continued on next page**

# Currency Enhanced

## Towers

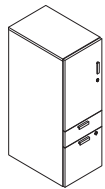
► Product Information continued from previous page

### Specification Information

Dimensions			Style Number	Base Prices		
D	W	H		LPL Case	HPL Case	
				LPL Headset	HPL Headset	HPL Headset

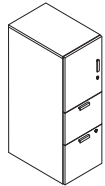
#### Single Door Tower with One Box Drawer and One File Drawer

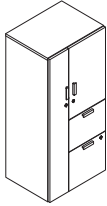
24"	15 3/4"	41 25/32"	<b>CRTW</b>	\$1921	\$2058	\$2350
24"	15 3/4"	47 31/32"	<b>CRTW</b>	\$2009	\$2154	\$2461
24"	15 3/4"	54 1/8"	<b>CRTW</b>	\$2105	\$2258	\$2582
24"	15 3/4"	66 1/2"	<b>CRTW</b>	\$2206	\$2366	\$2707



#### Single Door Tower with Two File Drawers

24"	15 3/4"	41 25/32"	<b>CRTW</b>	\$1991	\$2134	\$2438
24"	15 3/4"	47 31/32"	<b>CRTW</b>	\$2086	\$2238	\$2557
24"	15 3/4"	54 1/8"	<b>CRTW</b>	\$2185	\$2344	\$2682
24"	15 3/4"	66 1/2"	<b>CRTW</b>	\$2288	\$2454	\$2810



**Currency Enhanced****Towers**

Left-hand unit

**Standard Includes**

- Dual-door tower:
  - Low-Pressure Laminate case with matching or contrasting Low-Pressure Laminate headset
  - Low-Pressure Laminate case with High-Pressure Laminate headset, if selected
  - High-Pressure Laminate case with matching or contrasting High-Pressure Laminate headset, if selected
- 1" thick top: laminate to match case
- Coat hook: brushed nickel only
- Lock plug
- Counterweights
- 1 1/4" leveling glides
- Shipped fully assembled

**Options**

Depth	18 7/8"	Price below
	24"	Price below
Width	24"	Price below
Height	41 25/32"	Price below
	47 31/32"	Price below
	54 1/8"	Price below
	66 1/2"	Price below
Drawer Configuration	Box/File	Price below
	File/File	Price below
Handedness	Left Hand	No cost
	Right Hand	No cost
Case Finish	Laminate HPL Price Group 02	See information at left
	Laminate HPL Price Group 03	See information at left
	OLL Price Group 1	+\$102
	Laminate HPL Price Group 01	Price below
	Laminate LPL Price Group 01	Price below
Headset Finish	Laminate HPL Price Group 02	See information at left
	Laminate HPL Price Group 03	See information at left
	OLL Price Group 1	+\$102
	Laminate HPL Price Group 01	Price below
	Laminate LPL Price Group 01	Price below
Pull	Contemporary Pull	No cost
	Handle Pull	No cost
	Ledge	No cost
	Jazz Pull	+\$27
	Inset Pull	+\$36
	Nile Pull	+\$37
	Transitional Pull	+\$37
	Bar Pull	+\$39
Keys	Key Plug	No cost
	Master Key Plug	+\$36

*Tip: Handedness determines the location of the wardrobe.*

*Tip: For laminate price group 2 and higher pricing, please refer to the electronic catalog or SmartTools.*

*Tip: Price is per pull.*

► **Product Information continued on next page**

# Currency Enhanced

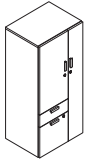
## Towers

### Specification Information

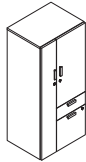
Dimensions			Style Number	Base Prices		
D	W	H		LPL Case	HPL Case	
				LPL Headset	HPL Headset	HPL Headset

#### Dual Door Tower with One Box Drawer and One File Drawer

18 7/8"	24"	41 25/32"	<b>CRTWD</b>	\$1806	\$1950	\$2256
24"	24"	41 25/32"	<b>CRTWD</b>	\$1843	\$1990	\$2304
18 7/8"	24"	47 31/32"	<b>CRTWD</b>	\$1901	\$2054	\$2378
24"	24"	47 31/32"	<b>CRTWD</b>	\$1940	\$2095	\$2426
18 7/8"	24"	54 1/8"	<b>CRTWD</b>	\$2141	\$2313	\$2676
24"	24"	54 1/8"	<b>CRTWD</b>	\$2184	\$2358	\$2730
18 7/8"	24"	66 1/2"	<b>CRTWD</b>	\$2351	\$2538	\$2938
24"	24"	66 1/2"	<b>CRTWD</b>	\$2401	\$2593	\$3001



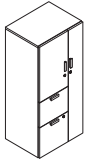
Right-hand unit



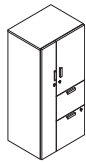
Left-hand unit

#### Dual Door Tower with Two File Drawers

18 7/8"	24"	41 25/32"	<b>CRTWD</b>	\$1881	\$2033	\$2352
24"	24"	41 25/32"	<b>CRTWD</b>	\$1921	\$2075	\$2402
18 7/8"	24"	47 31/32"	<b>CRTWD</b>	\$1981	\$2140	\$2478
24"	24"	47 31/32"	<b>CRTWD</b>	\$2022	\$2183	\$2526
18 7/8"	24"	54 1/8"	<b>CRTWD</b>	\$2231	\$2410	\$2789
24"	24"	54 1/8"	<b>CRTWD</b>	\$2275	\$2457	\$2844
18 7/8"	24"	66 1/2"	<b>CRTWD</b>	\$2449	\$2645	\$3061
24"	24"	66 1/2"	<b>CRTWD</b>	\$2500	\$2699	\$3125

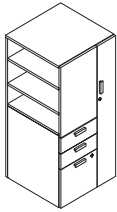


Right-hand unit



Left-hand unit



**Currency Enhanced****Towers**

Right-hand unit

**Standard Includes**

- Side access tower:
  - Low-Pressure Laminate case with matching or contrasting Low-Pressure Laminate headset
  - Low-Pressure Laminate case with High-Pressure Laminate headset, if selected
  - High-Pressure Laminate case with matching or contrasting High-Pressure Laminate headset, if selected
- 1" thick top: laminate to match case
- Coat hook: brushed nickel only
- Lock plug
- Counterweights
- 1 1/4" leveling glides
- Shipped fully assembled

**Options**

Width	24"	Price below
Height	41 25/32"	Price below
	47 31/32"	Price below
	54 1/8"	Price below
	66 1/2"	Price below
Drawer Configuration	Box/Box/File	Price below
	File/File	Price below
Handedness	Left Hand	No cost
	Right Hand	No cost
Case Finish	Laminate HPL Price Group 02	See information at left
	Laminate HPL Price Group 03	See information at left
	OLL Price Group 1	+\$102
	Laminate HPL Price Group 01	Price below
	Laminate LPL Price Group 01	Price below
Headset Finish	Laminate HPL Price Group 02	See information at left
	Laminate HPL Price Group 03	See information at left
	OLL Price Group 1	+\$102
	Laminate HPL Price Group 01	Price below
	Laminate LPL Price Group 01	Price below
Pull	Contemporary Pull	No cost
	Handle Pull	No cost
	Ledge	No cost
	Jazz Pull	+\$27
	Inset Pull	+\$36
	Nile Pull	+\$37
	Transitional Pull	+\$37
	Bar Pull	+\$39
Keys	Key Plug	No cost
	Master Key Plug	+\$36

*Tip: Handedness determines the location of the wardrobe.*

*Tip: For laminate price group 2 and higher pricing, please refer to the electronic catalog or SmartTools.*

*Tip: Price is per pull.*

► **Product Information continued on next page**

# Currency Enhanced

## Towers

► Product Information continued from previous page

### Specification Information

Dimensions			Style Number	Base Prices		
D	W	H		LPL Case	HPL Case	
				LPL Headset	HPL Headset	HPL Headset

#### Side Access Tower with Two Box Drawers and One File Drawer

24"	24"	41 25/32"	<b>CRTWSA</b>	\$2007	\$2167	\$2508
24"	24"	47 31/32"	<b>CRTWSA</b>	\$2112	\$2281	\$2641
24"	24"	54 1/8"	<b>CRTWSA</b>	\$2223	\$2402	\$2780
24"	24"	66 1/2"	<b>CRTWSA</b>	\$2341	\$2528	\$2926



Right-hand unit



Left-hand unit

#### Side Access Tower with Two File Drawers

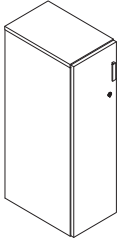
24"	24"	41 25/32"	<b>CRTWSA</b>	\$1928	\$2083	\$2424
24"	24"	47 31/32"	<b>CRTWSA</b>	\$2031	\$2193	\$2553
24"	24"	54 1/8"	<b>CRTWSA</b>	\$2137	\$2308	\$2686
24"	24"	66 1/2"	<b>CRTWSA</b>	\$2249	\$2429	\$2827



Right-hand unit



Left-hand unit

**Currency Enhanced****Wardrobes**

*Tip: Wardrobe must be attached to another wardrobe, another storage unit, or a wall to ensure stability and prevent wardrobe from tipping. See assembly directions for further instruction.*

*Tip: For laminate price group 2 and higher pricing, please refer to the electronic catalog or SmartTools.*

*Tip: Price is per pull.*

**Standard Includes**

- Wardrobe:
  - Low-Pressure Laminate case with matching or contrasting Low-Pressure Laminate headset
  - Low-Pressure Laminate case with High-Pressure Laminate headset, if selected
  - High-Pressure Laminate case with matching or contrasting High-Pressure Laminate headset, if selected
- 1" thick top: laminate to match case
- Coat hook: brushed nickel only
- Lock plug
- 1 1/4" leveling glides
- Shipped fully assembled

**Options**

Depth	18 7/8"	Price below
	24"	Price below
Width	12"	Price below
Height	41 25/32"	Price below
	47 31/32"	Price below
	54 1/8"	Price below
Door Option	Door Hinged Left	No cost
	Door Hinged Right	No cost
Case Finish	Laminate HPL Price Group 02	See information at left
	Laminate HPL Price Group 03	See information at left
	OLL Price Group 1	+\$102
	Laminate HPL Price Group 01	Price below
Headset Finish	Laminate LPL Price Group 01	Price below
	Laminate HPL Price Group 02	See information at left
	Laminate HPL Price Group 03	See information at left
	OLL Price Group 1	+\$102
Pull	Laminate HPL Price Group 01	Price below
	Laminate LPL Price Group 01	Price below
	Contemporary Pull	No cost
	Handle Pull	No cost
Keys	Ledge	No cost
	Jazz Pull	+\$27
	Inset Pull	+\$36
	Nile Pull	+\$37
	Transitional Pull	+\$37
	Bar Pull	+\$39
	Key Plug	No cost
Master Key Plug	+\$36	

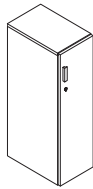
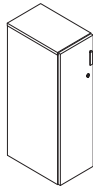
► **Product Information continued on next page**

# Currency Enhanced

## Wardrobes

► Product Information continued from previous page

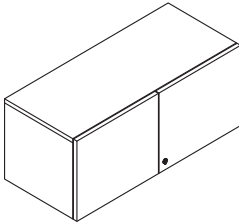
### Specification Information



Dimensions			Style Number	Base Prices		
D	W	H		LPL Case	HPL Case	
				LPL Headset	HPL Headset	HPL Headset
<b>Wardrobes</b>						
18 7/8"	12"	41 25/32"	<b>CRWD</b>	\$1024	\$1106	\$1280
24"	12"	41 25/32"	<b>CRWD</b>	\$1045	\$1128	\$1306
18 7/8"	12"	47 31/32"	<b>CRWD</b>	\$1078	\$1163	\$1345
24"	12"	47 31/32"	<b>CRWD</b>	\$1100	\$1187	\$1373
18 7/8"	12"	54 1/8"	<b>CRWD</b>	\$1135	\$1227	\$1420
24"	12"	54 1/8"	<b>CRWD</b>	\$1158	\$1251	\$1448

# Currency Enhanced

## Overheads and Organizer



Tip: Overheads with sliding doors do not lock.

Tip: Overheads with three doors will have two doors hinged right. Overheads with four doors will have two doors hinged left, and two hinged right. Doors will always open from the center out.

Tip: For laminate price group 2 and higher pricing, please refer to the electronic catalog or SmartTools.

Tip: Markerboard headset finish available with sliding doors only.

Tip: Answer beam bracket option includes no brackets. Brackets are specified separately based on specific application.

Tip: Not all attachment brackets are included within the style number. See Understanding content for more information.

### Standard Includes

- Overhead:
  - Low-Pressure Laminate case with matching or contrasting Low-Pressure Laminate headset
  - Low-Pressure Laminate case with High-Pressure Laminate headset, if selected
  - High-Pressure Laminate case with matching or contrasting High-Pressure Laminate headset, if selected
- Lock plug on overheads with hinged doors only
- Shipped fully assembled

### Options

Width	36"	Price below
	42"	Price below
	48"	Price below
	54"	Price below
	60"	Price below
	61 1/2"	Price below
	63"	Price below
	66"	Price below
	67 1/2"	Price below
	69"	Price below
	72"	Price below
	73 1/2"	Price below
Storage Configuration	Personal	Price below
	Shared	Price below
Case Finish	Laminate HPL Price Group 02	See information at left
	Laminate HPL Price Group 03	See information at left
	OLL Price Group 1	+\$102
	Laminate HPL Price Group 01	Price below
Door Option	Laminate LPL Price Group 01	Price below
	Hinged Doors	Price below
	No Door Option	Price below
Door Surface Type	Sliding Doors	Price below
	Laminate	Price below
Headset Finish	Markerboard	Price below
	Laminate HPL Price Group 02	See information at left
Keys	Laminate HPL Price Group 03	See information at left
	OLL Price Group 1	+\$102
	Laminate HPL Price Group 01	Price below
	Laminate LPL Price Group 01	Price below
Attachment Brackets	Key Plug	No cost
	Master Key Plug	+\$36
Attachment Brackets	Answer Beam	No cost
	Frameone Stanchion Mount	No cost
	Suspended between Towers	No cost
	Top Cap Mount on Answer	No cost
	Wall Mount Brackets	36 66"W: +\$137 72"W: +\$186
	Answer Panel	+\$46
	Answer Duo Support Column	+\$382

► Product Information continued on next page

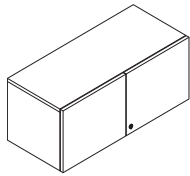
# Currency Enhanced

## Overheads and Organizer

► Product Information continued from previous page

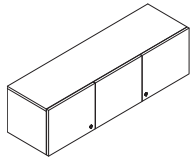
### Specification Information

Dimensions		Number of Doors	Style Number	Base Prices			Option
D	W			H	LPL Case	HPL Case	(Add \$ to Base Price)
				LPL Headset	HPL Headset	HPL Headset	Markerboard Door



#### Overhead with Hinged Doors

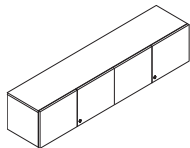
16"	36"	15"	2	<b>CROH</b>	\$712	\$769	\$889	N.A.
16"	42"	15"	3	<b>CROH</b>	\$825	\$890	\$1030	N.A.
16"	48"	15"	3	<b>CROH</b>	\$944	\$1020	\$1180	N.A.
16"	54"	15"	3	<b>CROH</b>	\$1068	\$1153	\$1334	N.A.
16"	60"	15"	3	<b>CROH</b>	\$1173	\$1267	\$1466	N.A.
16"	66"	15"	4	<b>CROH</b>	\$1291	\$1395	\$1615	N.A.
16"	72"	15"	4	<b>CROH</b>	\$1357	\$1465	\$1696	N.A.



#### Overhead with Hinged Doors for Use with Answer Beam, Dual-Sided Application

##### Personal

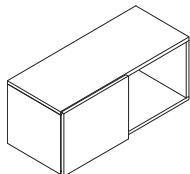
16"	61 1/2"	15"	3	<b>CROH</b>	\$1265	\$1367	\$1583	N.A.
16"	67 1/2"	15"	4	<b>CROH</b>	\$1330	\$1436	\$1662	N.A.
16"	73 1/2"	15"	4	<b>CROH</b>	\$1370	\$1479	\$1712	N.A.



#### Overhead with Hinged Doors for Use with Answer Beam, Single-Sided Application

##### Personal

16"	63"	15"	3	<b>CROH</b>	\$1279	\$1381	\$1598	N.A.
16"	69"	15"	4	<b>CROH</b>	\$1343	\$1450	\$1678	N.A.
16"	75"	15"	4	<b>CROH</b>	\$1384	\$1495	\$1730	N.A.



#### Overhead with Sliding Doors

##### Personal

16"	36"	15"	1	<b>CROH</b>	\$619	\$668	\$774	+\$109
16"	42"	15"	1	<b>CROH</b>	\$732	\$790	\$914	+\$132
16"	48"	15"	1	<b>CROH</b>	\$852	\$921	\$1066	+\$146
16"	54"	15"	1	<b>CROH</b>	\$974	\$1052	\$1217	+\$179
16"	60"	15"	1	<b>CROH</b>	\$1080	\$1165	\$1348	+\$207
16"	66"	15"	1	<b>CROH</b>	\$1198	\$1295	\$1499	+\$246
16"	72"	15"	1	<b>CROH</b>	\$1264	\$1366	\$1582	+\$265

► Product Information continued on next page

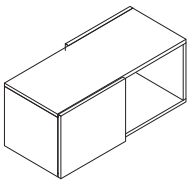
# Currency Enhanced

## Overheads and Organizer

► Product Information continued from previous page

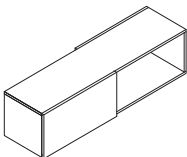
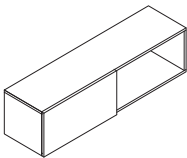
### Specification Information

Dimensions		Number of Doors	Style Number	Base Prices			Option	
D	W			LPL Case	HPL Case	HPL Case	(Add \$ to Base Price) Markerboard Door	
				LPL Headset	HPL Headset	HPL Headset		
<b>Shared</b>								
16"	36"	15"	2	<b>CROH</b>	\$832	\$897	\$1038	+\$237
16"	42"	15"	2	<b>CROH</b>	\$945	\$1021	\$1182	+\$278
16"	48"	15"	2	<b>CROH</b>	\$1064	\$1148	\$1329	+\$308
16"	54"	15"	2	<b>CROH</b>	\$1187	\$1283	\$1486	+\$368
16"	60"	15"	2	<b>CROH</b>	\$1294	\$1398	\$1618	+\$426
16"	66"	15"	2	<b>CROH</b>	\$1410	\$1522	\$1761	+\$497
16"	72"	15"	2	<b>CROH</b>	\$1477	\$1595	\$1847	+\$548



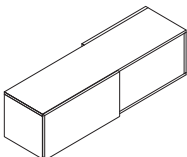
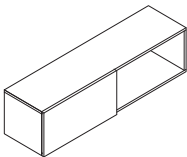
### Overhead with Sliding Doors for Use with Answer Beam, Dual-Sided Application

<b>Personal</b>								
16"	61 1/2"	15"	1	<b>CROH</b>	\$1175	\$1269	\$1468	+\$222
16"	67 1/2"	15"	1	<b>CROH</b>	\$1239	\$1339	\$1549	+\$252
16"	73 1/2"	15"	1	<b>CROH</b>	\$1277	\$1379	\$1596	+\$267
<b>Shared</b>								
16"	61 1/2"	15"	2	<b>CROH</b>	\$1383	\$1494	\$1729	+\$461
16"	67 1/2"	15"	2	<b>CROH</b>	\$1448	\$1565	\$1811	+\$518
16"	73 1/2"	15"	2	<b>CROH</b>	\$1491	\$1610	\$1864	+\$565



### Overhead with Sliding Doors for Use with Answer Beam, Single-Sided Application

<b>Personal</b>								
16"	63"	15"	1	<b>CROH</b>	\$1186	\$1282	\$1485	+\$227
16"	69"	15"	1	<b>CROH</b>	\$1252	\$1353	\$1567	+\$257
16"	75"	15"	1	<b>CROH</b>	\$1288	\$1392	\$1612	+\$278
<b>Shared</b>								
16"	63"	15"	2	<b>CROH</b>	\$1397	\$1509	\$1747	+\$472
16"	69"	15"	2	<b>CROH</b>	\$1463	\$1580	\$1829	+\$530
16"	75"	15"	2	<b>CROH</b>	\$1507	\$1627	\$1884	+\$574



► Product Information continued on next page

# Currency Enhanced

## Overheads and Organizer

► Product Information continued from previous page

### Specification Information

Dimensions		Number of Doors	Style Number	Base Prices			Option
D	W			H	LPL Case	HPL Case	(Add \$ to Base Price) Markerboard Door
				LPL Headset	HPL Headset	HPL Headset	

### Overhead with No Doors, Open

Pricing at right is for case only. Headsets are not available on open units.

#### Personal

15"	36"	15"	N.A.	<b>CROH</b>	\$447	N.A.	\$559	N.A.
15"	42"	15"	N.A.	<b>CROH</b>	\$561	N.A.	\$701	N.A.
15"	48"	15"	N.A.	<b>CROH</b>	\$679	N.A.	\$850	N.A.
15"	54"	15"	N.A.	<b>CROH</b>	\$802	N.A.	\$1003	N.A.
15"	60"	15"	N.A.	<b>CROH</b>	\$908	N.A.	\$1135	N.A.
15"	66"	15"	N.A.	<b>CROH</b>	\$1026	N.A.	\$1283	N.A.
15"	72"	15"	N.A.	<b>CROH</b>	\$1090	N.A.	\$1365	N.A.

#### Shared

15"	36"	15"	N.A.	<b>CROH</b>	\$659	N.A.	\$824	N.A.
15"	42"	15"	N.A.	<b>CROH</b>	\$774	N.A.	\$967	N.A.
15"	48"	15"	N.A.	<b>CROH</b>	\$894	N.A.	\$1117	N.A.
15"	54"	15"	N.A.	<b>CROH</b>	\$1016	N.A.	\$1270	N.A.
15"	60"	15"	N.A.	<b>CROH</b>	\$1123	N.A.	\$1403	N.A.
15"	66"	15"	N.A.	<b>CROH</b>	\$1239	N.A.	\$1547	N.A.
15"	72"	15"	N.A.	<b>CROH</b>	\$1305	N.A.	\$1632	N.A.

### Overhead with No Doors for Use with Answer Beam, Dual-Sided Application

Pricing at right is for case only. Headsets are not available on open units.

#### Personal

15"	61 1/2"	15"	N.A.	<b>CROH</b>	\$1005	N.A.	\$1257	N.A.
15"	67 1/2"	15"	N.A.	<b>CROH</b>	\$1073	N.A.	\$1339	N.A.
15"	73 1/2"	15"	N.A.	<b>CROH</b>	\$1104	N.A.	\$1381	N.A.

#### Shared

15"	61 1/2"	15"	N.A.	<b>CROH</b>	\$1215	N.A.	\$1519	N.A.
15"	67 1/2"	15"	N.A.	<b>CROH</b>	\$1280	N.A.	\$1599	N.A.
15"	73 1/2"	15"	N.A.	<b>CROH</b>	\$1319	N.A.	\$1648	N.A.

► Product Information continued on next page



# Currency Enhanced

## Overheads and Organizer

► Product Information continued from previous page

### Specification Information

Dimensions		Number of Doors	Style Number	Base Prices			Option
D	W			H	LPL Case	HPL Case	Markerboard Door
				LPL Headset	HPL Headset	HPL Headset	(Add \$ to Base Price)

### Overhead with No Doors for Use with Answer Beam, Single-Sided Application

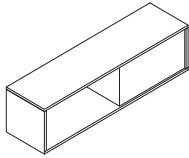
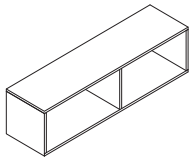
Pricing at right is for case only. Headsets are not available on open units.

#### Personal

15"	63"	15"	N.A.	<b>CROH</b>	\$1018	N.A.	\$1272	N.A.
15"	69"	15"	N.A.	<b>CROH</b>	\$1081	N.A.	\$1354	N.A.
15"	75"	15"	N.A.	<b>CROH</b>	\$1114	N.A.	\$1393	N.A.

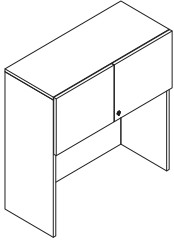
#### Shared

15"	63"	15"	N.A.	<b>CROH</b>	\$1226	N.A.	\$1532	N.A.
15"	69"	15"	N.A.	<b>CROH</b>	\$1293	N.A.	\$1616	N.A.
15"	75"	15"	N.A.	<b>CROH</b>	\$1331	N.A.	\$1665	N.A.



# Currency Enhanced

## Overheads and Organizer



Tip: Stacking overheads with sliding doors do not lock.

Tip: Stacking overheads with three doors will have two doors hinged right. Overheads with four doors will have two doors hinged left, and two hinged right. Doors will always open from the center out.

Tip: 37.98725"H overheads align with 66 1/2"H storage. 44.17475"H overheads align with 72"H storage.

Tip: For laminate price group 2 and higher pricing, please refer to the electronic catalog or SmartTools.

Tip: Markerboard headset finish available with sliding doors only.

Tip: Stacking overheads cannot be used with lateral file/lateral file credenza configurations.

Tip: 15"H refers to the height of the storage case.

### Standard Includes

- Stacking overhead:
  - Low-Pressure Laminate case with matching or contrasting Low-Pressure Laminate headset
  - Low-Pressure Laminate case with High-Pressure Laminate headset, if selected
  - High-Pressure Laminate case with matching or contrasting High-Pressure Laminate headset, if selected
- Lock plug on overheads with hinged doors only
- Attachment hardware

### Options

Height	37.98725 in	Price below
	44.17475 in	Price below
Width	36"	Price below
	42"	Price below
	48"	Price below
	54"	Price below
	60"	Price below
	66"	Price below
Case Finish	72"	Price below
	Laminate HPL Price Group 02	See information at left
	Laminate HPL Price Group 03	See information at left
	OLL Price Group 1	+\$102
	Laminate HPL Price Group 01	Price below
Door Option	Laminate LPL Price Group 01	Price below
	Hinged Doors	Price below
	No Door Option	Price below
Door Surface Type	Sliding Doors	Price below
	Laminate	Price below
Headset Finish	Markerboard	Price below
	Laminate HPL Price Group 02	See information at left
	Laminate HPL Price Group 03	See information at left
	OLL Price Group 1	+\$102
	Laminate HPL Price Group 01	Price below
Keys	Laminate LPL Price Group 01	Price below
	Key Plug	No cost
Worksurface Thickness	Master Key Plug	+\$36
	1 1/8"	No cost
	1 3/8"	No cost

► **Product Information continued on next page**

# Currency Enhanced

## Overheads and Organizer

► Product Information continued from previous page

### Specification Information

Dimensions			Number of Doors	Style Number	Base Prices			Option
D	W	H			LPL Case	HPL Case	Markerboard Door	
						LPL Headset	HPL Headset	HPL Headset

#### Stacking Overhead with Hinged Doors

16"	36"	15"	2	<b>CROHS</b>	\$1056	\$1140	\$1320	N.A.
16"	42"	15"	3	<b>CROHS</b>	\$1173	\$1267	\$1466	N.A.
16"	48"	15"	3	<b>CROHS</b>	\$1293	\$1397	\$1617	N.A.
16"	54"	15"	3	<b>CROHS</b>	\$1384	\$1495	\$1730	N.A.
16"	60"	15"	3	<b>CROHS</b>	\$1521	\$1643	\$1902	N.A.
16"	66"	15"	4	<b>CROHS</b>	\$1640	\$1772	\$2051	N.A.
16"	72"	15"	4	<b>CROHS</b>	\$1755	\$1895	\$2195	N.A.

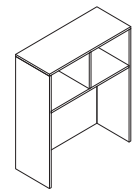
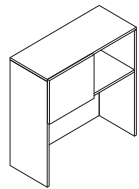
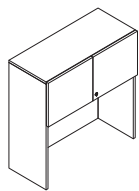
#### Stacking Overhead with Sliding Door

16"	36"	15"	1	<b>CROHS</b>	\$964	\$1041	\$1205	+\$172
16"	42"	15"	1	<b>CROHS</b>	\$1080	\$1165	\$1348	+\$193
16"	48"	15"	1	<b>CROHS</b>	\$1199	\$1296	\$1500	+\$206
16"	54"	15"	1	<b>CROHS</b>	\$1293	\$1397	\$1617	+\$237
16"	60"	15"	1	<b>CROHS</b>	\$1428	\$1541	\$1784	+\$276
16"	66"	15"	1	<b>CROHS</b>	\$1547	\$1671	\$1934	+\$317
16"	72"	15"	1	<b>CROHS</b>	\$1663	\$1797	\$2079	+\$360

#### Stacking Overhead with No Doors, Open

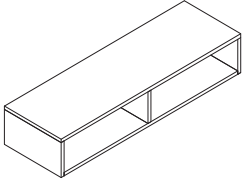
*Pricing at right is for case only. Headsets are not available on open units.*

15"	36"	15"	N.A.	<b>CROHS</b>	\$600	N.A.	\$752	N.A.
15"	42"	15"	N.A.	<b>CROHS</b>	\$719	N.A.	\$899	N.A.
15"	48"	15"	N.A.	<b>CROHS</b>	\$832	N.A.	\$1039	N.A.
15"	54"	15"	N.A.	<b>CROHS</b>	\$969	N.A.	\$1211	N.A.
15"	60"	15"	N.A.	<b>CROHS</b>	\$1065	N.A.	\$1330	N.A.
15"	66"	15"	N.A.	<b>CROHS</b>	\$1185	N.A.	\$1481	N.A.
15"	72"	15"	N.A.	<b>CROHS</b>	\$1296	N.A.	\$1620	N.A.



# Currency Enhanced

## Overheads and Organizer



*Tip: For appropriate use of Answer Beam, mid-storage, and stanchion supports, see Answer Beam and Answer Fence Specification Guide.*

*Tip: For laminate price group 2 and higher pricing, please refer to the electronic catalog or SmartTools.*

*Tip: Not all attachment brackets are included within the style number. See Understanding content for more information.*

### Standard Includes

- Organizer:
  - Low-Pressure Laminate case, price group 01
  - High-Pressure Laminate case, price group 01, if selected

### Options

Width	36"	Price below
	42"	Price below
	48"	Price below
	54"	Price below
	60"	Price below
	61 1/2"	Price below
	63"	Price below
	66"	Price below
	67 1/2"	Price below
	69"	Price below
	72"	Price below
Case Finish	73 1/2"	Price below
	75"	Price below
	Laminate HPL Price Group 02	See information at left
	Laminate HPL Price Group 03	See information at left
	OLL Price Group 1	+\$102
Storage Configuration	Laminate HPL Price Group 01	Price below
	Laminate LPL Price Group 01	Price below
	Personal	No cost
	Shared	No cost
	Attachment Brackets	Answer Beam
Frameone Stanchion Mount		No cost
Suspended between Towers		No cost
Top Cap Mount on Answer		No cost
Wall Mount Brackets		36 66"W: +\$137    72"W: +\$186
Answer Panel		+\$46
Answer Duo Support Column		+\$382

► **Product Information continued on next page**

# Currency Enhanced

## Overheads and Organizer

► Product Information continued from previous page

### Specification Information

Dimensions			Style Number	Base Prices	
D	W	H		LPL Case	HPL Case

### Organizer

#### Personal

15"	36"	8 27/32"	<b>CROR</b>	\$862	\$1078
15"	42"	8 27/32"	<b>CROR</b>	\$942	\$1177
15"	48"	8 27/32"	<b>CROR</b>	\$953	\$1191
15"	54"	8 27/32"	<b>CROR</b>	\$964	\$1204
15"	60"	8 27/32"	<b>CROR</b>	\$981	\$1227
15"	66"	8 27/32"	<b>CROR</b>	\$1026	\$1283
15"	72"	8 27/32"	<b>CROR</b>	\$1081	\$1354

#### Shared

15"	36"	8 27/32"	<b>CROR</b>	\$896	\$1119
15"	42"	8 27/32"	<b>CROR</b>	\$974	\$1217
15"	48"	8 27/32"	<b>CROR</b>	\$985	\$1231
15"	54"	8 27/32"	<b>CROR</b>	\$997	\$1246
15"	60"	8 27/32"	<b>CROR</b>	\$1015	\$1269
15"	66"	8 27/32"	<b>CROR</b>	\$1058	\$1322
15"	72"	8 27/32"	<b>CROR</b>	\$1114	\$1393

### Organizer for use with Answer Beam, Dual-Sided Application

#### Personal

15"	61 1/2"	8 27/32"	<b>CROR</b>	\$1005	\$1257
15"	67 1/2"	8 27/32"	<b>CROR</b>	\$1059	\$1323
15"	73 1/2"	8 27/32"	<b>CROR</b>	\$1090	\$1365

#### Shared

15"	61 1/2"	8 27/32"	<b>CROR</b>	\$1040	\$1299
15"	67 1/2"	8 27/32"	<b>CROR</b>	\$1095	\$1370
15"	73 1/2"	8 27/32"	<b>CROR</b>	\$1126	\$1407

► Product Information continued on next page

# Currency Enhanced

## Overheads and Organizer

► Product Information continued from previous page

### Specification Information

Dimensions			Style Number	Base Prices	
D	W	H		LPL Case	HPL Case

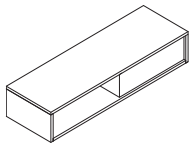
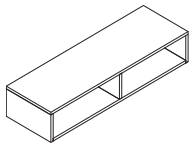
### Organizer for use with Answer Beam, Single-Sided Application

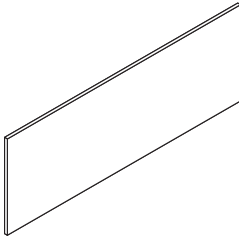
#### Personal

15"	63"	8 27/32"	<b>CROR</b>	\$1018	\$1272
15"	69"	8 27/32"	<b>CROR</b>	\$1073	\$1339
15"	75"	8 27/32"	<b>CROR</b>	\$1103	\$1380

#### Shared

15"	63"	8 27/32"	<b>CROR</b>	\$1050	\$1312
15"	69"	8 27/32"	<b>CROR</b>	\$1104	\$1381
15"	75"	8 27/32"	<b>CROR</b>	\$1136	\$1420



**Currency Enhanced****Tackboard**

*Tip: Tackboard comes with a spacer for a shelf light cord to be routed to the cable passthrough at the bottom of the overhead storage cabinet.*

*Tip: Remove 1 1/2" in height from the tackboard if paired with a stacking overhead to utilize cable passthrough.*

*Tip: Width is specifiable in 1/16" increments.*

*Tip: Width denotes the width of the overhead the tackboard is pairing with. The application option will account for any dimensional changes needed. By selecting stacking, 2 1/4" will be removed from the overall width of the tackboard. By selecting wall mount, tackboard will ship with the exact specified width.*

*Tip: Tackboards cannot be attached to walls covered by textured paint or wallpaper.*

**Standard Includes**

- Tackboard: fabric price group A
- Attachment hardware
- Modular sizes:
  - Width: 36"W–72"W
  - Height: 20 1/4"H and 26 1/4"H
- Parametric sizes:
  - Width: 30"W–78"W
  - Height: 9 1/2"H–28"H

**Options**

Size Option	Modular Parametric	No cost No cost
Height	20 1/4"	Price below
	26 1/4"	Price below
Width	36"	Price below
	42"	Price below
	48"	Price below
	54"	Price below
	60"	Price below
	66"	Price below
Application	Stacking	No cost
	Wall Mount	No cost
Tackboard Finish	Fabric Price Group A	No cost
	Fabric Price Group 01	+\$5
	Fabric Price Group 02	+\$32
	Fabric Price Group 03	+\$49
	Fabric Customer's Own Material	+\$61
	Fabric Price Group 04	+\$122
Fabric Direction	Fabric Price Group 05	+\$181
	Horizontal	No cost
	Vertical	No cost

► **Product Information continued on next page**

# Currency Enhanced

## Tackboard

► Product Information continued from previous page

### Specification Information

Dimensions			Base Prices					
Modular Height	Parametric Height	Style Number	Modular Width	N.A.	36"W	42"W	48"W	54"W
			Parametric Width	30"W-	36"W-	42"W-	48"W-	54"W-
				35 15/16"W	41 15/16"W	47 15/16"W	53 15/16"W	59 15/16"W

### Fabric Tackboard

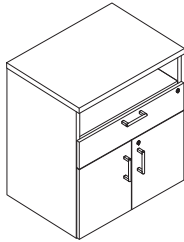
N.A.	9 1/2-15 7/16"H	<b>CRTB</b>		\$340	\$358	\$378	\$396	\$423
20 1/4"H	15 1/2-21 7/16"H	<b>CRTB</b>		\$377	\$397	\$420	\$438	\$470
26 1/4"H	21 1/2-27 7/16"H	<b>CRTB</b>		\$415	\$436	\$461	\$483	\$517
N.A.	27 1/2-28"H	<b>CRTB</b>		\$457	\$481	\$508	\$533	\$568

Dimensions			Base Prices				
Modular Height	Parametric Height	Style Number	Modular Width	60"W	66"W	72"W	N.A.
			Parametric Width	60"W-	66"W-	72"W-	78"W
				65 15/16"W	71 15/16"W	77 15/16"W	

### Fabric Tackboard

N.A.	9 1/2-15 7/16"H	<b>CRTB</b>		\$449	\$487	\$543	\$597
20 1/4"H	15 1/2-21 7/16"H	<b>CRTB</b>		\$500	\$542	\$602	\$664
26 1/4"H	21 1/2-27 7/16"H	<b>CRTB</b>		\$548	\$596	\$664	\$729
N.A.	27 1/2-28"H	<b>CRTB</b>		\$603	\$655	\$729	\$802



**Currency Enhanced****Conference Room Furniture****Standard Includes**

- Service cart:
  - Low-Pressure Laminate case with matching or contrasting Low-Pressure Laminate headset
  - Low-Pressure Laminate case with matching or contrasting High-Pressure Laminate top, if selected
  - High-Pressure Laminate case with matching or contrasting High-Pressure Laminate headset, if selected
- Bore and dowel drawer construction: black
- Adjustable shelf: laminate to match case
- Lock plug
- Casters: black plastic, if selected
- Shipped fully assembled

**Options**

Width	30"	Price below
	36"	Price below
Depth	22"	No cost
Height	34.75000 in	No cost
Case Finish	Laminate HPL Price Group 02	See information at left
	Laminate HPL Price Group 03	See information at left
	OLL Price Group 1	+\$102
	Laminate HPL Price Group 01	Price below
Headset Finish	Laminate HPL Price Group 02	See information at left
	Laminate HPL Price Group 03	See information at left
	OLL Price Group 1	+\$102
	Laminate HPL Price Group 01	Price below
Top Surface Finish	Laminate HPL Price Group 02	See information at left
	Laminate HPL Price Group 03	See information at left
	OLL Price Group 1	+\$102
	Laminate HPL Price Group 01	Price below
Pull	Contemporary Pull	No cost
	Handle Pull	No cost
	Ledge	No cost
	Jazz Pull	+\$27
	Inset Pull	+\$36
	Nile Pull	+\$37
	Transitional Pull	+\$37
	Bar Pull	+\$39
Keys	Key Plug	No cost
	Master Key Plug	+\$36
Lock Finish	Ember Chrome	No cost
	Polished Chrome	No cost
Caster Type	No Caster	No cost
	With Caster	+\$51
Worksurface Thickness	1 1/8"	No cost
	1 3/8"	+\$160

Tip: For laminate price group 2 and higher pricing, please refer to the electronic catalog or SmartTools.

Tip: Price is per pull.

► **Product Information continued on next page**

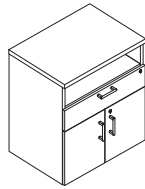
# Currency Enhanced

## Conference Room Furniture

► **Product Information continued from previous page**

### Specification Information

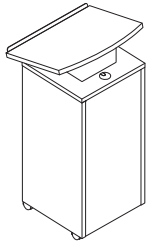
Dimensions			Style	Base	Option		
D	W	H	Number	Prices	(Add \$ to Base Price)		
				LPL Case	HPL Case		Top Surface HPL PG1
				LPL Headset	HPL Headset	HPL Headset	



### Service Carts

22"	30"	34 5/8"	<b>CRSC</b>	\$1183	\$1242	\$1420	+\$59
22"	36"	34 5/8"	<b>CRSC</b>	\$1359	\$1427	\$1631	+\$68

Tip: Height of the service cart will increase when casters are optioned on, making the overall height 35 1/4".



### Standard Includes

- Lectern:
  - Low-Pressure Laminate case with matching or contrasting Low-Pressure Laminate top
  - Low-Pressure Laminate case with matching or contrasting High-Pressure Laminate top, if selected
  - High-Pressure Laminate case with matching or contrasting Low-Pressure Laminate top, if selected
  - High-Pressure Laminate case with matching or contrasting High-Pressure Laminate top, if selected
- Fixed shelf: laminate to match case
- Casters: black plastic
- Ships ready to assemble

### Options

Case Finish	Laminate LPL Price Group 01	No cost
	Laminate HPL Price Group 02	See information at left
	Laminate HPL Price Group 03	See information at left
	OLL Price Group 1	+\$102
	Laminate HPL Price Group 01	Price below
Top Surface Finish	Laminate LPL Price Group 01	No cost
	Laminate HPL Price Group 02	See information at left
	Laminate HPL Price Group 03	See information at left
	OLL Price Group 1	+\$102
	Laminate HPL Price Group 01	Price below
Support Finish	Smooth Paint PG2	No cost

► **Product Information continued on next page**

Tip: For laminate price group 2 and higher pricing, please refer to the electronic catalog or SmartTools.

# Currency Enhanced

Conference Room Furniture

Currency Enhanced

► Product Information continued from previous page

### Specification Information

Dimensions			Style Number	Base Prices			
D	W	H		LPL Case		HPL Case	
				LPL Top	HPL Top	LPL Top	HPL Top
<b>Lectern</b>							
18 7/8"	24"	44 7/8"	<b>CRLCTRN</b>	\$1317	\$1423	\$1542	\$1648

# Currency Enhanced

## Accessories

*Tip: Ganging hardware is used to provide rigidity between cabinets mounted side by side in a panel or wall-mounted application.*

### Standard Includes

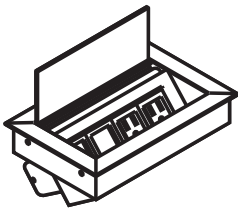
- Attachment kit, four bolts and nuts per kit, if selected: bronze only

### Specification Information

Style Number	Quantity	Price
--------------	----------	-------

### Attachment Kit, Cabinet to Cabinet Application

<b>AWAK</b>	1	\$46
-------------	---	------



### Standard Includes

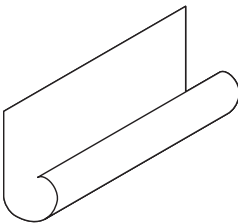
- Hinged door power unit:
  - Two electrical outlets
  - Two open ports for data adapters
  - 6 ft. power cord
- Power unit: 8043 Clear Anodized Aluminum
- Outlet: black plastic
- Power cord: black plastic
- Ships ready to assemble

### Specification Information

Dimensions			Style	Price
D	W	H	Number	

### Hinged Door Power Unit

5 5/16"	8 5/16"	2"	<b>AWVHD</b>	\$529
---------	---------	----	--------------	-------



### Standard Includes

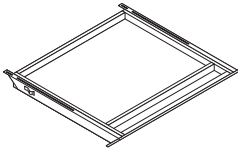
- Package of five work surface wire clips: black textured plastic
- Adhesive tape attachment

### Specification Information

Dimensions			Style	Price
D	W	H	Number	

### Work surface Wire Clip

19 1/2"	21"	2 1/4"	<b>TS5LWC5</b>	\$37
---------	-----	--------	----------------	------

**Currency Enhanced****Accessories**

Tip: Dimensions given are outside dimensions.

**Standard Includes**

- Non-locking center drawer: wood group 01
- Mounting frame: black paint only

**Options**

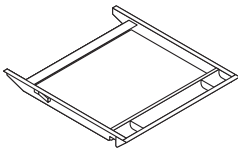
Basic (Primary Finish)	Customiz stain	No cost
	Full-fill finish on wood group 1	No cost
	Wood group 1	No cost
	Wood group 3	+\$105

**Specification Information**

Dimensions			Style	Price
D	W	H	Number	

**Wood Center Drawer**

19 1/2"	21"	2 1/4"	<b>AWAC23212</b>	\$498
---------	-----	--------	------------------	-------

**Standard Includes**

- Center drawer: all paint price groups
- Mounting frame: Grey V2 paint only

**Options**

Basic (Primary Finish)	Paint price group 1	No cost
	Paint price group 2	No cost
	Paint price group 3	No cost
	Textured paint	No cost

**Specification Information**

Dimensions			Style	Price
D	W	H	Number	

**Metal Center Drawers**

23"	21 1/2"	2 3/8"	<b>FCD20</b>	\$363
18 1/8"	21 1/2"	2 3/8"	<b>FSCD20</b>	\$368



---

# Slim Leg HAD



**Statement of Line** **168**



## **Product Details**

Slim Leg HAD **169**

## **Application Topics**

Dimensions **174**

Weight Limit Chart **178**

Power and Cable Management **180**

Routing the Slim Leg HAD Power Strip Cord **182**



## **Specifying**

Slim Leg HAD Freestanding **184**

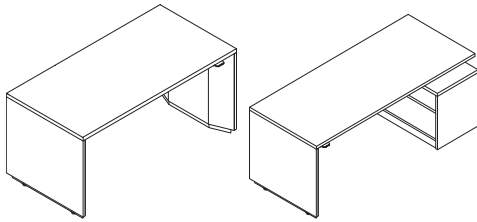
Slim Leg HAD Integrated Storage **188**

Slim Leg HAD Modesty Panel **192**

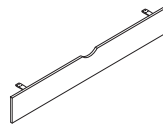
Slim Leg HAD Vertical Cable Manager **195**

# Statement of Line

## Slim Leg HAD



Understanding  
 ▶ Pages 169–172  
 Specifying  
 ▶ Page 184



Specifying  
 ▶ Page 192

### Slim Leg HAD

	60"W	66"W	72"W	78"W	84"W
28"D	●	●	●	●	●
29"D	●	●	●	●	●
30"D	●	●	●	●	●
34"D	●	●	●	●	●
35"D	●	●	●	●	●
36"D	●	●	●	●	●

*Tip: Widths are specifiable in 1/16" increments.  
 Tip: 24" depths are available through specials.*

### Slim Leg HAD—Modesty Panel

	60"W	66"W	72"W	78"W	84"W
9"D	●	●	●	●	●
10"D	●	●	●	●	●
11"D	●	●	●	●	●
12"D	●	●	●	●	●
13"D	●	●	●	●	●
14"D	●	●	●	●	●
15"D	●	●	●	●	●
16"D	●	●	●	●	●
17"D	●	●	●	●	●
18"D	●	●	●	●	●

*Tip: Modesty panel height should be specified in 1" increments between 9" and 18".*

*Tip: Modesty panel width is driven by the worksurface width.*



Understanding  
 ▶ Page 170  
 Specifying  
 ▶ Page 195

### Slim Leg HAD—Vertical Cable Manager

Depth	23/4"
Width	11/8"
Height	241/8"
Flange	13/16"



# Slim Leg HAD

## Freestanding

Slim Leg HAD

Slim Leg HAD

**Height-adjustable desks** support single users. They allow users to quickly and effortlessly raise and lower their desks between seated and standing positions.

**Lifting column** is activated by a central control box for synchronization. Columns are precision balanced to minimize surface vibrations.

*Tip: The control box power cord is not to be installed inside the shroud.*

**Desk surface** is 1 1/8" thick and is available only with a square profile. The user and guest edge have a 3 mm edge band.

**There** is a 2" gap between the floor and the bottom of the end panel waterfall. As well as a 5/8" gap between the floor and bottom of the shroud.

**The cable tray** is metal. The width is driven from the worksurface plan width. There is a 1/2" gap between the bottom of the surface and the top of the cable tray.  
▶ See page 175

**A modesty panel** is available as an option or as a separate style. The modesty width is driven by the worksurface width and is available in 1" parametric heights from 9" to 18".

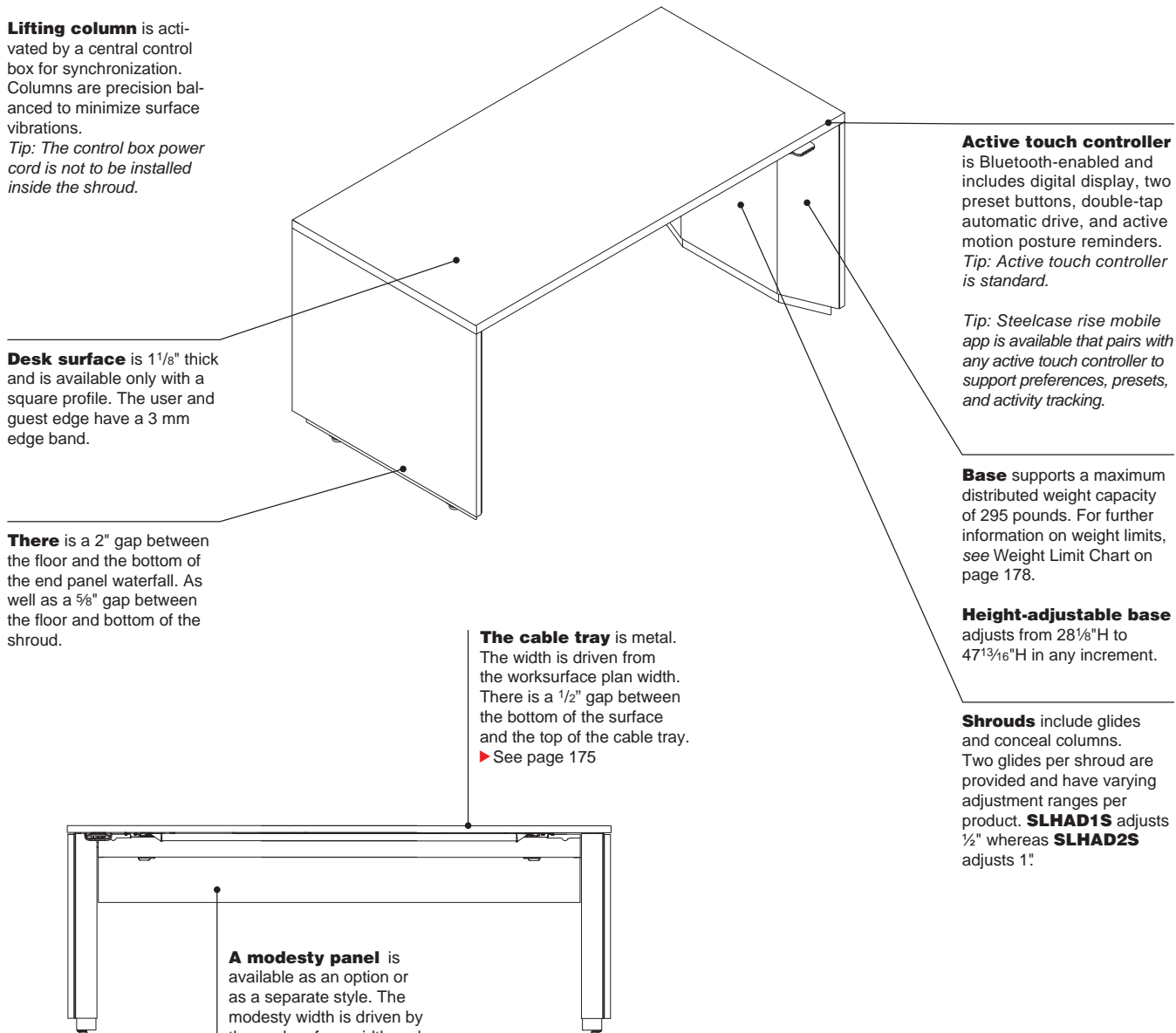
**Active touch controller** is Bluetooth-enabled and includes digital display, two preset buttons, double-tap automatic drive, and active motion posture reminders.  
*Tip: Active touch controller is standard.*

*Tip: Steelcase rise mobile app is available that pairs with any active touch controller to support preferences, presets, and activity tracking.*

**Base** supports a maximum distributed weight capacity of 295 pounds. For further information on weight limits, see Weight Limit Chart on page 178.

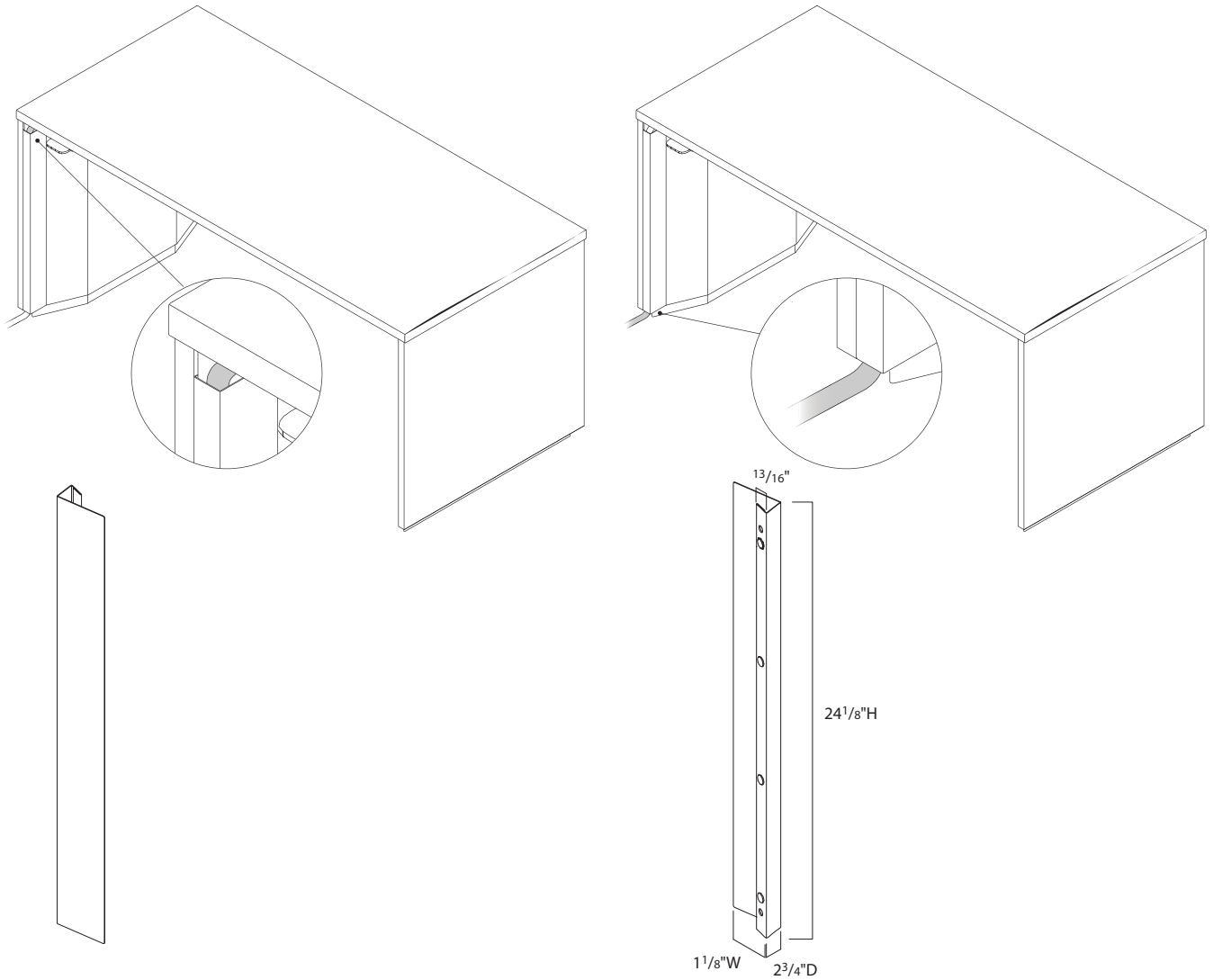
**Height-adjustable base** adjusts from 28 1/8"H to 47 13/16"H in any increment.

**Shrouds** include glides and conceal columns. Two glides per shroud are provided and have varying adjustment ranges per product. **SLHAD1S** adjusts 1/2" whereas **SLHAD2S** adjusts 1".



# Slim Leg HAD

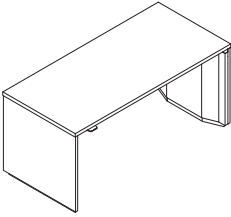
Vertical Cable Manager



## Actual Dimensions

<b>Depth</b>	2 <sup>3</sup> / <sub>4</sub> "
<b>Width</b>	1 <sup>1</sup> / <sub>8</sub> "
<b>Height</b>	24 <sup>1</sup> / <sub>8</sub> "
<b>Flange</b>	1 <sup>3</sup> / <sub>16</sub> "

**Product Details**



**The Slim Leg HAD magnetic vertical cable manager** may be specified as an option on **SLHAD2S** or as a separate style number.



**Four magnets** secure the vertical cable manager to the metal shroud.

**Refrain** from sliding the vertical cable manager against the shroud. Sliding the vertical cable manager may cause scuffing to the metal shroud.

**Surface Materials**

**Cable Cover**

- Paint

*Tip: It is recommended to match the vertical cable manager to the shroud finish color.*

# Slim Leg HAD

## Integrated Storage

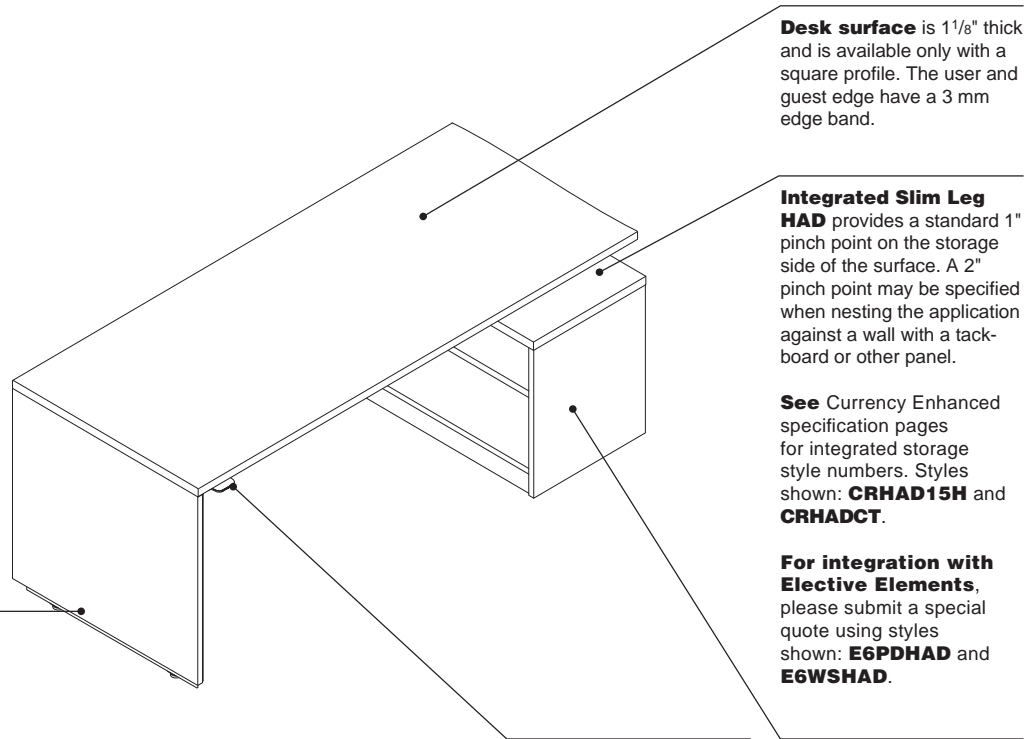
**Height-adjustable desks** support single users. They allow users to quickly and effortlessly raise and lower their desks between seated and standing positions.

**Lifting column** is activated by a central control box for synchronization. Columns are precision balanced to minimize surface vibrations.

*Tip: The control box power cord is not to be installed inside the shroud.*

**There** is a 2" gap between the floor and the bottom of the end panel waterfall. As well as a  $\frac{5}{8}$ " gap between the floor and bottom of the shroud.

**A modesty panel** is available as an option or as a separate style. The modesty width is driven by the worksurface width and is available in 1" parametric heights from 9" to 18".



**Desk surface** is  $1\frac{1}{8}$ " thick and is available only with a square profile. The user and guest edge have a 3 mm edge band.

**Integrated Slim Leg HAD** provides a standard 1" pinch point on the storage side of the surface. A 2" pinch point may be specified when nesting the application against a wall with a tack-board or other panel.

**See** Currency Enhanced specification pages for integrated storage style numbers. Styles shown: **CRHAD15H** and **CRHADCT**.

**For integration with Elective Elements**, please submit a special quote using styles shown: **E6PDHAD** and **E6WSHAD**.

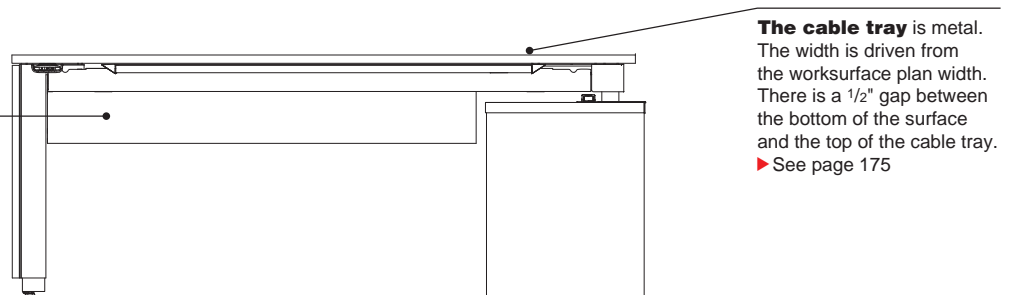
**Active touch controller** is Bluetooth-enabled and includes digital display, two preset buttons, double-tap automatic drive, and active motion posture reminders.

*Tip: Active touch controller is standard.*

*Tip: Steelcase rise mobile app is available that pairs with any active touch controller to support preferences, presets, and activity tracking.*

**Base** supports a maximum distributed weight capacity of 295 pounds. For further information on weight limits, see Weight Limit Chart on page 178.

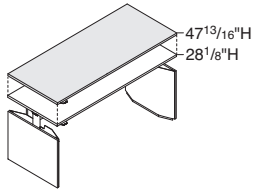
**Height-adjustable base** adjusts from  $28\frac{1}{8}$ "H to  $47\frac{13}{16}$ "H in any increment.



**The cable tray** is metal. The width is driven from the worksurface plan width. There is a  $\frac{1}{2}$ " gap between the bottom of the surface and the top of the cable tray. ▶ See page 175

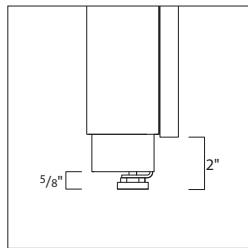
## Product Details

### Wood Veneer, Low-Pressure Laminate, or High-Pressure Laminate Desks



**Height-adjustable desks** adjust 28 $\frac{1}{8}$ "H to 47 $\frac{13}{16}$ "H in any increment.

**End panels** connect to the outside of the metal shrouds. To remove the end panel(s), lift up and slide to the right. ▶ See assembly directions for further information.



**End panels** provide a gap of 50 mm (2") between the bottom of the end panel and the floor.

## Wiring and Cabling

**Low surge electric motor with whisper quiet operation** adjusts at 1 $\frac{1}{2}$ " per second. Motor is 120 VAC +/- 10% and includes a 10' power cord (9 foot for Illinois). Motor also has 0.1W standby power. The motor is rated for 300 watts (2.5 amps at 120V).

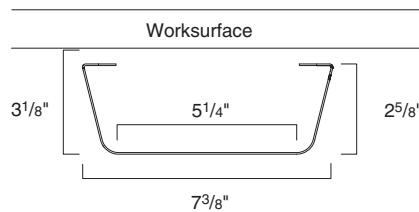
*Tip: Travel speed does not slow. Collision detection is included as standard.*

**Soft stop DC motor** eliminates abrupt stops and starts and is housed inside the lifting column. Max decibels: 55dB.

**Built-in limiter switch** is standard.

**The control box power cord and other wires** are not able to be routed through the interior of the shroud. The only power cable permitted to pass through the shroud is the cord from the Slim Leg HAD power distribution unit. The shroud cannot be placed directly over a power outlet.

### Cable tray side view



**A cable tray** is provided to manage excess base controller wires and cables from surface electronics. Please see dimension page for cable tray measurements.

**The cable tray** has two molded attachment knobs that allow the installer to lower the cable tray so cables may be secured inside. Once cables are secure, the cable tray can be lifted and secured back into place by a quarter turn of the knobs.

## Grain Direction

**Worksurface grain directions** default to long grain. Short grain laminate is only available on max 60"W surfaces. End panel grain direction defaults to vertical. Horizontal grain direction is available as an option.

**Return grain directions** must be selected. Short grain laminate is only available on max 60"W surfaces. End panel grain direction defaults to vertical. Horizontal grain direction is available as an option.

## Controllers

**Both active touch and simple touch controllers** are available on Slim Leg HAD. Active touch is the default.

**Active touch controller** is Bluetooth-enabled and is standard and includes digital display, two preset buttons, double-tap automatic drive, and active motion posture reminders.

*Tip: Steelcase rise mobile app is available that pairs with any active touch controller to support preferences, presets, and activity tracking.*


**Simple touch controller** is available as an option and easily adjusts height of desk at a rate of 1 $\frac{1}{2}$ " per second, by lifting or pressing down on the controller.

## Integrated Storage

**Slim Leg HAD with integrated storage** blends with Currency Enhanced One-High and 1.5-High storage elements.

**Blending** Slim Leg HAD with Elective Elements storage elements must be specified through a special quote request.

Pinch point on SLH Integrated Storage. — 2"



### The integrated storage

**Slim Leg HAD** provides a 1" pinch point on the top surface side closest to the storage. If specifying the storage and HAD next to a tackboard, dry erase board, or other panel, a 2" pinch point may be specified as standard.

## Surface Materials

### Desk top surface

- Low-Pressure Laminate, High-Pressure Laminate, and veneer are available.
  - Laminate with 3 mm edge profile on guest and user side. 1 mm plastic edge band for the sides.
  - Veneer with 3 mm veneer profile on guest and user side. 0.5 mm veneer edge band for the sides.
  - Open Line laminate (option) A program including non-Steelcase laminates which are suitable for use on Steelcase products.
- ▶ See *Surface Materials Reference Manual*

### Height-adjustable base

- 0835 Black
- 4243 Merle
- 4799 Platinum Metallic

### Cable tray

- Cable tray default finish is 7360 Merle.
- Tip: Additional finishes are available.*

# Dimensions

## Slim Leg HAD

### Slim Leg HAD

#### Height-Adjustable Desk—Plan Width

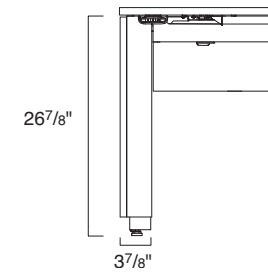
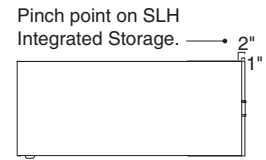
Depth	28", 29", 30", 34", 35", 36"
Width	Full width freestanding desk surface = 60", 66", 72", 78", 84"
	Partial width integrated desk surface with 1" pinch point = 60"(59"), 66"(65"), 72"(71"), 78"(77"), 84"(83")
	Partial width integrated desk surface with 2" pinch point = 60"(58"), 66"(64"), 72"(70"), 78"(76"), 84"(82")
Height	28 <sup>1</sup> / <sub>8</sub> "–47 <sup>13</sup> / <sub>16</sub> "

Tip: Worksurface widths are available in parametric sizes by 1/16" increments.

#### Shroud

Depth	Equals plan depth
Width	37/8"
Height	267/8"

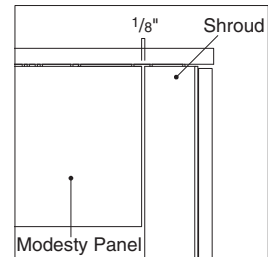
Tip: 267/8" height is from the bottom of the surface where the shroud attaches to the bottom of the glide.



#### Hanging Modesty Panel—Inset For Use with Freestanding Slim Leg HAD

Depth	3/4"
Width	See chart on page 177
Height	9", 12", 15", 18"

Tip: Heights are available in parametric sizes by 1" increments.

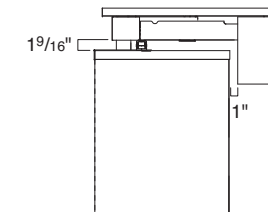


#### Hanging Modesty Panel—Partial For Use with Integrated Slim Leg HAD

Depth	3/4"
Width	See chart on page 177
Height	9", 12", 15", 18"

Tip: Heights are available in parametric sizes by 1" increments.

Represents gap between partial modesty and integrated storage element.



**Slim Leg HAD**

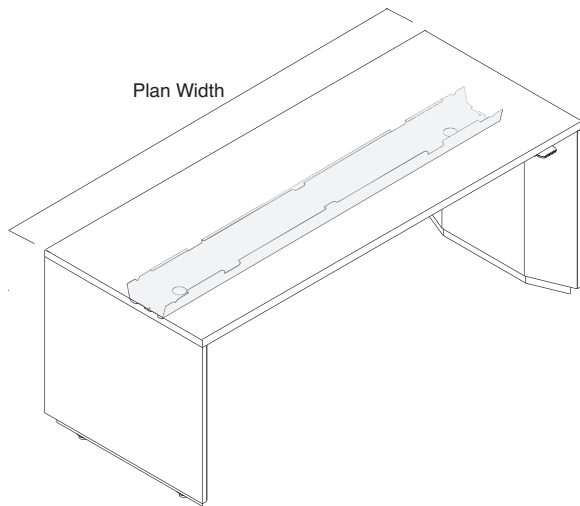
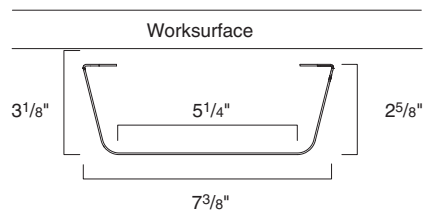
**Cable Tray**

Depth	See <i>Cable tray side view</i> illustration
Width	See chart below
Height	See <i>Cable tray side view</i> illustration

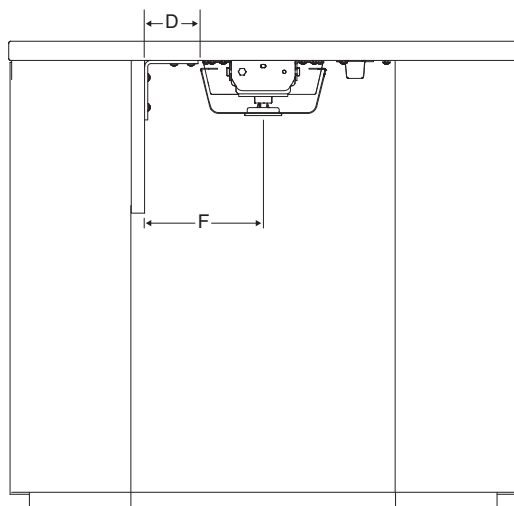
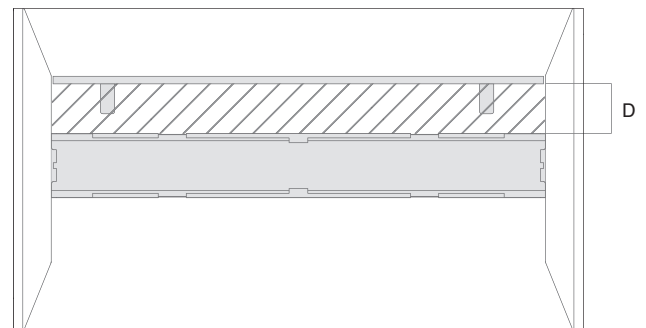
**Cable Management Tray Width**

Plan Width	Freestanding	Integrated Storage
60"	52"	49 <sup>7</sup> / <sub>8</sub> "
66"	58"	55 <sup>7</sup> / <sub>8</sub> "
72"	64"	61 <sup>7</sup> / <sub>8</sub> "
78"	70"	67 <sup>7</sup> / <sub>8</sub> "
84"	76"	73 <sup>7</sup> / <sub>8</sub> "

**Cable tray side view**



**Top Down View**



Plan Depth	F	D
28"	5.99"	2.11"
29"	6.49"	2.81"
30"	6.99"	3.31"
34"	8.99"	5.11"
35"	9.49"	5.81"
36"	9.99"	6.31"

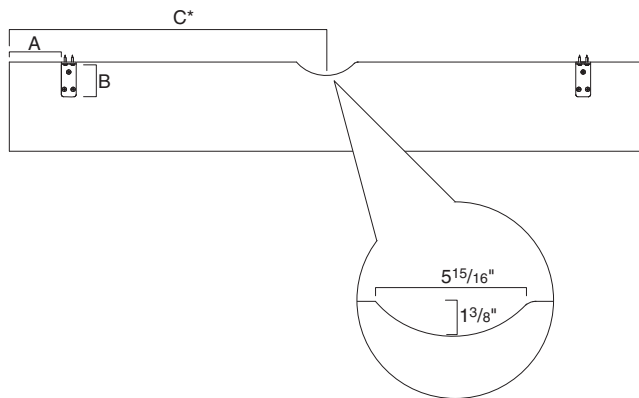
**Slim Leg HAD Modesty Panel**

**Freestanding**

Worksurface Plan Width	A	B	C
60"	5 <sup>1</sup> / <sub>4</sub> "	3 <sup>1</sup> / <sub>2</sub> "	26"
66"	5 <sup>1</sup> / <sub>4</sub> "	3 <sup>1</sup> / <sub>2</sub> "	29"
72"	5 <sup>1</sup> / <sub>4</sub> "	3 <sup>1</sup> / <sub>2</sub> "	32"
78"	5 <sup>1</sup> / <sub>4</sub> "	3 <sup>1</sup> / <sub>2</sub> "	35"
84"	5 <sup>1</sup> / <sub>4</sub> "	3 <sup>1</sup> / <sub>2</sub> "	38"

**Integrated**

Worksurface Plan Width	A	B	C
60"	5 <sup>1</sup> / <sub>4</sub> "	3 <sup>1</sup> / <sub>2</sub> "	18 <sup>3</sup> / <sub>8</sub> "
66"	5 <sup>1</sup> / <sub>4</sub> "	3 <sup>1</sup> / <sub>2</sub> "	21 <sup>3</sup> / <sub>8</sub> "
72"	5 <sup>1</sup> / <sub>4</sub> "	3 <sup>1</sup> / <sub>2</sub> "	24 <sup>3</sup> / <sub>8</sub> "
78"	5 <sup>1</sup> / <sub>4</sub> "	3 <sup>1</sup> / <sub>2</sub> "	27 <sup>3</sup> / <sub>8</sub> "
84"	5 <sup>1</sup> / <sub>4</sub> "	3 <sup>1</sup> / <sub>2</sub> "	30 <sup>3</sup> / <sub>8</sub> "



*Tip: Scallop dimensions do not change based on modesty panel size.*



# Dimensions

## Slim Leg HAD Knee Space

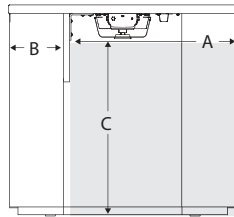
**Slim Leg HAD Knee Space**

**Freestanding and Integrated Slim Leg HAD—full width/partial width top considers seated height of 28<sup>1</sup>/<sub>8</sub>"**

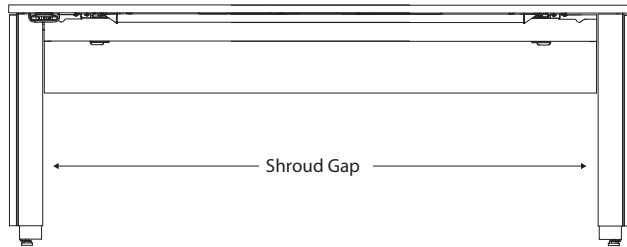
Depth 28", 29", 30", 34", 35", 36"

Knee Space With modesty panel

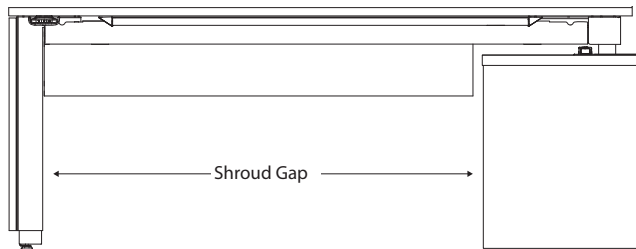
*Tip: Dimensions A and B only apply to a surface with a modesty panel. Dimension C is constant with or without a modesty panel.*



Plan Depth	A	B	C
28"	20"	7 <sup>1</sup> / <sub>4</sub> "	23 <sup>3</sup> / <sub>4</sub> "
29"	21"	7 <sup>1</sup> / <sub>4</sub> "	23 <sup>3</sup> / <sub>4</sub> "
30"	22"	7 <sup>1</sup> / <sub>4</sub> "	23 <sup>3</sup> / <sub>4</sub> "
34"	26"	7 <sup>1</sup> / <sub>4</sub> "	23 <sup>3</sup> / <sub>4</sub> "
35"	27"	7 <sup>1</sup> / <sub>4</sub> "	23 <sup>3</sup> / <sub>4</sub> "
36"	28"	7 <sup>1</sup> / <sub>4</sub> "	23 <sup>3</sup> / <sub>4</sub> "

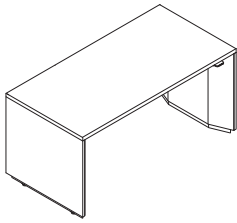


Plan Width	Gap
60"	52 <sup>1</sup> / <sub>4</sub> "
66"	58 <sup>1</sup> / <sub>4</sub> "
72"	64 <sup>1</sup> / <sub>4</sub> "
78"	70 <sup>1</sup> / <sub>4</sub> "
84"	76 <sup>1</sup> / <sub>4</sub> "

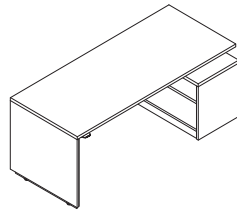


Plan Width	Gap
60"	38 <sup>1</sup> / <sub>8</sub> "
66"	44 <sup>1</sup> / <sub>8</sub> "
72"	50 <sup>1</sup> / <sub>8</sub> "
78"	56 <sup>1</sup> / <sub>8</sub> "
84"	62 <sup>1</sup> / <sub>8</sub> "

# Weight Limit Chart



<b>Weight Limit by Size and Configuration Chart</b>						
<b>Weight Limit Chart, Freestanding</b>	<b>28"D</b>	<b>29"D</b>	<b>30"D</b>	<b>34"D</b>	<b>35"D</b>	<b>36"D</b>
<b>60" Plan Width</b>						
No Hanging Modesty Panel	174 lb	170 lb	166 lb	151 lb	148 lb	144 lb
Inset Hanging Modesty Panel (18")	154 lb	150 lb	147 lb	132 lb	128 lb	124 lb
<b>66" Plan Width</b>						
No Hanging Modesty Panel	168 lb	164 lb	160 lb	145 lb	141 lb	137 lb
Inset Hanging Modesty Panel (18")	146 lb	142 lb	138 lb	123 lb	119 lb	115 lb
<b>72" Plan Width</b>						
No Hanging Modesty Panel	162 lb	158 lb	154 lb	138 lb	134 lb	129 lb
Inset Hanging Modesty Panel (18")	138 lb	134 lb	130 lb	114 lb	110 lb	106 lb
<b>78" Plan Width</b>						
No Hanging Modesty Panel	156 lb	152 lb	148 lb	131 lb	126 lb	122 lb
Inset Hanging Modesty Panel (18")	130 lb	126 lb	122 lb	105 lb	100 lb	96 lb
<b>84" Plan Width</b>						
No Hanging Modesty Panel	150 lb	146 lb	141 lb	124 lb	119 lb	115 lb
Inset Hanging Modesty Panel (18")	122 lb	118 lb	113 lb	96 lb	91 lb	87 lb

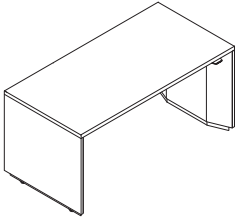


<b>Weight Limit Chart, Integrated</b>	<b>28"D</b>	<b>29"D</b>	<b>30"D</b>	<b>34"D</b>	<b>35"D</b>	<b>36"D</b>
<b>60" Plan Width</b>						
No Hanging Modesty Panel	201 lb	198 lb	195 lb	184 lb	181 lb	179 lb
Partial Hanging Modesty Panel (18")	186 lb	184 lb	181 lb	170 lb	167 lb	164 lb
<b>66" Plan Width</b>						
No Hanging Modesty Panel	195 lb	192 lb	189 lb	177 lb	174 lb	171 lb
Partial Hanging Modesty Panel (18")	178 lb	175 lb	173 lb	161 lb	158 lb	155 lb
<b>72" Plan Width</b>						
No Hanging Modesty Panel	189 lb	186 lb	183 lb	170 lb	167 lb	164 lb
Partial Hanging Modesty Panel (18")	170 lb	167 lb	164 lb	152 lb	149 lb	146 lb
<b>78" Plan Width</b>						
No Hanging Modesty Panel	183 lb	180 lb	177 lb	163 lb	160 lb	157 lb
Partial Hanging Modesty Panel (18")	162 lb	159 lb	156 lb	143 lb	140 lb	136 lb
<b>84" Plan Width</b>						
No Hanging Modesty Panel	177 lb	174 lb	170 lb	157 lb	153 lb	150 lb
Partial Hanging Modesty Panel (18")	154 lb	151 lb	148 lb	134 lb	130 lb	127 lb

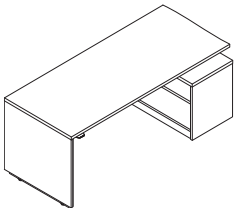


# Power and Cable Management

## Product Details



**Slim Leg HAD** offers an option to conceal the power cord through the shroud. The only power cord permitted to pass through the shroud is the cord from the Slim Leg HAD power distribution unit (PDU) that is specified with **SLHAD2S** or **SLHAD1S**. The power distribution cord may be routed through the left or right shroud, and then either the user or visitor side.

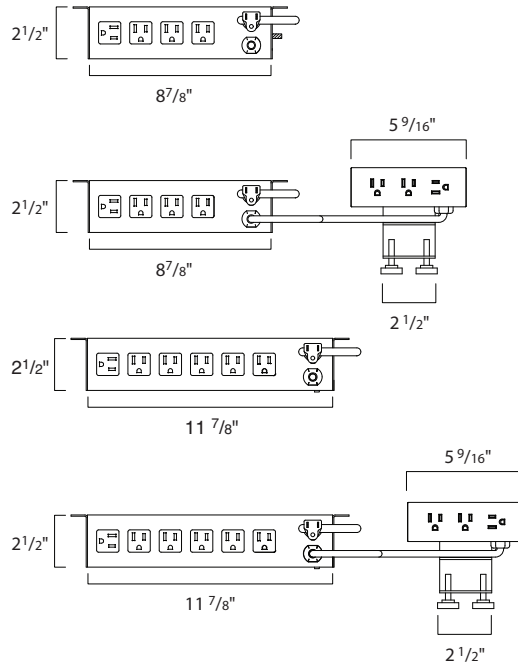


### Requirements to conceal the power cord through a shroud include:

- The Slim Leg HAD power option must be selected. A four-outlet or six-outlet configuration is available. Convenience power is also available.
- The Slim Leg HAD PDU cord is the only cable permitted to pass through a shroud. No other power strip cord or HAD power cord is permitted to pass through the shroud.
- The metal shrouds must be grounded to the PDU.
- A data cable is permitted to pass through a shroud and should be secured to the power cord to ensure proper routing through the shroud.

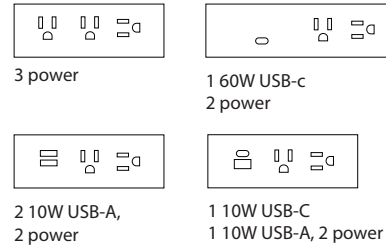
**On style number, SLHAD1S, the power cord** may be routed through the shroud or the plastic vertebrae that feeds into the storage element.

## Under Worksurface Power Distribution Unit (PDU)



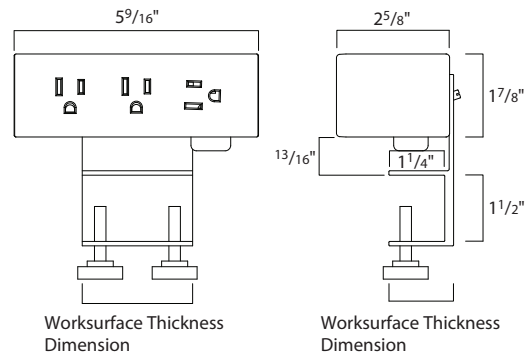
The under worksurface power distribution unit installs underneath Slim Leg HAD, and is a black steel box with optional four or six outlets.

## Clamp-on Power Configuration



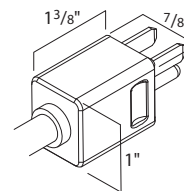
**Under worksurface PDU and clamp-on accessory** installs below and above the worksurface and has the following optional power configurations:

- 3 power
- 2 power, 1 USB-A
- 2 power, 1 USB-C (18W), 1 USB-A
- 2 power, 1 USB-C (60W)



**C-clamp** is designed to accommodate worksurfaces up to 1 1/2" thick.

## Standard NEMA 3-Prong Plug



**Surface Materials**

**Utility and clamp-on power standard plastic cord**

**Price group 1:**

- 6000 Black
- 6009 White

**Price group 2:**

- 6BD1 Aubergine
- 6BD2 Peacock
- 6BD3 Jungle
- 6BD4 Merlot
- 6BD5 Honey
- 6BD6 Lagoon
- 6BD7 Saffron

**Utility and clamp-on power braided cord**

- 9005 White Braided Cord Cover
- 9007 Sterling Braided Cord
- 9009 Black Braided Cord
- 9011 Seagull Braided Cord
- 9014 Black/White Stripe
- 9015 White Seagull Stripe
- 9016 Black/White Chevron
- 9017 Black/Sterling Chevron

**Actual Dimensions**

**Under Worksurface Power Distribution Unit (PDU)**

	<b>4-outlet</b>	<b>6-outlet</b>
<b>Depth</b>	2"	2"
<b>Width</b>	8 <sup>7</sup> / <sub>8</sub> "	11 <sup>7</sup> / <sub>8</sub> "
<b>Height</b>	2 <sup>1</sup> / <sub>2</sub> "	2 <sup>1</sup> / <sub>2</sub> "

**Clamp-on Accessory Power**

<b>Depth</b>	2 <sup>5</sup> / <sub>8</sub> "
<b>Width</b>	5 <sup>9</sup> / <sub>16</sub> "
<b>Height</b>	1 <sup>7</sup> / <sub>8</sub> "

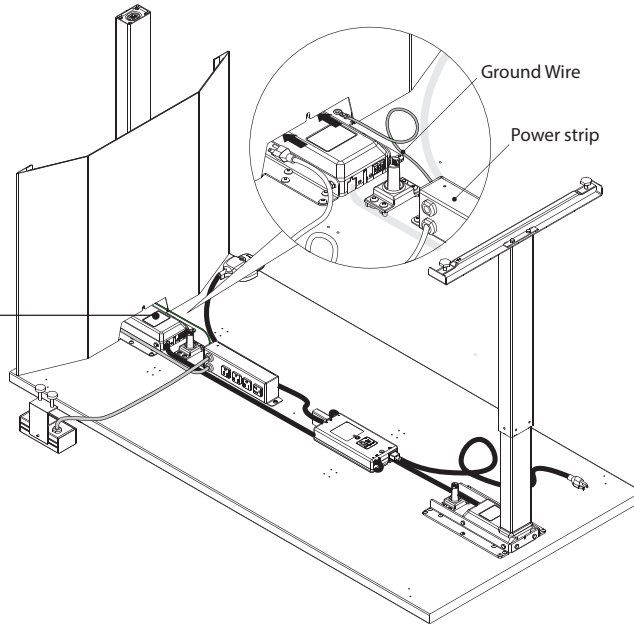
Underwriters Laboratory (UL) Listed. These products have been designed to meet U.S. and Canadian national electrical and energy codes and most local building codes. Local electrical codes vary, so consult with your local authority having jurisdiction as they have final say if the products as installed are compliant with local code.

**Certifications include:**

- cULus

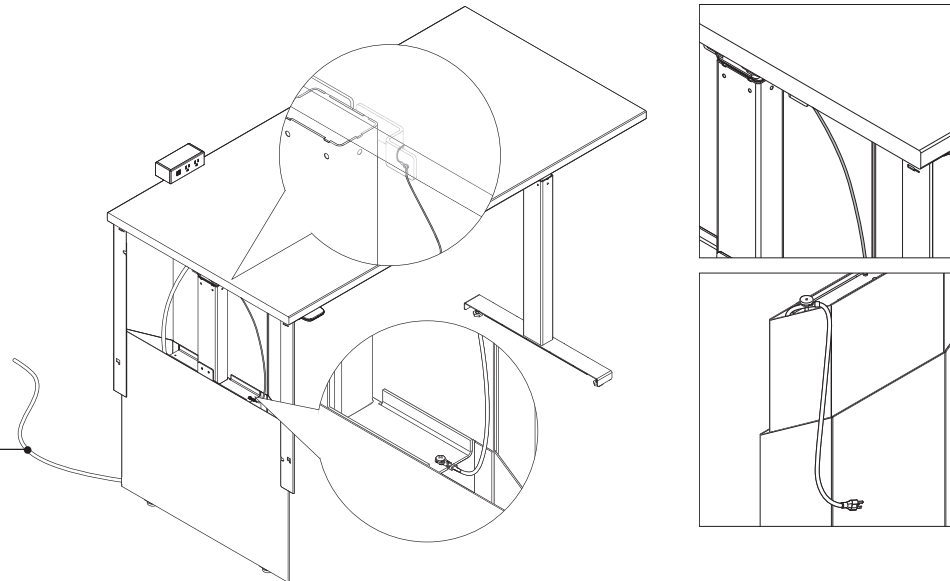
# Routing the Slim Leg HAD Power Strip Cord

The following images and statements depict the general process of grounding and routing the PDU power cord. For detailed information, please reference the Slim Leg HAD assembly directions.



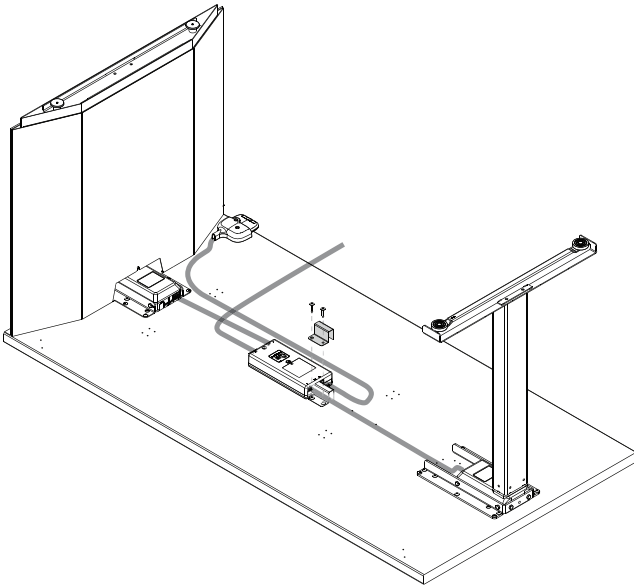
**Ground wire** that flows from the power strip to the shroud.

A **primary ground wire** connects and earths the upper shroud to the Slim Leg HAD PDU. A secondary ground wire connects and earths the lower shroud back to the Slim Leg HAD PDU. These ground wires run through the leg that routes power and are on the opposite side of the power cord.

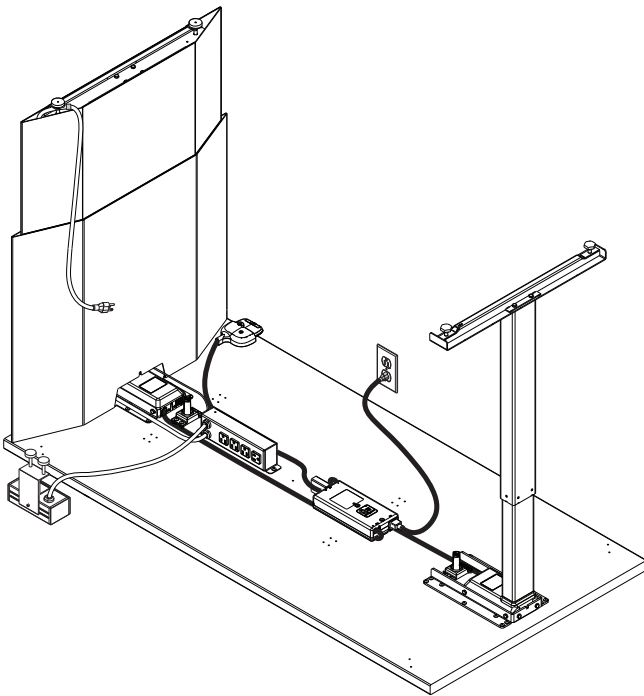


The **Slim Leg HAD PDU power cord** will exit the bottom of the shroud as shown.

**Power Schematic Without Concealed Power Capabilities**

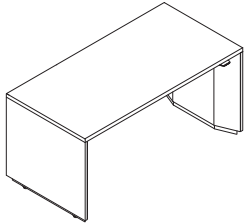


**Power Schematic With Concealed Power Capabilities**



# Slim Leg HAD

## Slim Leg HAD Freestanding



Tip: Modular width sizes are available only in SmartTools.

### Standard Includes

- Top: Low-Pressure Laminate price group 01
- End panel: Low-Pressure Laminate price group 01
- Modesty panel: Low-Pressure Laminate price group 01, if selected
- Edge: 3 mm edgeband on user's side or veneer edge to match top
- Column: paint
- Two shrouds: paint price group 01
- End cover: paint
- Cable tray: paint price group 01
- Active touch controller

### Options

Depth	28"	Price below
	29"	Price below
	30"	Price below
	34"	Price below
	35"	Price below
	36"	Price below
Top Surface Finish	Veneer Customiz Stain	No cost
	OLL Price Group 1	+\$102
	Laminate HPL Price Group 01	Price below
	Laminate HPL Price Group 02	Price below
	Laminate HPL Price Group 03	Price below
	Laminate LPL Price Group 01	Price below
	Veneer Full Fill	Price below
Veneer Price Group 01	Price below	
Veneer Price Group 03	Price below	
Grain Direction Top	Long Grain	No cost
	Short Grain	No cost
End Panel Finish	Veneer Customiz Stain	No cost
	OLL Price Group 1	+\$102
	Laminate HPL Price Group 01	Price below
	Laminate HPL Price Group 02	Price below
	Laminate HPL Price Group 03	Price below
	Laminate LPL Price Group 01	Price below
	Veneer Price Group 01	Price below
Veneer Price Group 03	Price below	
End Panel Grain Direction	Horizontal Grain Direction	No cost
	No Grain Direction	No cost
	Vertical Grain Direction	No cost
Shroud Finish	Paint Price Group 01	No cost
	Paint Price Group 02	+\$88
	Paint Price Group 03	+\$146
Cable Tray Finish	Paint Price Group 01	No cost
	Paint Price Group 02	+\$26
	Paint Price Group 03	+\$53
Controller	Active Touch Controller	No cost
	Simple Touch Controller	-\$74
Cable Cover Finish Group	Paint Price Group 01	No cost
	Paint Price Group 02	+\$21

Tip: Top grain direction defaults to long grain.

Tip: End panel grain direction defaults to vertical.

Tip: The cable tray is 2 5/8"H by 7 3/8"D. There is a 1/2" gap between the bottom of the surface and the top of the tray.

► **Product Information continued on next page**



# Slim Leg HAD

## Slim Leg HAD Freestanding

### ► Product Information continued from previous page

Options		
Cable Cover Finish Group	Paint Price Group 03	+\$39
Modesty Panel	No Modesty Panel	No cost
	Modesty Panel	Price below
Modesty Panel Finish	Veneer Customiz Stain	No cost
	OLL Price Group 1	+\$102
	Laminate HPL Price Group 01	Price below
	Laminate HPL Price Group 02	Price below
	Laminate HPL Price Group 03	Price below
	Laminate LPL Price Group 01	Price below
	Veneer Price Group 01	Price below
Modesty Panel Grain Direction	Veneer Price Group 03	Price below
	Horizontal Grain Direction	No cost
Scallop	Vertical Grain Direction	No cost
	No Scallop	No cost
Infeed Location	With Scallop	+\$32
	Inside Shroud	No cost
Cord Management	Outside Shroud	No cost
	No Cord Management	No cost
Power Configuration	With Vert Cable Magnet Cover	+\$100
	No Power	No cost
	Under Worksurface 4 Outlet	No cost
Clamp on Power Configuration	Under Worksurface 6 Outlet	+\$49
	Utility Power Only	+\$355
Clamp on Power Finish	Utility Power with Clamp-on	+\$667
	Plastic - PG1	No cost
Tamper Resistance	Plastic - PG2	+\$48
	No Tamper Resistance	No cost
Power Option	With Tamper Resistance	Utility Power Only: +\$57 Utility Power with Clamp-on: +\$85
	3 Power	No cost
	2 Power 1 USB A	+\$133
	2 Power 1 USB A + C	+\$377
Cord Length	2 Power 1 USB C	+\$397
	9 Feet (Chicago)	+\$24
Cord Type	10 Feet	+\$26
	Standard	No cost
Cord Color	Braided	+\$80
	Black	No cost
Power Cord Finish	White	No cost
	Braided Cord	No cost

### ► Product Information continued on next page

Tip: The cable tray finish defaults to 7360 Merle.

Tip: The standard active touch controller is Bluetooth-enabled to allow pairing with the Steelcase Rise app.

Tip: Modesty panel grain direction defaults to horizontal.

Tip: When selecting an inside shroud for infeed location, select no cord management for the cord management option. The cord management option is used when an outside shroud is selected, as the infeed location and a vertical magnetic cable manager is desired.

Tip: The vertical cable manager is magnetic. Do not slide cable manager against shroud once attached.

Tip: Standard cord is available in black or white only. Braided cord is available in several colors. The cord type that is chosen drives the available cord color choices.

# Slim Leg HAD

## Slim Leg HAD Freestanding

► Product Information continued from previous page

### Specification Information

Dimensions		Base Prices					
W	H	LPL	HPL	HPL 02	HPL 03	Veneer	Veneer 03
<b>End Panel</b>							
28", 29", or 30"	25 1/8"	No cost	+\$8	+\$26	+\$74	+\$912	+\$1353
34", 35", or 36"	25 1/8"	No cost	+\$9	+\$32	+\$87	+\$979	+\$1417

Dimensions		Modesty Panel Height		Base Prices					
W	W	H	H	LPL	HPL	HPL 02	HPL 03	Veneer	Veneer 03
Modular	Parametric	Modular	Parametric						

### 3/4" Thick Modesty Panel

Tip: Modesty panel width is driven by the worksurface width.

60"	60"	9"	9"	+\$353	+\$370	+\$385	+\$426	+\$860	+\$1243
66"	60 1/16"-66"	9"	9"	+\$364	+\$382	+\$397	+\$438	+\$884	+\$1308
72"	66 1/16"-72"	9"	9"	+\$372	+\$391	+\$404	+\$446	+\$906	+\$1372
78"	72 1/16"-78"	9"	9"	+\$384	+\$402	+\$417	+\$459	+\$934	+\$1442
84"	78 1/16"-84"	9"	9"	+\$392	+\$409	+\$425	+\$465	+\$961	+\$1514
60"	60"	12"	10"-12"	+\$360	+\$378	+\$400	+\$452	+\$876	+\$1259
66"	60 1/16"-66"	12"	10"-12"	+\$372	+\$391	+\$412	+\$463	+\$903	+\$1327
72"	66 1/16"-72"	12"	10"-12"	+\$379	+\$398	+\$420	+\$472	+\$925	+\$1390
78"	72 1/16"-78"	12"	10"-12"	+\$392	+\$409	+\$432	+\$484	+\$954	+\$1462
84"	78 1/16"-84"	12"	10"-12"	+\$398	+\$419	+\$440	+\$492	+\$981	+\$1534
60"	60"	15"	13"-15"	+\$367	+\$386	+\$414	+\$479	+\$896	+\$1287
66"	60 1/16"-66"	15"	13"-15"	+\$379	+\$398	+\$425	+\$489	+\$920	+\$1358
72"	66 1/16"-72"	15"	13"-15"	+\$387	+\$405	+\$433	+\$498	+\$943	+\$1424
78"	72 1/16"-78"	15"	13"-15"	+\$398	+\$419	+\$445	+\$511	+\$972	+\$1495
84"	78 1/16"-84"	15"	13"-15"	+\$405	+\$427	+\$455	+\$519	+\$1001	+\$1567
60"	60"	18"	16"-18"	+\$375	+\$393	+\$425	+\$505	+\$912	+\$1306
66"	60 1/16"-66"	18"	16"-18"	+\$386	+\$405	+\$438	+\$517	+\$940	+\$1378
72"	66 1/16"-72"	18"	16"-18"	+\$396	+\$415	+\$446	+\$525	+\$961	+\$1443
78"	72 1/16"-78"	18"	16"-18"	+\$405	+\$427	+\$460	+\$538	+\$993	+\$1515
84"	78 1/16"-84"	18"	16"-18"	+\$415	+\$436	+\$467	+\$546	+\$1021	+\$1588

► Product Information continued on next page

# Slim Leg HAD

## Slim Leg HAD Freestanding

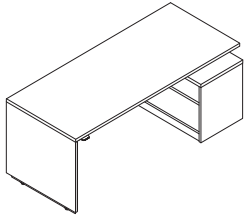
### Specification Information

Style Number	Dimensions			Base Prices						
	D	W Modular	W Parametric	LPL	HPL	HPL 02	HPL 03	Veneer	Veneer 03	Full-Fill Finish on Veneer 01
<b>Top</b>										
<b>SLHAD2S</b>	28", 29", or 30"	60"	60"	\$5121	\$5359	\$5383	\$5439	\$6251	\$6437	\$6324
	28", 29", or 30"	66"	60 1/16"–66"	\$5164	\$5403	\$5427	\$5483	\$6318	\$6522	\$6398
	28", 29", or 30"	72"	66 1/16"–72"	\$5205	\$5447	\$5470	\$5529	\$6380	\$6606	\$6467
	28", 29", or 30"	78"	72 1/16"–78"	\$5254	\$5497	\$5520	\$5579	\$6452	\$6699	\$6545
	28", 29", or 30"	84"	78 1/16"–84"	\$5281	\$5527	\$5549	\$5609	\$6501	\$6772	\$6603
<b>SLHAD2S</b>	34", 35", or 36"	60"	60"	\$5222	\$5464	\$5487	\$5546	\$6363	\$6549	\$6437
	34", 35", or 36"	66"	60 1/16"–66"	\$5265	\$5510	\$5532	\$5592	\$6431	\$6634	\$6511
	34", 35", or 36"	72"	66 1/16"–72"	\$5308	\$5555	\$5581	\$5637	\$6495	\$6723	\$6583
	34", 35", or 36"	78"	72 1/16"–78"	\$5355	\$5604	\$5629	\$5686	\$6568	\$6816	\$6661
	34", 35", or 36"	84"	78 1/16"–84"	\$5384	\$5636	\$5660	\$5718	\$6620	\$6889	\$6721

Slim Leg HAD

# Slim Leg HAD

## Slim Leg HAD Integrated Storage



Tip: Modesty panel grain direction defaults to horizontal.

Tip: Modular width sizes are available only in SmartTools.

Tip: Width is specifiable in 1/16" increments between 60"W and 84"W.

### Standard Includes

- Top: Low-Pressure Laminate price group 01
- End panel: Low-Pressure Laminate price group 01
- Modesty panel: Low-Pressure Laminate price group 01, if selected
- Edge: 3 mm edgeband on user's side or veneer edge to match top
- Column: paint
- One shroud: paint price group 01
- End cover: paint
- Cable tray: paint price group 01
- Active touch controller

### Options

Depth	28"	Price below
	29"	Price below
	30"	Price below
	34"	Price below
	35"	Price below
	36"	Price below
Top Surface Finish	Veneer Customiz Stain	No cost
	OLL Price Group 1	+\$102
	Laminate HPL Price Group 01	Price below
	Laminate HPL Price Group 02	Price below
	Laminate HPL Price Group 03	Price below
	Laminate LPL Price Group 01	Price below
	Veneer Full Fill	Price below
Veneer Price Group 01	Price below	
Veneer Price Group 03	Price below	
Grain Direction Top	Long Grain	No cost
	Short Grain	No cost
End Panel Finish	Veneer Customiz Stain	No cost
	OLL Price Group 1	+\$102
	Laminate HPL Price Group 01	Price below
	Laminate HPL Price Group 02	Price below
	Laminate HPL Price Group 03	Price below
	Laminate LPL Price Group 01	Price below
	Veneer Price Group 01	Price below
Veneer Price Group 03	Price below	
End Panel Grain Direction	Horizontal Grain Direction	No cost
	No Grain Direction	No cost
	Vertical Grain Direction	No cost
Shroud Finish	Paint Price Group 01	No cost
	Paint Price Group 02	+\$45
	Paint Price Group 03	+\$73
Cable Tray Finish	Paint Price Group 01	No cost
	Paint Price Group 02	+\$26
	Paint Price Group 03	+\$53
Controller	Active Touch Controller	No cost
	Simple Touch Controller	-\$74
Modesty Panel	No Modesty Panel	No cost
	Modesty Panel	Price below

Tip: The cable tray is 2 5/8"H by 7 3/8"D. There is a 1/2" gap between the bottom of the surface and the top of the tray.

► **Product Information continued on next page**

# Slim Leg HAD

## Slim Leg HAD Integrated Storage

### ► Product Information continued from previous page

Options		
Modesty Panel Finish	Veneer Customiz Stain	No cost
	OLL Price Group 1	+\$102
	Laminate HPL Price Group 01	Price below
	Laminate HPL Price Group 02	Price below
	Laminate HPL Price Group 03	Price below
	Laminate LPL Price Group 01	Price below
Modesty Panel Grain Direction	Veneer Price Group 01	Price below
	Veneer Price Group 03	Price below
	Horizontal Grain Direction	No cost
Modesty Panel Grain Direction	Vertical Grain Direction	No cost
	Scallop	No Scallop
Scallop	With Scallop	+\$32
	Pinch Point	1 Inch
2 Inches		No cost
Infeed Location	Inside Shroud	No cost
	Outside Shroud	No cost
Power Configuration	No Power	No cost
	Under Worksurface 4 Outlet	No cost
	Under Worksurface 6 Outlet	+\$49
Clamp on Power Configuration	Utility Power Only	+\$355
	Utility Power with Clamp-on	+\$667
Clamp on Power Finish	Plastic - PG1	No cost
	Plastic - PG2	+\$48
Tamper Resistance	No Tamper Resistance	No cost
	With Tamper Resistance	Utility Power Only: +\$57 Utility Power with Clamp-on: +\$85
Power Option	3 Power	No cost
	2 Power 1 USB A	+\$133
	2 Power 1 USB A + C	+\$377
	2 Power 1 USB C	+\$397
Cord Length	9 Feet (Chicago)	+\$24
	10 Feet	+\$26
Cord Type	Standard	No cost
	Braided	+\$80
Cord Color	Black	No cost
	White	No cost
Power Cord Finish	Braided Cord	No cost

### ► Product Information continued on next page

Tip: The cable tray finish defaults to 7360 Merle.

Tip: The standard active touch controller is Bluetooth-enabled to allow pairing with the Steelcase Rise app.

Tip: A 2" pinch point is preferred when a tackboard or panel is mounted to the wall on the storage side of the height-adjustable desk.

Tip: When selecting an inside shroud for infeed location, select no cord management for the cord management option. The cord management option is used when an outside shroud is selected, as the infeed location and a vertical magnetic cable manager is desired.

Tip: Standard cord is available in black or white only. Braided cord is available in several colors. The cord type that is chosen drives the available cord color choices.

# Slim Leg HAD

## Slim Leg HAD Integrated Storage

► Product Information continued from previous page

### Specification Information

Dimensions		Base Prices					
W	H	LPL	HPL	HPL 02	HPL 03	Veneer	Veneer 03

#### End Panel

28", 29", or 30"	25 1/8"	No cost	+\$3	+\$15	+\$37	+\$457	+\$676
34", 35", or 36"	25 1/8"	No cost	+\$4	+\$17	+\$45	+\$488	+\$709

#### Dimensions

Worksurface Width		Modesty Panel Height		Base Prices					
W	W	H	H	LPL	HPL	HPL 02	HPL 03	Veneer	Veneer 03
Modular	Parametric	Modular	Parametric						

#### 3/4" Thick Modesty Panel - Partial

Tip: Modesty panel width is driven by the worksurface width.

60"	60"	9"	9"	+\$346	+\$363	+\$376	+\$407	+\$844	+\$1139
66"	60 1/16"-66"	9"	9"	+\$358	+\$376	+\$387	+\$420	+\$868	+\$1207
72"	66 1/16"-72"	9"	9"	+\$364	+\$384	+\$396	+\$427	+\$888	+\$1270
78"	72 1/16"-78"	9"	9"	+\$376	+\$395	+\$405	+\$438	+\$916	+\$1339
84"	78 1/16"-84"	9"	9"	+\$384	+\$402	+\$415	+\$446	+\$943	+\$1409
60"	60"	12"	10"-12"	+\$353	+\$370	+\$386	+\$428	+\$860	+\$1158
66"	60 1/16"-66"	12"	10"-12"	+\$364	+\$382	+\$398	+\$441	+\$884	+\$1224
72"	66 1/16"-72"	12"	10"-12"	+\$372	+\$391	+\$405	+\$448	+\$906	+\$1287
78"	72 1/16"-78"	12"	10"-12"	+\$384	+\$402	+\$419	+\$461	+\$934	+\$1358
84"	78 1/16"-84"	12"	10"-12"	+\$392	+\$409	+\$426	+\$469	+\$961	+\$1428
60"	60"	15"	13"-15"	+\$360	+\$378	+\$400	+\$452	+\$876	+\$1183
66"	60 1/16"-66"	15"	13"-15"	+\$372	+\$391	+\$412	+\$463	+\$903	+\$1250
72"	66 1/16"-72"	15"	13"-15"	+\$379	+\$398	+\$420	+\$472	+\$925	+\$1317
78"	72 1/16"-78"	15"	13"-15"	+\$392	+\$409	+\$432	+\$484	+\$954	+\$1389
84"	78 1/16"-84"	15"	13"-15"	+\$398	+\$419	+\$440	+\$492	+\$981	+\$1463
60"	60"	18"	16"-18"	+\$367	+\$386	+\$412	+\$475	+\$896	+\$1201
66"	60 1/16"-66"	18"	16"-18"	+\$379	+\$398	+\$423	+\$487	+\$920	+\$1269
72"	66 1/16"-72"	18"	16"-18"	+\$387	+\$405	+\$432	+\$495	+\$943	+\$1336
78"	72 1/16"-78"	18"	16"-18"	+\$398	+\$419	+\$444	+\$508	+\$972	+\$1408
84"	78 1/16"-84"	18"	16"-18"	+\$405	+\$427	+\$453	+\$517	+\$1001	+\$1482

► Product Information continued on next page

# Slim Leg HAD

## Slim Leg HAD Integrated Storage

► Product Information continued from previous page

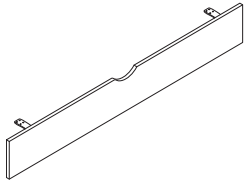
### Specification Information

Style Number	Dimensions			Base Prices						
	D	W Modular	W Parametric	LPL	HPL	HPL 02	HPL 03	Veneer	Veneer 03	Full-Fill Finish on Veneer 01
<b>Top</b>										
<b>SLHAD1S</b>	28", 29", or 30"	60"	60"	\$4055	\$4241	\$4265	\$4322	\$5172	\$5356	\$5245
	28", 29", or 30"	66"	60 1/16"–66"	\$4097	\$4284	\$4311	\$4365	\$5237	\$5426	\$5317
	28", 29", or 30"	72"	66 1/16"–72"	\$4142	\$4332	\$4357	\$4415	\$5303	\$5512	\$5390
	28", 29", or 30"	78"	72 1/16"–78"	\$4187	\$4380	\$4404	\$4462	\$5372	\$5604	\$5466
	28", 29", or 30"	84"	78 1/16"–84"	\$4215	\$4411	\$4435	\$4492	\$5423	\$5678	\$5523
<b>SLHAD1S</b>	34", 35", or 36"	60"	60"	\$4134	\$4324	\$4349	\$4407	\$5260	\$5447	\$5332
	34", 35", or 36"	66"	60 1/16"–66"	\$4177	\$4370	\$4394	\$4452	\$5327	\$5535	\$5405
	34", 35", or 36"	72"	66 1/16"–72"	\$4220	\$4416	\$4440	\$4497	\$5392	\$5621	\$5477
	34", 35", or 36"	78"	72 1/16"–78"	\$4267	\$4464	\$4488	\$4545	\$5462	\$5713	\$5554
	34", 35", or 36"	84"	78 1/16"–84"	\$4298	\$4496	\$4520	\$4578	\$5516	\$5791	\$5617

Slim Leg HAD

# Slim Leg HAD

## Slim Leg HAD Modesty Panel



Tip: Modesty panel height should be specified in 1" increments between 9" and 18".

Tip: Partial modesty panel is for use with Slim Leg HAD integrated storage.

Tip: Full modesty panel is for use with Slim Leg HAD freestanding.

Tip: Modesty panel grain direction defaults to horizontal.

### Standard Includes

- Modesty panel: Low-Pressure Laminate price group 01
- Edge: 3 mm edgeband on user's side or veneer edge to match top

### Options

Modesty Panel Finish	Veneer Customiz Stain OLL Price Group 1 Laminate HPL Price Group 01 Laminate HPL Price Group 02 Laminate HPL Price Group 03 Laminate LPL Price Group 01 Veneer Price Group 01 Veneer Price Group 03	No cost +\$102 Price below Price below Price below Price below Price below
Inset	Full Partial	Price below Price below
Modesty Panel Grain Direction	Horizontal Grain Direction Vertical Grain Direction	No cost No cost
Scallop	No Scallop With Scallop	No cost +\$32

### Specification Information

Style Number	Dimensions		Modesty Panel Height		Base Prices					
	W Modular	W Parametric	H Modular	H Parametric	LPL	HPL	HPL 02	HPL 03	Veneer	Veneer 03

### 3/4" Thick Modesty Panel - Full

For use with Slim Leg HAD Freestanding

Tip: Modesty panel width is determined by worksurface plan width.

<b>SLHMOD</b>	60"	60"	9"	9"	\$353	\$370	\$385	\$426	\$860	\$1243
	66"	60 1/16"-66"	9"	9"	\$364	\$382	\$397	\$438	\$884	\$1308
	72"	66 1/16"-72"	9"	9"	\$372	\$391	\$404	\$446	\$906	\$1372
	78"	72 1/16"-78"	9"	9"	\$384	\$402	\$417	\$459	\$934	\$1442
	84"	78 1/16"-84"	9"	9"	\$392	\$409	\$425	\$465	\$961	\$1514
<b>SLHMOD</b>	60"	60"	12"	10"-12"	\$360	\$378	\$400	\$452	\$876	\$1259
	66"	60 1/16"-66"	12"	10"-12"	\$372	\$391	\$412	\$463	\$903	\$1327
	72"	66 1/16"-72"	12"	10"-12"	\$379	\$398	\$420	\$472	\$925	\$1390
	78"	72 1/16"-78"	12"	10"-12"	\$392	\$409	\$432	\$484	\$954	\$1462
	84"	78 1/16"-84"	12"	10"-12"	\$398	\$419	\$440	\$492	\$981	\$1534

► Product Information continued on next page



# Slim Leg HAD

## Slim Leg HAD Modesty Panel

► Product Information continued from previous page

### Specification Information

Style Number	Dimensions		Modesty Panel Height		Base Prices					
	Worksurface Width		H	H	LPL	HPL	HPL 02	HPL 03	Veneer	Veneer 03
	W	W								

### 3/4" Thick Modesty Panel - Full

For use with Slim Leg HAD Freestanding

Tip: Modesty panel width is determined by worksurface plan width.

<b>SLHMOD</b>	60"	60"	15"	13"-15"	\$367	\$386	\$414	\$479	\$896	\$1287
	66"	60 1/16"-66"	15"	13"-15"	\$379	\$398	\$425	\$489	\$920	\$1358
	72"	66 1/16"-72"	15"	13"-15"	\$387	\$405	\$433	\$498	\$943	\$1424
	78"	72 1/16"-78"	15"	13"-15"	\$398	\$419	\$445	\$511	\$972	\$1495
	84"	78 1/16"-84"	15"	13"-15"	\$405	\$427	\$455	\$519	\$1001	\$1567
<b>SLHMOD</b>	60"	60"	18"	16"-18"	\$375	\$393	\$425	\$505	\$912	\$1306
	66"	60 1/16"-66"	18"	16"-18"	\$386	\$405	\$438	\$517	\$940	\$1378
	72"	66 1/16"-72"	18"	16"-18"	\$396	\$415	\$446	\$525	\$961	\$1443
	78"	72 1/16"-78"	18"	16"-18"	\$405	\$427	\$460	\$538	\$993	\$1515
	84"	78 1/16"-84"	18"	16"-18"	\$415	\$436	\$467	\$546	\$1021	\$1588

Style Number	Dimensions		Modesty Panel Width		Base Prices					
	Worksurface Width		H	H	LPL	HPL	HPL 02	HPL 03	Veneer	Veneer 03
	W	W								

### 3/4" Thick Modesty Panel - Partial

For use with Slim Leg HAD Integrated Storage

Tip: Modesty panel width is determined by worksurface plan width.

<b>SLHMOD</b>	60"	60"	9"	9"	\$346	\$363	\$376	\$407	\$844	\$1139
	66"	60 1/16"-66"	9"	9"	\$358	\$376	\$387	\$420	\$868	\$1207
	72"	66 1/16"-72"	9"	9"	\$364	\$384	\$396	\$427	\$888	\$1270
	78"	72 1/16"-78"	9"	9"	\$376	\$395	\$405	\$438	\$916	\$1339
	84"	78 1/16"-84"	9"	9"	\$384	\$402	\$415	\$446	\$943	\$1409

► Product Information continued on next page

# Slim Leg HAD

## Slim Leg HAD Modesty Panel

► Product Information continued from previous page

### Specification Information

Style	Dimensions		Modesty Panel Width		Base Prices					
	W Modular	W Parametric	H Modular	H Parametric	LPL	HPL	HPL 02	HPL 03	Veneer	Veneer 03

### 3/4" Thick Modesty Panel - Partial

For use with Slim Leg HAD Integrated Storage

*Tip: Modesty panel width is determined by worksurface plan width.*

<b>SLHMOD</b>	60"	60"	12"	10"-12"	\$353	\$370	\$386	\$428	\$860	\$1158
	66"	60 1/16"-66"	12"	10"-12"	\$364	\$382	\$398	\$441	\$884	\$1224
	72"	66 1/16"-72"	12"	10"-12"	\$372	\$391	\$405	\$448	\$906	\$1287
	78"	72 1/16"-78"	12"	10"-12"	\$384	\$402	\$419	\$461	\$934	\$1358
	84"	78 1/16"-84"	12"	10"-12"	\$392	\$409	\$426	\$469	\$961	\$1428
<b>SLHMOD</b>	60"	60"	15"	13"-15"	\$360	\$378	\$400	\$452	\$876	\$1183
	66"	60 1/16"-66"	15"	13"-15"	\$372	\$391	\$412	\$463	\$903	\$1250
	72"	66 1/16"-72"	15"	13"-15"	\$379	\$398	\$420	\$472	\$925	\$1317
	78"	72 1/16"-78"	15"	13"-15"	\$392	\$409	\$432	\$484	\$954	\$1389
	84"	78 1/16"-84"	15"	13"-15"	\$398	\$419	\$440	\$492	\$981	\$1463
<b>SLHMOD</b>	60"	60"	18"	16"-18"	\$367	\$386	\$412	\$475	\$896	\$1201
	66"	60 1/16"-66"	18"	16"-18"	\$379	\$398	\$423	\$487	\$920	\$1269
	72"	66 1/16"-72"	18"	16"-18"	\$387	\$405	\$432	\$495	\$943	\$1336
	78"	72 1/16"-78"	18"	16"-18"	\$398	\$419	\$444	\$508	\$972	\$1408
	84"	78 1/16"-84"	18"	16"-18"	\$405	\$427	\$453	\$517	\$1001	\$1482

# Slim Leg HAD

## Slim Leg HAD Vertical Cable Manager



### Standard Includes

- Cable cover: paint price group 01

### Options

Cable Cover Finish Group	Paint Price Group 01	No cost
	Paint Price Group 02	+\$21
	Paint Price Group 03	+\$39

### Specification Information

Dimensions			Style	Base
D	W	H	Number	Price

### Slim Leg HAD Vertical Cable Manager

2 3/4"	1 1/8"	24 1/8"	<b>SLHVCM</b>	\$100
--------	--------	---------	---------------	-------

Slim Leg HAD



---

# Convene



## Statement of Line **198**



### Product Details

Conference Tables and Coordinating Furniture	<b>202</b>
Conference Tables	<b>204</b>
Contemporary-Style Coordinating Furniture	<b>208</b>
Transitional-Style Coordinating Furniture	<b>209</b>

### Application Topics

Convene Credenza Dimensions	<b>210</b>
Conference Table Top and Base Combinations	<b>212</b>
Convene Base Locations	<b>224</b>
Power and Communication Accessory Locations	<b>230</b>
Availability of Conference Top Options	<b>234</b>
Specifying Conference Top Options	<b>238</b>



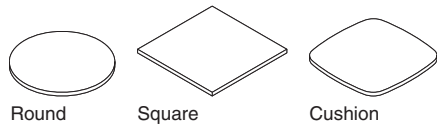
### Specifying

Wood Conference Table Tops	<b>241</b>
Laminate Conference Table Tops	<b>252</b>
Bases for Conference Tables	<b>264</b>
Power and Communication Accessories	<b>272</b>
Contemporary-Style Furniture	<b>274</b>
Transitional-Style Furniture	<b>282</b>
Convene Edge Profile Samples	<b>286</b>
Transitional-Style Wallboards	<b>287</b>

# Statement of Line

Convene

## Conference Tables and Bases

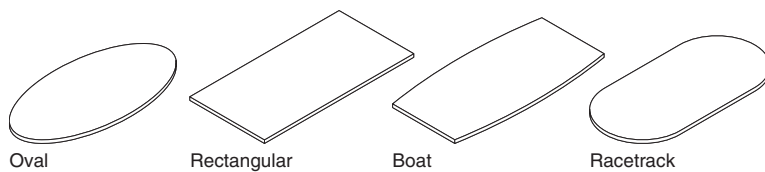


Understanding  
 ▶ Page 204  
 Specifying  
 ▶ Pages 241–243,  
 252–254

### Round, Square, and Cushion Table Tops

	36"W	42"W	48"W	54"W	60"W	66"W	72"W
36"D	● ■						
42"D		● ■					
48"D			● ■				
54"D				● ■			
60"D					● ■		
66"D						●	
72"D							●

● = Round ■ = Square and Cushion



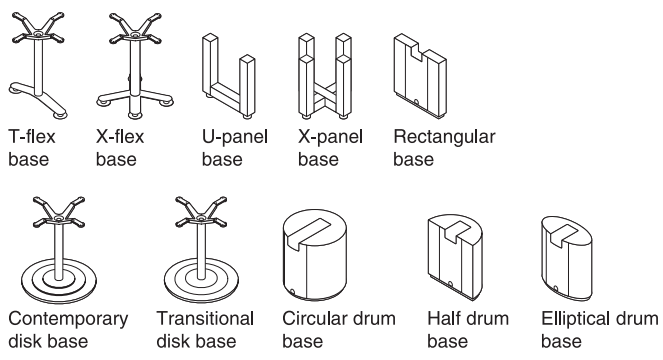
Understanding  
 ▶ Page 204  
 Specifying  
 ▶ Pages 244–250,  
 256–262

### Oval, Rectangular, Boat-Shape, and Racetrack Tops

	60"W	66"W	72"W	84"W	96"W	108"W	120"W	144"W	168"W	192"W	216"W
36"D	● ■	● ■	● ■	● ■							
42"D			● ■	● ■	● ■	● ■					
48"D				■	● ■	● ■	● ■	● ■			
54"D						● ■	● ■	● ■	■		
60"D							● ■	● ■	● ■	■	■
66"D								● ■	● ■	● ■	■
72"D									● ■	● ■	● ■

● = Oval ■ = Rectangular, Boat-Shape, and Racetrack

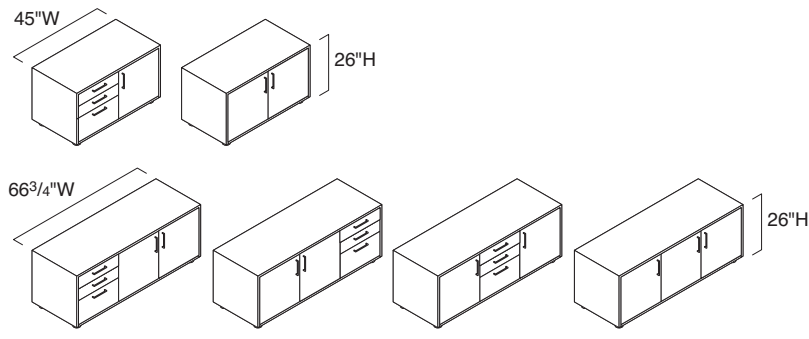
### Conference Tables and Bases, continued



Understanding  
 ▶ Page 204  
 Specifying  
 ▶ Pages 264–271

### Conference Table Bases

### Contemporary-Style Coordinating Furniture



Understanding  
 ▶ Page 208  
 Specifying  
 ▶ Page 274

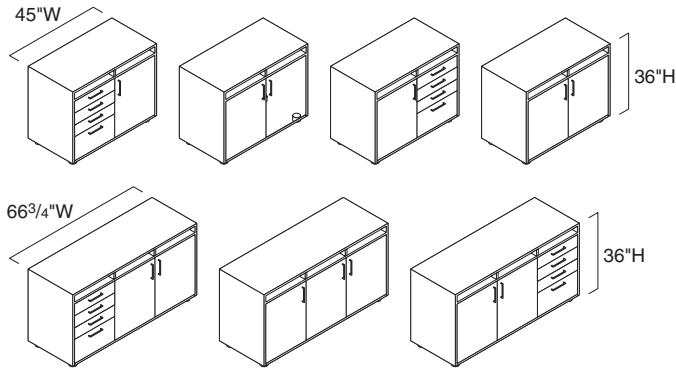
### Storage Credenzas

	45\"/>
24\"/>	



Conference

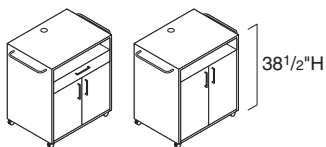
### Contemporary-Style Coordinating Furniture, continued



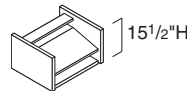
Understanding  
 ▶ Page 208  
 Specifying  
 ▶ Page 276

### Buffet-Height Credenzas

	45\"/>
24\"/>	



Understanding  
 ▶ Page 208  
 Specifying  
 ▶ Page 278



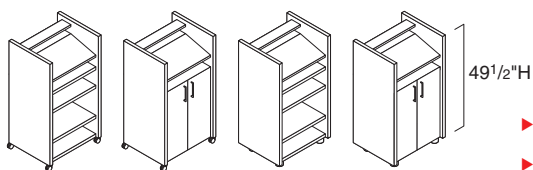
Understanding  
 ▶ Page 208  
 Specifying  
 ▶ Page 280

### Media Carts

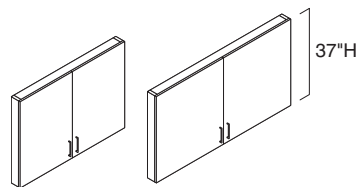
	32\"/>
24\"/>	

### Table Top Lectern

	25\"/>
22\"/>	



Understanding  
 ▶ Page 208  
 Specifying  
 ▶ Page 280



Understanding  
 ▶ Page 209  
 Specifying  
 ▶ Page 287

### Full-Height Lecterns

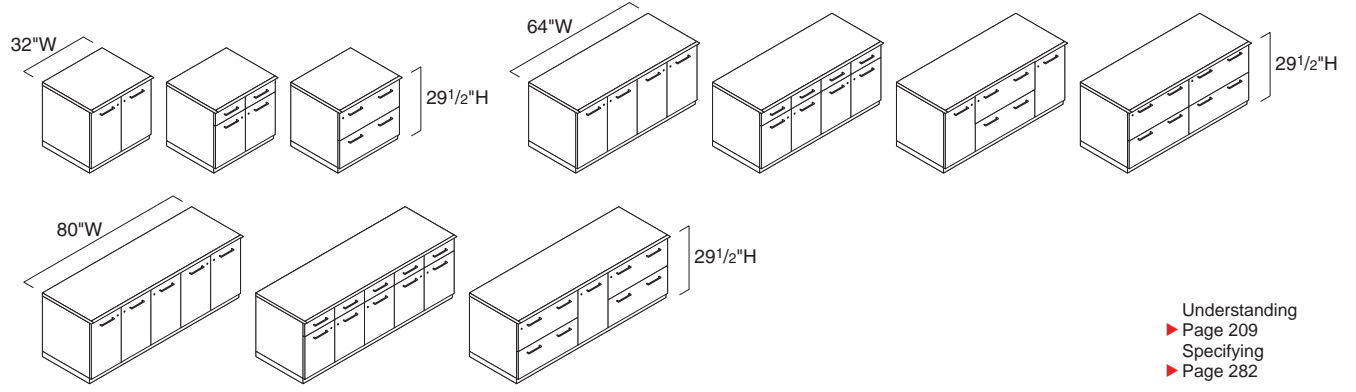
	25\"/>
22\"/>	

### Transitional-Style Wallboards

	56\"/>
5\"/>	



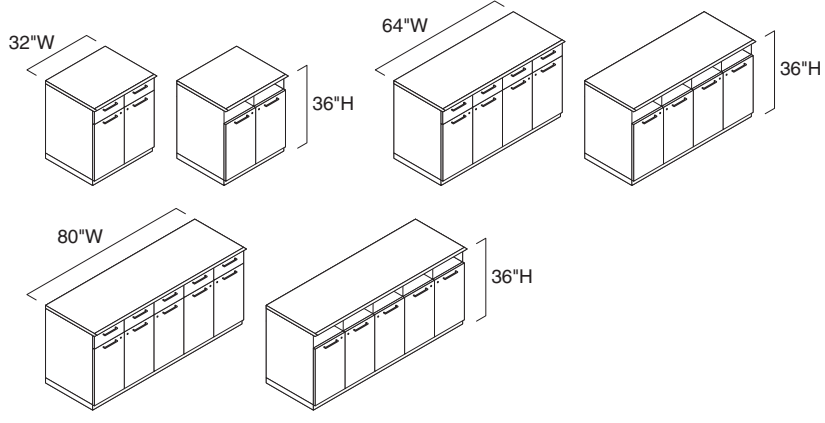
### Transitional-Style Coordinating Furniture



Understanding  
 ▶ Page 209  
 Specifying  
 ▶ Page 282

### Storage Credenzas

	32"W	64"W	80"W
25 1/4"D	●	●	●



Understanding  
 ▶ Page 209  
 Specifying  
 ▶ Page 284

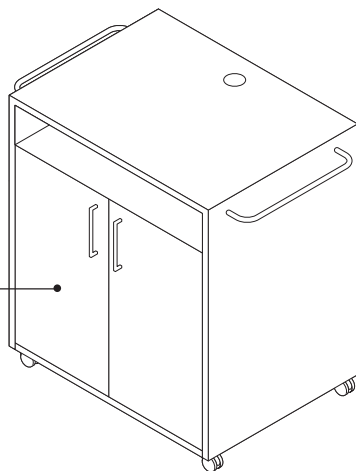
### Buffet-Height Credenzas

	32"W	64"W	80"W
25 1/4"D	●	●	●

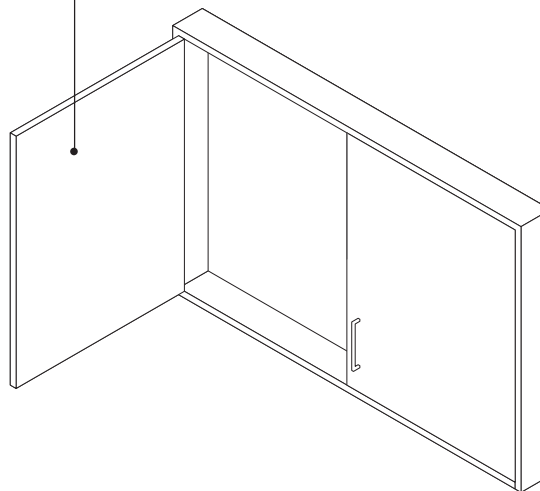
# Convene Conference Tables and Coordinating Furniture

**Convene coordinating furniture** matches the aesthetic of the Convene conference tables and is ideal for use in conference rooms and large offices. Two furniture styles are available: Contemporary and Transitional.

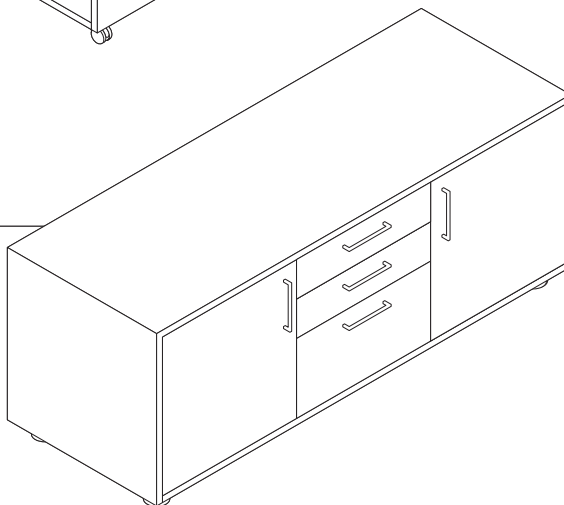
**Media carts** are available with drawers, open shelves, and double doors in three configurations. 2½"-round grommet is standard in cart top.



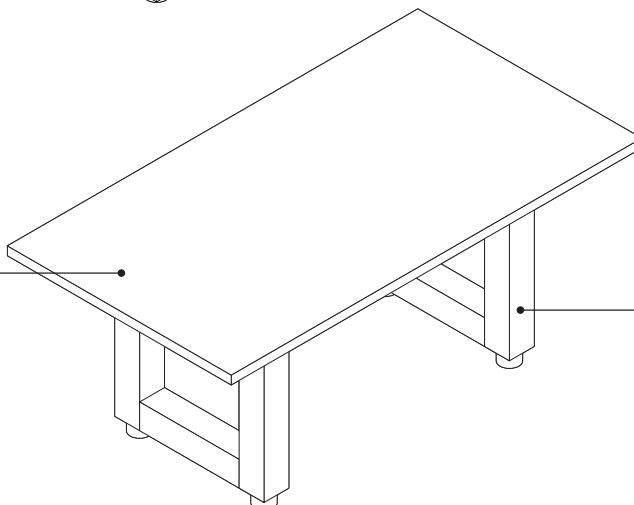
**Wallboard** is available 56"W and 70"W. Doors open 180° and the interior writing surface accommodates dry-erase markers.



**Storage credenzas** are available in various door and file drawer configurations. Buffet-height credenzas are also available. Translucent glass doors are available as an option on Contemporary-style furniture only. Locks are standard factory-installed, keyed random. ▶ *Lock and Keying*, page 478



**Conference tables** are available in a wide variety of table top and base combinations. ▶ See *Conference Table Top and Base Combinations*, page 212.



**Table bases** are available in eleven styles. Various sizes are available in both metal and wood. All bases accommodate cords and cables to bring power and data to the worksurface.

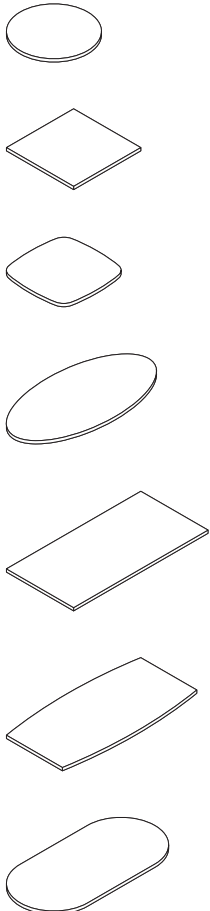


# Convene Conference Tables

**Convene table collection** allows tops and bases that are combined to create a wide variety of conference tables with numerous power and communication options.

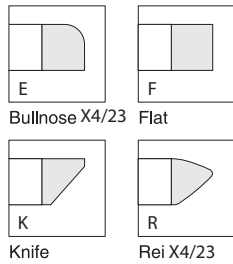
## Product Details

**Conference tables** include a top and bases that are ordered separately and combined in the field. Conference tables are 29"H. *Tip: Use the Conference Table Top and Base Combinations matrix to determine the type and number of bases you need to order for the table you choose.* ▶Page 212

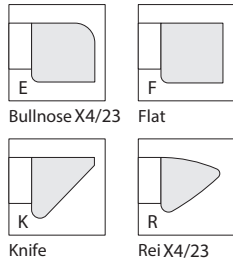


**Seven conference table tops** are available in a variety of sizes.

## Standard Edge Profiles



## Large Edge Profiles



**Four edge profiles** are available on table tops. To keep the proportions of edge profile and table size visually consistent, tables over a certain size receive a larger edge profile. Standard edge profile is 1¼"D x 1⅜"H, large edge profile is 1⅞"D x 1⅞"H. Edge profiles are solid wood.

**Bullnose edge** coordinates with the bullnose edge on Elective Elements.

**Solid wood edge profiles** are achieved by adding a specially shaped wood edge to table tops. Both wood and laminate table tops have solid wood edge profiles.

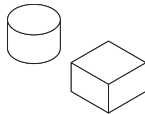
**Solid wood edge profile finishes** will not be an exact match to wood grain laminates. We highly recommend ordering physical samples to understand visual differences.

**Grain direction** on wood veneer tops runs the width on all tops up to 72"W. Grain direction runs the depth on all tops 84"W or wider.

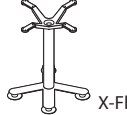
**Directional laminates** run the width on all tops up to 60"D. Directional laminates run the depth on tops 66"D or deeper.

**Conference table bases** are available in nine styles—T-flex, X-flex, U-panel, X-panel, rectangular panel, circular drum, elliptical drum, and half drum. Not all bases can be used on all table tops.

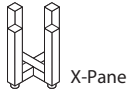
▶See *Conference Table Top and Base Combinations* matrix, pages 212–223.



**Cylinder and square feet** are available on certain conference table bases.



**Metal T-flex and X-flex bases** are available 24"W and 30"W.



**U-panel and X-panel bases** are available 24"W, 30"W, and 36"W. U- and X-panel bases are wood and standard with cylinder feet. Square feet are available as an option.



Rectangular with recessed toe kick



Rectangular with wood molding

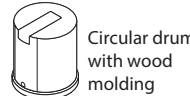
**Rectangular panel bases** are available 24"W, 30"W, and 36"W. Rectangular panel bases are wood and available with a recessed toe kick plate in a metallic or black finish, cylinder feet, square feet, or with wood molding.



**Freestanding table base** is available 28"W.



Circular drum with recessed toe kick



Circular drum with wood molding

**Circular drum bases** are available 24"W, 30"W, and 36"W. Circular drum bases are wood and available with a recessed toe kick plate in a metallic or black finish or with wood molding.



Half drum with recessed toe kick



Half drum with wood molding

**Half drum bases** are available 24"W, 30"W, and 36"W. Half drum bases are wood and available with a recessed toe kick plate in a metallic or black finish or with wood molding.



Elliptical with recessed toe kick



Elliptical with wood molding

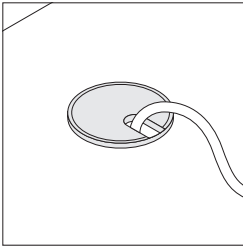
**Elliptical drum bases** are available 24"W, 30"W, and 36"W. Elliptical drum bases are wood and available with a recessed toe kick plate in a metallic or black finish, or with wood molding.

**Leveling glides** adjust to install tables on uneven floors. Leveling glides are standard on all bases.

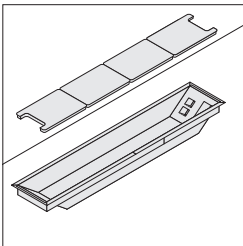
## Connections

**Conference table combinations** require a certain size and number of bases to support a specific top. ▶Page 212

**Wiring & Cabling**

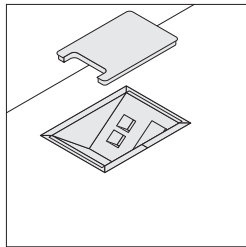


**2 1/2"-round grommets** are available factory installed on conference tables to allow cords and cables to pass through the top.



**Power channels** are available in the table top to provide lay-in cable routing and access to electrical outlets and voice and data receptacles. Technology covers are included to conceal outlets and receptacles. Tables can accommodate one or two power channels depending on table dimensions. Power channels are standard with a conduit and must be hardwired in the field.

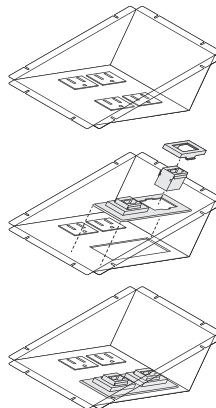
*Tip: Power channels cannot be used on any table supported with an X-panel base.*  
▶ See Availability of Conference Top Options, page 234.



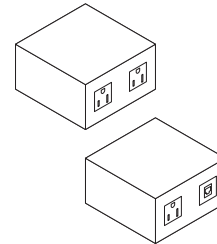
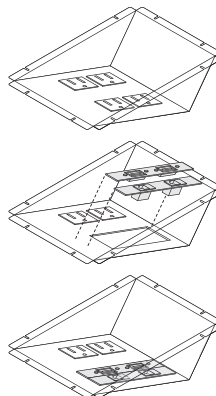
**Power units** are available in the table top to provide access to electrical outlets and voice and data receptacles. Technology covers are included to conceal outlets and receptacles. Tables can accommodate one, two, four or six power units depending on table dimensions. Power units are standard with a conduit and must be hardwired in the field.

*Tip: Power units cannot be used on any table supported with T-flex, or X-flex bases.*  
▶ See Availability of Conference Top Options, page 234.

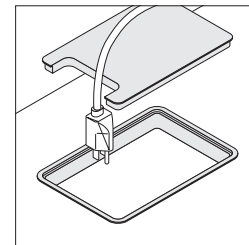
**Power channels and power units have** an opening for data that can be filled. The first method is two simplex voice/data jacks (customer supplied).



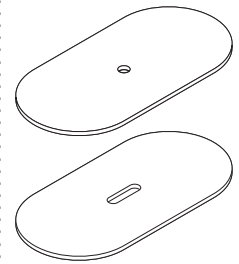
The second method is two single space Extron Electronics Architectural Adapter Plates (AAPs) for data solutions. These are supplied by the customer and can be used in any combination.



**Power boxes and power/communication boxes** are available to provide additional electrical outlets and voice and data receptacles where needed. They can be used under table tops, in media, and lecterns.



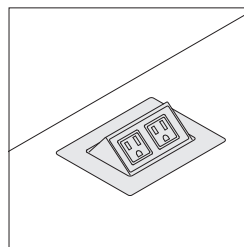
**Removable wire access covers** on power channels and power units allow cords and cables to pass through the table top. The cover, when replaced, holds cords in place.



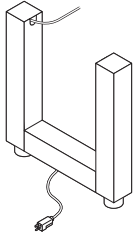
**Factory-cut holes for power and communication spheres and ports** are available as options on conference table tops. Tables can accommodate one, two, or four holes depending on table dimensions. Power and communication spheres and ports must be specified separately.  
▶ See Availability of Conference Top Options, page 234.

**Decorative round and oval port covers** snap on to the plastic cover that ships standard with the ports. Covers are metal and available in two metallic finishes.

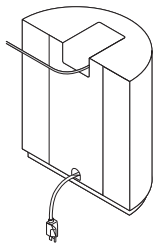
**Power and Communication Accessory Locations**  
▶ Page 230



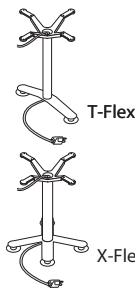
**Flip up power unit** provides two electrical outlets at worksurface height. Power unit is flush with worksurface when not in use. It has a 6' power cord with grounded plug. This is field-installed only.



**X-panel and U-panel bases** can accommodate cords and cables through cutouts in the top and cavities that run all the way through to the floor.



**Rectangle panel, half drum, elliptical drum, and round drum bases** can accommodate cords and cables through a wire access cavity with a removable panel. A hole is standard in the bottom of the half drum, elliptical drum, and round drum for direct access to floor monuments.



**T-flex and X-flex bases** can accommodate cords and cables routed through the center and out through an opening in the bottom.

### Surface Materials

#### Top

- Wood veneer
- Laminate
- Customiz stain (optional on wood)
- Full-fill finish (optional on wood)

#### Edge profile

- Solid wood on wood and laminate tops
  - Customiz stain (optional on laminate tops)
- \*Solid wood edge profile finishes will not be an exact match to wood grain laminates. We highly recommend ordering physical samples to understand visual differences.*

#### T- and X-flex bases

- 0835 Black
- 4799 Platinum
- 8042 Brushed Aluminum (optional)

#### U-, X- and rectangular panel bases

- Wood\*
  - Customiz stain (optional)
- \*With the exception of oak, wood bases use flat-cut veneers. Oak bases always use rift-cut veneers.*

#### Freestanding table base

- 4799 Platinum
- 7207 Black

#### Circular, half and elliptical drum bases

- Wood\*
  - Customiz stain (optional)
- \*With the exception of oak, wood bases use flat-cut veneers. Oak bases always use rift-cut veneers.*

#### Cylinder and square feet

- 0835 Black
- 4799 Platinum
- 8042 Brushed Aluminum (optional)

#### Toe kick plate

- 0835 Black
- 8042 Brushed Aluminum (optional)
- 8046 Polished Aluminum (optional)

#### Grommets

- 0835 Black
- 4799 Platinum Metallic
- 9201 Polished Chrome
- 9211 Nickel

#### Technology covers

- Solid surface
  - 2868 Cameo White Low Gloss
  - 2869 Nocturne Black Low Gloss

#### Power channel and power unit sleeves

- 0835 Black
- 4799 Platinum

#### Round and oval port caps

- 9201 Polished Chrome
- 9211 Nickel

#### Leveling glides

- Black only

**9201 Polished Chrome and 8046 Polished Aluminum** are visually very similar and work well together for coordination of finishes.

#### Wood touch-up kits

- Available in specific finishes for field repairs
- ▶ Page 480

### Application Topics

**Conference tables** are shipped knocked down and are assembled in the field. All conference table tops ship as one piece with the following exceptions:

#### The following table tops are shipped in two pieces:

- 66" and 72" diameter round tops
- 54"D x 144"W oval tops
- 60"D x 144"W/168"W oval tops
- 48"D x 144"W rectangular, boat-shape, and racetrack tops
- 54"D x 144"W/168"W rectangular, boat-shape, and racetrack tops
- 60"D x 144"W/168"W/192"W/216"W rectangular, boat-shape, and racetrack tops

#### The following table tops are shipped in three pieces:

- 66"D x 144"W/168"W, 72"W x 168"W/ oval tops
- 66"D x 144"W/168"W rectangular, boat-shape, and racetrack tops
- 72"D x 168"W rectangular, boat-shape, and racetrack tops

#### The following table tops are shipped in four pieces:

- 66"D x 192"W, 72"D x 192"W/216"W oval tops
- 66"D x 192"W/216"W rectangular, boat-shape, and racetrack tops
- 72"W x 192"W/216"W rectangular, boat-shape, and racetrack tops

## Actual Dimensions

### Conference Table Tops

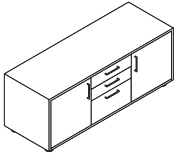
Table top thickness	1 <sup>3</sup> / <sub>8</sub> "
Round table top diameter	36", 42", 48", 54", 60", 66", or 72"
Square and cushion table top depth and width	36", 42", 48", 54", or 60"
Oval table top depth	36", 42", 48", 54", 60", 66", or 72"
Oval table top width	60", 66", 72", 84", 96", 108", 120", 144", 168", 192", or 216"
Rectangular and racetrack table top depth	36", 42", 48", 54", 60", 66", or 72"
Boat-shape table top depth	30"/36", 36"/42", 41"/48", 46"/54", 51"/60", 56"/66", or 61"/72"
Rectangular, boat-shape, and racetrack table top width	60", 66", 72", 84", 96", 108", 120", 144", 168", 192", or 216"

### Conference Table Bases

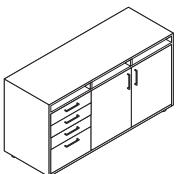
T-flex and X-flex base width	24" or 30"
U-panel and rectangular panel base depth	4" or 6"
U-panel and rectangular panel base width	24", 30", or 36"
X-panel width and depth	24", 30", or 36"
Elliptical drum width	24", 30", or 36"
Circular drum base diameter	24", 30", or 36"
Half drum width	24", 30", or 36"
Freestanding table base	28"

# Convene Contemporary-Style Coordinating Furniture

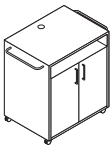
## Product Details



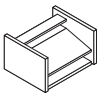
**Storage credenza assemblies** are available 45"W and 67"W. Various door and drawer configurations are available to meet your storage needs.



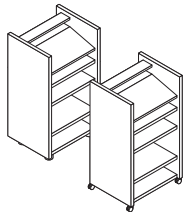
**Buffet-height credenzas** are 36"H and available 45"W and 67"W. Various door and drawer configurations are available to meet your storage needs.



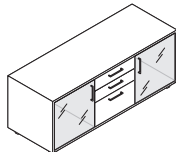
**Media carts**, 32"W and 38½"H, are available with casters or feet. Media carts are available with an open shelf, drawer, and double doors in three configurations.



**Table top lectern** is 16½"H and includes a task light and a wire management channel for routing cords and cables.

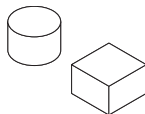


**Full-height lecterns** are 48"H and are available with casters or feet. Task light and wire management channel for routing cords and cables are included. Full-height lecterns are available with a non-locking door.

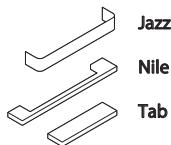


**Translucent glass doors** are available on credenzas, buffet-height credenzas, and media carts. Doors are aluminum-framed glass. Translucent glass doors do not lock.

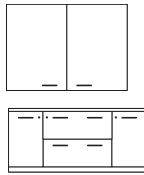
*Tip: Specify 4799 Platinum finish on pulls to match door frame.*



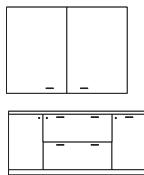
**Cylinder feet** are standard on credenzas, buffet-height credenzas, and lecterns. They are also available on media carts. Square feet are available as an option wherever cylinder feet are offered.



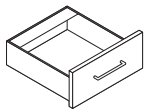
**Pulls** are available in three styles—jazz, Nile, and tab.



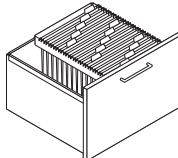
**Nile and jazz door and drawer pulls** are located in the positions indicated above.



**Tab door and drawer pulls** are located in the positions indicated above.



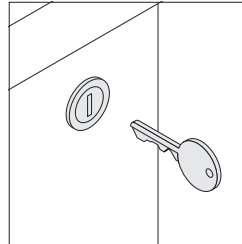
**Box drawers** open 90 percent of their depth.



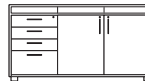
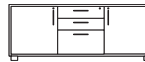
**File drawers** open their full depth for total access to the contents. They are equipped with a hanging file system to accommodate front-to-back filing of letter-, legal-, or A4 international-size filing.

**Convene edge profile samples** can be ordered to meet your specifications. These 12"D x 12"W work-surfaces can be ordered in veneer or laminate and any Convene edge profile. ▶ Page 286

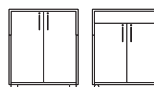
## Lock & Keying



**Locks** are available factory- or field-installed. Factory-installed locks are standard and available keyed random only. Optional field-installed locks are available with consecutive, specific, and random keying options. Master-keyed locks are also available. Field-installed lock cylinders must be specified separately. ▶ *Lock and Keying*, page 478



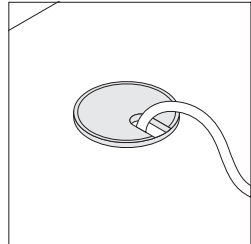
**Credenzas and buffet-height credenzas** have a lock located in the upper right-hand corner of each top drawer. Door locks are located in the upper corner opposite the door hinge.



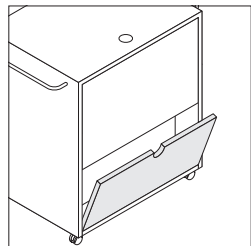
**Media carts** have locks located on both double doors.

**Translucent glass doors** do not lock.

## Wiring & Cabling



**2½"-round grommets** are available as a factory-installed option on credenzas and buffet-height credenzas. Media carts are standard with a grommet.



**Media cart back panel** folds down to allow access to wire management cavity.

## Surface Materials

**Storage credenzas, buffet-height credenzas, media carts, and lecterns**

- Wood
- Customiz stain (optional)

### Door fronts

- Wood
- Translucent glass (optional)

### Pulls

- 0835 Black
- 4799 Platinum
- 9201 Polished Chrome
- 9211 Nickel

### Locks

- 9201 Polished Chrome
- 9250 Ember Chrome

### Grommets

- 0835 Black
- 4799 Platinum Metallic
- 9201 Polished Chrome
- 9211 Nickel

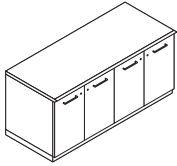
**Full-fill finish** is not available on contemporary style coordinating furniture.



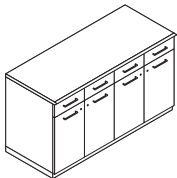
# Convene Transitional-Style Coordinating Furniture

Convene Transitional-Style  
Coordinating Furniture

## Product Details



**Storage credenza assemblies** are available 32"W, 64"W, and 80"W. Various door and drawer configurations are available to meet your storage needs.



**Buffet-height credenzas** are 36"H and available 32"W, 64"W, and 80"W. Various door and drawer configurations are available to meet your storage needs.

### Edge profiles



Bullnose X4/23



Flat

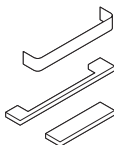


Knife



Rei X4/23

**Four edge profiles** are available on transitional-style furniture to match Convene tables. Edge profiles are solid wood and measure 1 1/4"D x 1 3/8"H.

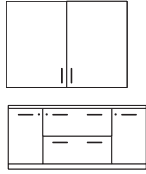


Jazz

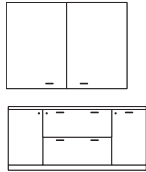
Nile

Tab

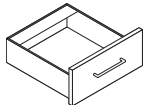
**Pulls** are available in three styles—jazz, Nile, and tab.



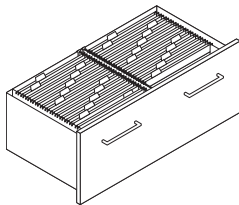
**Nile and jazz door and drawer pulls** are located in the positions indicated above.



**Tab door and drawer pulls** are located in the positions indicated above.

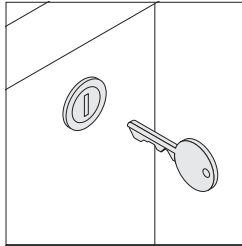


**Box drawers** open 90 percent of their depth. They are equipped with one pencil tray.

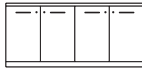


**Lateral file drawers** open their full depth for total access to the contents. They are equipped with a hanging file system to accommodate front-to-back or side-to-side filing.

## Lock & Keying

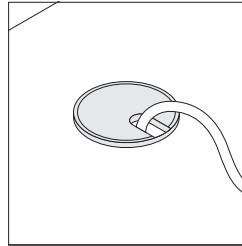


**Locks** are available factory- or field-installed. Factory-installed locks are standard and available keyed random only. Optional field-installed locks are available with consecutive, specific, and random keying options. Master-keyed locks are also available. Field-installed lock cylinders must be specified separately.  
▶ [Lock and Keying](#), page 478

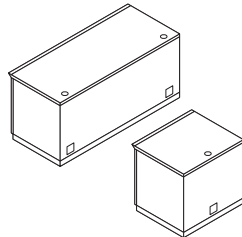


**Credenzas and buffet-height credenzas** have a lock located in the upper right-hand corner of each top drawer. Door locks are located in the upper corner opposite the door hinge.

## Wiring & Cabling



**1/2"-round grommets** are available as a factory-installed option on credenzas and buffet-height credenzas.



**Cutouts** to accommodate pass-through wiring and cabling are included in the credenza back panel.

## Surface Materials

### Storage credenzas and buffet-height credenzas

- Wood
- Customiz stain (optional)
- Full-fill finish on top (optional)

### Wallboards

- Wood
- Customiz stain (optional)

### Door fronts

- Wood

### Pulls

- 0835 Black
- 4799 Platinum
- 9201 Polished Chrome
- 9211 Nickel

### Locks

- 9201 Polished Chrome
- 9250 Ember Chrome

### Grommets

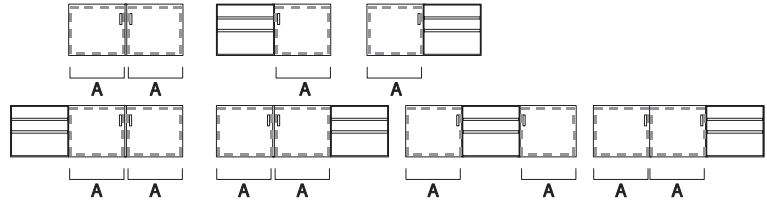
- 0835 Black
- 4799 Platinum Metallic
- 9201 Polished Chrome
- 9211 Nickel

# Convене Credenza Dimensions

## Actual Internal Dimensions

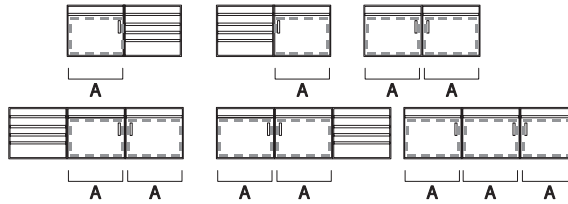
### Contemporary Storage Credenzas

	A	B
Depth	21 $\frac{5}{8}$ "	–
Width	20 $\frac{5}{8}$ "	–
Height	22 $\frac{9}{16}$ "	–



### Contemporary Buffet Credenzas

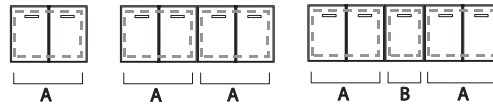
	A	B
Depth	21 $\frac{5}{8}$ "	–
Width	20 $\frac{5}{8}$ "	–
Height	28 $\frac{3}{16}$ "	–



### Transitional-Style Storage Credenzas

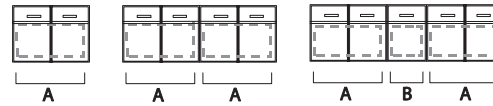
#### With All Doors

	A	B
Depth	22 $\frac{1}{8}$ "	22 $\frac{1}{8}$ "
Width	30 $\frac{1}{8}$ "	14 $\frac{1}{8}$ "
Height	24 $\frac{1}{8}$ "	24 $\frac{1}{8}$ "



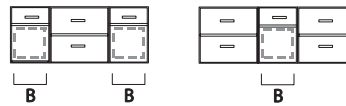
#### With Box Drawers and Doors

	A	B
Depth	22 $\frac{1}{8}$ "	22 $\frac{1}{8}$ "
Width	30 $\frac{1}{8}$ "	14 $\frac{1}{8}$ "
Height	18 $\frac{13}{16}$ "	24 $\frac{1}{8}$ "



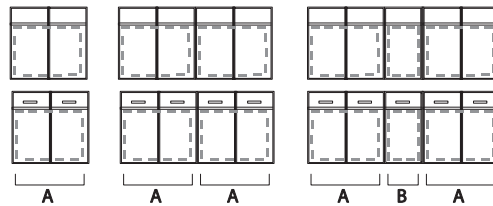
#### With Lateral File Drawers and Doors

	A	B
Depth	–	22 $\frac{1}{8}$ "
Width	–	14 $\frac{1}{8}$ "
Height	–	24 $\frac{1}{8}$ "



### Transitional-Style Buffet Credenzas

	A	B
Depth	22 $\frac{1}{8}$ "	22 $\frac{1}{8}$ "
Width	30 $\frac{1}{8}$ "	14 $\frac{1}{8}$ "
Height	24 $\frac{9}{16}$ "	24 $\frac{1}{8}$ "





















# Convene Conference Table Top and Base Combinations

Round, Square, and Cushion Tops

	Approximate Seating Capacity	24" T Flex Base	30" T Flex Base	24" X Flex Base	30" X Flex Base	28" Table Base	24" U Base	30" U Base
<b>Round Tops</b>								
	36" diameter	4		1		1		
	42" diameter	4		1		1		
	48" diameter	5			1	1		
	54" diameter	5			1			
	60" diameter	6						
	66" diameter	7						
	72" diameter	8						
<b>Square and Cushion Tops</b>								
	36" x 36"	4		1		1		
	42" x 42"	4			1	1	2	
	48" x 48"	4			1	1	2	
	54" x 54"	4			1		2	
	60" x 60"	8						2

**1** = Number of base units to order.  
Blank spaces in matrix designate top and base combinations that are not valid.



















*Tip: Where square tops are shown, all base configurations apply to square and cushion tops.*

	Approximate Seating Capacity	36" U Base	24" X Base	30" X Base	36" X Base
<b>Round Tops</b>					
					
36" diameter	4		1 		
42" diameter	4		1 		
48" diameter	5			1 	
54" diameter	5				1 
60" diameter	6				1 
66" diameter	7				1 
72" diameter	8				1 
<b>Square and Cushion Tops</b>					
36" x 36"	4		1 		
42" x 42"	4		1 		
48" x 48"	4			1 	
54" x 54"	4				1 
60" x 60"	8				1 

1 = Number of base units to order.  
Blank spaces in matrix designate top and base combinations that are not valid.









*Tip: Where square tops are shown, all base configurations apply to square and cushion tops.*

Convene Conference Table Top and Base Combinations Round, Square, and Cushion Tops, continued

	Approximate Seating Capacity	24" Circular Drum Base	30" Circular Drum Base	36" Circular Drum Base	24" Half Drum Base	30" Half Drum Base	36" Half Drum Base	24" Elliptical Drum Base	30" Elliptical Drum Base
<b>Round Tops</b>									
36" diameter	4								
42" diameter	4	1 							
48" diameter	5	1 							
54" diameter	5		1 						
60" diameter	6		1 						
66" diameter	7			1 					
72" diameter	8			1 					
<b>Square and Cushion Tops</b>									
36" x 36"	4								
42" x 42"	4	1 							
48" x 48"	4		1 						
54" x 54"	4		1 						
60" x 60"	8			1 					

1 = Number of base units to order.  
Blank spaces in matrix designate top and base combinations that are not valid.

Tip: Where square tops are shown, all base configurations apply to square and cushion tops.






















	Approximate Seating Capacity	36" Elliptical Drum Base	24" Rectangular Base	30" Rectangular Base	36" Rectangular Base
<b>Round Tops</b>					
36" diameter	4				
42" diameter	4				
48" diameter	5				
54" diameter	5				
60" diameter	6				
66" diameter	7				
72" diameter	8				
<b>Square and Cushion Tops</b>					
36" x 36"	4				
42" x 42"	4		② 		
48" x 48"	4		② 		
54" x 54"	4		② 		
60" x 60"	8			② 	

① = Number of base units to order.  
Blank spaces in matrix designate top and base combinations that are not valid.

*Tip: Where square tops are shown, all base configurations apply to square and cushion tops.*






















# Convene Conference Table Top and Base Combinations

## Oval Tops

	Approximate Seating Capacity	24" T Flex Base 	30" T Flex Base 	24" X Flex Base 	30" X Flex Base 	24" U Base 	30" U Base 
<b>Oval Tops</b>							
36" x 60"	6	② 					
36" x 66"	6	② 					
36" x 72"	6	② 					
36" x 84"	6	② 					
42" x 72"	6	② 					
42" x 84"	6	② 					
42" x 96"	8	② 					
42" x 108"	8	② 					
48" x 84"	6		② 				
48" x 96"	8		② 				
48" x 108"	8		② 				
48" x 120"	10		② 				
54" x 108"	8		② 				
54" x 120"	10		③ 				
54" x 144"	12		③ 				
60" x 120"	10						
60" x 144"	12						
60" x 168"	12						
66" x 144"	12						
66" x 168"	12						
66" x 192"	14						
72" x 168"	12						
72" x 192"	14						
72" x 216"	16						






























① = Number of base units to order.  
Blank spaces in matrix designate top and base combinations that are not valid.



	Approximate Seating Capacity	36" U Base	24" X Base	30" X Base	36" X Base
					
<b>Oval Tops</b>					
36" x 60"	6				
36" x 66"	6				
36" x 72"	6				
36" x 84"	6				
42" x 72"	6				
42" x 84"	6				
42" x 96"	8				
42" x 108"	8		② 		
48" x 84"	6			② 	
48" x 96"	8			② 	
48" x 108"	8			② 	
48" x 120"	10			② 	
54" x 108"	8			② 	
54" x 120"	10			② 	
54" x 144"	12			② 	
60" x 120"	10			② 	
60" x 144"	12			② 	
60" x 168"	12			③ 	
66" x 144"	12				② 
66" x 168"	12				② 
66" x 192"	14				③ 
72" x 168"	12				② 
72" x 192"	14				③ 
72" x 216"	16				③ 










① = Number of base units to order.  
Blank spaces in matrix designate top and base combinations that are not valid.

# Convene Conference Table Top and Base Combinations Oval Tops, continued

	Approximate Seating Capacity	24" Circular Drum Base	30" Circular Drum Base	36" Circular Drum Base	24" Half Drum Base	30" Half Drum Base	36" Half Drum Base	24" Elliptical Drum Base
<b>Oval Tops</b>								
36" x 60"	6							
36" x 66"	6							
36" x 72"	6							
36" x 84"	6							
42" x 72"	6	2 						
42" x 84"	6	2 						
42" x 96"	8	2 						
42" x 108"	8	2 						
48" x 84"	6	2 						2 
48" x 96"	8	2 						2 
48" x 108"	8	2 						2 
48" x 120"	10	2 						2 
54" x 108"	8	2 						2 
54" x 120"	10	2 						2 
54" x 144"	12	2 						2 
60" x 120"	10		2 					
60" x 144"	12		2 					
60" x 168"	12		3 					
66" x 144"	12		2 					
66" x 168"	12		2 					
66" x 192"	14		3 					
72" x 168"	12		2 					
72" x 192"	14		2 	1** 				
72" x 216"	16		2 	1** 				

**1** = Number of base units to order.  
Blank spaces in matrix designate top and base combinations that are not valid.

\*\* Tops require two 30" circular drum bases and one 36" circular drum base to support the center of the top.

Approximate Seating Capacity	30" Elliptical Drum Base	36" Elliptical Drum Base	24" Rectangular Base	30" Rectangular Base	36" Rectangular Base
<b>Oval Tops</b>					
36" x 60"					
36" x 66"					
36" x 72"					
36" x 84"					
42" x 72"					
42" x 84"					
42" x 96"					
42" x 108"					
48" x 84"					
48" x 96"					
48" x 108"					
48" x 120"					
54" x 108"					
54" x 120"					
54" x 144"					
60" x 120"	2				
60" x 144"	2				
60" x 168"	3				
66" x 144"	2		← 1*		
66" x 168"	2		← 1*		
66" x 192"	2		← 2**		
72" x 168"	2		← 1*		
72" x 192"	2		← 2**		
72" x 216"	2		← 2**		

① = Number of base units to order.  
Blank spaces in matrix designate top and base combinations that are not valid.

\* Tops require two 30" elliptical drum bases and one 36" elliptical drum base to support the center of the top.



























































\*\* Tops require two 30" elliptical drum bases and two 36" elliptical drum bases to support the center of the top.

# Convene Conference Table Top and Base Combinations

Rectangular, Boat-Shape, and Racetrack Tops

① = Number of base units to order. Blank spaces in matrix designate top and base combinations that are not valid.

Tip: Racetrack tops are shown. All base configurations shown apply to rectangular, boat-shape, and racetrack tops.

	Approximate Seating Capacity	24" T Flex Base 	30" T Flex Base 	24" X Flex Base 	30" X Flex Base 	24" U Base 	30" U Base 
<b>Rectangular, Boat-Shape, and Racetrack Tops</b>							
36" x 60"	6	② 					
36" x 66"	6	② 					
36" x 72"	6	② 		② 		② 	
36" x 84"	6	② 		② 		② 	
42" x 72"	6	② 		② 		② 	
42" x 84"	6	② 		② 		② 	
42" x 96"	8	② 		② 		② 	
42" x 108"	8	② 		② 		② 	
48" x 84"	6		② 		② 		② 
48" x 96"	8		② 		② 		② 
48" x 108"	8		② 		② 		② 
48" x 120"	10		② 		② 		③ 
48" x 144"	12		③ 		③ 		③ 
54" x 108"	8		② 		② 		③ 
54" x 120"	10		② 		② 		③ 
54" x 144"	12		③ 		③ 		③ 
54" x 168"	12		③ 		③ 		③ 
60" x 120"	12						③ 
60" x 144"	14						③ 
60" x 168"	14						③ 
60" x 192"	16						④ 
60" x 216"	18						④ 
66" x 144"	14						
66" x 168"	14						
66" x 192"	16						
66" x 216"	18						
72" x 168"	14						
72" x 192"	16						
72" x 216"	18						

**1** = Number of base units to order.  
Blank spaces in matrix designate top and base combinations that are not valid.

*Tip: Racetrack tops are shown. All base configurations shown apply to rectangular, boat-shape, and racetrack tops.*













































































Approximate Seating Capacity	36" U Base	24" X Base	30" X Base	36" X Base
<b>Rectangular, Boat-Shape, and Racetrack Tops</b>				
36" x 60"	6			
36" x 66"	6			
36" x 72"	6			
36" x 84"	6			
42" x 72"	6			
42" x 84"	6	2		
42" x 96"	8	2		
42" x 108"	8	2		
48" x 84"	6		2	
48" x 96"	8		2	
48" x 108"	8		2	
48" x 120"	10		2	
48" x 144"	12		3	
54" x 108"	8		2	
54" x 120"	10		2	
54" x 144"	12		3	
54" x 168"	12		3	
60" x 120"	12		2	
60" x 144"	14		3	
60" x 168"	14		3	
60" x 192"	16		3	
60" x 216"	18		3	
66" x 144"	14	3		2
66" x 168"	14	3		2
66" x 192"	16	4		3
66" x 216"	18	4		3
72" x 168"	14	3		2
72" x 192"	16	4		3
72" x 216"	18	4		3

# Convene Conference Table Top and Base Combinations Rectangular, Boat-Shape, and Racetrack Tops, continued

**1** = Number of base units to order.  
Blank spaces in matrix designate top and base combinations that are not valid.









































\* Certain tops with half drum bases also require rectangular bases to support the center of the top. Rectangular bases are shown where applicable. Size of rectangular bases should match the half drum size.

*Tip: Racetrack tops are shown. All base configurations shown apply to rectangular, boat-shape, and racetrack tops.*

Approximate Seating Capacity	24" Circular Drum Base	30" Circular Drum Base	36" Circular Drum Base	24" Half Drum Base	30" Half Drum Base	36" Half Drum Base	24" Elliptical Drum Base	30" Elliptical Drum Base
								
<b>Rectangular, Boat-Shape, and Racetrack Tops</b>								
36" x 60"	6							
36" x 66"	6							
36" x 72"	6							
36" x 84"	6							
42" x 72"	6	<b>2</b> 		<b>2</b> 			<b>2</b> 	
42" x 84"	6	<b>2</b> 		<b>2</b> 			<b>2</b> 	
42" x 96"	8	<b>2</b> 		<b>2</b> 			<b>2</b> 	
42" x 108"	8	<b>2</b> 		<b>2</b> 			<b>2</b> 	
48" x 84"	6	<b>2</b> 		<b>2</b> 			<b>2</b> 	
48" x 96"	8	<b>2</b> 		<b>2</b> 			<b>2</b> 	
48" x 108"	8	<b>2</b> 		<b>2</b> 			<b>2</b> 	
48" x 120"	10	<b>2</b> 		<b>2*</b> 			<b>2</b> 	
48" x 144"	12	<b>3</b> 		<b>2*</b> 			<b>3</b> 	
54" x 108"	8	<b>2</b> 		<b>2*</b> 			<b>2</b> 	
54" x 120"	10	<b>2</b> 		<b>2*</b> 			<b>2</b> 	
54" x 144"	12	<b>3</b> 		<b>2*</b> 			<b>3</b> 	
54" x 168"	12	<b>3</b> 		<b>2*</b> 			<b>3</b> 	
60" x 120"	12		<b>2</b> 			<b>2*</b> 		<b>2</b> 
60" x 144"	14		<b>3</b> 			<b>2*</b> 		<b>3</b> 
60" x 168"	14		<b>3</b> 			<b>2*</b> 		<b>3</b> 
60" x 192"	16		<b>3</b> 			<b>2*</b> 		<b>3</b> 
60" x 216"	18		<b>3</b> 			<b>2*</b> 		<b>3</b> 
66" x 144"	14		<b>2</b> 			<b>2*</b> 		
66" x 168"	14		<b>2</b> 			<b>2*</b> 		
66" x 192"	16		<b>3</b> 			<b>2*</b> 		
66" x 216"	18		<b>3</b> 			<b>2*</b> 		
72" x 168"	14			<b>2</b> 			<b>2*</b> 	
72" x 192"	16			<b>3</b> 			<b>2*</b> 	
72" x 216"	18			<b>3</b> 			<b>2*</b> 	

**1** = Number of base units to order.  
Blank spaces in matrix designate top and base combinations that are not valid.

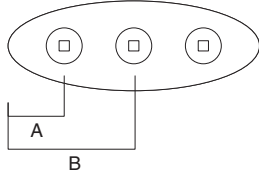
*Tip: Racetrack tops are shown. All base configurations shown apply to rectangular, boat-shape, and racetrack tops.*

	Approximate Seating Capacity	36" Elliptical Drum Base	24" Rectangular Base	30" Rectangular Base	36" Rectangular Base
					
<b>Rectangular, Boat-Shape, and Racetrack Tops</b>					
36" x 60"	6		<b>2</b> 		
36" x 66"	6		<b>2</b> 		
36" x 72"	6		<b>2</b> 		
36" x 84"	6		<b>2</b> 		
42" x 72"	6		<b>2</b> 		
42" x 84"	6		<b>2</b> 		
42" x 96"	8		<b>2</b> 		
42" x 108"	8		<b>2</b> 		
48" x 84"	6			<b>2</b> 	
48" x 96"	8			<b>2</b> 	
48" x 108"	8			<b>2</b> 	
48" x 120"	10			<b>3</b> 	
48" x 144"	12			<b>3</b> 	
54" x 108"	8			<b>3</b> 	
54" x 120"	10			<b>3</b> 	
54" x 144"	12			<b>3</b> 	
54" x 168"	12			<b>3</b> 	
60" x 120"	12			<b>3</b> 	
60" x 144"	14			<b>3</b> 	
60" x 168"	14			<b>3</b> 	
60" x 192"	16			<b>4</b> 	
60" x 216"	18			<b>4</b> 	
66" x 144"	14	<b>3</b> 			<b>3</b> 
66" x 168"	14	<b>3</b> 			<b>3</b> 
66" x 192"	16	<b>3</b> 			<b>4</b> 
66" x 216"	18	<b>4</b> 			<b>4</b> 
72" x 168"	14	<b>3</b> 			<b>3</b> 
72" x 192"	16	<b>4</b> 			<b>4</b> 
72" x 216"	18	<b>4</b> 			<b>4</b> 

# Convene Base Locations

Oval Tops

**Circular Drum Bases**



**Elliptical Drum Bases**

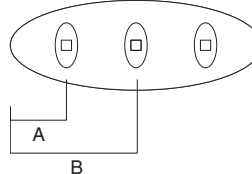


Table Size	Base Size	Number of Bases	A	B	Base Size	Number of Bases	A	B
36" x 60"	N.A.				N.A.			
36" x 66"	N.A.				N.A.			
36" x 72"	N.A.				N.A.			
36" x 84"	N.A.				N.A.			
42" x 72"	24"	2	20"	N.A.	N.A.			
42" x 84"	24"	2	25"	N.A.	N.A.			
42" x 96"	24"	2	26.5"	N.A.	N.A.			
42" x 108"	24"	2	29"	N.A.	N.A.			
48" x 84"	24"	2	25"	N.A.	24"	2	25"	N.A.
48" x 96"	24"	2	27"	N.A.	24"	2	27"	N.A.
48" x 108"	24"	2	29"	N.A.	24"	2	29"	N.A.
48" x 120"	24"	2	32"	N.A.	24"	2	32"	N.A.
54" x 108"	24"	2	29"	N.A.	24"	2	29"	N.A.
54" x 120"	24"	2	32"	N.A.	24"	2	32"	N.A.
54" x 144"	24"	2	36"	N.A.	24"	2	36"	N.A.
60" x 120"	30"	2	30"	N.A.	30"	2	30"	N.A.
60" x 144"	30"	2	32"	N.A.	30"	2	32"	N.A.
60" x 168"	30"	3	37.5"	84"	30"	3	36"	84"
66" x 144"	30"	2	38"	N.A.	30"/36"*	3	27"	72"
66" x 168"	30"	2	41"	N.A.	30"/36"*	3	28"	84"
66" x 192"	30"	3	46"	96"	30"/36"***	4	31"	75.5"
72" x 168"	36"	2	37"	N.A.	30"/36"*	3	31"	84"
72" x 192"	30"/36"**	3	42"	96"	30"/36"***	4	31"	75.5"
72" x 216"	30"/36"**	3	46"	108"	30"/36"***	4	31"	83"

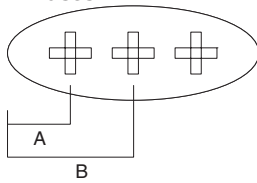
\*Two 30" drums, one 36" drum

\*Two 30" drums, one 36" drum

\*\*Two 30" drums, two 36" drums



**X Bases**



**T-Flex Bases**

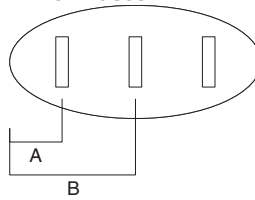
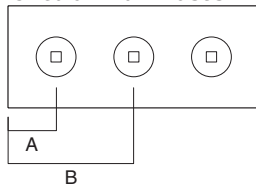


Table Size	Base Size	Number of Bases	A	B	Base Size	Number of Bases	A	B
36" x 60"	N.A.				24"	2	16.5"	N.A.
36" x 66"	N.A.				24"	2	17.8"	N.A.
36" x 72"	N.A.				24"	2	18"	N.A.
36" x 84"	N.A.				24"	2	25"	N.A.
42" x 72"	N.A.				24"	2	20"	N.A.
42" x 84"	N.A.				24"	2	25"	N.A.
42" x 96"	N.A.				24"	2	26.5"	N.A.
42" x 108"	24"	2	29"	N.A.	24"	2	29"	N.A.
48" x 84"	30"	2	25"	N.A.	30"	2	25"	N.A.
48" x 96"	30"	2	27"	N.A.	30"	2	27"	N.A.
48" x 108"	30"	2	29"	N.A.	30"	2	29"	N.A.
48" x 120"	30"	2	32"	N.A.	30"	2	32"	N.A.
54" x 108"	30"	2	29"	N.A.	30"	2	29"	N.A.
54" x 120"	30"	2	32"	N.A.	30"	3	25"	60"
54" x 144"	30"	2	36"	72"	30"	3	27"	72"
60" x 120"	30"	2	30"	N.A.	N.A.			
60" x 144"	30"	2	32"	N.A.	N.A.			
60" x 168"	30"	3	36"	84"	N.A.			
66" x 144"	36"	2	38"	N.A.	N.A.			
66" x 168"	36"	2	41"	84"	N.A.			
66" x 192"	36"	3	46"	96"	N.A.			
72" x 168"	36"	2	37"	84"	N.A.			
72" x 192"	36"	3	42"	96"	N.A.			
72" x 216"	36"	3	46"	108"	N.A.			

# Convene Base Locations

Rectangle, Boat, and Racetrack Tops

**Circular Drum Bases**



**Elliptical Drum Bases**

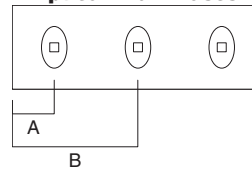
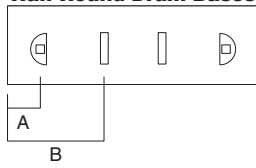


Table Size	Base Size	Number of Bases	A	B	Base Size	Number of Bases	A	B
36" x 60"	N.A.				N.A.			
36" x 66"	N.A.				N.A.			
36" x 72"	N.A.				N.A.			
36" x 84"	N.A.				N.A.			
42" x 72"	24"	2	20.5"	N.A.	24"	2	20.5"	N.A.
42" x 84"	24"	2	21"	N.A.	24"	2	21"	N.A.
42" x 96"	24"	2	25"	N.A.	24"	2	25"	N.A.
42" x 108"	24"	2	27"	N.A.	24"	2	27"	N.A.
48" x 84"	24"	2	21"	N.A.	24"	2	21"	N.A.
48" x 96"	24"	2	25"	N.A.	24"	2	25"	N.A.
48" x 108"	24"	2	27"	N.A.	24"	2	27"	N.A.
48" x 120"	24"	2	30"	N.A.	24"	2	30"	N.A.
48" x 144"	24"	3	24"	72"	24"	3	24"	72"
54" x 108"	24"	2	27.5"	N.A.	24"	2	27.5"	N.A.
54" x 120"	24"	2	35"	N.A.	24"	2	35"	N.A.
54" x 144"	24"	3	27"	72"	24"	3	27"	72"
54" x 168"	24"	3	27"	84"	24"	3	27"	84"
60" x 120"	30"	2	30"	N.A.	30"	2	30"	N.A.
60" x 144"	30"	3	30"	72"	30"	3	30"	72"
60" x 168"	30"	3	30"	84"	30"	3	30"	84"
60" x 192"	30"	3	30"	96"	30"	3	30"	96"
60" x 216"	30"	3	30"	108"	30"	3	30"	108"
66" x 144"	30"	2	33"	N.A.	36"	3	33"	72"
66" x 168"	30"	2	36"	N.A.	36"	3	36"	84"
66" x 192"	30"	3	36"	96"	36"	3	36"	96"
66" x 216"	30"	3	36"	108"	36"	4	36"	81"
72" x 168"	36"	2	36"	N.A.	36"	3	36"	84"
72" x 192"	36"	3	36"	96"	36"	4	36"	72"
72" x 216"	36"	3	36"	108"	36"	4	36"	81"

**Half-Round Drum Bases**



**Rectangle and U-Bases**

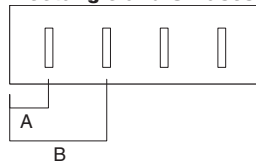
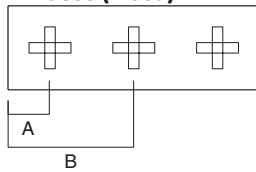


Table Size	Base Size	Number of Bases	A	B	Base Size	Number of Bases	A	B
36" x 60"	N.A.				24"	2	15.5"	N.A.
36" x 66"	N.A.				24"	2	18"	N.A.
36" x 72"	N.A.				24"	2	18"	N.A.
36" x 84"	N.A.				24"	2	20.5"	N.A.
42" x 72"	24"	2	20.5"	N.A.	24"	2	20.5"	N.A.
42" x 84"	24"	2	21"	N.A.	24"	2	21"	N.A.
42" x 96"	24"	2	25"	N.A.	24"	2	25"	N.A.
42" x 108"	24"	2	27"	N.A.	24"	2	27"	N.A.
48" x 84"	24"	2	21"	N.A.	30"	2	21"	N.A.
48" x 96"	24"	2	25"	N.A.	30"	2	25"	N.A.
48" x 108"	24"	2	27"	N.A.	30"	2	27"	N.A.
48" x 120"	24"	2/1*	24"	60"	30"	3	24"	60"
48" x 144"	24"	2/1*	24"	72"	30"	3	24"	72"
54" x 108"	24"	2/1*	24"	N.A.	30"	3	24"	54"
54" x 120"	24"	2/1*	24"	N.A.	30"	3	24"	60"
54" x 144"	24"	2/1*	27"	72"	30"	3	27"	72"
54" x 168"	24"	2/1*	27"	84"	30"	3	27"	84"
60" x 120"	30"	2/1*	24"	N.A.	30"	3	24"	60"
60" x 144"	30"	2/1*	30"	72"	30"	3	30"	72"
60" x 168"	30"	2/1*	30"	84"	30"	3	30"	84"
60" x 192"	30"	2/2*	30"	74"	30"	4	30"	74"
60" x 216"	30"	2/2*	30"	82"	30"	4	30"	82"
66" x 144"	30"	2/1*	24"	72"	36"	3	24"	72"
66" x 168"	30"	2/1*	28"	84"	36"	3	28"	84"
66" x 192"	30"	2/2*	24"	72"	36"	4	24"	72"
66" x 216"	30"	2/2*	27"	81"	36"	4	27"	81"
72" x 168"	36"	2/1*	28"	84"	36"	3	28"	84"
72" x 192"	36"	2/2*	24"	72"	36"	4	24"	72"
72" x 216"	36"	2/2*	27"	81"	36"	4	27"	81"

\*Combination of half-drum and rectangle bases  
 Tip: "A" dimension for half-round drum base is from center of wire-access hole in bottom of base to edge of top.

Convene Base Locations Rectangle, Boat, and Racetrack Tops, continued

**X Bases (Wood)**



**T-Flex Bases**

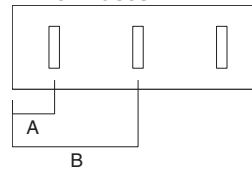


Table Size	Base Size	Number of Bases	A	B	Base Size	Number of Bases	A	B
36" x 60"	N.A.				24"	2	15.5"	N.A.
36" x 66"	N.A.				24"	2	18"	N.A.
36" x 72"	N.A.				24"	2	18"	N.A.
36" x 84"	N.A.				24"	2	20.5"	N.A.
42" x 72"	N.A.				24"	2	20.5"	N.A.
42" x 84"	24"	2	21"	N.A.	24"	2	21"	N.A.
42" x 96"	24"	2	25"	N.A.	24"	2	25"	N.A.
42" x 108"	24"	2	27"	N.A.	24"	2	27"	N.A.
48" x 84"	30"	2	21"	N.A.	30"	2	21"	N.A.
48" x 96"	30"	2	25"	N.A.	30"	2	25"	N.A.
48" x 108"	30"	2	27"	N.A.	30"	2	27"	N.A.
48" x 120"	30"	2	30"	N.A.	30"	2	30"	N.A.
48" x 144"	30"	3	24"	72"	30"	3	24"	72"
54" x 108"	30"	2	27.5"	N.A.	30"	2	27.5"	N.A.
54" x 120"	30"	2	35"	N.A.	30"	2	35"	N.A.
54" x 144"	30"	3	27"	72"	30"	3	27"	72"
54" x 168"	30"	3	27"	84"	30"	3	27"	84"
60" x 120"	30"	2	30"	N.A.	N.A.			
60" x 144"	30"	3	30"	72"	N.A.			
60" x 168"	30"	3	30"	84"	N.A.			
60" x 192"	30"	3	30"	96"	N.A.			
60" x 216"	30"	3	30"	108"	N.A.			
66" x 144"	36"	2	33"	N.A.	N.A.			
66" x 168"	36"	2	36"	N.A.	N.A.			
66" x 192"	36"	3	36"	96"	N.A.			
66" x 216"	36"	3	36"	108"	N.A.			
72" x 168"	36"	2	36"	N.A.	N.A.			
72" x 192"	36"	3	36"	96"	N.A.			
72" x 216"	36"	3	36"	108"	N.A.			

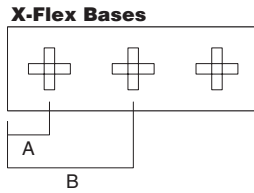
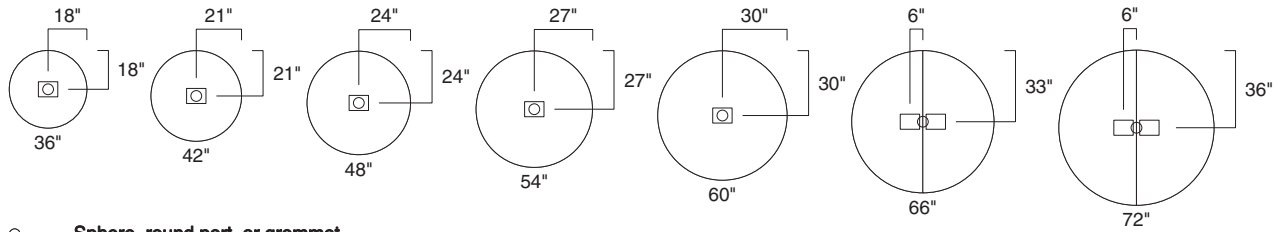


Table Size	Base Size	Number of Bases	A	B
36" x 60"	N.A.			
36" x 66"	N.A.			
36" x 72"	24"	2	18"	N.A.
36" x 84"	24"	2	20.5"	N.A.
42" x 72"	24"	2	20.5"	N.A.
42" x 84"	24"	2	21"	N.A.
42" x 96"	24"	2	25"	N.A.
42" x 108"	24"	2	27"	N.A.
48" x 84"	30"	2	21"	N.A.
48" x 96"	30"	2	25"	N.A.
48" x 108"	30"	2	27"	N.A.
48" x 120"	30"	2	30"	N.A.
48" x 144"	30"	3	24"	72"
54" x 108"	30"	2	27.5"	N.A.
54" x 120"	30"	2	35"	N.A.
54" x 144"	30"	3	27"	72"
54" x 168"	30"	3	27"	84"
60" x 120"	N.A.			
60" x 144"	N.A.			
60" x 168"	N.A.			
60" x 192"	N.A.			
60" x 216"	N.A.			
66" x 144"	N.A.			
66" x 168"	N.A.			
66" x 192"	N.A.			
66" x 216"	N.A.			
72" x 168"	N.A.			
72" x 192"	N.A.			
72" x 216"	N.A.			

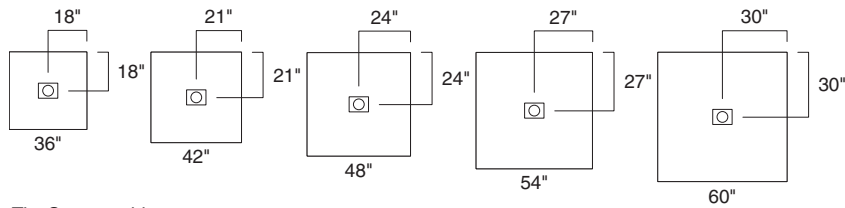
# Convene Power and Communication Accessory Locations

## Round Conference Table Tops



- Sphere, round port, or grommet
- Power unit
- ◌ Oval port
- ▭ Power channel

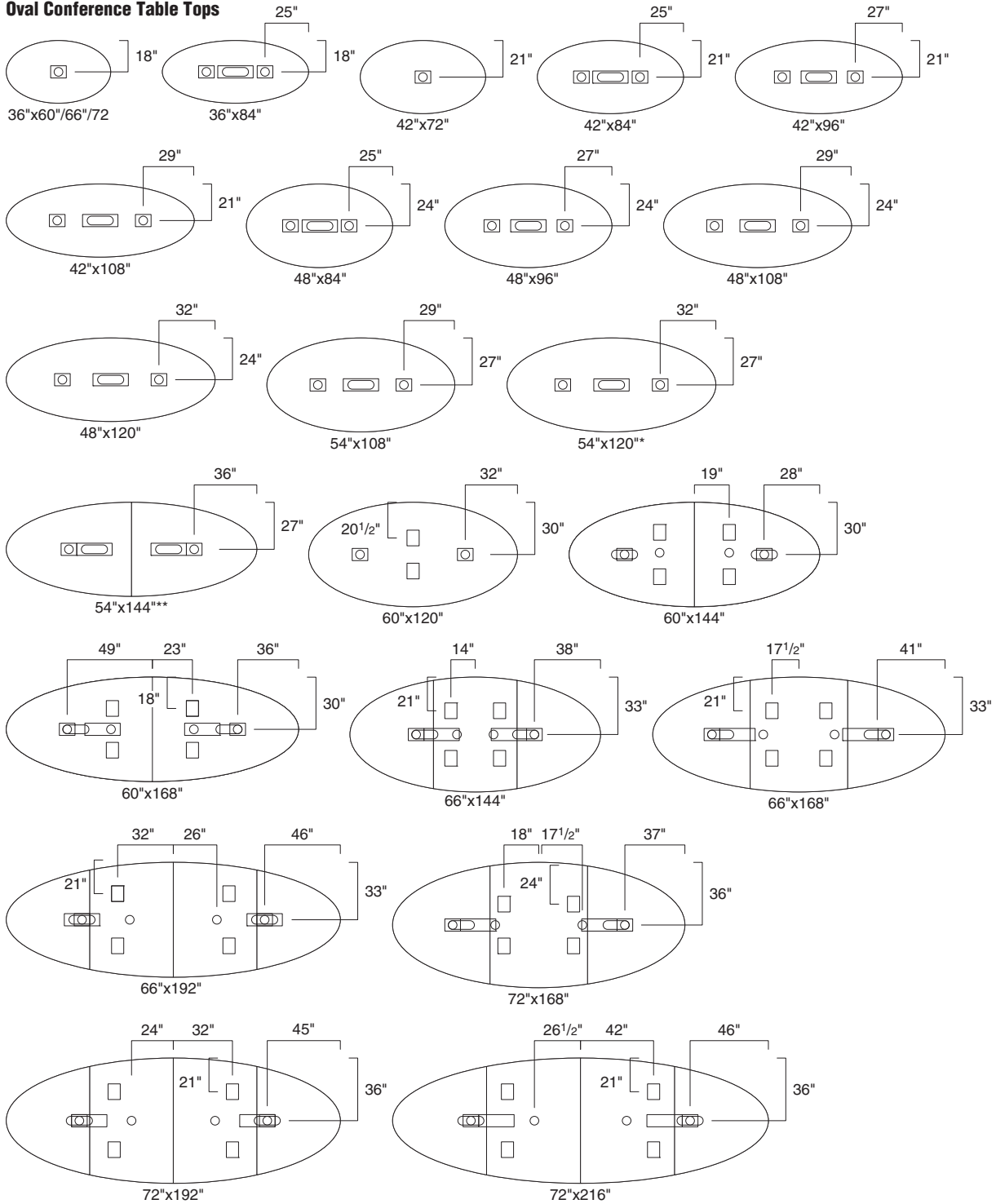
## Square and Cushion Conference Table Tops



*Tip: Square table tops are shown. The same dimensions apply to cushion table tops.*

- Sphere, round port, or grommet
- Power unit
- ◌ Oval port
- ▭ Power channel

**Oval Conference Table Tops**



- Sphere, round port, or grommet
- Power unit
- ◌ Oval port
- ▭ Power channel

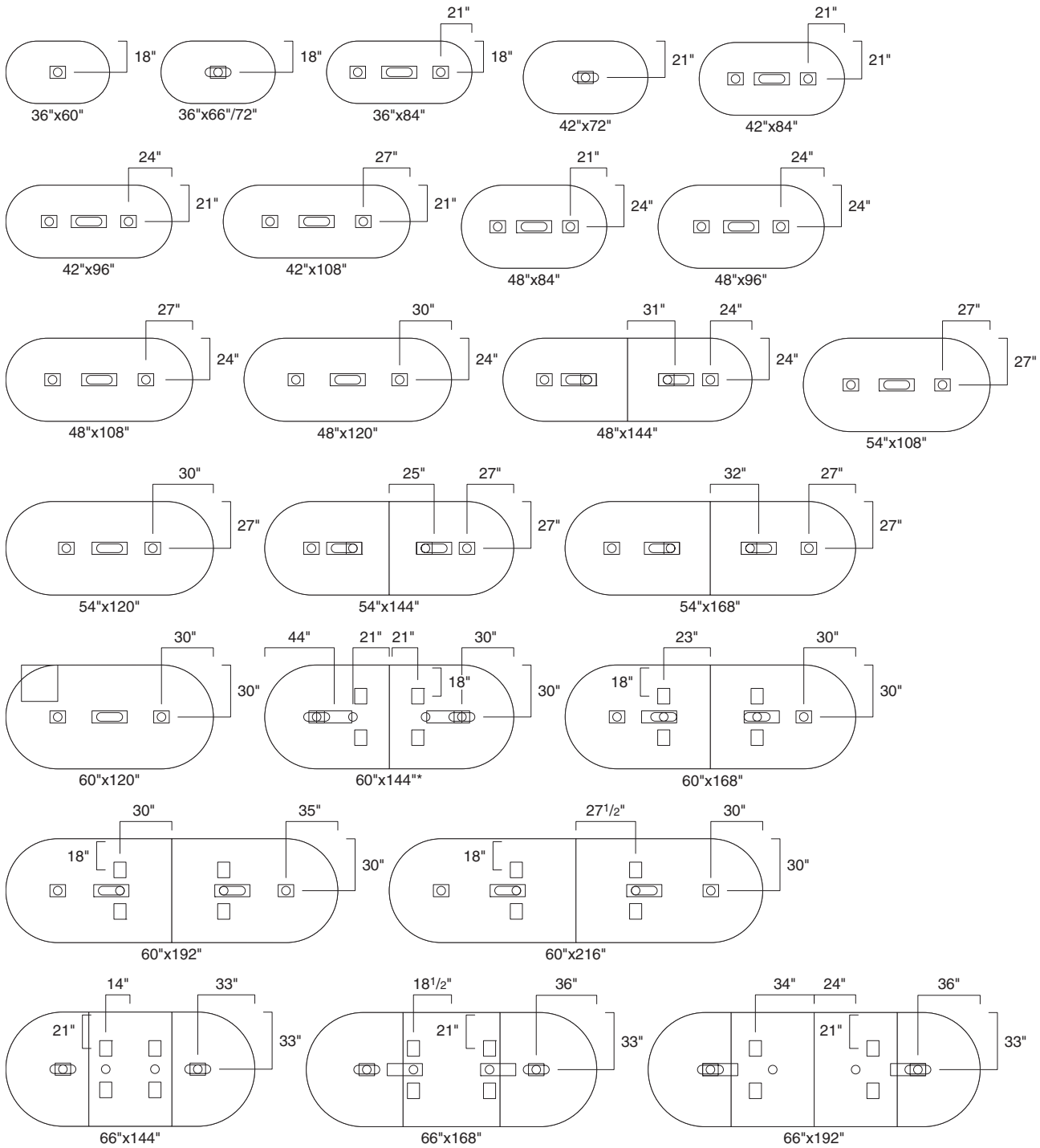
\* Do not use oval port or power channel on 54" x 120" oval top with flex bases.

\*\* Do not use oval port on 54" x 144" oval top with x-panel base.

*Tip: Spheres, round ports, grommets, and power units are available in quantities of two, four, or six. When you specify an accessory in quantities of two, they will be installed in the outer most left- and right-hand positions.*

*Tip: Do not use oval port on 60" x 144" oval top with elliptical drum base.*

**Rectangular, Boat-Shape, and Racetrack Table Tops**



- Sphere, round port, or grommet
- Power unit
- ◌ Oval port
- ▭ Power channel

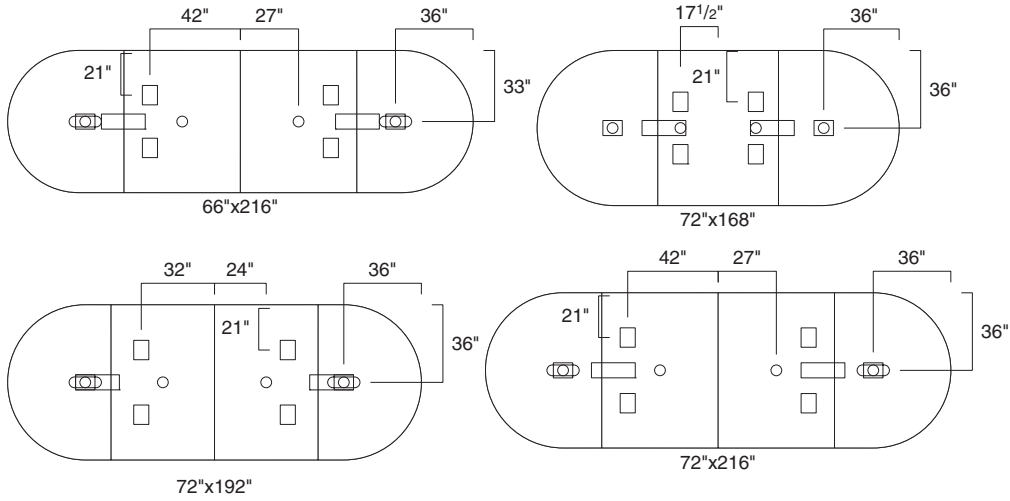
*\*Do not use oval port on 60" x 144" racetrack, rectangle, and boat-shape tops with elliptical drum bases.*

*Tip: Racetrack table tops are shown. The same dimensions apply to rectangular and boat-shape table tops.*

*Tip: Do not use oval port on 60" x 168" racetrack, rectangular, and boat-shape tops with 30" X-base.*



**Rectangular, Boat-Shape, and Racetrack Table Tops, continued**



*Tip: Racetrack table tops are shown. The same dimensions apply to boat-shape table tops.*

- Sphere, round port, or grommet
- Power unit
- ◌ Oval port
- ▭ Power channel

# Availability of Conference Top Options

Round, Square, and Cushion Tops

▶ See page 230 for *Power and Communication Accessory Locations*.

Round Tops	36" diameter	42" diameter	48" diameter	54" diameter	60" diameter	66" diameter	72" diameter	Square Tops	36"W	42"W	48"W	54"W	60"W	Cushion Tops	36"W	42"W	48"W	54"W	60"W
------------	--------------	--------------	--------------	--------------	--------------	--------------	--------------	-------------	------	------	------	------	------	--------------	------	------	------	------	------

## Grommets

▶ Page 238 for Specifying information

One 2 1/2" round	■	■	■	■	■	■	■	■	■	■	■	■	■	■	■	■	■
Two 2 1/2" round	•	•	•	•	•	•	•	•	•	•	•	•	•	•	•	•	•
Four 2 1/2" round	•	•	•	•	•	•	•	•	•	•	•	•	•	•	•	•	•

## Power Channels

▶ Page 238 for Specifying information

One power channel	•	•	•	•	•	•	•	•	•	•	•	•	•	•	•	•	•
Two power channels	•	•	•	•	•	•	•	•	•	•	•	•	•	•	•	•	•

## Power Units

▶ Page 239 for Specifying information

One power unit	■	■	■	■	■	•	•	■	■	■	■	■	■	■	■	■	■
Two power units	•	•	•	•	•	■	■	•	•	•	•	•	•	•	•	•	•
Four power units	•	•	•	•	•	•	•	•	•	•	•	•	•	•	•	•	•
Six power units	•	•	•	•	•	•	•	•	•	•	•	•	•	•	•	•	•

## Factory-Cut Hole for Power and Communication Sphere

▶ Page 240 for Specifying Information

One 3"-diameter hole	■	■	■	■	■	•	•	■	■	■	■	■	■	■	■	■	■
Two 3"-diameter holes	•	•	•	•	•	•	•	•	•	•	•	•	•	•	•	•	•
Four 3"-diameter holes	•	•	•	•	•	•	•	•	•	•	•	•	•	•	•	•	•

## Factory-Cut Hole for Round Power and Communication Port

▶ Page 240 for Specifying information

One 3 1/2"-diameter hole	■	■	■	■	■	•	•	■	■	■	■	■	■	■	■	■	■
Two 3 1/2"-diameter holes	•	•	•	•	•	•	•	•	•	•	•	•	•	•	•	•	•
Four 3 1/2"-diameter holes	•	•	•	•	•	•	•	•	•	•	•	•	•	•	•	•	•

## Factory-Cut Hole for Oval Power and Communication Port

▶ Page 240 for Specifying information

One 12"W hole	•	•	•	•	•	•	•	•	•	•	•	•	•	•	•	•	•
Two 12"W holes	•	•	•	•	•	•	•	•	•	•	•	•	•	•	•	•	•

## Legend

- = Not available
- = Available

# Availability of Conference Top Options

## Oval Tops

▶ See page 230 for *Power and Communication Accessory Locations*.

Oval Tops	36"W			42"W			48"W			54"W			60"W			66"W			72"W				
	60"W	66"W	72"W	84"W	72"W	84"W	96"W	108"W	84"W	96"W	108"W	120"W	108"W	120"W	144"W	120"W	144"W	168"W	144"W	168"W	192"W	168"W	192"W

### Grommets

▶ Page 238 for Specifying information

One 2½" round	■	■	■	•	■	•	•	•	•	•	•	•	•	•	•	•	•	•	•	•	•	•	•	•
Two 2½" round	•	•	•	■	•	■	■	■	■	■	■	■	■	■	•	•	•	•	•	•	•	•	•	•
Four 2½" round	•	•	•	•	•	•	•	•	•	•	•	•	•	•	•	•	•	•	•	•	•	•	•	•

### Power Channels

▶ Page 238 for Specifying information

One power channel	•	•	•	■	•	■	■	■	■	■	■	■	■	•	■	•	•	•	•	•	•	•	•	•
Two power channels	•	•	•	•	•	•	•	•	•	•	•	•	•	■	•	■	■	■	■	■	■	■	■	■

### Power Units

▶ Page 239 for Specifying information

One power unit	■	■	■	•	■	•	•	•	•	•	•	•	•	•	•	•	•	•	•	•	•	•	•	•
Two power units	•	•	•	■	•	■	■	■	■	■	■	■	■	■	■	■	■	■	■	■	■	■	■	■
Four power units	•	•	•	•	•	•	•	•	•	•	•	•	•	■	•	•	•	•	•	•	•	•	•	•
Six power units	•	•	•	•	•	•	•	•	•	•	•	•	•	•	■	■	■	■	■	■	■	■	■	■

### Factory-Cut Hole for Power and Communication Sphere

▶ Page 240 for Specifying Information

One 3"-diameter hole	■	■	■	•	■	•	•	•	•	•	•	•	•	•	•	•	•	•	•	•	•	•	•	•
Two 3"-diameter holes	•	•	•	■	•	■	■	■	■	■	■	■	■	■	■	■	■	■	■	■	■	■	■	■
Four 3"-diameter holes	•	•	•	•	•	•	•	•	•	•	•	•	•	•	■	■	■	■	■	■	■	■	■	■

### Factory-Cut Hole for Round Power and Communication Port

▶ Page 240 for Specifying information

One 3½"-diameter hole	■	■	■	•	■	•	•	•	•	•	•	•	•	•	•	•	•	•	•	•	•	•	•	•
Two 3½"-diameter holes	•	•	•	■	•	■	■	■	■	■	■	■	■	■	■	■	■	■	■	■	■	■	■	■
Four 3½"-diameter holes	•	•	•	•	•	•	•	•	•	•	•	•	•	•	■	■	■	■	■	■	■	■	■	■

### Factory-Cut Hole for Oval Power and Communication Port

▶ Page 240 for Specifying information

One 12"W hole	•	■	■	■	■	■	■	■	•	■	■	■	■	■	•	■	•	•	•	•	•	•	•	•
Two 12"W holes	•	•	•	•	•	•	•	•	•	•	•	•	•	■	•	■	■	■	■	■	■	■	■	■

### Legend

- = Not available
- = Available

# Availability of Conference Top Options

Rectangular, Boat-Shape, and Racetrack Tops

► See page 230 for *Power and Communication Accessory Locations*.

<b>Rectangular, Boat-Shape, and Racetrack Tops</b>		<b>36"W</b>				<b>42"W</b>				<b>48"W</b>				<b>54"W</b>				<b>60"W</b>				<b>66"W</b>				<b>72"W</b>			
	60"W	66"W	72"W	84"W	72"W	84"W	96"W	108"W	84"W	96"W	108"W	120"W	144"W	108"W	120"W	144"W	168"W	120"W	144"W	168"W	192"W	216"W	144"W	168"W	192"W	216"W	168"W	192"W	216"W

## Grommets

► Page 238 for Specifying information

One 2 1/2" round		■	■	■	■	■	■	■	■	■	■	■	■	■	■	■	■	■	■	■	■	■	■	■	■	■	■	■	■
Two 2 1/2" round		•	•	•	■	•	■	■	■	■	■	■	■	■	■	■	■	■	■	■	■	■	■	■	■	■	■	■	■
Four 2 1/2" round		•	•	•	•	•	•	•	•	•	•	■	•	•	■	■	■	■	■	■	■	■	■	■	■	■	■	■	■

## Power Channels

► Page 238 for Specifying information

One power channel		•	•	•	■	•	■	■	■	■	■	■	■	■	■	■	■	■	■	■	■	■	■	■	■	■	■	■	■
Two power channels		•	•	•	•	•	•	•	•	•	•	■	•	•	■	■	■	■	■	■	■	■	■	■	■	■	■	■	■

## Power Units

► Page 239 for Specifying information

One power unit		■	■	■	•	■	•	•	•	•	•	•	•	•	•	•	•	•	•	•	•	•	•	•	•	•	•	•	•
Two power units		•	•	•	■	•	■	■	■	■	■	■	■	■	■	■	■	■	■	■	■	■	■	■	■	■	■	■	■
Four power units		•	•	•	•	•	•	•	•	•	•	■	•	•	■	■	■	■	■	■	■	■	■	■	■	■	■	■	■
Six power units		•	•	•	•	•	•	•	•	•	•	•	•	•	•	■	■	■	■	■	■	■	■	■	■	■	■	■	■

## Factory-Cut Hole for Power and Communication Sphere

► Page 240 for Specifying Information

One 3"-diameter hole		■	■	■	•	■	•	•	•	•	•	•	•	•	•	•	•	•	•	•	•	•	•	•	•	•	•	•	•
Two 3"-diameter holes		•	•	•	■	•	■	■	■	■	■	■	■	■	■	■	■	■	■	■	■	■	■	■	■	■	■	■	■
Four 3"-diameter holes		•	•	•	•	•	•	•	•	•	•	■	•	•	■	■	■	■	■	■	■	■	■	■	■	■	■	■	■

## Factory-Cut Hole for Round Power and Communication Port

► Page 240 for Specifying information

One 3 1/2"-diameter hole		■	■	■	•	■	•	•	•	•	•	•	•	•	•	•	•	•	•	•	•	•	•	•	•	•	•	•	•
Two 3 1/2"-diameter holes		•	•	•	■	•	■	■	■	■	■	■	■	■	■	■	■	■	■	■	■	■	■	■	■	■	■	■	■
Four 3 1/2"-diameter holes		•	•	•	•	•	•	•	•	•	•	■	•	•	■	■	■	■	■	■	■	■	■	■	■	■	■	■	■

## Factory-Cut Hole for Oval Power and Communication Port

► Page 240 for Specifying information

One 12"W hole		•	■	■	■	■	■	■	■	■	■	■	■	■	■	■	■	■	■	■	■	■	■	■	■	■	■	■	■
Two 12"W holes		•	•	•	•	•	•	•	•	•	■	•	•	■	■	■	■	■	■	■	■	■	■	■	■	■	■	■	■

## Legend

- = Not available
- = Available



# Specifying Conference Top Options

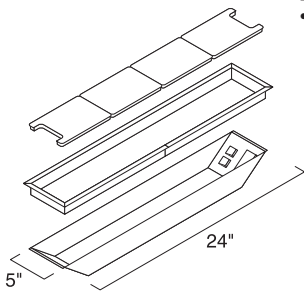
## Grommets



▶ See Availability of Conference Top Options, page 234.

Options	U.S. Price	Required to Specify
<ul style="list-style-type: none"> <li>One 2 1/2"-round grommet</li> </ul>	+\$117	Center: Specify <i>with CGRC</i> and select 0835 Black, 4799 Platinum Metallic, 9201 Polished Chrome, or 9211 Nickel.
<ul style="list-style-type: none"> <li>Two 2 1/2"-round grommets</li> </ul>	+\$234	Left/Right: Specify <i>with CGRLR</i> and select 0835 Black, 4799 Platinum Metallic, 9201 Polished Chrome, or 9211 Nickel.
<ul style="list-style-type: none"> <li>Four 2 1/2"-round grommets</li> </ul>	+\$468	Left/Center/Center/Right: Specify <i>with CGRLCCR</i> and select 0835 Black, 4799 Platinum Metallic, 9201 Polished Chrome, or 9211 Nickel.

## Power Channels



▶ See Availability of Conference Top Options, page 234.

*Tip: Power channel conduit must be hard-wired in the field.*

*Tip: Power channels cannot be used on tops supported by X-panel bases.*

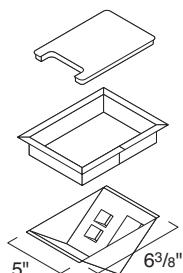
*Tip: Power channels cannot be used on 54"D x 120"W oval tops supported by T- or X-flex bases.*

*Tip: Technology covers are included with power units and power channels. Specify additional covers only if you need a different style or replacements.*

*Tip: AAPs are available from Extron Electronics. For information on AAPs and to find an Extron Electronics dealer, contact Extron at 800.633.9876 or online at [extron.com](http://extron.com).*

Options	U.S. Price	Required to Specify
<ul style="list-style-type: none"> <li>One power channel                             <ul style="list-style-type: none"> <li>—Power channel with four electrical outlets and 6' conduit for hardwiring in the field</li> <li>—Faceplates to accommodate four customer-supplied voice/data receptacles</li> <li>—Two square and two wire access technology covers</li> <li>—In place of the faceplates provided, up to four single space Extron Electronics Architectural Adapter Plates (AAPs) can be used for data solutions</li> <li>—Sleeve: paint or metal</li> </ul> </li> </ul>	+\$1128	Center: Specify <i>with CPCC</i> and select technology cover color: 2868 Cameo White Low Gloss (default) or 2869 Nocturne Black Low Gloss. Select sleeve color: 0835 Black or 4799 Platinum (default).
<ul style="list-style-type: none"> <li>Two power channels                             <ul style="list-style-type: none"> <li>—Two power channels each with four electrical outlets and 6' conduit for hardwiring in the field</li> <li>—Faceplates to accommodate eight customer-supplied voice/data receptacles</li> <li>—Four square and four wire access technology covers</li> <li>—In place of the faceplates provided, up to eight single space Extron Electronics Architectural Adapter Plates (AAPs) can be used for data solutions</li> <li>—Two sleeves: paint or metal</li> </ul> </li> </ul>	+\$2256	Left/Right: Specify <i>with CPCLR</i> and select technology cover color: 2868 Cameo White Low Gloss (default) or 2869 Nocturne Black Low Gloss. Select sleeve color: 0835 Black or 4799 Platinum (default).

## Power Units



► See Availability of Conference Top Options, page 234.

*Tip: Power unit conduit must be hardwired in the field.*

*Tip: Technology covers are included with power units and power channels. Specify additional covers only if you need a different style or replacements.*

*Tip: AAPs are available from Extron Electronics. For information on AAPs and to find an Extron Electronics dealer, contact Extron at 800.633.9876 or online at [extron.com](http://extron.com).*

Options	U.S. Price	Required to Specify
<ul style="list-style-type: none"> <li>• One power unit                             <ul style="list-style-type: none"> <li>—One power unit with two electrical outlets and 6' conduit for hardwiring in the field</li> <li>—Faceplates to accommodate two customer-supplied voice/data receptacles</li> <li>—In place of the faceplates provided, up to two single space Extron Electronics Architectural Adapter Plates (AAPs) can be used for data solutions</li> <li>—One wire access technology cover</li> <li>—Sleeve: paint or metal</li> </ul> </li> </ul>	+ \$ 543	Specify with <i>CPU1</i> and select technology cover color: 2868 Cameo White Low Gloss (default) or 2869 Nocturne Black Low Gloss. Select sleeve color: 0835 Black or 4799 Platinum (default).
<ul style="list-style-type: none"> <li>• Two power units                             <ul style="list-style-type: none"> <li>—Two power units each with two electrical outlets and 6' conduit for hardwiring in the field</li> <li>—Faceplates to accommodate four customer-supplied voice/data receptacles</li> <li>—In place of the faceplates provided, up to four single space Extron Electronics Architectural Adapter Plates (AAPs) can be used for data solutions</li> <li>—Two wire access technology covers</li> <li>—Two sleeves: paint or metal</li> </ul> </li> </ul>	+\$1086	Specify with <i>CPU2</i> and select technology cover color: 2868 Cameo White Low Gloss (default) or 2869 Nocturne Black Low Gloss. Select sleeve color: 0835 Black or 4799 Platinum (default).
<ul style="list-style-type: none"> <li>• Four power units                             <ul style="list-style-type: none"> <li>—Four power units each with two electrical outlets and 6' conduit for hardwiring in the field</li> <li>—Faceplates to accommodate eight customer-supplied voice/data receptacles</li> <li>—In place of the faceplates provided, up to eight single space Extron Electronics Architectural Adapter Plates (AAPs) can be used for data solutions</li> <li>—Four wire access technology covers</li> <li>—Four sleeves: paint or metal</li> </ul> </li> </ul>	+\$2172	Specify with <i>CPU4</i> and select technology cover color: 2868 Cameo White Low Gloss (default) or 2869 Nocturne Black Low Gloss. Select sleeve color: 0835 Black or 4799 Platinum (default).
<ul style="list-style-type: none"> <li>• Six power units                             <ul style="list-style-type: none"> <li>—Six power units each with two electrical outlets and 6' conduit for hardwiring in the field</li> <li>—Faceplates to accommodate twelve customer-supplied voice/data receptacles</li> <li>—In place of the faceplates provided, up to eight single space Extron Electronics Architectural Adapter Plates (AAPs) can be used for data solutions</li> <li>—Six wire access technology covers</li> <li>—Six sleeves: paint or metal</li> </ul> </li> </ul>	+\$3258	Specify with <i>CPU6</i> and select technology cover color: 2868 Cameo White Low Gloss (default) or 2869 Nocturne Black Low Gloss. Select sleeve color: 0835 Black or 4799 Platinum (default).

Convене



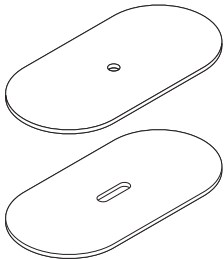
### For Canadian Pricing

Multiply U.S. Price by the Canadian price factor.

► See page 1 for details.

Specifying Conference Top Options, continued

**Factory-Cut Hole for Power and Communication Accessories**



▶ See *Availability of Conference Top Options*, page 234.

*Tip: Remember to order the power and communication ports and spheres separately.*  
▶ Page 427

*Tip: Oval ports cannot be used on the following top and base combinations:*  
— 54" x 120" oval tops with T- or X-flex bases  
— 54" x 144" oval tops with X-panel bases  
— 60" x 144" racetrack, rectangle, and boat-shape tops with elliptical drum bases.

Options	U.S. Price	Required to Specify
<b>Hole for power and communication sphere</b>		
• One 3" diameter hole	+\$ 49	Center: Specify with CPSC.
• Two 3" diameter holes	+\$ 98	Left/Right: Specify with CPSLR.
• Four 3" diameter holes	+\$196	Left/Center/Center/Right: Specify with CPSLCCR.
<b>Hole for round power and communication port</b>		
• One 3½" diameter hole	+\$ 49	Center: Specify with CSPC.
• Two 3½" diameter holes	+\$ 98	Left/Right: Specify with CSPLR.
• Four 3½" diameter holes	+\$196	Left/Center/Center/Right: Specify with CSPLCCR.
<b>Hole for oval power and communication port</b>		
• One 12"W hole	+\$ 49	Center: Specify with CLPC.
• Two 12"W holes	+\$ 98	Left/Right: Specify with CLPLR.



**For Canadian Pricing**  
Multiply U.S. Price by the Canadian price factor.  
▶ See page 1 for details.



# Round Wood Conference Table Tops

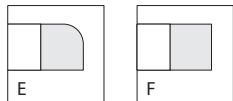


Tip: Your specification is not complete until you add a third letter to the style number to define the table top edge profile.

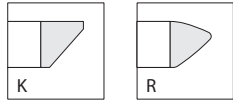
Standard Includes	Required to Specify
-------------------	---------------------

- |   |   |
|---|---|
| <ul style="list-style-type: none"> <li>▶ Need help? Product details, page 204</li> <li>• Table top: wood group 1 veneer with solid wood edge</li> </ul> | <ol style="list-style-type: none"> <li>1 Style number with appropriate edge profile letter indicated in the space provided (For example, CW_R36 becomes CWFR36 for flat edge profile)                     <ul style="list-style-type: none"> <li>▶ See edge profiles below.</li> </ul> </li> <li>2 Wood veneer color number for top</li> <li>3 Options, if selected (see below)                     <ul style="list-style-type: none"> <li>▶ See <i>Surface Materials</i>, page 454.</li> </ul> </li> </ol> |
|---|---|

### Standard Edge Profiles For Diameter Tops 36"-60"

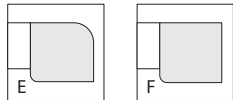


Bullnose X4/23 Flat

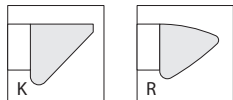


Knife Rei X4/23

### Large Edge Profiles For Diameter Tops 66"-72"



Bullnose X4/23 Flat



Knife Rei X4/23

Options	U.S. Price	Required to Specify
<b>Surface Materials</b> <ul style="list-style-type: none"> <li>• Wood group 2 Prices below</li> <li>• Wood group 3 Prices below</li> <li>• Customiz stain on wood No cost</li> <li>• Full-fill finish on wood group 1 Prices below</li> </ul>		Specify wood color number. Specify wood color number. Specify with <i>Customiz stain</i> . <ul style="list-style-type: none"> <li>▶ See <i>Surface Materials Reference Manual</i>. Specify full-fill finish number.</li> </ul>

**Additional Options**

- ▶ See *Availability of Conference Top Options*, page 234.
- ▶ See *Specifying Conference Top Options*, page 238.

### Specification Information

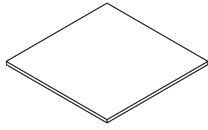
Diameter	Style Number	U.S. Base Price	Options (Add \$ to Base Price)		
			Wood	Wood	Full-Fill Finish on Wood
			Group 2	Group 3	Group 1
36"	<b>CW_R36</b>	\$2024	+\$ 69	+\$ 240	+\$35
42"	<b>CW_R42</b>	\$2435	+\$102	+\$ 358	+\$35
48"	<b>CW_R48</b>	\$3065	+\$102	+\$ 358	+\$35
54"	<b>CW_R54</b>	\$3979	+\$183	+\$ 642	+\$66
60"	<b>CW_R60</b>	\$4621	+\$183	+\$ 642	+\$66
66"	<b>CW_R66</b>	\$5580	+\$232	+\$ 803	+\$66
72"	<b>CW_R72</b>	\$6505	+\$300	+\$1044	+\$66

Convене

**For Canadian Pricing**  
Multiply U.S. Price by the Canadian price factor.  
▶ See page 1 for details.

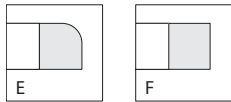
3/4/23 = Last order entry  
April 16, 2023

# Square Wood Conference Table Tops

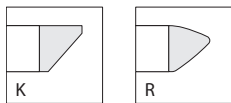


Tip: Your specification is not complete until you add a third letter to the style number to define the table top edge profile.

### Standard Edge Profiles For Tops 36"W-60"W



Bullnose X4/23 Flat



Knife Rei X4/23

Standard Includes	Required to Specify
-------------------	---------------------

- |   |   |
|---|---|
| <ul style="list-style-type: none"> <li>▶ Need help? Product details, page 204</li> <li>• Table top: wood group 1 veneer with solid wood edge</li> </ul> | <ul style="list-style-type: none"> <li>1 Style number with appropriate edge profile letter indicated in the space provided (For example, CW_S36 becomes CWFS36 for flat edge profile)</li> <li>▶ See edge profiles below.</li> <li>2 Wood veneer color number for top</li> <li>3 Options, if selected (see below)</li> <li>▶ See <i>Surface Materials</i>, page 454.</li> </ul> |
|---|---|

Options	U.S. Price	Required to Specify
---------	------------	---------------------

<b>Surface Materials</b> <ul style="list-style-type: none"> <li>• Wood group 2</li> <li>• Wood group 3</li> <li>• Customiz stain on wood</li> </ul>	<ul style="list-style-type: none"> <li>Prices below</li> <li>Prices below</li> <li>No cost</li> </ul>	<ul style="list-style-type: none"> <li>Specify wood color number.</li> <li>Specify wood color number.</li> <li>Specify <i>with Customiz stain</i>.</li> <li>▶ See <i>Surface Materials Reference Manual</i>.</li> <li>Specify full-fill finish number.</li> </ul>
<ul style="list-style-type: none"> <li>• Full-fill finish on wood group 1</li> </ul>	<ul style="list-style-type: none"> <li>Prices below</li> </ul>	

**Additional Options**

- ▶ See *Availability of Conference Top Options*, page 234.
- ▶ See *Specifying Conference Top Options*, page 238.

### Specification Information

• Dimensions		• Style Number	• U.S. Base Price	• Options (Add \$ to Base Price)		
D	W			Wood	Wood	Wood
36"	36"	<b>CW_S36</b>	\$1655	+\$ 69	+\$240	+\$35
42"	42"	<b>CW_S42</b>	\$1990	+\$102	+\$358	+\$35
48"	48"	<b>CW_S48</b>	\$2510	+\$102	+\$358	+\$66
54"	54"	<b>CW_S54</b>	\$3568	+\$183	+\$642	+\$66
60"	60"	<b>CW_S60</b>	\$4739	+\$183	+\$642	+\$66
:	:	:	:	:	:	:



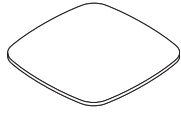
#### For Canadian Pricing

Multiply U.S. Price by the Canadian price factor.

▶ See page 1 for details.

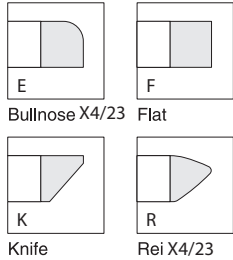
4/23 = Last order entry  
April 16, 2023

# Cushion Wood Conference Table Tops



*Tip: Your specification is not complete until you add a third letter to the style number to define the table top edge profile.*

### Standard Edge Profiles For Tops 36"W-60"W



Standard Includes	Required to Specify
-------------------	---------------------

- |   |   |
|---|---|
| <ul style="list-style-type: none"> <li>▶ Need help? Product details, page 204</li> <li>• Table top: wood group 1 veneer with solid wood edge</li> </ul> | <ol style="list-style-type: none"> <li>1 Style number with appropriate edge profile letter indicated in the space provided (For example, CW_C36 becomes CWFC36 for flat edge profile)                     <ul style="list-style-type: none"> <li>▶ See edge profiles below.</li> </ul> </li> <li>2 Wood veneer color number for top</li> <li>3 Options, if selected (see below)                     <ul style="list-style-type: none"> <li>▶ See <i>Surface Materials</i>, page 454.</li> </ul> </li> </ol> |
|---|---|

Options	U.S. Price	Required to Specify
---------	------------	---------------------

<b>Surface Materials</b> <ul style="list-style-type: none"> <li>• Wood group 2</li> <li>• Wood group 3</li> <li>• Customiz stain on wood</li> </ul>	Prices below Prices below No cost	Specify wood color number. Specify wood color number. Specify <i>with Customiz stain</i> . ▶ See <i>Surface Materials Reference Manual</i> . Specify full-fill finish number.
<ul style="list-style-type: none"> <li>• Full-fill finish on wood group 1</li> </ul>	Prices below	

**Additional Options**

- ▶ See *Availability of Conference Top Options*, page 234.
- ▶ See *Specifying Conference Top Options*, page 238.

### Specification Information

• Dimensions		• Style Number	• U.S. Base Price	• Options (Add \$ to Base Price)			
D	W			Wood	Wood	Wood	
36"	36"	<b>CW_C36</b>	\$1987	+	\$ 69	+\$240	+\$35
42"	42"	<b>CW_C42</b>	\$2394	+	\$102	+\$358	+\$35
48"	48"	<b>CW_C48</b>	\$3012	+	\$102	+\$358	+\$66
54"	54"	<b>CW_C54</b>	\$4285	+	\$183	+\$642	+\$66
60"	60"	<b>CW_C60</b>	\$5690	+	\$183	+\$642	+\$66

**For Canadian Pricing**  
 Multiply U.S. Price by the Canadian price factor.  
 ▶ See page 1 for details.

3/4/23 = Last order entry  
 April 16, 2023

# Oval Wood Conference Table Tops



Standard Includes	Required to Specify
-------------------	---------------------

- |  |   |  |
|--|---|--|
| <ul style="list-style-type: none"> <li>▶ Need help? Product details, page 204</li> </ul> | <ul style="list-style-type: none"> <li>• Table top: wood group 1 veneer with solid wood edge</li> </ul> | <ul style="list-style-type: none"> <li>1 Style number with appropriate edge profile letter indicated in the space provided (For example, CW_J3660 becomes CWFJ3660 for flat edge profile)</li> <li>▶ See edge profiles at right.</li> <li>2 Wood veneer color number for top</li> <li>3 Options, if selected (see below)</li> <li>▶ See <i>Surface Materials</i>, page 454.</li> </ul> |
|--|---|--|

Options	U.S. Price	Required to Specify
---------	------------	---------------------

- |                          |  |   |
|--------------------------|--|---|
| <b>Surface Materials</b> | <ul style="list-style-type: none"> <li>• Wood group 2 Prices at right</li> <li>• Wood group 3 Prices at right</li> <li>• Customiz stain on wood No cost</li> </ul> | <ul style="list-style-type: none"> <li>Specify wood color number.</li> <li>Specify wood color number.</li> <li>Specify <i>with Customiz stain</i>.</li> <li>▶ See <i>Surface Materials Reference Manual</i>.</li> <li>Specify full-fill finish number.</li> </ul> |
|                          | <ul style="list-style-type: none"> <li>• Full-fill finish on wood group 1 Prices at right</li> </ul>   |   |

- |                           |   |
|---------------------------|---|
| <b>Additional Options</b> | <ul style="list-style-type: none"> <li>▶ See <i>Availability of Conference Top Options</i>, page 234.</li> <li>▶ See <i>Specifying Conference Top Options</i>, page 238.</li> </ul> |
|---------------------------|---|



**For Canadian Pricing**

Multiply U.S. Price by the Canadian price factor.

- ▶ See page 1 for details.

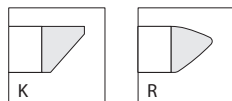


Tip: Your specification is not complete until you add a third letter to the style number to define the table top edge profile.

**Standard Edge Profiles For Tops 60"W-120"W**

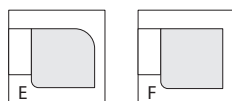


Bullnose X4/23 Flat

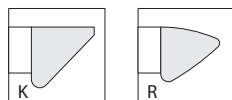


Knife Rei X4/23

**Large Edge Profiles For Tops 144"W and Wider**



Bullnose X4/23 Flat



Knife Rei X4/23

**Specification Information**

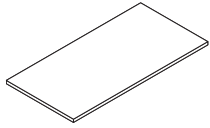
Dimensions D W	Style Number	U.S. Base Price	Options (Add \$ to Base Price)			
			Wood Group 2	Wood Group 3	Full-Fill Finish on Wood Group 1	
36"	60" <b>CW_J3660</b>	\$ 3420	+\$102	+\$ 358	+\$ 66	
	66" <b>CW_J3666</b>	\$ 3674	+\$141	+\$ 493	+\$ 66	
	72" <b>CW_J3672</b>	\$ 3941	+\$141	+\$ 493	+\$ 66	
	84" <b>CW_J3684</b>	\$ 4469	+\$183	+\$ 642	+\$ 66	
42"	72" <b>CW_J4272</b>	\$ 4483	+\$183	+\$ 642	+\$ 66	
	84" <b>CW_J4284</b>	\$ 4909	+\$183	+\$ 642	+\$ 66	
	96" <b>CW_J4296</b>	\$ 5538	+\$232	+\$ 803	+\$ 66	
48"	108" <b>CW_J42108</b>	\$ 6182	+\$232	+\$ 803	+\$102	
	84" <b>CW_J4884</b>	\$ 5393	+\$232	+\$ 803	+\$ 66	
	96" <b>CW_J4896</b>	\$ 5716	+\$232	+\$ 803	+\$102	
	108" <b>CW_J48108</b>	\$ 6983	+\$300	+\$1044	+\$102	
54"	120" <b>CW_J48120</b>	\$ 8551	+\$300	+\$1044	+\$102	
	108" <b>CW_J54108</b>	\$ 8009	+\$337	+\$1185	+\$102	
	120" <b>CW_J54120</b>	\$ 9300	+\$337	+\$1185	+\$134	
	144" <b>CW_J54144</b>	\$11,043	+\$422	+\$1469	+\$134	
60"	120" <b>CW_J60120</b>	\$ 9938	+\$372	+\$1298	+\$134	
	144" <b>CW_J60144</b>	\$13,360	+\$446	+\$1563	+\$168	
	168" <b>CW_J60168</b>	\$17,503	+\$475	+\$1655	+\$168	
66"	144" <b>CW_J66144</b>	\$14,819	+\$475	+\$1655	+\$168	
	168" <b>CW_J66168</b>	\$18,244	+\$542	+\$1897	+\$204	
	192" <b>CW_J66192</b>	\$19,899	+\$606	+\$2126	+\$204	
72"	168" <b>CW_J72168</b>	\$21,302	+\$606	+\$2126	+\$204	
	192" <b>CW_J72192</b>	\$23,472	+\$676	+\$2364	+\$237	
	216" <b>CW_J72216</b>	\$25,471	+\$743	+\$2607	+\$267	



**For Canadian Pricing**  
 Multiply U.S. Price by the Canadian price factor.  
 ▶ See page 1 for details.

3/4/23 = Last order entry  
 April 16, 2023

# Rectangular Wood Conference Table Tops



Standard Includes	Required to Specify
-------------------	---------------------

- |  |   |  |
|--|---|--|
| <ul style="list-style-type: none"> <li>▶ Need help? Product details, page 204</li> </ul> | <ul style="list-style-type: none"> <li>• Table top: wood group 1 veneer with solid wood edge</li> </ul> | <ul style="list-style-type: none"> <li>1 Style number with appropriate edge profile letter indicated in the space provided (For example, CW_T3660 becomes CWFT3660 for flat edge profile)                             <ul style="list-style-type: none"> <li>▶ See edge profiles at right.</li> </ul> </li> <li>2 Wood veneer color number for top</li> <li>3 Options, if selected (see below)                             <ul style="list-style-type: none"> <li>▶ See <i>Surface Materials</i>, page 454.</li> </ul> </li> </ul> |
|--|---|--|

Options	U.S. Price	Required to Specify
---------	------------	---------------------

- |  |   |   |
|--|---|---|
| <p><b>Surface Materials</b></p> <ul style="list-style-type: none"> <li>• Wood group 2</li> <li>• Wood group 3</li> <li>• Customiz stain on wood</li> </ul> | <ul style="list-style-type: none"> <li>Prices at right</li> <li>Prices at right</li> <li>No cost</li> </ul> | <ul style="list-style-type: none"> <li>Specify wood color number.</li> <li>Specify wood color number.</li> <li>Specify <i>with Customiz stain</i>.</li> <li>▶ See <i>Surface Materials Reference Manual</i>.</li> <li>Specify full-fill finish number.</li> </ul> |
| <ul style="list-style-type: none"> <li>• Full-fill finish on wood group 1</li> </ul>   | <ul style="list-style-type: none"> <li>Prices at right</li> </ul>   |   |

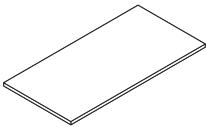
- Additional Options**
- ▶ See *Availability of Conference Top Options*, page 234.
  - ▶ See *Specifying Conference Top Options*, page 238.



**For Canadian Pricing**  
 Multiply U.S. Price by the Canadian price factor.  
 ▶ See page 1 for details.

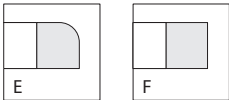
**Specification Information**

Dimensions D W	Style Number	U.S. Base Price	Options (Add \$ to Base Price)			
			Wood Group 2	Wood Group 3	Full-Fill Finish on Wood Group 1	
36"	60"	<b>CW_T3660</b>	\$ 2944	+\$102	+\$ 358	+\$ 66
	66"	<b>CW_T3666</b>	\$ 3168	+\$141	+\$ 493	+\$ 66
	72"	<b>CW_T3672</b>	\$ 3395	+\$141	+\$ 493	+\$ 66
	84"	<b>CW_T3684</b>	\$ 3849	+\$183	+\$ 642	+\$ 66
42"	72"	<b>CW_T4272</b>	\$ 3861	+\$183	+\$ 642	+\$ 66
	84"	<b>CW_T4284</b>	\$ 4229	+\$183	+\$ 642	+\$ 66
	96"	<b>CW_T4296</b>	\$ 4769	+\$232	+\$ 803	+\$ 66
	108"	<b>CW_T42108</b>	\$ 5322	+\$232	+\$ 803	+\$102
48"	84"	<b>CW_T4884</b>	\$ 4646	+\$232	+\$ 803	+\$ 66
	96"	<b>CW_T4896</b>	\$ 4929	+\$232	+\$ 803	+\$102
	108"	<b>CW_T48108</b>	\$ 6015	+\$300	+\$1044	+\$102
	120"	<b>CW_T48120</b>	\$ 7365	+\$300	+\$1044	+\$102
	144"	<b>CW_T48144</b>	\$ 8123	+\$372	+\$1298	+\$134
54"	108"	<b>CW_T54108</b>	\$ 6898	+\$337	+\$1185	+\$102
	120"	<b>CW_T54120</b>	\$ 8007	+\$337	+\$1185	+\$134
	144"	<b>CW_T54144</b>	\$ 9511	+\$422	+\$1469	+\$134
	168"	<b>CW_T54168</b>	\$11,519	+\$475	+\$1655	+\$168
	60"	120"	<b>CW_T60120</b>	\$ 8559	+\$372	+\$1298
144"		<b>CW_T60144</b>	\$11,506	+\$446	+\$1563	+\$168
168"		<b>CW_T60168</b>	\$15,075	+\$475	+\$1655	+\$168
192"		<b>CW_T60192</b>	\$15,555	+\$542	+\$1897	+\$204
216"		<b>CW_T60216</b>	\$16,042	+\$606	+\$2126	+\$237
66"		144"	<b>CW_T66144</b>	\$13,473	+\$475	+\$1655
	168"	<b>CW_T66168</b>	\$16,587	+\$542	+\$1897	+\$204
	192"	<b>CW_T66192</b>	\$18,096	+\$606	+\$2126	+\$204
	216"	<b>CW_T66216</b>	\$20,954	+\$676	+\$2364	+\$237
	72"	168"	<b>CW_T72168</b>	\$19,357	+\$606	+\$2126
192"		<b>CW_T72192</b>	\$21,336	+\$676	+\$2364	+\$237
216"		<b>CW_T72216</b>	\$23,155	+\$743	+\$2607	+\$267

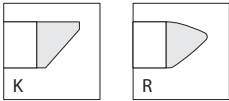


Tip: Your specification is not complete until you add a third letter to the style number to define the table top edge profile.

**Standard Edge Profiles For Tops 60"W-120"W**

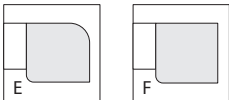


Bullnose X4/23 Flat

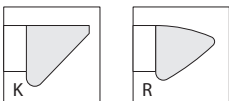


Knife Rei X4/23

**Large Edge Profiles For Tops 144"W and Wider**



Bullnose X4/23 Flat

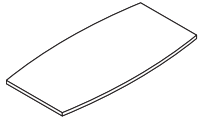


Knife Rei X4/23

 **For Canadian Pricing**  
Multiply U.S. Price by the Canadian price factor.  
▶ See page 1 for details.

3/4/23 = Last order entry  
April 16, 2023

# Boat-Shape Wood Conference Table Tops

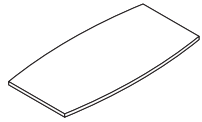


		Standard Includes	Required to Specify
<p>▶ Need help? Product details, page 204</p>	<ul style="list-style-type: none"> <li>Table top: wood group 1 veneer with solid wood edge</li> </ul>	<p>1 Style number with appropriate edge profile letter indicated in the space provided (For example, CW_B3660 becomes CWFB3660 for flat edge profile)</p> <ul style="list-style-type: none"> <li>▶ See edge profiles at right.</li> </ul> <p>2 Wood veneer color number for top</p> <p>3 Options, if selected (see below)</p> <ul style="list-style-type: none"> <li>▶ See <i>Surface Materials</i>, page 454.</li> </ul>	
		Options	U.S. Price
<b>Surface Materials</b>	<ul style="list-style-type: none"> <li>Wood group 2</li> <li>Wood group 3</li> <li>Customiz stain on wood</li> </ul>	<p>Prices at right</p> <p>Prices at right</p> <p>No cost</p>	<p>Specify wood color number.</p> <p>Specify wood color number.</p> <p>Specify <i>with Customiz stain</i>.</p> <ul style="list-style-type: none"> <li>▶ See <i>Surface Materials Reference Manual</i>.</li> </ul> <p>Specify full-fill finish number.</p>
<b>Additional Options</b>	<ul style="list-style-type: none"> <li>Full-fill finish on wood group 1</li> </ul>	<p>Prices at right</p>	<ul style="list-style-type: none"> <li>▶ See <i>Availability of Conference Top Options</i>, page 234.</li> <li>▶ See <i>Specifying Conference Top Options</i>, page 238.</li> </ul>



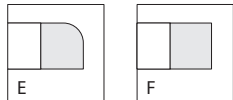
**For Canadian Pricing**  
 Multiply U.S. Price by the Canadian price factor.  
 ▶ See page 1 for details.



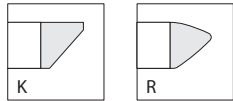


Tip: Your specification is not complete until you add a third letter to the style number to define the table top edge profile.

**Standard Edge Profiles For Tops 60"W-120"W**

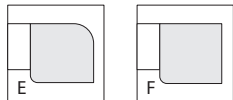


Bullnose X4/23 Flat

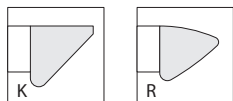


Knife Rei X4/23

**Large Edge Profiles For Tops 144"W and Wider**



Bullnose X4/23 Flat



Knife Rei X4/23

**Specification Information**

Dimensions D W	Style Number	U.S. Base Price	Options (Add \$ to Base Price)			
			Wood Group 2	Wood Group 3	Full-Fill Finish on Wood Group 1	
30"/36"	60" <b>CW_B3660</b>	\$ 3420	+\$102	+\$ 358	+\$ 66	
	66" <b>CW_B3666</b>	\$ 3674	+\$141	+\$ 493	+\$ 66	
	72" <b>CW_B3672</b>	\$ 3941	+\$141	+\$ 493	+\$ 66	
	84" <b>CW_B3684</b>	\$ 4469	+\$183	+\$ 642	+\$ 66	
36"/42"	72" <b>CW_B4272</b>	\$ 4483	+\$183	+\$ 642	+\$ 66	
	84" <b>CW_B4284</b>	\$ 4909	+\$183	+\$ 642	+\$ 66	
	96" <b>CW_B4296</b>	\$ 5538	+\$232	+\$ 803	+\$ 66	
	108" <b>CW_B42108</b>	\$ 6182	+\$232	+\$ 803	+\$102	
41"/48"	84" <b>CW_B4884</b>	\$ 5393	+\$232	+\$ 803	+\$ 66	
	96" <b>CW_B4896</b>	\$ 5716	+\$232	+\$ 803	+\$102	
	108" <b>CW_B48108</b>	\$ 6983	+\$300	+\$1044	+\$102	
	120" <b>CW_B48120</b>	\$ 8551	+\$300	+\$1044	+\$102	
	144" <b>CW_B48144</b>	\$ 9430	+\$372	+\$1298	+\$134	
46"/54"	108" <b>CW_B54108</b>	\$ 8009	+\$337	+\$1185	+\$102	
	120" <b>CW_B54120</b>	\$ 9300	+\$337	+\$1185	+\$134	
	144" <b>CW_B54144</b>	\$11,043	+\$422	+\$1469	+\$134	
	168" <b>CW_B54168</b>	\$13,378	+\$475	+\$1655	+\$168	
51"/60"	120" <b>CW_B60120</b>	\$ 9938	+\$372	+\$1298	+\$134	
	144" <b>CW_B60144</b>	\$13,360	+\$446	+\$1563	+\$168	
	168" <b>CW_B60168</b>	\$17,503	+\$475	+\$1655	+\$168	
	192" <b>CW_B60192</b>	\$18,059	+\$542	+\$1897	+\$204	
	216" <b>CW_B60216</b>	\$18,626	+\$606	+\$2126	+\$237	
56"/66"	144" <b>CW_B66144</b>	\$14,819	+\$475	+\$1655	+\$168	
	168" <b>CW_B66168</b>	\$18,244	+\$542	+\$1897	+\$204	
	192" <b>CW_B66192</b>	\$19,899	+\$606	+\$2126	+\$204	
	216" <b>CW_B66216</b>	\$23,051	+\$676	+\$2364	+\$237	
61"/72"	168" <b>CW_B72168</b>	\$21,302	+\$606	+\$2126	+\$204	
	192" <b>CW_B72192</b>	\$23,472	+\$676	+\$2364	+\$237	
	216" <b>CW_B72216</b>	\$25,471	+\$743	+\$2607	+\$267	



 **For Canadian Pricing**  
Multiply U.S. Price by the  
Canadian price factor.  
▶ See page 1 for details.

3/4/23 = Last order entry  
April 16, 2023

# Racetrack Wood Conference Table Tops



Standard Includes		Required to Specify	
<ul style="list-style-type: none"> <li>▶ Need help? Product details, page 204</li> </ul>	<ul style="list-style-type: none"> <li>• Table top: wood group 1 veneer with solid wood edge</li> </ul>	<ol style="list-style-type: none"> <li>1 Style number with appropriate edge profile letter indicated in the space provided (For example, CW_K3660 becomes CWFK3660 for flat edge profile)</li> </ol> <ul style="list-style-type: none"> <li>▶ See edge profiles at right.</li> </ul>	<ol style="list-style-type: none"> <li>2 Wood veneer color number for top</li> <li>3 Options, if selected (see below)</li> </ol> <ul style="list-style-type: none"> <li>▶ See <i>Surface Materials</i>, page 454.</li> </ul>
Options		U.S. Price	Required to Specify
<b>Surface Materials</b>	• Wood group 2	Prices at right	Specify wood color number. Specify wood color number. Specify <i>with Customiz stain</i> . ▶ See <i>Surface Materials Reference Manual</i> . Specify full-fill finish number.
	• Wood group 3	Prices at right	
	• Customiz stain on wood	No cost	
	• Full-fill finish on wood group 1	Prices at right	
<b>Additional Options</b>	<ul style="list-style-type: none"> <li>▶ See <i>Availability of Conference Top Options</i>, page 234.</li> <li>▶ See <i>Specifying Conference Top Options</i>, page 238.</li> </ul>		



**For Canadian Pricing**  
 Multiply U.S. Price by the Canadian price factor.  
 ▶ See page 1 for details.

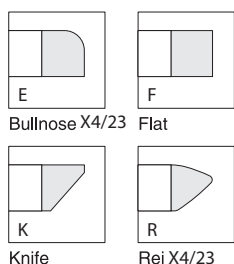
**Specification Information**

Dimensions D W	Style Number	U.S. Base Price	Options (Add \$ to Base Price)			
			Wood Group 2	Wood Group 3	Full-Fill Finish on Wood Group 1	
36"	60" <b>CW_K3660</b>	\$ 3265	+\$102	+\$ 358	+\$ 66	
	66" <b>CW_K3666</b>	\$ 3508	+\$141	+\$ 493	+\$ 66	
	72" <b>CW_K3672</b>	\$ 3759	+\$141	+\$ 493	+\$ 66	
	84" <b>CW_K3684</b>	\$ 4264	+\$183	+\$ 642	+\$ 66	
42"	72" <b>CW_K4272</b>	\$ 4278	+\$183	+\$ 642	+\$ 66	
	84" <b>CW_K4284</b>	\$ 4686	+\$183	+\$ 642	+\$ 66	
	96" <b>CW_K4296</b>	\$ 5284	+\$232	+\$ 803	+\$ 66	
48"	108" <b>CW_K42108</b>	\$ 5900	+\$232	+\$ 803	+\$102	
	84" <b>CW_K4884</b>	\$ 5147	+\$232	+\$ 803	+\$ 66	
	96" <b>CW_K4896</b>	\$ 5453	+\$232	+\$ 803	+\$102	
	108" <b>CW_K48108</b>	\$ 6664	+\$300	+\$1044	+\$102	
54"	120" <b>CW_K48120</b>	\$ 8160	+\$300	+\$1044	+\$102	
	144" <b>CW_K48144</b>	\$ 9004	+\$372	+\$1298	+\$134	
	108" <b>CW_K54108</b>	\$ 7644	+\$337	+\$1185	+\$102	
	120" <b>CW_K54120</b>	\$ 8878	+\$337	+\$1185	+\$134	
60"	144" <b>CW_K54144</b>	\$10,540	+\$422	+\$1469	+\$134	
	168" <b>CW_K54168</b>	\$12,768	+\$475	+\$1655	+\$168	
	120" <b>CW_K60120</b>	\$ 9487	+\$372	+\$1298	+\$134	
	144" <b>CW_K60144</b>	\$12,755	+\$446	+\$1563	+\$168	
66"	168" <b>CW_K60168</b>	\$16,708	+\$475	+\$1655	+\$168	
	192" <b>CW_K60192</b>	\$17,237	+\$542	+\$1897	+\$204	
	216" <b>CW_K60216</b>	\$17,780	+\$606	+\$2126	+\$237	
	144" <b>CW_K66144</b>	\$14,146	+\$475	+\$1655	+\$168	
72"	168" <b>CW_K66168</b>	\$17,417	+\$542	+\$1897	+\$204	
	192" <b>CW_K66192</b>	\$18,993	+\$606	+\$2126	+\$204	
	216" <b>CW_K66216</b>	\$22,001	+\$676	+\$2364	+\$237	
	168" <b>CW_K72168</b>	\$20,329	+\$606	+\$2126	+\$204	
72"	192" <b>CW_K72192</b>	\$22,405	+\$676	+\$2364	+\$237	
	216" <b>CW_K72216</b>	\$24,311	+\$743	+\$2607	+\$267	

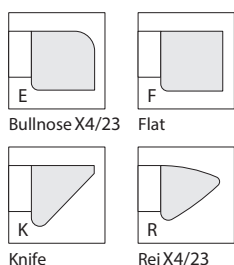


Tip: Your specification is not complete until you add a third letter to the style number to define the table top edge profile.

**Standard Edge Profiles For Tops 60"W-120"W**



**Large Edge Profiles For Tops 144"W and Wider**



**For Canadian Pricing**  
 Multiply U.S. Price by the Canadian price factor.  
 ▶ See page 1 for details.

3/4/23 = Last order entry  
 April 16, 2023



# Round Laminate Conference Table Tops



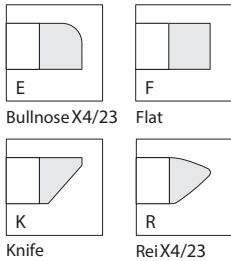
Standard Includes	Required to Specify
<ul style="list-style-type: none"> <li>▶ Need help? Product details, page 204</li> <li>• Table top: laminate price group 1 with solid wood group 1 edge</li> </ul>	<ol style="list-style-type: none"> <li>1 Style number with appropriate edge profile letter indicated in the space provided (For example, CL_R36 becomes CLFR36 for flat edge profile)                     <ul style="list-style-type: none"> <li>▶ See edge profiles below.</li> </ul> </li> <li>2 Laminate color number for top</li> <li>3 Wood finish number for edge profile</li> <li>4 Options, if selected (see below)                     <ul style="list-style-type: none"> <li>▶ See <i>Surface Materials</i>, page 454.</li> </ul> </li> </ol>

**For laminate group 2 and 3 pricing, please refer to the electronic catalog or SmartTools.**

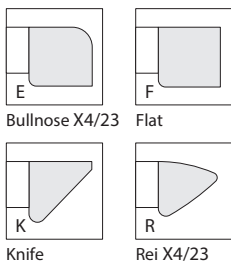
*Tip: Your specification is not complete until you add a third letter to the style number to define the table top edge profile.*

Options	U.S. Price	Required to Specify
<b>Surface Materials</b>		
• Wood group 2 on wood edge profile	Prices below	Specify wood color number.
• Wood group 3 on wood edge profile	Prices below	Specify wood color number.
• Customiz stain on wood edge profile	No cost	Specify <i>with Customiz stain</i> .
• High-Pressure Laminate price group 2	See information at left	▶ See <i>Surface Materials Reference Manual</i> . Specify High-Pressure Laminate color number.
• High-Pressure Laminate price group 3	See information at left	Specify High-Pressure Laminate color number.
• Open Line laminate	+\$102 plus cost of laminate	▶ See <i>Surface Materials Reference Manual</i> .

## Standard Edge Profiles For Diameter Tops 36"–60"



## Large Edge Profiles For Diameter Tops 66"–72"



**Additional Options**

- ▶ See *Availability of Conference Top Options*, page 234.
- ▶ See *Specifying Conference Top Options*, page 238.

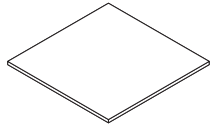
### Specification Information

Diameter	Style Number	U.S. Base Price	Options (Add \$ to Base Price)	
			Wood on Edge Group 2	Wood on Edge Group 3
36"	<b>CL_R36</b>	\$1909	+\$ 41	+\$138
42"	<b>CL_R42</b>	\$2304	+\$ 47	+\$161
48"	<b>CL_R48</b>	\$2891	+\$ 47	+\$161
54"	<b>CL_R54</b>	\$3757	+\$ 97	+\$334
60"	<b>CL_R60</b>	\$4365	+\$ 97	+\$334
66"	<b>CL_R66</b>	\$5272	+\$113	+\$402
72"	<b>CL_R72</b>	\$6151	+\$146	+\$518

 **For Canadian Pricing**  
 Multiply U.S. Price by the Canadian price factor.  
 ▶ See page 1 for details.

3/4/23 = Last order entry  
 April 16, 2023

# Square Laminate Conference Table Tops



Standard Includes	Required to Specify
<ul style="list-style-type: none"> <li>▶ Need help? Product details, page 204</li> <li>• Table top: laminate price group 1 with solid wood group 1 edge</li> </ul>	<ul style="list-style-type: none"> <li>1 Style number with appropriate edge profile letter indicated in the space provided (For example, CL_S36 becomes CLFS36 for flat edge profile)</li> <li>▶ See edge profiles below.</li> <li>2 Laminate color number for top</li> <li>3 Wood finish number for edge profile</li> <li>4 Options, if selected (see below)</li> <li>▶ See <i>Surface Materials</i>, page 454.</li> </ul>

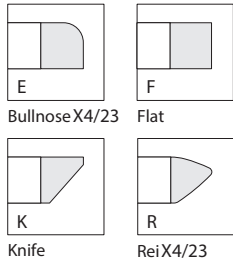
**For laminate group 2 and 3 pricing, please refer to the electronic catalog or SmartTools.**

Options	U.S. Price	Required to Specify
<b>Surface Materials</b>		
• Wood group 2 on wood edge profile	Prices below	Specify wood color number.
• Wood group 3 on wood edge profile	Prices below	Specify wood color number.
• Customiz stain on wood edge profile	No cost	Specify <i>with Customiz stain</i> .
• High-Pressure Laminate price group 2	See information at left	▶ See <i>Surface Materials Reference Manual</i> . Specify High-Pressure Laminate color number.
• High-Pressure Laminate price group 3	See information at left	Specify High-Pressure Laminate color number.
• Open Line laminate	+\$102 plus cost of laminate	▶ See <i>Surface Materials Reference Manual</i> .

**Additional Options** ▶ See *Availability of Conference Top Options*, page 234.  
▶ See *Specifying Conference Top Options*, page 238.

*Tip: Your specification is not complete until you add a third letter to the style number to define the table top edge profile.*

**Standard Edge Profiles For Tops 36"W-60"W**

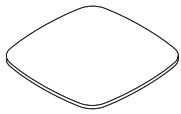


Specification Information					
Dimensions		Style Number	U.S. Base Price	Options	
D	W			(Add \$ to Base Price)	
				Wood on Edge	
				Wood Group 2	Wood Group 3
36"	36"	<b>CL_S36</b>	\$1566	+\$41	+\$138
42"	42"	<b>CL_S42</b>	\$1884	+\$47	+\$161
48"	48"	<b>CL_S48</b>	\$2374	+\$47	+\$161
54"	54"	<b>CL_S54</b>	\$3370	+\$97	+\$334
60"	60"	<b>CL_S60</b>	\$4482	+\$97	+\$334

**For Canadian Pricing**  
Multiply U.S. Price by the Canadian price factor.  
▶ See page 1 for details.

3/4/23 = Last order entry  
April 16, 2023

# Cushion Laminate Conference Table Tops



Standard Includes	Required to Specify
<ul style="list-style-type: none"> <li>▶ Need help? Product details, page 204</li> <li>• Table top: laminate price group 1 with solid wood group 1 edge</li> </ul>	<ol style="list-style-type: none"> <li>1 Style number with appropriate edge profile letter indicated in the space provided (For example, CL_C36 becomes CLFC36 for flat edge profile)                     <ul style="list-style-type: none"> <li>▶ See edge profiles below.</li> </ul> </li> <li>2 Laminate color number for top</li> <li>3 Wood finish number for edge profile</li> <li>4 Options, if selected (see below)                     <ul style="list-style-type: none"> <li>▶ See <i>Surface Materials</i>, page 454.</li> </ul> </li> </ol>

**For laminate group 2 and 3 pricing, please refer to the electronic catalog or SmartTools.**

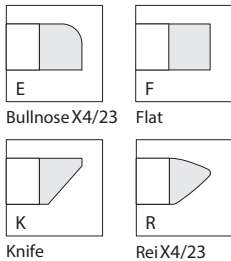
Options	U.S. Price	Required to Specify
<b>Surface Materials</b>		
• Wood group 2 on wood edge profile	Prices below	Specify wood color number.
• Wood group 3 on wood edge profile	Prices below	Specify wood color number.
• Customiz stain on wood edge profile	No cost	Specify <i>with Customiz stain</i> .
• High-Pressure Laminate price group 2	See information at left	▶ See <i>Surface Materials Reference Manual</i> . Specify High-Pressure Laminate color number.
• High-Pressure Laminate price group 3	See information at left	Specify High-Pressure Laminate color number.
• Open Line laminate	+\$102 plus cost of laminate	▶ See <i>Surface Materials Reference Manual</i> .

**Additional Options** ▶ See *Availability of Conference Top Options*, page 234.  
 ▶ See *Specifying Conference Top Options*, page 238.

*Tip: Your specification is not complete until you add a third letter to the style number to define the table top edge profile.*

Specification Information					
Dimensions		Style Number	U.S. Base Price	Options	
D	W			(Add \$ to Base Price)	
				Wood on Edge	
				Wood Group 2	Wood Group 3
36"	36"	<b>CL_C36</b>	\$1881	+\$41	+\$138
42"	42"	<b>CL_C42</b>	\$2266	+\$47	+\$161
48"	48"	<b>CL_C48</b>	\$2849	+\$47	+\$161
54"	54"	<b>CL_C54</b>	\$4045	+\$97	+\$334
60"	60"	<b>CL_C60</b>	\$5374	+\$97	+\$334
:	:	:	:	:	:

**Standard Edge Profiles For Tops 36"W-60"W**



**For Canadian Pricing**  
 Multiply U.S. Price by the Canadian price factor.  
 ▶ See page 1 for details.

**X4/23 = Last order entry**  
 April 16, 2023



# Oval Laminate Conference Table Tops



Standard Includes	Required to Specify
<ul style="list-style-type: none"> <li>▶ Need help? Product details, page 204</li> <li>• Table top: laminate price group 1 with solid wood group 1 edge</li> </ul>	<ol style="list-style-type: none"> <li>1 Style number with appropriate edge profile letter indicated in the space provided (For example, CL_J3660 becomes CLFJ3660 for flat edge profile)                     <ul style="list-style-type: none"> <li>▶ See edge profiles below.</li> </ul> </li> <li>2 Laminate color number for top</li> <li>3 Wood finish number for edge profile</li> <li>4 Options, if selected (see below)                     <ul style="list-style-type: none"> <li>▶ See <i>Surface Materials</i>, page 454.</li> </ul> </li> </ol>

Options		Required to Specify
<b>Surface Materials</b>	• Wood group 2 on wood edge profile	Prices at right
	• Wood group 3 on wood edge profile	Prices at right
	• Customiz stain on wood edge profile	No cost
	• High-Pressure Laminate price group 2	See information at left
	• High-Pressure Laminate price group 3	See information at left
	• Open Line laminate	+\$102 plus cost of laminate
		Specify wood color number. Specify wood color number. Specify <i>with Customiz stain</i> . ▶ See <i>Surface Materials Reference Manual</i> . Specify High-Pressure Laminate color number. Specify High-Pressure Laminate color number. ▶ See <i>Surface Materials Reference Manual</i> .

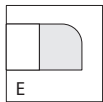
**For laminate group 2 and 3 pricing, please refer to the electronic catalog or SmartTools.**

*Tip: Your specification is not complete until you add a third letter to the style number to define the table top edge profile.*

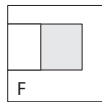
**Additional Options**

- ▶ See *Availability of Conference Top Options*, page 234.
- ▶ See *Specifying Conference Top Options*, page 238.

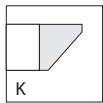
## Standard Edge Profiles For Tops 60"W-120"W



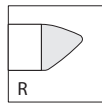
Bullnose X4/23



Flat



Knife



Rei X4/23



### For Canadian Pricing

Multiply U.S. Price by the Canadian price factor.

▶ See page 1 for details.

4/23 = Last order entry  
April 16, 2023



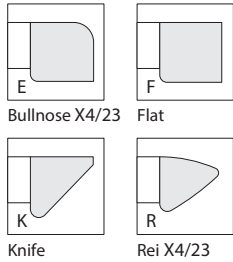
**Specification Information**

Dimensions		Style Number	U.S. Base Price	Options (Add \$ to Base Price)	
D	W			Wood Group 2	Wood Group 3
36"	60"	<b>CL_J3660</b>	\$ 3239	+\$ 47	+\$ 161
	66"	<b>CL_J3666</b>	\$ 3484	+\$ 69	+\$ 240
	72"	<b>CL_J3672</b>	\$ 3732	+\$ 69	+\$ 240
	84"	<b>CL_J3684</b>	\$ 4232	+\$ 97	+\$ 334
42"	72"	<b>CL_J4272</b>	\$ 4247	+\$ 97	+\$ 334
	84"	<b>CL_J4284</b>	\$ 4651	+\$ 97	+\$ 334
	96"	<b>CL_J4296</b>	\$ 5245	+\$113	+\$ 402
	108"	<b>CL_J42108</b>	\$ 5861	+\$113	+\$ 402
48"	84"	<b>CL_J4884</b>	\$ 5108	+\$113	+\$ 402
	96"	<b>CL_J4896</b>	\$ 5415	+\$113	+\$ 402
	108"	<b>CL_J48108</b>	\$ 6614	+\$146	+\$ 518
	120"	<b>CL_J48120</b>	\$ 8100	+\$146	+\$ 518
54"	108"	<b>CL_J54108</b>	\$ 7589	+\$169	+\$ 598
	120"	<b>CL_J54120</b>	\$ 8809	+\$169	+\$ 598
	144"	<b>CL_J54144</b>	\$10,462	+\$204	+\$ 716
60"	120"	<b>CL_J60120</b>	\$ 9417	+\$183	+\$ 642
	144"	<b>CL_J60144</b>	\$12,658	+\$226	+\$ 783
	168"	<b>CL_J60168</b>	\$16,579	+\$237	+\$ 826
	192"	<b>CL_J66192</b>	\$18,857	+\$306	+\$1070
66"	144"	<b>CL_J66144</b>	\$14,038	+\$237	+\$ 826
	168"	<b>CL_J66168</b>	\$17,286	+\$265	+\$ 942
	192"	<b>CL_J66192</b>	\$18,857	+\$306	+\$1070
72"	168"	<b>CL_J72168</b>	\$20,174	+\$306	+\$1070
	192"	<b>CL_J72192</b>	\$22,239	+\$337	+\$1185
	216"	<b>CL_J72216</b>	\$24,130	+\$372	+\$1298



Tip: Your specification is not complete until you add a third letter to the style number to define the table top edge profile.

**Large Edge Profiles For Tops 144"W and Wider**

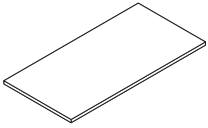


**For Canadian Pricing**  
Multiply U.S. Price by the Canadian price factor.  
▶ See page 1 for details.

3/4/23 = Last order entry  
April 16, 2023



# Rectangular Laminate Conference Table Tops



Standard Includes	Required to Specify
<ul style="list-style-type: none"> <li>▶ Need help? Product details, page 204</li> <li>• Table top: laminate price group 1 with solid wood group 1 edge</li> </ul>	<ol style="list-style-type: none"> <li>1 Style number with appropriate edge profile letter indicated in the space provided (For example, CL_T3660 becomes CLFT3660 for flat edge profile)                     <ul style="list-style-type: none"> <li>▶ See edge profiles at right.</li> </ul> </li> <li>2 Laminate color number for top</li> <li>3 Wood finish number for edge profile</li> <li>4 Options, if selected (see below)                     <ul style="list-style-type: none"> <li>▶ See <i>Surface Materials</i>, page 454.</li> </ul> </li> </ol>

Surface Materials	Options		Required to Specify
	<ul style="list-style-type: none"> <li>• Wood group 2 on wood edge profile</li> <li>• Wood group 3 on wood edge profile</li> <li>• Customiz stain on wood edge profile</li> <li>• High-Pressure Laminate price group 2</li> <li>• High-Pressure Laminate price group 3</li> <li>• Open Line laminate</li> </ul>	<p>Prices at right</p> <p>Prices at right</p> <p>No cost</p> <p>See information at left</p> <p>See information at left</p> <p>+\$102 plus cost of laminate</p>	<p>Specify wood color number.</p> <p>Specify wood color number.</p> <p>Specify <i>with Customiz stain</i>.</p> <ul style="list-style-type: none"> <li>▶ See <i>Surface Materials Reference Manual</i>. Specify High-Pressure Laminate color number.</li> <li>Specify High-Pressure Laminate color number.</li> <li>▶ See <i>Surface Materials Reference Manual</i>.</li> </ul>

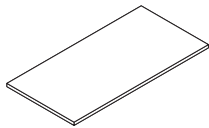
**For laminate group 2 and 3 pricing, please refer to the electronic catalog or SmartTools.**

**Additional Options**

- ▶ See *Availability of Conference Top Options*, page 234.
- ▶ See *Specifying Conference Top Options*, page 238.

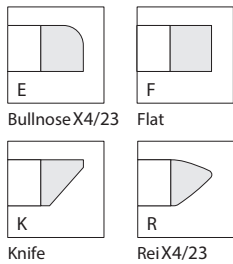


**For Canadian Pricing**  
 Multiply U.S. Price by the Canadian price factor.  
 ▶ See page 1 for details.

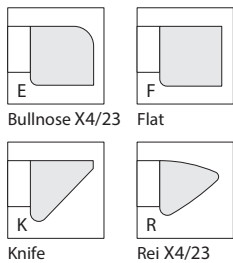


Tip: Your specification is not complete until you add a third letter to the style number to define the table top edge profile.

**Standard Edge Profiles For Tops 60"W-120"W**



**Large Edge Profiles For Tops 144"W and Wider**



**Specification Information**

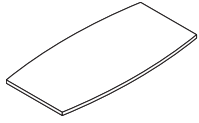
Dimensions D W	Style Number	U.S. Base Price	Options (Add \$ to Base Price)	
			Wood Group 2	Wood Group 3
36"	60" <b>CL_T3660</b>	\$ 2797	+\$ 47	+\$ 161
	66" <b>CL_T3666</b>	\$ 3009	+\$ 69	+\$ 240
	72" <b>CL_T3672</b>	\$ 3221	+\$ 69	+\$ 240
	84" <b>CL_T3684</b>	\$ 3654	+\$ 97	+\$ 334
42"	72" <b>CL_T4272</b>	\$ 3665	+\$ 97	+\$ 334
	84" <b>CL_T4284</b>	\$ 4017	+\$ 97	+\$ 334
	96" <b>CL_T4296</b>	\$ 4531	+\$113	+\$ 402
	108" <b>CL_T42108</b>	\$ 5064	+\$113	+\$ 402
48"	84" <b>CL_T4884</b>	\$ 4417	+\$113	+\$ 402
	96" <b>CL_T4896</b>	\$ 4674	+\$113	+\$ 402
	108" <b>CL_T48108</b>	\$ 5713	+\$146	+\$ 518
	120" <b>CL_T48120</b>	\$ 6997	+\$146	+\$ 518
	144" <b>CL_T48144</b>	\$ 7715	+\$183	+\$ 642
	54"	108" <b>CL_T54108</b>	\$ 6552	+\$169
120" <b>CL_T54120</b>		\$ 7607	+\$169	+\$ 598
144" <b>CL_T54144</b>		\$ 9035	+\$204	+\$ 716
168" <b>CL_T54168</b>		\$10,943	+\$237	+\$ 826
60"		120" <b>CL_T60120</b>	\$ 8132	+\$183
	144" <b>CL_T60144</b>	\$10,933	+\$226	+\$ 783
	168" <b>CL_T60168</b>	\$14,322	+\$237	+\$ 826
	192" <b>CL_T60192</b>	\$14,777	+\$265	+\$ 942
	216" <b>CL_T60216</b>	\$15,240	+\$306	+\$1070
	66"	144" <b>CL_T66144</b>	\$12,765	+\$237
168" <b>CL_T66168</b>		\$15,712	+\$265	+\$ 942
192" <b>CL_T66192</b>		\$17,138	+\$306	+\$1070
216" <b>CL_T66216</b>		\$19,854	+\$337	+\$1185
72"		168" <b>CL_T72168</b>	\$18,341	+\$306
	192" <b>CL_T72192</b>	\$20,215	+\$337	+\$1185
	216" <b>CL_T72216</b>	\$21,938	+\$372	+\$1298



 **For Canadian Pricing**  
Multiply U.S. Price by the  
Canadian price factor.  
▶ See page 1 for details.

3/4/23 = Last order entry  
April 16, 2023

# Boat-Shape Laminate Conference Table Tops



Standard Includes	Required to Specify
<ul style="list-style-type: none"> <li>▶ Need help? Product details, page 204</li> <li>• Table top: laminate price group 1 with solid wood group 1 edge</li> </ul>	<ul style="list-style-type: none"> <li>1 Style number with appropriate edge profile letter indicated in the space provided (For example, CL_B3660 becomes CLFB3660 for flat edge profile)                             <ul style="list-style-type: none"> <li>▶ See edge profiles at right.</li> </ul> </li> <li>2 Laminate color number for top</li> <li>3 Wood finish number for edge profile</li> <li>4 Options, if selected (see below)                             <ul style="list-style-type: none"> <li>▶ See <i>Surface Materials</i>, page 454.</li> </ul> </li> </ul>

**For laminate group 2 and 3 pricing, please refer to the electronic catalog or SmartTools.**

Surface Materials	Options		Required to Specify
	<ul style="list-style-type: none"> <li>• Wood group 2 on wood edge profile</li> <li>• Wood group 3 on wood edge profile</li> <li>• Customiz stain on wood edge profile</li> <li>• High-Pressure Laminate price group 2</li> <li>• High-Pressure Laminate price group 3</li> <li>• Open Line laminate</li> </ul>	<ul style="list-style-type: none"> <li>Prices at right</li> <li>Prices at right</li> <li>No cost</li> <li>See information at left</li> <li>See information at left</li> <li>+\$102 plus cost of laminate</li> </ul>	<ul style="list-style-type: none"> <li>Specify wood color number.</li> <li>Specify wood color number.</li> <li>Specify <i>with Customiz stain</i>.                             <ul style="list-style-type: none"> <li>▶ See <i>Surface Materials Reference Manual</i>.</li> </ul> </li> <li>Specify High-Pressure Laminate color number.</li> <li>Specify High-Pressure Laminate color number.</li> <li>▶ See <i>Surface Materials Reference Manual</i>.</li> </ul>

**Additional Options**

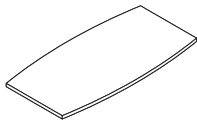
- ▶ See *Availability of Conference Top Options*, page 234.
- ▶ See *Specifying Conference Top Options*, page 238.



**For Canadian Pricing**  
 Multiply U.S. Price by the Canadian price factor.  
 ▶ See page 1 for details.

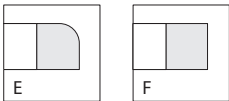
**Specification Information**

Dimensions		Style Number	U.S. Base Price	Options	
D	W			(Add \$ to Base Price)	
				Wood on Edge	
				Wood Group 2	Wood Group 3
30"/36"	60"	<b>CL_B3660</b>	\$ 3239	+\$ 47	+\$ 161
	66"	<b>CL_B3666</b>	\$ 3484	+\$ 69	+\$ 240
	72"	<b>CL_B3672</b>	\$ 3732	+\$ 69	+\$ 240
	84"	<b>CL_B3684</b>	\$ 4232	+\$ 97	+\$ 334
36"/42"	72"	<b>CL_B4272</b>	\$ 4247	+\$ 97	+\$ 334
	84"	<b>CL_B4284</b>	\$ 4651	+\$ 97	+\$ 334
	96"	<b>CL_B4296</b>	\$ 5245	+\$113	+\$ 402
	108"	<b>CL_B42108</b>	\$ 5861	+\$113	+\$ 402
41"/48"	84"	<b>CL_B4884</b>	\$ 5108	+\$113	+\$ 402
	96"	<b>CL_B4896</b>	\$ 5418	+\$113	+\$ 402
	108"	<b>CL_B48108</b>	\$ 6614	+\$146	+\$ 518
	120"	<b>CL_B48120</b>	\$ 8100	+\$146	+\$ 518
	144"	<b>CL_B48144</b>	\$ 8933	+\$183	+\$ 642
46"/54"	108"	<b>CL_B54108</b>	\$ 7589	+\$169	+\$ 598
	120"	<b>CL_B54120</b>	\$ 8809	+\$169	+\$ 598
	144"	<b>CL_B54144</b>	\$10,461	+\$204	+\$ 716
	168"	<b>CL_B54168</b>	\$12,672	+\$237	+\$ 826
51"/60"	120"	<b>CL_B60120</b>	\$ 9417	+\$183	+\$ 642
	144"	<b>CL_B60144</b>	\$12,656	+\$226	+\$ 783
	168"	<b>CL_B60168</b>	\$16,579	+\$237	+\$ 826
	192"	<b>CL_B60192</b>	\$17,111	+\$265	+\$ 942
	216"	<b>CL_B60216</b>	\$17,647	+\$306	+\$1070
56"/66"	144"	<b>CL_B66144</b>	\$14,038	+\$237	+\$ 826
	168"	<b>CL_B66168</b>	\$17,286	+\$265	+\$ 942
	192"	<b>CL_B66192</b>	\$18,857	+\$306	+\$1070
	216"	<b>CL_B66216</b>	\$21,837	+\$337	+\$1185
61"/72"	168"	<b>CL_B72168</b>	\$20,174	+\$306	+\$1070
	192"	<b>CL_B72192</b>	\$22,239	+\$337	+\$1185
	216"	<b>CL_B72216</b>	\$24,130	+\$372	+\$1298

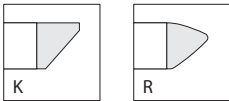


Tip: Your specification is not complete until you add a third letter to the style number to define the table top edge profile.

**Standard Edge Profiles For Tops 60"W-120"W**

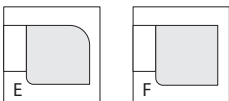


Bullnose X4/23 Flat

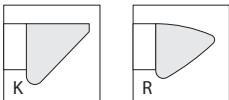


Knife Rei X4/23

**Large Edge Profiles For Tops 144"W and Wider**



Bullnose X4/23 Flat




Knife Rei X4/23

 **For Canadian Pricing**  
Multiply U.S. Price by the Canadian price factor.  
▶ See page 1 for details.

3/4/23 = Last order entry  
April 16, 2023

# Racetrack Laminate Conference Table Tops



Standard Includes	Required to Specify
<ul style="list-style-type: none"> <li>▶ Need help? Product details, page 204</li> <li>• Table top: laminate price group 1 with solid wood group 1 edge</li> </ul>	<ol style="list-style-type: none"> <li>1 Style number with appropriate edge profile letter indicated in the space provided (For example, CL_K3660 becomes CLFK3660 for flat edge profile)</li> <li>▶ See edge profiles at right.</li> <li>2 Laminate color number for top</li> <li>3 Wood finish number for edge profile</li> <li>4 Options, if selected (see below)</li> <li>▶ See <i>Surface Materials</i>, page 454.</li> </ol>

Options	Required to Specify
<b>Surface Materials</b> <ul style="list-style-type: none"> <li>• Wood group 2 on wood edge profile</li> <li>• Wood group 3 on wood edge profile</li> <li>• Customiz stain on wood edge profile</li> <li>• High-Pressure Laminate price group 2</li> <li>• High-Pressure Laminate price group 3</li> <li>• Open Line laminate</li> </ul>	<p>Prices at right</p> <p>Prices at right</p> <p>No cost</p> <p>See information at left</p> <p>See information at left</p> <p>+\$102 plus cost of laminate</p> <p>Specify wood color number.</p> <p>Specify wood color number.</p> <p>Specify <i>with Customiz stain</i>.</p> <li>▶ See <i>Surface Materials Reference Manual</i>. Specify High-Pressure Laminate color number.</li> <li>Specify High-Pressure Laminate color number.</li> <li>▶ See <i>Surface Materials Reference Manual</i>.</li>

**For laminate group 2 and 3 pricing, please refer to the electronic catalog or SmartTools.**

**Additional Options**

- ▶ See *Availability of Conference Top Options*, page 234.
- ▶ See *Specifying Conference Top Options*, page 238.

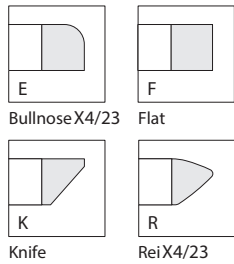


**For Canadian Pricing**  
 Multiply U.S. Price by the Canadian price factor.  
 ▶ See page 1 for details.

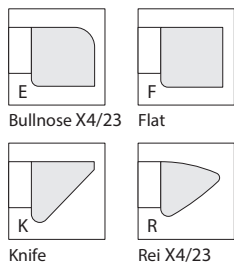


Tip: Your specification is not complete until you add a third letter to the style number to define the table top edge profile.

**Standard Edge Profiles For Tops 60"W-120"W**



**Large Edge Profiles For Tops 144"W and Wider**



**Specification Information**

Dimensions D      W	Style Number	U.S. Base Price	Options (Add \$ to Base Price)	
			Wood Group 2	Wood Group 3
36"	60" <b>CL_K3660</b>	\$ 3091	+\$ 47	+\$ 161
	66" <b>CL_K3666</b>	\$ 3325	+\$ 69	+\$ 240
	72" <b>CL_K3672</b>	\$ 3564	+\$ 69	+\$ 240
42"	84" <b>CL_K3684</b>	\$ 4042	+\$ 97	+\$ 334
	72" <b>CL_K4272</b>	\$ 4059	+\$ 97	+\$ 334
	84" <b>CL_K4284</b>	\$ 4437	+\$ 97	+\$ 334
48"	96" <b>CL_K4296</b>	\$ 5009	+\$113	+\$ 402
	108" <b>CL_K42108</b>	\$ 5590	+\$113	+\$ 402
	84" <b>CL_K4884</b>	\$ 4879	+\$113	+\$ 402
54"	96" <b>CL_K4896</b>	\$ 5171	+\$113	+\$ 402
	108" <b>CL_K48108</b>	\$ 6312	+\$146	+\$ 518
	120" <b>CL_K48120</b>	\$ 7734	+\$146	+\$ 518
	144" <b>CL_K48144</b>	\$ 8526	+\$183	+\$ 642
60"	108" <b>CL_K54108</b>	\$ 7243	+\$169	+\$ 598
	120" <b>CL_K54120</b>	\$ 8409	+\$169	+\$ 598
	144" <b>CL_K54144</b>	\$ 9981	+\$204	+\$ 716
	168" <b>CL_K54168</b>	\$12,098	+\$237	+\$ 826
66"	120" <b>CL_K60120</b>	\$ 8983	+\$183	+\$ 642
	144" <b>CL_K60144</b>	\$12,080	+\$226	+\$ 783
	168" <b>CL_K60168</b>	\$15,825	+\$237	+\$ 826
	192" <b>CL_K60192</b>	\$16,330	+\$265	+\$ 942
	216" <b>CL_K60216</b>	\$16,845	+\$306	+\$1070
72"	144" <b>CL_K66144</b>	\$13,399	+\$237	+\$ 826
	168" <b>CL_K66168</b>	\$16,495	+\$265	+\$ 942
	192" <b>CL_K66192</b>	\$17,996	+\$306	+\$1070
	216" <b>CL_K66216</b>	\$20,843	+\$337	+\$1185
78"	168" <b>CL_K72168</b>	\$19,264	+\$306	+\$1070
	192" <b>CL_K72192</b>	\$21,226	+\$337	+\$1185
	216" <b>CL_K72216</b>	\$23,031	+\$372	+\$1298



 **For Canadian Pricing**  
Multiply U.S. Price by the Canadian price factor.  
▶ See page 1 for details.

3/4/23 = Last order entry  
April 16, 2023

# Bases for Conference Tables

## Metal Flex Bases

Standard Includes	Required to Specify
<ul style="list-style-type: none"> <li>▶ Need help? Product details, page 204</li> <li>• Metal flex base: paint or metal</li> <li>• Attachment hardware</li> </ul>	<ol style="list-style-type: none"> <li>1 Style number</li> <li>2 Paint or metal color number for base: 0835 Black 4799 Platinum</li> <li>3 Options, if selected (see below) ▶ See <i>Surface Materials</i>, page 454.</li> </ol>

*Tip: Power units and round ports cannot be used on tops supported by T- or X-flex bases.*

*Tip: Oval ports and power channels cannot be used on 54"D x 120"W oval tops supported by flex bases.*

Options	U.S. Price	Required to Specify
<b>Surface Materials</b> <b>T-flex base</b> <ul style="list-style-type: none"> <li>• Brushed Aluminum</li> </ul>	+\$254	Specify with 8042 Brushed Aluminum.
<b>X-flex base</b> <ul style="list-style-type: none"> <li>• Brushed Aluminum</li> </ul>	+\$254	Specify with 8042 Brushed Aluminum.

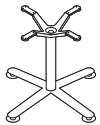
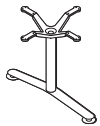
Specification Information				
Dimensions			Style Number	U.S. Base Price
D	W	H		

### T-Flex Base

24"	24"	27½"	<b>CFLEXT24</b>	\$1239
30"	30"	27½"	<b>CFLEXT30</b>	\$1446

### X-Flex Base

24"	24"	27½"	<b>CFLEXX24</b>	\$1880
30"	30"	27½"	<b>CFLEXX30</b>	\$2063



**For Canadian Pricing**  
 Multiply U.S. Price by the Canadian price factor.  
 ▶ See page 1 for details.



## U- and X-Panel Bases

*Tip: Power channels cannot be used on tops supported by X-panel bases.*

*Tip: Oval ports cannot be used on 54"D x 144"W oval tops supported by X-panel bases.*

	Standard Includes	Required to Specify
▶ Need help? Product details, page 204	<ul style="list-style-type: none"> <li>U- or X-panel base: wood group 1</li> <li>Wire management cavity</li> <li>Cylinder feet: paint or metal</li> <li>Attachment hardware</li> </ul>	<ol style="list-style-type: none"> <li>Style number</li> <li>Wood color number for base</li> <li>Paint or metal color number for feet:                             <ul style="list-style-type: none"> <li>0835 Black</li> <li>4799 Platinum</li> <li>8042 Brushed Aluminum</li> </ul> </li> <li>Options, if selected (see below)</li> </ol> <p>▶ See <i>Surface Materials</i>, page 454.</p>

	Options	U.S. Price	Required to Specify
<b>Surface Materials</b>	<ul style="list-style-type: none"> <li>Wood group 2</li> <li>Wood group 3</li> <li>Customiz stain on wood</li> </ul>	Prices below Prices below No cost	Specify wood color number. Specify wood color number. Specify <i>with Customiz stain</i> . ▶ See <i>Surface Materials Reference Manual</i> .
<b>Foot Details</b>	<ul style="list-style-type: none"> <li>Square feet</li> </ul>	No cost	Specify <i>with square feet</i> and select 0835 Black, 4799 Platinum, or 8042 Brushed Aluminum.

Specification Information						
Dimensions			Style Number	U.S. Base Price	Options	
D	W	H			(Add \$ to Base Price)	Wood
:	:	:	:	:	Wood	Wood
:	:	:	:	:	Group 2	Group 3



U-Panel						
D	W	H	Style Number	U.S. Base Price	Options	
4"	24"	27½"	<b>CWUPC424</b>	\$1751	+\$102	+\$358
6"	30"	27½"	<b>CWUPC630</b>	\$2189	+\$141	+\$493
6"	36"	27½"	<b>CWUPC636</b>	\$2409	+\$169	+\$598
:	:	:	:	:	:	:



X-Panel						
D	W	H	Style Number	U.S. Base Price	Options	
24"	24"	27½"	<b>CWXPC424</b>	\$2294	+\$102	+\$358
30"	30"	27½"	<b>CWXPC630</b>	\$2712	+\$141	+\$493
36"	36"	27½"	<b>CWXPC636</b>	\$2918	+\$169	+\$598
:	:	:	:	:	:	:

 **For Canadian Pricing**  
 Multiply U.S. Price by the Canadian price factor.  
 ▶ See page 1 for details.

## Rectangular Bases

Standard Includes	Required to Specify
<ul style="list-style-type: none"> <li>Need help? Product details, page 204</li> <li>Rectangular base: wood group 1</li> <li>Removable panel for access to wire cavity</li> <li>Recessed toe kick on base, if selected: metallic finish</li> <li>Wood molding on base, if selected: wood to match base</li> <li>Glides: black plastic</li> <li>Attachment hardware</li> </ul>	<ol style="list-style-type: none"> <li>Style number</li> <li>Wood color number for base</li> <li>Metallic finish color number for recessed toe kick, if selected:                             <ul style="list-style-type: none"> <li>0835 Black</li> <li>8042 Brushed Aluminum</li> <li>8046 Polished Aluminum</li> </ul> </li> <li>Options, if selected (see below)                             <ul style="list-style-type: none"> <li>▶ See <i>Surface Materials</i>, page 454.</li> </ul> </li> </ol>

Options	U.S. Price	Required to Specify
<b>Surface Materials</b> <ul style="list-style-type: none"> <li>Wood group 2</li> <li>Wood group 3</li> <li>Customiz stain on wood</li> </ul>	Prices below Prices below No cost	Specify wood color number. Specify wood color number. Specify <i>with Customiz stain</i> . ▶ See <i>Surface Materials Reference Manual</i> .

Specification Information					
Dimensions			Style Number	U.S. Base Price	Options (Add \$ to Base Price)
D	W	H			
					<b>Wood</b> Wood : Wood Group 2 : Group 3

### With Recessed Toe Kick

24"	4"	27½"	<b>CWREC424</b>	\$1457	+\$102	+\$358
30"	6"	27½"	<b>CWREC630</b>	\$1781	+\$141	+\$493
36"	6"	27½"	<b>CWREC636</b>	\$2030	+\$169	+\$598

### With Wood Molding

24"	4"	27½"	<b>CWRET424</b> <span style="color: red;">X4/23</span>	\$1723	+\$102	+\$358
30"	6"	27½"	<b>CWRET630</b> <span style="color: red;">X4/23</span>	\$2130	+\$141	+\$493
36"	6"	27½"	<b>CWRET636</b> <span style="color: red;">X4/23</span>	\$2449	+\$169	+\$598



#### For Canadian Pricing

Multiply U.S. Price by the Canadian price factor.

▶ See page 1 for details.

X4/23 = Last order entry  
 April 16, 2023

## Rectangular Bases with Feet



Standard Includes		Required to Specify
<ul style="list-style-type: none"> <li>▶ Need help? Product details, page 204</li> </ul>	<ul style="list-style-type: none"> <li>Rectangular base: wood group 1</li> <li>Removable panel for access to wire cavity</li> <li>Cylinder feet: paint or metal</li> <li>Attachment hardware</li> </ul>	<ol style="list-style-type: none"> <li>Style number</li> <li>Wood color number for base</li> <li>Paint or metal color number for feet:                             <ul style="list-style-type: none"> <li>0835 Black</li> <li>4799 Platinum</li> <li>8042 Brushed Aluminum</li> </ul> </li> <li>Options, if selected (see below)                             <ul style="list-style-type: none"> <li>▶ See <i>Surface Materials</i>, page 454.</li> </ul> </li> </ol>

Options	U.S. Price	Required to Specify
<b>Surface Materials</b> <ul style="list-style-type: none"> <li>Wood group 2</li> <li>Wood group 3</li> <li>Customiz stain on wood</li> </ul>	Prices below Prices below No cost	Specify wood color number. Specify wood color number. Specify <i>with Customiz stain</i> . ▶ See <i>Surface Materials Reference Manual</i> .
<b>Foot Detail</b> <ul style="list-style-type: none"> <li>Square feet</li> </ul>	No cost	Specify <i>with square feet</i> and select 0835 Black, 4799 Platinum, or 8042 Brushed Aluminum.

Specification Information						
Dimensions			Style Number	U.S. Base Price	Options	
D	W	H			(Add \$ to Base Price)	Wood
24"	4"	27½"	<b>CWREF424</b>	\$1664	+\$102	+\$358
30"	6"	27½"	<b>CWREF630</b>	\$1988	+\$141	+\$493
36"	6"	27½"	<b>CWREF636</b>	\$2241	+\$169	+\$598
:	:	:	:	:	:	:

Convене

 **For Canadian Pricing**  
 Multiply U.S. Price by the Canadian price factor.  
 ▶ See page 1 for details.

**Freestanding Table Bases**



Standard Includes	Required to Specify
<ul style="list-style-type: none"> <li>▶ Need help? Product details, page 204</li> <li>• Table base: 4799 Platinum Metallic or 7207 Black</li> <li>• Attachment hardware: black paint only</li> </ul>	<ul style="list-style-type: none"> <li>1 Style number</li> <li>2 Color number: 4799 Platinum Metallic, 7207 Black</li> </ul>

Specification Information					
Dimensions			Style	Quantity	U.S.
D	W	H	Number		Price

*Tip: Freestanding table base does not have cable routing capabilities.*

*Tip: No technology solution can be accommodated directly above the table base.*

**Freestanding Table Base**

28"	28"	27½"	<b>AWQT28</b>	1	\$1259
:	:	:	:	:	:



**For Canadian Pricing**  
 Multiply U.S. Price by the Canadian price factor.  
 ▶ See page 1 for details.



### Half Drum Bases

	Standard Includes	Required to Specify
▶ Need help? Product details, page 204	<ul style="list-style-type: none"> <li>Half drum base: wood group 1</li> <li>Removable panel for access to wire cavity</li> <li>Hole in bottom of base for floor monument access</li> <li>Recessed toe kick on base, if selected: metallic finish</li> <li>Wood molding on base, if selected: wood to match base</li> <li>Glides: black plastic</li> <li>Attachment hardware</li> </ul>	<ol style="list-style-type: none"> <li>Style number</li> <li>Wood color number for base</li> <li>Metallic finish color number for recessed toe kick, if selected: 0835 Black 8042 Brushed Aluminum 8046 Polished Aluminum</li> <li>Options, if selected (see below) ▶ See <i>Surface Materials</i>, page 454.</li> </ol>

	Options	U.S. Price	Required to Specify
<b>Surface Materials</b>	<ul style="list-style-type: none"> <li>Wood group 2</li> <li>Wood group 3</li> <li>Customiz stain on wood</li> </ul>	Prices below Prices below No cost	Specify wood color number. Specify wood color number. Specify <i>with Customiz stain</i> . ▶ See <i>Surface Materials Reference Manual</i> .

Specification Information					
Dimensions			Style Number	U.S. Base Price	Options (Add \$ to Base Price)
D	W	H			
:	:	:	:	:	<b>Wood</b> Wood : Wood Group 2 : Group 3

#### With Recessed Toe Kick

12"	24"	27½"	<b>CWHDC24</b>	\$1562	+\$102	+\$358
15"	30"	27½"	<b>CWHDC30</b>	\$1878	+\$141	+\$493
18"	36"	27½"	<b>CWHDC36</b>	\$2166	+\$169	+\$598
:	:	:	:	:	:	:

#### With Wood Molding

12"	24"	27½"	<b>CWHD24</b> X4/23	\$1985	+\$102	+\$358
15"	30"	27½"	<b>CWHD230</b> X4/23	\$2383	+\$141	+\$493
18"	36"	27½"	<b>CWHD236</b> X4/23	\$2752	+\$169	+\$598
:	:	:	:	:	:	:



**For Canadian Pricing**  
 Multiply U.S. Price by the Canadian price factor.  
 ▶ See page 1 for details.

X4/23 = Last order entry  
 April 16, 2023

## Elliptical Drum Bases

Standard Includes	Required to Specify
<p>▶ Need help? Product details, page 204</p> <ul style="list-style-type: none"> <li>• Elliptical drum base: wood group 1</li> <li>• Removable panel for access to wire cavity</li> <li>• Hole in bottom of base for floor monument access</li> <li>• Recessed toe kick on base, if selected: metallic finish</li> <li>• Wood molding on base, if selected: wood to match base</li> <li>• Glides: black plastic</li> <li>• Attachment hardware</li> </ul>	<ul style="list-style-type: none"> <li>1 Style number</li> <li>2 Wood color number for base</li> <li>3 Metallic finish color number for recessed toe kick, if selected: <ul style="list-style-type: none"> <li>0835 Black</li> <li>8042 Brushed Aluminum</li> <li>8046 Polished Aluminum</li> </ul> </li> <li>4 Options, if selected (see below) <ul style="list-style-type: none"> <li>▶ See <i>Surface Materials</i>, page 454.</li> </ul> </li> </ul>

Options	U.S. Price	Required to Specify
<p><b>Surface Materials</b></p> <ul style="list-style-type: none"> <li>• Wood group 2</li> <li>• Wood group 3</li> <li>• Customiz stain on wood</li> </ul>	<p>Prices below Prices below No cost</p>	<p>Specify wood color number. Specify wood color number. Specify <i>with Customiz stain</i>. ▶ See <i>Surface Materials Reference Manual</i>.</p>

Specification Information					
Dimensions			Style	U.S.	Options
D	W	H	Number	Base Price	(Add \$ to Base Price)
:	:	:	:	:	:
:	:	:	:	:	:
:	:	:	:	:	:
:	:	:	:	:	:
:	:	:	:	:	:
:	:	:	:	:	:
:	:	:	:	:	:
			<b>Wood</b>		
:	:	:	:	Wood	Wood
:	:	:	:	Group 2	Group 3



With Recessed Toe Kick						
D	W	H	Style Number	U.S. Base Price	Options	Price
12"	24"	27½"	<b>CWELC24</b>	\$1878	+\$102	+\$358
15"	30"	27½"	<b>CWELC30</b>	\$2189	+\$141	+\$493
18"	36"	27½"	<b>CWELC36</b>	\$2498	+\$169	+\$598
:	:	:	:	:	:	:



With Wood Molding						
D	W	H	Style Number	U.S. Base Price	Options	Price
12"	24"	27½"	<b>CWELT24</b> <del>34/23</del>	\$2383	+\$102	+\$358
15"	30"	27½"	<b>CWELT30</b> <del>34/23</del>	\$2778	+\$141	+\$493
18"	36"	27½"	<b>CWELT36</b> <del>34/23</del>	\$3175	+\$169	+\$598
:	:	:	:	:	:	:

**For Canadian Pricing**  
Multiply U.S. Price by the Canadian price factor.  
▶ See page 1 for details.

~~34/23~~ = Last order entry  
April 16, 2023

# Power and Communication Accessories

## Technology Covers

*Tip: Order finishes 2970 Cameo White and 2971 Nocturne Black if technology covers are used with products ordered before 10/18/2021 to ensure fit and finish match the previously ordered product.*



*Tip: Technology covers are included with power units and power channels. Specify additional covers only if you need a different style or replacements.*

▶ See *Power Channels* and *Power Units*, pages 238–239.

Standard Includes		Required to Specify
▶ Need help? Product details, page 205	<ul style="list-style-type: none"> <li>Technology covers: solid surface</li> </ul>	1 Style number 2 Solid surface color number: 2868 Cameo White Low Gloss 2869 Nocturne Black Low Gloss

Specification Information				
Dimensions			Style	U.S.
D	W	H	Number	Price

### Wire Access Grommet Cover

4 1/2"	6"	1/4"	<b>DAC84</b>	\$134
--------	----	------	--------------	-------

### Square Cover

4 1/2"	6"	1/4"	<b>DAX84</b>	\$134
--------	----	------	--------------	-------

## Flip Up Power Unit



*Tip: For field installation, a 5" wide by 3 3/4" depth cut out is required. Also at least a 2 1/2" clearance from the bottom of the flange (including the thickness of the worksurface) is required to allow the routing of the wire and to avoid an interference with drawers.*

Standard Includes		Required to Specify
▶ Need help? Product details, page 205	<ul style="list-style-type: none"> <li>Power unit: 0835 Black paint or 4799 Platinum paint</li> <li>Two outlets: black plastic</li> <li>Attachment hardware</li> <li>6' power cord with grounded plug: black plastic</li> </ul>	1 Style number 2 Paint color number for power unit

Specification Information				
Dimensions			Style	U.S.
D	W	H	Number	Price

### Flip Up Power Unit

4 1/4"	5 1/2"	2"	<b>AWVFP</b>	\$422
--------	--------	----	--------------	-------



### For Canadian Pricing

Multiply U.S. Price by the Canadian price factor.

▶ See page 1 for details.



## Power Boxes and Power/Communication Boxes

Tip: Power boxes can provide power/data access in lecterns and media carts.

Standard Includes	Required to Specify
<ul style="list-style-type: none"> <li>▶ Need help? Product details, page 205</li> <li>• Power box</li> <li>• Power/communication box with adapters for two customer-supplied data couplers/jacks</li> <li>• 6' power cord with three-prong plug or 6' flexible metal conduit</li> </ul>	<ul style="list-style-type: none"> <li>Style number</li> </ul>

### Specification Information

• Dimensions			• Style	• U.S.
D	W	H	Number	Price

#### Power Boxes

3"	3"	1"	<b>SPP</b>	\$374
----	----	----	------------	-------

#### Hardwired Power Boxes

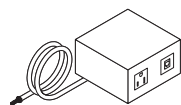
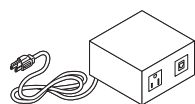
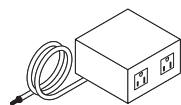
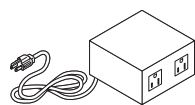
3"	3"	1"	<b>SPPH</b>	\$775
----	----	----	-------------	-------

#### Power/Communication Boxes

3"	3"	1"	<b>SPC</b>	\$376
----	----	----	------------	-------

#### Hardwired Power/Communication Boxes

3"	3"	1"	<b>SPCH</b>	\$571
----	----	----	-------------	-------



Tip: Jacks can be purchased by calling any of the manufacturers listed below:

- AMP Corporation 1.800.522.6752
- Leviton 1.800.722.2082
- Lucent 1.800.344.0223
- Krone 1.800.775.5766
- Panduit 1.800.777.3300

## 2 1/2" Round Grommet



Standard Includes	Required to Specify
<ul style="list-style-type: none"> <li>• Grommet: paint or metal</li> <li>• Installation instructions</li> </ul>	<ul style="list-style-type: none"> <li>1 Style number</li> <li>2 Paint or metal color number</li> <li>▶ See <i>Surface Materials</i>, page 454.</li> </ul>

### Specification Information

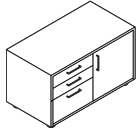
• Dimensions		• Style	• U.S.
D	W	Number	Price

2 1/2"	2 1/2"	<b>AWAG2</b>	\$100
--------	--------	--------------	-------



**For Canadian Pricing**  
 Multiply U.S. Price by the Canadian price factor.  
 ▶ See page 1 for details.

# Contemporary-Style Storage Credenzas



Standard Includes		Required to Specify
<ul style="list-style-type: none"> <li>▶ Need help? Product details, page 208</li> </ul>	<ul style="list-style-type: none"> <li>• Credenza: wood group 1</li> <li>• Finished back panel: wood to match credenza</li> <li>• Pulls: paint or metal</li> <li>• Locks, keyed random: 9250 Ember Chrome</li> <li>• One adjustable shelf behind each door</li> <li>• One hanging file folder frame per file drawer: black plastic</li> <li>• Cylinder feet: paint or metal</li> </ul>	<ol style="list-style-type: none"> <li>1 Style number</li> <li>2 Wood veneer color number for credenza</li> <li>3 Pulls and paint or metal color number (see below)</li> <li>4 Paint or metal color number for feet</li> <li>5 Options, if selected (see below)</li> </ol> <ul style="list-style-type: none"> <li>▶ See <i>Surface Materials</i>, page 454.</li> </ul>

	Options	U.S. Price	Required to Specify
<b>Surface Materials</b>	<ul style="list-style-type: none"> <li>• Wood group 2</li> <li>• Wood group 3</li> <li>• Customiz stain on wood</li> </ul>	<ul style="list-style-type: none"> <li>+\$ 475</li> <li>+\$1655</li> <li>No cost</li> </ul>	Specify wood color number. Specify wood color number. Specify with <i>Customiz stain</i> . ▶ See <i>Surface Materials Reference Manual</i> .
<b>Pulls</b>	<ul style="list-style-type: none"> <li>• Tab pull</li> <li>• Jazz pull</li> <li>• Nile pull</li> </ul>	<ul style="list-style-type: none"> <li>No cost</li> <li>+\$ 17 each</li> <li>+\$ 17 each</li> </ul>	Specify with <i>tab pull</i> and select 0835 Black, 4799 Platinum, 9201 Polished Chrome, or 9211 Nickel. Specify with <i>jazz pull</i> and select 0835 Black, 4799 Platinum, 9201 Polished Chrome, or 9211 Nickel. Specify with <i>nile pull</i> and select 0835 Black, 4799 Platinum, 9201 Polished Chrome, or 9211 Nickel.
<b>Foot Detail</b>	<ul style="list-style-type: none"> <li>• Square feet</li> </ul>	No cost	Specify with <i>square feet</i> and select 0835 Black, 4799 Platinum, or 8042 Brushed Aluminum.
<b>Lock and Keying</b>	<p><b>Lock</b></p> <ul style="list-style-type: none"> <li>• Polished chrome</li> </ul> <p><b>Keying</b></p> <ul style="list-style-type: none"> <li>• Factory- and field-installed keying</li> </ul>	No cost	Specify with <i>9201 Polished Chrome lock</i> .  ▶ Page 478
<b>Translucent Doors</b>	<p><b>Doors</b></p> <ul style="list-style-type: none"> <li>• Non-locking translucent glass doors</li> </ul>	+\$ 393 per door	Add suffix <b>G</b> to style number.
<b>Grommets</b>	<ul style="list-style-type: none"> <li>• Two 2½"-round worksurface grommets</li> </ul>	+\$ 234	Left/right: Specify with <i>CGRLR</i> and select 0835 Black, 4799 Platinum Metallic, 9201 Polished Chrome, or 9211 Nickel.

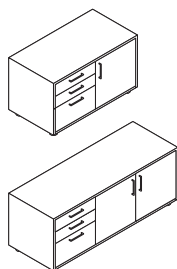
Tip: Specify 4799 Platinum finish on pulls to match translucent door frame.



**For Canadian Pricing**  
 Multiply U.S. Price by the Canadian price factor.  
 ▶ See page 1 for details.

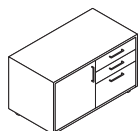
**Specification Information**

Dimensions			Style Number	U.S. Base Price
D	W	H		

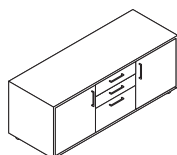


<b>Credenza with Left-Hand Drawers and Right-Hand Door</b>				
24"	45"	26"	<b>CWDL4526</b>	\$5043

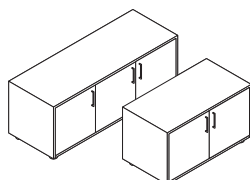
<b>Credenza with Left-Hand Drawers and Right-Hand Double Doors</b>				
24"	67"	26"	<b>CWDL6726</b>	\$7143



<b>Credenza with Right-Hand Drawers and Left-Hand Door</b>				
24"	45"	26"	<b>CWDR4526</b>	\$5043



<b>Credenza with Center Drawers and Right- and Left-Hand Doors</b>				
24"	67"	26"	<b>CWCDC6726</b>	\$7143

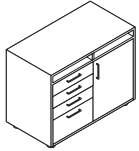


<b>Credenzas with All Doors</b>				
24"	45"	26"	<b>CWDDC4526</b>	\$4801
24"	67"	26"	<b>CWTDC6726</b>	\$6798



 **For Canadian Pricing**  
Multiply U.S. Price by the  
Canadian price factor.  
▶ See page 1 for details.

# Contemporary-Style Buffet-Height Credenzas



Standard Includes		Required to Specify
<ul style="list-style-type: none"> <li>▶ Need help? Product details, page 208</li> </ul>	<ul style="list-style-type: none"> <li>• Buffet-height credenza: wood group 1</li> <li>• Finished back panel: wood to match credenza</li> <li>• Pulls: paint or metal</li> <li>• Locks, keyed random: 9250 Ember Chrome</li> <li>• Two adjustable shelves behind each door</li> <li>• One hanging file folder frame per file drawer: black plastic</li> <li>• Cylinder feet: paint or metal</li> </ul>	<ol style="list-style-type: none"> <li>1 Style number</li> <li>2 Wood veneer color number for credenza</li> <li>3 Pulls and paint or metal color number (see below)</li> <li>4 Paint or metal color number for feet</li> <li>5 Options, if selected (see below)</li> </ol> <ul style="list-style-type: none"> <li>▶ See <i>Surface Materials</i>, page 454.</li> </ul>

	Options	U.S. Price	Required to Specify
<b>Surface Materials</b>	<ul style="list-style-type: none"> <li>• Wood group 2</li> <li>• Wood group 3</li> <li>• Customiz stain on wood</li> </ul>	<ul style="list-style-type: none"> <li>+\$ 475</li> <li>+\$1655</li> <li>No cost</li> </ul>	<ul style="list-style-type: none"> <li>Specify wood color number.</li> <li>Specify wood color number.</li> <li>Specify with <i>Customiz stain</i>.</li> <li>▶ See <i>Surface Materials Reference Manual</i>.</li> </ul>
<b>Pulls</b>	<ul style="list-style-type: none"> <li>• Tab pull</li> <li>• Jazz pull</li> <li>• Nile pull</li> </ul>	<ul style="list-style-type: none"> <li>No cost</li> <li>+\$ 17 each</li> <li>+\$ 17 each</li> </ul>	<ul style="list-style-type: none"> <li>Specify with <i>tab pull</i> and select 0835 Black, 4799 Platinum, 9201 Polished Chrome, or 9211 Nickel.</li> <li>Specify with <i>jazz pull</i> and select 0835 Black, 4799 Platinum, 9201 Polished Chrome, or 9211 Nickel.</li> <li>Specify with <i>nile pull</i> and select 0835 Black, 4799 Platinum, 9201 Polished Chrome, or 9211 Nickel.</li> </ul>
<b>Foot Detail</b>	<ul style="list-style-type: none"> <li>• Square feet</li> </ul>	<ul style="list-style-type: none"> <li>No cost</li> </ul>	<ul style="list-style-type: none"> <li>Specify with <i>square feet</i> and select 0835 Black, 4799 Platinum, or 8042 Brushed Aluminum.</li> </ul>
<b>Lock and Keying</b>	<p><b>Lock</b></p> <ul style="list-style-type: none"> <li>• Polished chrome</li> </ul> <p><b>Keying</b></p> <ul style="list-style-type: none"> <li>• Factory- and field-installed keying</li> </ul>	<ul style="list-style-type: none"> <li>No cost</li> </ul>	<ul style="list-style-type: none"> <li>Specify with <i>9201 Polished Chrome lock</i>.</li> <li>▶ Page 478</li> </ul>
<b>Translucent Doors</b>	<p><b>Doors</b></p> <ul style="list-style-type: none"> <li>• Non-locking translucent glass doors</li> </ul>	<ul style="list-style-type: none"> <li>+\$ 507 per door</li> </ul>	<ul style="list-style-type: none"> <li>Add suffix <b>G</b> to style number.</li> </ul>
<b>Grommets</b>	<ul style="list-style-type: none"> <li>• Two 2½"-round worksurface grommets</li> </ul>	<ul style="list-style-type: none"> <li>+\$ 234</li> </ul>	<ul style="list-style-type: none"> <li>Left/right: Specify with <i>CGRLR</i> and select 0835 Black, 4799 Platinum Metallic, 9201 Polished Chrome, or 9211 Nickel.</li> </ul>

Tip: Specify 4799 Platinum finish on pulls to match translucent door frame.



**For Canadian Pricing**  
 Multiply U.S. Price by the Canadian price factor.  
 ▶ See page 1 for details.

**Specification Information**

Dimensions			Style	U.S.
D	W	H	Number	Base Price

**Buffet-Height Credenza with Left-Hand Drawers and Right-Hand Door**

24"	45"	36"	<b>CWDLC4536</b>	\$5794
-----	-----	-----	------------------	--------

**Buffet-Height Credenza with Left-Hand Drawers and Right-Hand Double Doors**

24"	67"	36"	<b>CWDLC6736</b>	\$8211
-----	-----	-----	------------------	--------

**Buffet-Height Credenza with Right-Hand Drawers and Left-Hand Door**

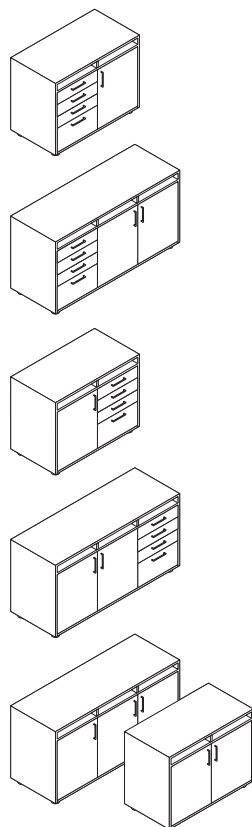
24"	45"	36"	<b>CWDRC4536</b>	\$5794
-----	-----	-----	------------------	--------

**Buffet-Height Credenza with Right-Hand Drawers and Left-Hand Double Doors**

24"	67"	36"	<b>CWDRC6736</b>	\$8211
-----	-----	-----	------------------	--------

**Buffet-Height Credenzas with All Doors**

24"	45"	36"	<b>CWDDC4536</b>	\$5524
24"	67"	36"	<b>CWTDC6736</b>	\$7825



 **For Canadian Pricing**  
Multiply U.S. Price by the  
Canadian price factor.  
▶ See page 1 for details.

# Contemporary-Style Media Carts



	Standard Includes	Required to Specify
▶ Need help? Product details, page 208	<ul style="list-style-type: none"> <li>Media cart: wood group 1</li> <li>Pulls: paint or metal</li> <li>Side handles: paint or metal to match pulls</li> <li>Locks, keyed random: 9250 Ember Chrome</li> <li>Wire management cavity and back panel fold-down door</li> <li>2½"-round grommet: paint or metal</li> <li>Locking casters, if selected: black plastic</li> <li>Cylinder feet, if selected: paint or metal</li> </ul>	<ol style="list-style-type: none"> <li>Style number</li> <li>Wood veneer color number for media cart</li> <li>Pulls and paint or metal color number (see below)</li> <li>Paint or metal color number for grommet</li> <li>Paint or metal color number for feet, if selected</li> <li>Options, if selected (see below)</li> </ol> <p>▶ See <i>Surface Materials</i>, page 454.</p>

	Options	U.S. Price	Required to Specify
<b>Surface Materials</b>	<ul style="list-style-type: none"> <li>Wood group 2</li> <li>Wood group 3</li> <li>Customiz stain on wood</li> </ul>	<p>+\$261</p> <p>+\$920</p> <p>No cost</p>	<p>Specify wood color number.</p> <p>Specify wood color number.</p> <p>Specify <i>with Customiz stain</i>.</p> <p>▶ See <i>Surface Materials Reference Manual</i>.</p>
<b>Pulls</b>	<ul style="list-style-type: none"> <li>Tab pull</li> <li>Jazz pull</li> <li>Nile pull</li> </ul>	<p>No cost</p> <p>+\$ 17 each</p> <p>+\$ 17 each</p>	<p>Specify <i>with tab pull</i> and select 0835 Black, 4799 Platinum, 9201 Polished Chrome, or 9211 Nickel.</p> <p>Specify <i>with jazz pull</i> and select 0835 Black, 4799 Platinum, 9201 Polished Chrome, or 9211 Nickel.</p> <p>Specify <i>with nile pull</i> and select 0835 Black, 4799 Platinum, 9201 Polished Chrome, or 9211 Nickel.</p>
<b>Foot Detail</b>	<ul style="list-style-type: none"> <li>Square feet</li> </ul>	No cost	Specify <i>with square feet</i> and select 0835 Black, 4799 Platinum, or 8042 Brushed Aluminum.
<b>Lock and Keying</b>	<p><b>Lock</b></p> <ul style="list-style-type: none"> <li>Polished chrome</li> </ul> <p><b>Keying</b></p> <ul style="list-style-type: none"> <li>Factory- and field-installed keying</li> </ul>	No cost	<p>Specify <i>with 9201 Polished Chrome lock</i>.</p> <p>▶ Page 478</p>
<b>Translucent Doors</b>	<p><b>Doors</b></p> <ul style="list-style-type: none"> <li>Non-locking translucent glass doors</li> </ul>	+\$507 per double doors	Add suffix <b>G</b> to style number.

Tip: Specify 4799 Platinum finish on pulls to match translucent door frame.



**For Canadian Pricing**  
 Multiply U.S. Price by the Canadian price factor.  
 ▶ See page 1 for details.

**Specification Information**

Dimensions			Style	U.S.
D	W	H	Number	Base Price

**Media Carts with Casters**

**With Open Shelf, Drawer, Double Doors, and One Adjustable Shelf in the Cabinet**

24"	32"	38½"	<b>CWDWCMED</b>	\$4395
-----	-----	------	-----------------	--------

**With Open Shelf, Double Doors, and One Fixed Shelf and One Adjustable Shelf in the Cabinet**

24"	32"	38½"	<b>CWOSCMED</b>	\$3992
-----	-----	------	-----------------	--------

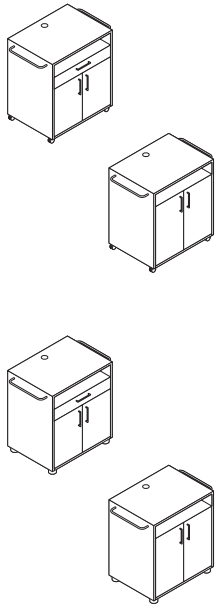
**Media Carts with Feet**

**With Open Shelf, Drawer, Double Doors, and One Adjustable Shelf in the Cabinet**

24"	32"	38½"	<b>CWDWCMEDF</b>	\$4820
-----	-----	------	------------------	--------

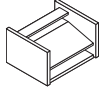
**With Open Shelf, Double Doors, and One Fixed Shelf and One Adjustable Shelf in the Cabinet**

24"	32"	38½"	<b>CWOSCMEDF</b>	\$4408
-----	-----	------	------------------	--------



 **For Canadian Pricing**  
Multiply U.S. Price by the  
Canadian price factor.  
▶ See page 1 for details.

# Contemporary-Style Lecterns



	Standard Includes	Required to Specify
<ul style="list-style-type: none"> <li>▶ Need help? Product details, page 208</li> </ul>	<ul style="list-style-type: none"> <li>• Lectern: wood group 1</li> <li>• Pulls on non-locking doors, if selected: paint or metal</li> <li>• Task light</li> <li>• Wire management channel</li> <li>• Cylinder feet, if selected: paint or metal</li> <li>• Locking casters, if selected: black plastic</li> </ul>	<ol style="list-style-type: none"> <li>1 Style number</li> <li>2 Wood veneer color number for lectern</li> <li>3 Pulls and paint or metal color number (see below)</li> <li>4 Paint or metal color number for feet, if selected</li> <li>5 Options, if selected (see below)</li> </ol> <ul style="list-style-type: none"> <li>▶ See <i>Surface Materials</i>, page 454.</li> </ul>

	Options	U.S. Price	Required to Specify
<b>Surface Materials</b>	<ul style="list-style-type: none"> <li>• Wood group 2</li> <li>• Wood group 3</li> <li>• Customiz stain on wood</li> </ul>	<ul style="list-style-type: none"> <li>Prices at right</li> <li>Prices at right</li> <li>No cost</li> </ul>	<ul style="list-style-type: none"> <li>Specify wood color number.</li> <li>Specify wood color number.</li> <li>Specify <i>with Customiz stain</i>.</li> <li>▶ See <i>Surface Materials Reference Manual</i>.</li> </ul>
<b>Pulls</b>	<ul style="list-style-type: none"> <li>• Tab pull</li> <li>• Jazz pull</li> <li>• Nile pull</li> </ul>	<ul style="list-style-type: none"> <li>No cost</li> <li>+\$17 each</li> <li>+\$17 each</li> </ul>	<ul style="list-style-type: none"> <li>Specify <i>with tab pull</i> and select 0835 Black, 4799 Platinum, 9201 Polished Chrome, or 9211 Nickel.</li> <li>Specify <i>with jazz pull</i> and select 0835 Black, 4799 Platinum, 9201 Polished Chrome, or 9211 Nickel.</li> <li>Specify <i>with nile pull</i> and select 0835 Black, 4799 Platinum, 9201 Polished Chrome, or 9211 Nickel.</li> </ul>
<b>Foot Detail</b>	<ul style="list-style-type: none"> <li>• Square feet</li> </ul>	<ul style="list-style-type: none"> <li>No cost</li> </ul>	<ul style="list-style-type: none"> <li>Specify <i>with square feet</i> and select 0835 Black, 4799 Platinum, or 8042 Brushed Aluminum.</li> </ul>

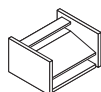


**For Canadian Pricing**  
 Multiply U.S. Price by the Canadian price factor.  
 ▶ See page 1 for details.



**Specification Information**

Dimensions			Style Number	U.S. Base Price	Options	
D	W	H			(Add \$ to Base Price)	Wood
						Wood : Wood Group 2 : Group 3

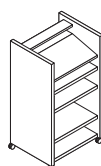


**Table Top Lectern**

D	W	H	Style Number	U.S. Base Price	Options
22"	25"	16½"	<b>CWCLECT</b>	\$2221	+\$141 +\$493

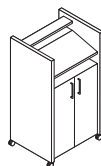
**Full-Height Lecterns**

**With Casters and Two Fixed and Two Adjustable Open Shelves**



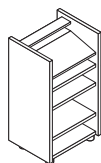
D	W	H	Style Number	U.S. Base Price	Options
22"	25"	49½"	<b>CWCLEC</b>	\$4193	+\$261 +\$920

**With Casters, Non-Locking Door, and One Fixed and Two Adjustable Shelves in the Cabinet**



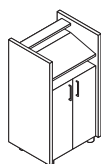
D	W	H	Style Number	U.S. Base Price	Options
22"	25"	49½"	<b>CWCLECD</b>	\$4830	+\$261 +\$920

**With Feet and Two Fixed and Two Adjustable Open Shelves**



D	W	H	Style Number	U.S. Base Price	Options
22"	25"	49½"	<b>CWCLECF</b>	\$4617	+\$261 +\$920

**With Feet, Non-Locking Door, and One Fixed and Two Adjustable Shelves in the Cabinet**

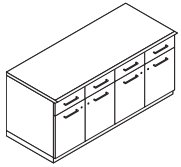


D	W	H	Style Number	U.S. Base Price	Options
22"	25"	49½"	<b>CWCLECDF</b>	\$5246	+\$261 +\$920



 **For Canadian Pricing**  
Multiply U.S. Price by the Canadian price factor.  
▶ See page 1 for details.

# Transitional-Style Storage Credenzas



▶ Need help? Product details, page 209

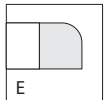
### Standard Includes

- Credenza: wood group 1
- Finished back panel with wire access cutouts: wood to match credenza
- Pulls: paint or metal
- Locks, keyed random: 9250 Ember Chrome
- One adjustable shelf behind each door
- One hanging file folder frame per file drawer: black plastic

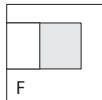
### Required to Specify

- 1 Style number with appropriate edge profile letter indicated in the space provided. (For example, CWDD\_3229 becomes CWDDF3229 for flat edge profile)
  - ▶ See edge profiles below.
- 2 Wood veneer color number for credenza
- 3 Pulls and paint or metal color number (see below)
- 4 Options, if selected (see below)
  - ▶ See *Surface Materials*, page 454.

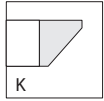
### Edge Profiles



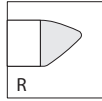
Bullnose X4/23



Flat



Knife



Rei X4/23

	Options	U.S. Price	Required to Specify
<b>Surface Materials</b>	• Wood group 2	+\$ 475	Specify wood color number. Specify wood color number. Specify <i>with Customiz stain</i> . ▶ See <i>Surface Materials Reference Manual</i> . Specify full-fill finish color number.
	• Wood group 3	+\$1655	
	• Customiz stain on wood	No cost	
	• Full-fill finish on wood group 1	+\$ 35	
<b>Pulls</b>	• Tab pull	No cost	Specify <i>with tab pull</i> and select 0835 Black, 4799 Platinum, 9201 Polished Chrome, or 9211 Nickel. Specify <i>with jazz pull</i> and select 0835 Black, 4799 Platinum, 9201 Polished Chrome, or 9211 Nickel. Specify <i>with nile pull</i> and select 0835 Black, 4799 Platinum, 9201 Polished Chrome, or 9211 Nickel.
	• Jazz pull	+\$ 17 each	
	• Nile pull	+\$ 17 each	
<b>Lock and Keying</b>	<b>Lock</b>		
	• Polished chrome	No cost	Specify <i>with 9201 Polished Chrome lock</i> .
	<b>Keying</b>		
	• Factory- and field-installed keying		▶ Page 478
<b>Grommets</b>	• One 2½"-round worksurface grommet available on 32"W credenzas	+\$ 117	Center: Specify <i>with CGRC</i> and select 0835 Black, 9201 Polished Chrome, or 9211 Nickel. Left/right: Specify <i>with CGRLR</i> and select 0835 Black, 9201 Polished Chrome, or 9211 Nickel. Left/center/right: Specify <i>with CGRLCR</i> select 0835 Black, 4799 Platinum Metallic, 9201 Polished Chrome, or 9211 Nickel.
	• Two 2½"-round worksurface grommets available on 64"W and 80"W credenzas	+\$ 234	
	• Three 2½"-round worksurface grommets available on 80"W credenzas	+\$ 351	



### For Canadian Pricing

Multiply U.S. Price by the Canadian price factor.

▶ See page 1 for details.

☒4/23 = Last order entry  
April 16, 2023

Tip: Your specification is not complete until you add a fifth letter to the style number to define the edge profile.

**Specification Information**

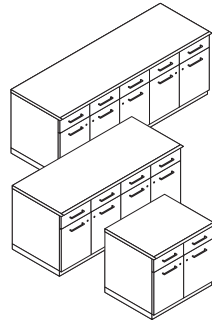
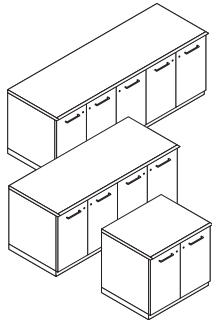
Dimensions			Style	U.S.
D	W	H	Number	Base Price

**Credenzas with All Doors**

25"	32"	29½"	<b>CWDD_3229</b>	\$3647
25"	64"	29½"	<b>CWDD_6429</b>	\$6869
25"	80"	29½"	<b>CWDD_8029</b>	\$7729

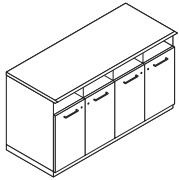
**Credenzas with Box Drawers and Doors**

25"	32"	29½"	<b>CWBD_3229</b>	\$4012
25"	64"	29½"	<b>CWBD_6429</b>	\$7564
25"	80"	29½"	<b>CWBD_8029</b>	\$8506



 **For Canadian Pricing**  
Multiply U.S. Price by the Canadian price factor.  
▶ See page 1 for details.

# Transitional-Style Buffet-Height Credenzas



▶ Need help?  
Product details,  
page 209

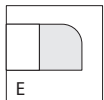
### Standard Includes

- Buffet-height credenza: wood group 1
- Finished back panel with wire access cutouts: wood to match credenza
- Pulls: paint or metal
- Locks, keyed random: 9250 Ember Chrome
- Two adjustable shelves behind each door
- One hanging file folder frame per file drawer: black plastic

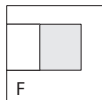
### Required to Specify

- 1 Style number with appropriate edge profile letter indicated in the space provided. (For example, CWOD\_3236 becomes CWODF3236 for flat edge profile)
  - ▶ See edge profiles below.
- 2 Wood veneer color number for credenza
- 3 Pulls and paint or metal color number (see below)
- 4 Options, if selected (see below)
  - ▶ See *Surface Materials*, page 454.

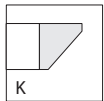
### Edge Profiles



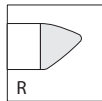
Bullnose X4/23



Flat



Knife



Rei X4/23

	Options	U.S. Price	Required to Specify
<b>Surface Materials</b>	• Wood group 2	+\$ 475	Specify wood color number.
	• Wood group 3	+\$1655	Specify wood color number.
	• Customiz stain on wood	No cost	Specify <i>with Customiz stain</i> .
	• Full-fill finish on wood group 1	+\$ 35	▶ See <i>Surface Materials Reference Manual</i> . Specify full-fill finish color number.
<b>Pulls</b>	• Tab pull	No cost	Specify <i>with tab pull</i> and select 0835 Black, 4799 Platinum, 9201 Polished Chrome, or 9211 Nickel.
	• Jazz pull	+\$ 17 each	Specify <i>with jazz pull</i> and select 0835 Black, 4799 Platinum, 9201 Polished Chrome, or 9211 Nickel.
	• Nile pull	+\$ 17 each	Specify <i>with nile pull</i> and select 0835 Black, 4799 Platinum, 9201 Polished Chrome, or 9211 Nickel.
<b>Lock and Keying</b>	<b>Lock</b>		
	• Polished chrome	No cost	Specify <i>with 9201 Polished Chrome lock</i> .
	<b>Keying</b>		
	• Factory- and field-installed keying		▶ Page 478
<b>Grommets</b>	• One 2½"-round worksurface grommet available on 32"W credenzas	+\$ 117	Center: Specify <i>with CGRC</i> and select 0835 Black, 9201 Polished Chrome, or 9211 Nickel.
	• Two 2½"-round worksurface grommets available on 64"W and 80"W credenzas	+\$ 234	Left/right: Specify <i>with CGRLR</i> and select 0835 Black, 9201 Polished Chrome, or 9211 Nickel.
	• Three 2½"-round worksurface grommets available on 80"W credenzas	+\$ 351	Left/center/right: Specify <i>with CGRLCR</i> and select 0835 Black, 4799 Platinum Metallic, 9201 Polished Chrome, or 9211 Nickel.



### For Canadian Pricing

Multiply U.S. Price by the Canadian price factor.

▶ See page 1 for details.

☒4/23 = Last order entry  
April 16, 2023

Tip: Your specification is not complete until you add a fifth letter to the style number to define the edge profile.

**Specification Information**

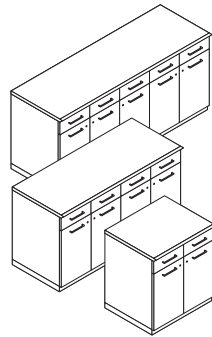
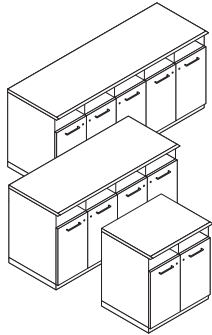
Dimensions			Style	U.S.
D	W	H	Number	Base Price

**Buffet-Height Credenzas with Open Shelves and Doors**

25"	32"	36"	<b>CWOD_3236</b>	\$4193
25"	64"	36"	<b>CWOD_6436</b>	\$7174
25"	80"	36"	<b>CWOD_8036</b>	\$8074

**Buffet-Height Credenzas with Box Drawers and Doors**

25"	32"	36"	<b>CWBD_3236</b>	\$4610
25"	64"	36"	<b>CWBD_6436</b>	\$7899
25"	80"	36"	<b>CWBD_8036</b>	\$8878



Convене

 **For Canadian Pricing**  
Multiply U.S. Price by the Canadian price factor.  
▶ See page 1 for details.

# Convене Edge Profile Samples

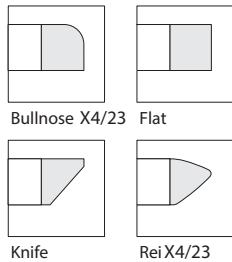
Standard Includes	Required to Specify
<ul style="list-style-type: none"> <li>• Worksurface: wood group 1 veneer or laminate price group 1</li> <li>• Wood worksurface with wood edge: solid wood edge on two sides</li> <li>• Laminate worksurface with wood edge: solid wood edge on two sides</li> </ul>	<ol style="list-style-type: none"> <li>1 Style number</li> <li>2 Wood or laminate color number for worksurface</li> <li>3 Wood finish number for edge profile on laminate worksurface</li> <li>4 Worksurface profile (see below under Required Selections)</li> <li>5 Options, if selected (see below)</li> </ol> <p>▶ See <i>Surface Materials</i>, page 454.</p>

**For laminate group 2 and 3 pricing, please refer to the electronic catalog or SmartTools.**

## Required Selections

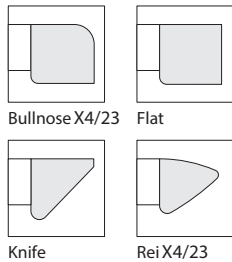
**Wood worksurface edge profiles at left**

### Standard Edge Profiles



Options	U.S. Price	Required to Specify
<b>Surface Materials</b> <b>Wood veneer worksurfaces</b> <ul style="list-style-type: none"> <li>• Wood group 2           +\$ 69</li> <li>• Wood group 3           +\$240</li> <li>• Customiz stain       No cost</li> <li>• Full-fill finish on wood group 1   +\$ 35</li> </ul>		Specify wood color number. Specify wood color number. Specify <i>with Customiz stain</i> . Specify full-fill finish number.
<b>Laminate worksurfaces</b> <ul style="list-style-type: none"> <li>• High-Pressure Laminate price group 2           See information at left</li> <li>• High-Pressure Laminate price group 3           See information at left</li> <li>• Customiz stain       No cost</li> </ul>		Specify High-Pressure Laminate color number. Specify High-Pressure Laminate color number. Specify <i>with Customiz stain</i> .

### Large Edge Profiles



Specification Information				
• Dimensions		• Style Number	• U.S. Base Prices	
D	W		Wood Group 1 Veneer	Laminate
18"	20"	CVXEDGE	\$598	\$598

**For Canadian Pricing**  
Multiply U.S. Price by the Canadian price factor.  
▶ See page 1 for details.

X4/23 = Last order entry  
April 16, 2023

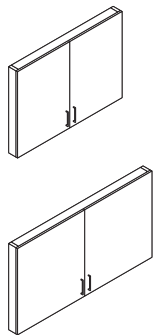
# Transitional-Style Wallboards

*Tip: Interior writing surface accommodates magnets. Surface is also suitable for projection.*

Standard Includes	Required to Specify
<ul style="list-style-type: none"> <li>▶ Need help? Product details, page 209</li> <li>• Wallboard doors with full 180° hinges and pegs to hang flip-chart pads: wood group 1</li> <li>• Pulls: paint or metal</li> <li>• Interior writing surface for dry-erase markers: white porcelain</li> </ul>	<ol style="list-style-type: none"> <li>1 Style number</li> <li>2 Wood veneer color number for wallboard</li> <li>3 Pulls and paint or metal color number (see below)</li> <li>4 Options, if selected (see below)</li> </ol> <p>▶ See <i>Surface Materials</i>, page 454.</p>

Options	U.S. Price	Required to Specify
<b>Surface Materials</b> <ul style="list-style-type: none"> <li>• Wood group 2</li> <li>• Wood group 3</li> <li>• Customiz stain on wood</li> </ul>	+\$141 +\$493 No cost	Specify wood color number. Specify wood color number. Specify <i>with Customiz stain</i> . ▶ See <i>Surface Materials Reference Manual</i> .
<b>Pulls</b> <ul style="list-style-type: none"> <li>• Tab pull</li> <li>• Jazz pull</li> <li>• Nile pull</li> </ul>	No cost +\$ 17 each +\$ 17 each	Specify <i>with tab pull</i> and select 0835 Black, 4799 Platinum, 9201 Polished Chrome, or 9211 Nickel. Specify <i>with jazz pull</i> and select 0835 Black, 4799 Platinum, 9201 Polished Chrome, or 9211 Nickel. Specify <i>with nile pull</i> and select 0835 Black, 4799 Platinum, 9201 Polished Chrome, or 9211 Nickel.
<b>Marker Board Door Interior</b> <ul style="list-style-type: none"> <li>• Marker board surface on door interiors</li> </ul>	+\$317	Specify <i>with marker board doors</i> .

Specification Information				
Dimensions			Style	U.S.
D	W	H	Number	Base Price
5"	56"	37"	<b>CWAWLB56</b>	\$4369
5"	70"	37"	<b>CWAWLB70</b>	\$5179



 **For Canadian Pricing**  
 Multiply U.S. Price by the Canadian price factor.  
 ▶ See page 1 for details.





---

# Verlay



## Statement of Line 290



### Product Details

Verlay Collaboration Tables	294
Verlay Leg Configurations	300
Verlay Grommet Availability Matrix	304



### Specifying

#### Wood Leg Tables

Seated-Height Round Tables	310
Seated-Height Gumdrop Tables	312
Seated-Height Square Tables	316
Seated-Height Rectangle Tables	318
Seated-Height Sightline Tables	322
Standing-Height Square Tables	326
Standing-Height Rectangle Tables	328

#### Metal Leg Tables

Seated-Height Round Tables	330
Seated-Height Square Tables	332
Seated-Height Rectangle Tables	336
Seated-Height Sightline Tables	342

#### Accessories 345

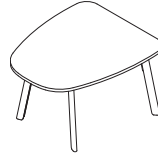
# Statement of Line

Verlay

## Seated-Height Collaboration Tables with Wood Legs



Understanding  
 ▶ Page 294  
 Specifying  
 ▶ Page 310



Understanding  
 ▶ Page 294  
 Specifying  
 ▶ Page 312

### Seated-Height Round Tables

42" Diameter	48" Diameter	54" Diameter	60" Diameter
●	●	●	●


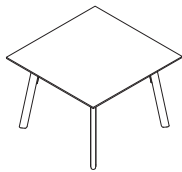
Tip: Available parametrically in 1/16" increments.

### Seated-Height Gumdrop Tables, Softened Shape

	42"W	48"W	54"W	60"W	66"W
42"D	●	●	●	●	●
48"D	●	●	●	●	●

Tip: Table tops are tapered. Depth will change over the length of table from the depth listed above to 6" smaller.

Tip: Available parametrically in 3" increments for laminate tops and 1/16" increments for wood veneer tops.



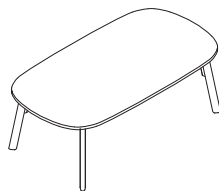
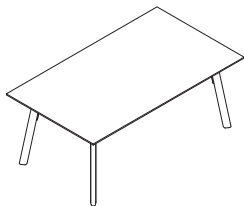
Understanding  
 ▶ Page 294  
 Specifying  
 ▶ Page 316

### Seated-Height Square Tables, Straight and Softened Shape

	42"W	48"W
42"D	●	
48"D		●

Tip: Straight shape type is available parametrically in 1/16" increments.

Tip: Softened shape type is available parametrically in 3" increments for laminate tops and 1/16" increments for wood veneer tops.



Understanding  
 ▶ Page 294  
 Specifying  
 ▶ Page 318

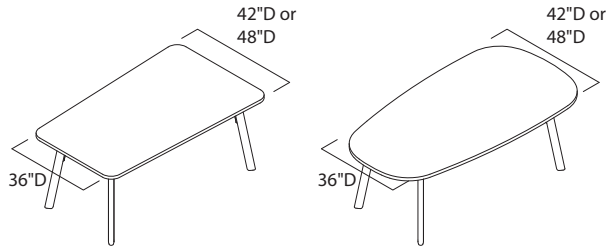
### Seated-Height Rectangle Tables, Straight and Softened Shape

	72"W	84"W	96"W
42"D	●	●	●
48"D	●	●	●

Tip: Straight shape type is available parametrically in 1/16" increments.

Tip: Softened shape type is available parametrically in 3" increments for laminate tops and 1/16" increments for wood veneer tops.

## Seated-Height Collaboration Tables with Wood Legs, continued



Understanding  
 ▶ Page 294  
 Specifying  
 ▶ Page 322

## Seated-Height Sightline Tables, Straight and Softened Shape

	72\"W	96\"W
36\"D—42\"D	●	●
36\"D—48\"D	●	●

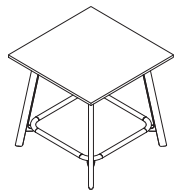
*Tip: Table tops are tapered. Depth will change over the length of table from the depth listed above to a 36\"D.*

*Tip: Straight shape type is available parametrically in 1/16\" increments.*

*Tip: Softened shape type is available parametrically in 3\" increments for laminate tops and 1/16\" increments for wood veneer tops.*

*Tip: Straight shape is available with rounded corners only.*

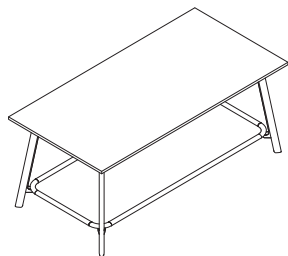
## Standing-Height Collaboration Tables with Wood Legs



Understanding  
 ▶ Page 294  
 Specifying  
 ▶ Page 326

## Standing-Height Square Tables, Straight Shape

	42\"W	48\"W
42\"D	●	
48\"D		●



Understanding  
 ▶ Page 294  
 Specifying  
 ▶ Page 328

## Standing-Height Rectangle Tables, Straight Shape

	96\"W
42\"D	●
48\"D	●

### Seated-Height Collaboration Tables with Metal Legs



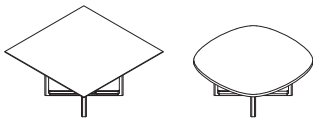
Understanding  
 ▶ Page 294  
 Specifying  
 ▶ Page 330

#### Seated-Height Round Tables

42" Diameter    48" Diameter    54" Diameter    60" Diameter



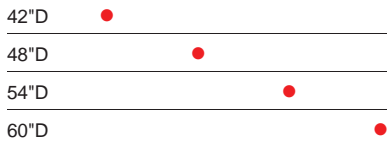
Tip: Available parametrically in 1/16" increments.



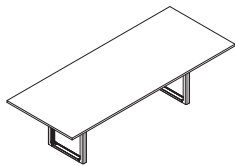
Understanding  
 ▶ Page 294  
 Specifying  
 ▶ Page 332

#### Seated-Height Square Tables, Straight and Softened Shape

42"W    48"W    54"W    60"W



Tip: Straight shape type is available parametrically in 1/16" increments.  
 Tip: Softened shape type is available parametrically in 3" increments for laminate tops and 1/16" increments for wood veneer tops.



Understanding  
 ▶ Page 294  
 Specifying  
 ▶ Page 336

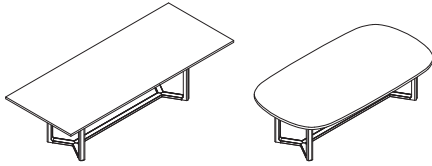
#### Seated-Height Rectangle Tables, Straight Shape—with Metal U-Leg

66"W    72"W    84"W    96"W    108"W    120"W    144"W    168"W    192"W    216"W



Tip: Number of U-legs per table is determined by top width.  
 Tip: Tables over 120"W have multi-piece tops.  
 Tip: Straight shape type is available parametrically in 1/16" increments.

## Seated-Height Collaboration Tables with Metal Legs, continued



Understanding  
 ▶ Page 294  
 Specifying  
 ▶ Page 336

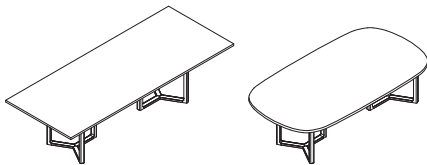
## Seated-Height Rectangle Tables, Straight and Softened Shape—with Metal Trestle Leg

	96"W	108"W	120"W
42"D	●	●	●
48"D	●	●	●

*Tip: Tables over 120"W have multi-piece tops.*

*Tip: Straight shape type is available parametrically in 1/16" increments.*

*Tip: Softened shape type is available parametrically in 3" increments for laminate tops and 1/16" increments for wood veneer tops.*



Understanding  
 ▶ Page 294  
 Specifying  
 ▶ Page 336

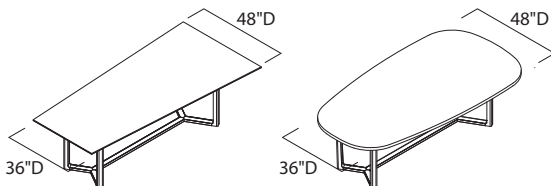
## Seated-Height Rectangle Tables, Straight and Softened Shape—with Metal Split Trestle Leg

	120"W	144"W
42"D	●	●
48"D	●	●

*Tip: Tables over 120"W have multi-piece tops.*

*Tip: Straight shape type is available parametrically in 1/16" increments.*

*Tip: Softened shape type is available parametrically in 3" increments for laminate tops and 1/16" increments for wood veneer tops.*



Understanding  
 ▶ Page 294  
 Specifying  
 ▶ Page 342

## Seated-Height Sightline Tables, Straight and Softened Shape

	96"W	108"W	120"W
36"D—48"D	●	●	●

*Tip: Table tops are tapered. Depth will change over the length of table from 36"D to 48"D.*

*Tip: Straight shape type is available parametrically in 1/16" increments.*

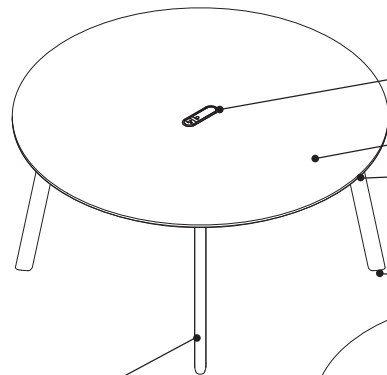
*Tip: Softened shape type is available parametrically in 3" increments for laminate tops and 1/16" increments for wood veneer tops.*

# Verlay Collaboration Tables

**Verlay** is a suite of tables created for collaborative environments and was designed to encourage the smooth flow of ideas across the office landscape. Verlay's wood design offers a material range that provides a comfortable presence to the workplace.

**Verlay** consists of a series of table shapes and sizes, supporting a wide array of settings from small collaboration to large conference rooms with a modern design aesthetic with multiple leg materials and types.

**Solid wood legs** offered in oak, maple, or walnut.

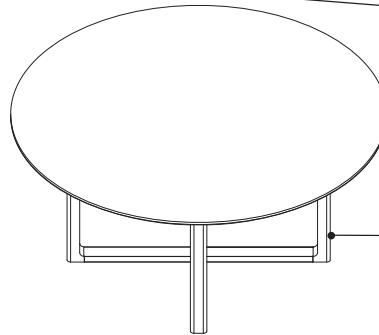


**CC grommet** is available.

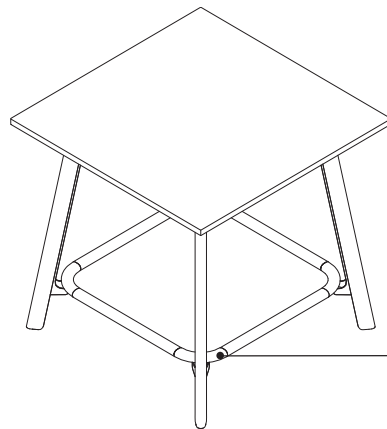
**Top** in wood veneer or High-Pressure Laminate.

**Leg bracket below the worksurface of wood leg tables** adjusts from 28<sup>1</sup>/<sub>2</sub>" to 29<sup>3</sup>/<sub>16</sub>" to level the table on uneven floors.

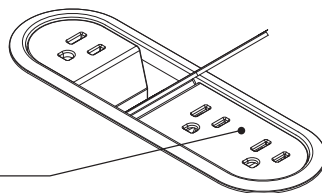
**Tan, flat, plastic foot glides.**



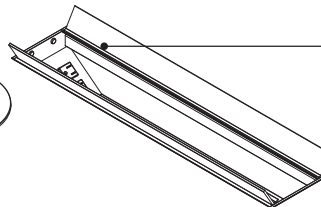
**Metal legs** offered with furniture grade linoleum inserts. Glide adjustment on metal legs is 1<sup>1</sup>/<sub>4</sub>".



**Leg ring** is painted metal, providing a foot rest when standing or seated.



**CC grommet** is available in standard power, USB type A, and USB type C.



**Long grommet** is available in standard power with data knockouts only.

**Actual Dimensions**

	<b>Seated-Height with Wood Legs</b>	<b>Seated-Height with Metal Legs</b>	<b>Standing-Height with Wood Legs</b>
<b>Round</b>			
Diameter	42", 48", 54", or 60"	42", 48", 54", or 60"	N.A.
<b>Gumdrop</b>			
Depth	42" or 48"	N.A.	N.A.
Width	42", 48", 54", 60", or 66"	N.A.	N.A.
<b>Square</b>			
Depth	42" or 48"	42", 48", 54", or 60"	42" or 48"
Width	42" or 48"	42", 48", 54", or 60"	42" or 48"
<b>Rectangle</b>			
Depth	42" or 48"	42", 48", 54", or 60"	42" or 48"
Width	72", 84", or 96"	66", 72", 84", 96", 108", 120", 144", 168", 192", or 216"	96"
<b>Sightline</b>			
Depth	42" or 48"	36"/48"	N.A.
Width	72" or 96"	96", 108", or 120"	N.A.

*Tip: Seated-height is 28<sup>1</sup>/<sub>2</sub>"H, standing-height is 40"H.*

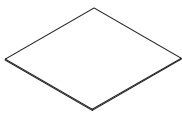
*Tip: Available parametrically with exceptions. See parametric sizes understanding information.*

**Product Details**

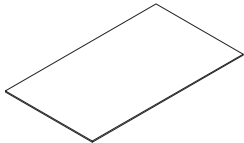
**Verlay table top** has a wood composite core with a wood veneer or laminate surface and is available in five different shapes; round, gumdrop, square, rectangle, and sightline.



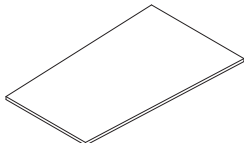
Round



Square, Straight

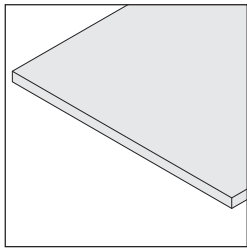


Rectangle, Straight

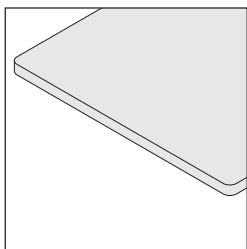


Sightline, Straight

**Straight shapes** are available on round, square, rectangle, and sightline tables and feature a choice of square or rounded corners.



**Square corners**, available as an option on straight shapes, have 90° corners on all four sides.



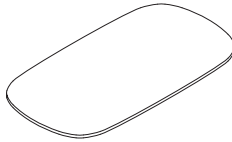
**Rounded corners**, available as an option on straight shapes, have a 4" radius on all four sides with a continuous edge banding.



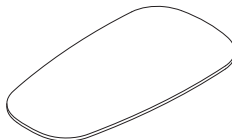
Gumdrop



Square, Softened



Rectangle, Softened



Sightline, Softened

**Softened table shapes** offer a continuous radius pillow aesthetic for seated-height tables.

**Softened table shapes** are available on gumdrop, square, rectangle, and sightline tables.

**Gumdrop table** is only offered with wood legs in a softened shape.



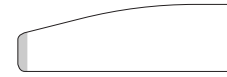
3 mm Edge, Plastic or Wood Veneer



Slice Edge, Plastic or Wood Veneer



Drop Edge, Solid Wood



Eased Edge, Wood Veneer

**Edge detail** is available in four options—3 mm, slice, drop, or eased edge.

**Tops** are 1 1/8" thick.

**Slice edge** gives the appearance of a thinner top which is 1/2" thick and tapers to an overall thickness of 1 1/8".

**Slice edge on laminate tops with square corners** will be laser edge banding.

**Underside of slice edge** exposes MDF core.

**Drop edge** gives the appearance of a thicker profile with a 1 5/8" solid wood edge. Drop edge is not available in softened shapes.

*Tip: Solid wood edge profile finishes will not be an exact match to woodgrain laminates. We highly recommend ordering physical samples to understand visual differences.*

**Eased wood edge** transitions from 1/2" profile to an overall thickness of 1 1/8".

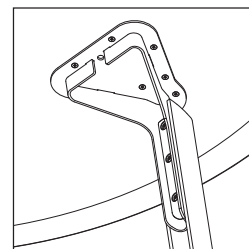
**Eased edge tops** are only available with select veneer finishes and are not available on tables with square corners.

▶ See *Color Availability Matrices for Wood*, page 462.



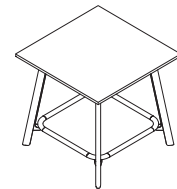
**Wood legs** are available in solid wood, maple, oak, or walnut.

**Wood leg species** is specifiable for laminate top tables but for veneer top tables will default to match the veneer species.




**Leg brackets** are painted metal.

**Leveling of wood legs** occurs between the wood leg and the metal bracket. This eliminates the need for additive levelers, resulting in a visually clean interaction between floor and leg. Leg bracket adjusts from 28 1/2" to 29 13/16".

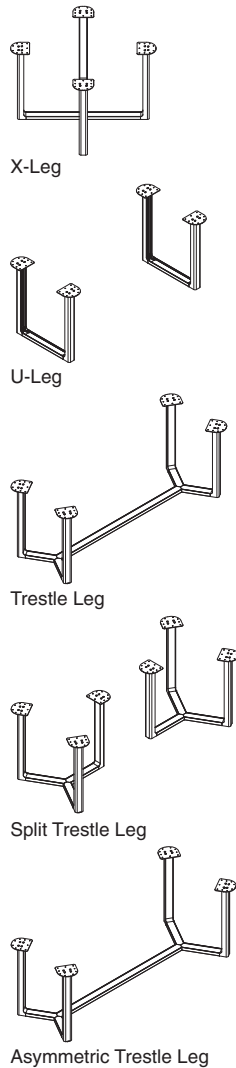


**Standing-height tables** are available as square or rectangle shapes, with rounded or square corners.



**Leg ring** is painted metal, providing a foot rest when standing or seated.





X-Leg

U-Leg

Trestle Leg

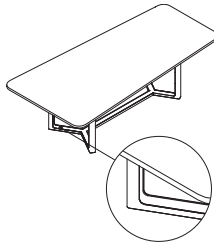
Split Trestle Leg

Asymmetric Trestle Leg

**Metal legs** come in a variety of types: X-leg, U-leg, trestle leg, split trestle leg, and asymmetric trestle leg.

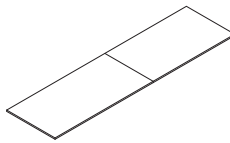
*Tip: The number of U-legs is driven by the width of the table.*

▶ See page 288 for *Verlay Leg Configurations*.



**A soft-touch linoleum insert** lines the interior of the metal leg to conceal power and provide an accent of color. It is a flexible furniture grade linoleum.

**Leveling of metal legs** occurs with leveling glides that adjust for installations on uneven floors. Adjustability range is 1<sup>1</sup>/<sub>4</sub>".



**Sectioned tops** will occur when the top is larger than 120"W. The top will be split into two equal sections that ship with connecting hardware.

**Woodgrain laminate sectioned tops** cannot guarantee a perfect match of grain pattern at the seam where the two sections join. However, the best match of grain pattern possible will be pursued.



Short grain direction



Long grain direction

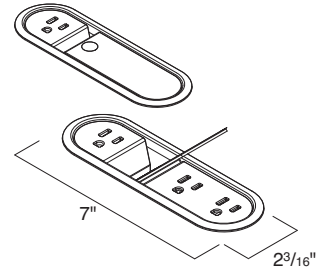
Rectangular Worksurface

**Grain direction on woodgrain laminate tops less than or equal to 60"W** are available in short or long grain. Tops greater than 60"W will always have long grain direction.

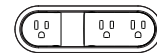
**Grain direction on veneer tops less than or equal to 96"W** are available in short or long grain. Tops greater than 96"W will always have short grain direction.

### Power, Wiring & Cabling

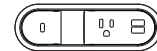
**Surface power** is available with two options—CC grommet or long grommet. Both are field installed.



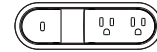
**CC grommet** features an exposed power outlet or USB port on one side, lid concealing additional power and USB ports. The grommet bezel and lid can be specified in contrasting finishes.



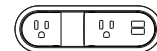
Power, Power, Power



USB-C, Power, 2 USB-A

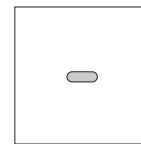


USB-C, Power, Power

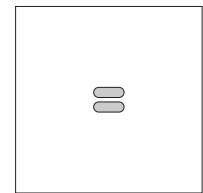


Power, Power, 2 USB-A

**Four power and USB configurations** are available to accommodate a variety of user needs.



Single



Stacked

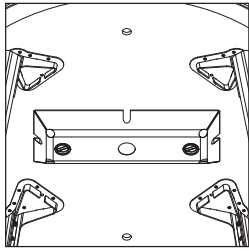
**CC grommet** is available in either single or stacked configurations.

▶ See *Verlay Grommet Availability Matrix*, page 304

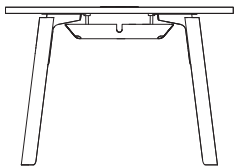
**Power infeed for CC grommet** is available as cord and plug or hardwired. Cord and plug version has a 9' cord.

**Hardwire** is available in 72" or 144" conduit length options.

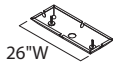
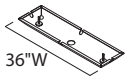
**Tables with three or more CC grommets** include a junction box which mounts to the underside of the worksurface and replaces the infeed. Electrician supplied conduit feeds the junction box and connects to the hardwire conduit of the grommet electrical system.



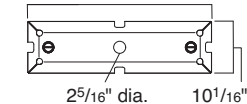
**Wire management tray** for CC grommet attaches to the underside of the table. The tray houses the CC grommet power squid box and manages cables. Cables can route out of the tray through side access holes or bottom center hole.



**Plastic knobs** allow the tray to drop and tilt for easy access to the contents of the tray.

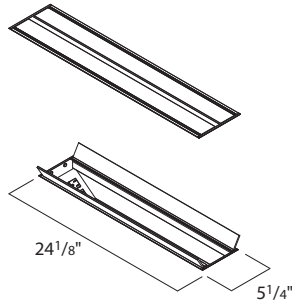


varies with table width



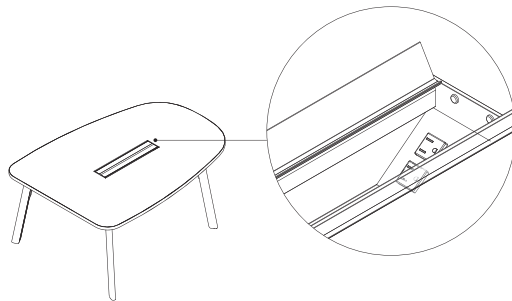
**Number of trays and tray size** varies based on table size and number of CC grommets. Tray sizes are 20"W, 26"W, and 36"W.

*Tip: Wire management tray is only included when CC grommet is specified and is not available on square tables less than 48" and round tables less than 54".*

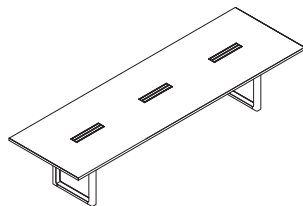


**Long grommet** features two metal hinged doors that allow for access to power and data tray.

**Long grommet** has an internal depth of 3<sup>1</sup>/<sub>2</sub>". Below the worksurface depth extends to 4<sup>1</sup>/<sub>2</sub>". This includes the added dimension of power outlet boxes.



**The tray** includes four power receptacles and two cutouts for modular data housings located at each end of the tray.



**Number of long grommets** can be specified from one to four but is dependent on table size.

▶ See *Verlay Grommet Availability Matrix*, page 304

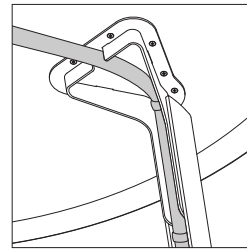
**Power infeed for long grommet** is available as cord and plug or hardwired.

**Cord and plug version** has a 9' cord.

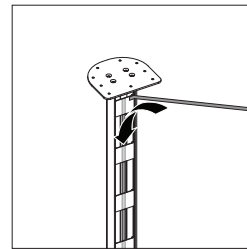
**Hardwire conduit** is 72" or 144".

**Tables with two or more metal grommets** include a junction box which mounts to the underside of the worksurface and replaces the infeed. Electrician supplied conduit feeds the junction box and connects to the hardwire conduit of the grommet electrical system.

**Interior of tray** is accessible by the user and has ample room to manage cords and power bricks.



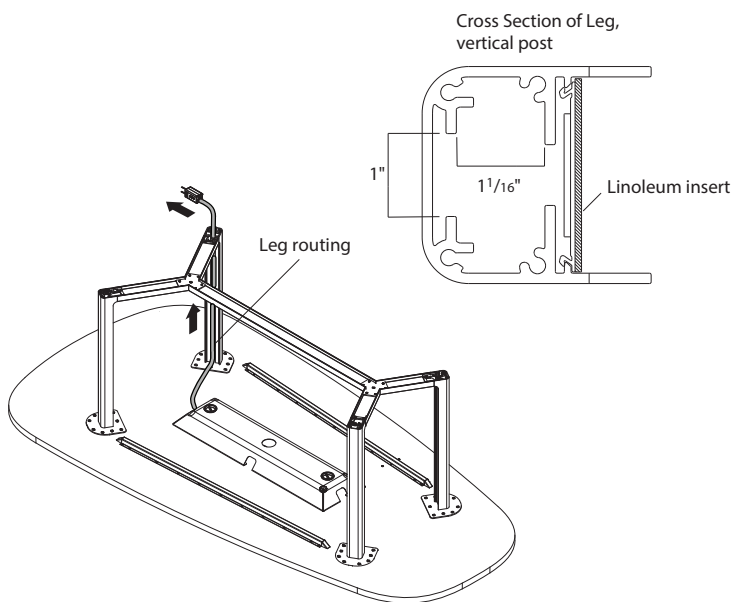
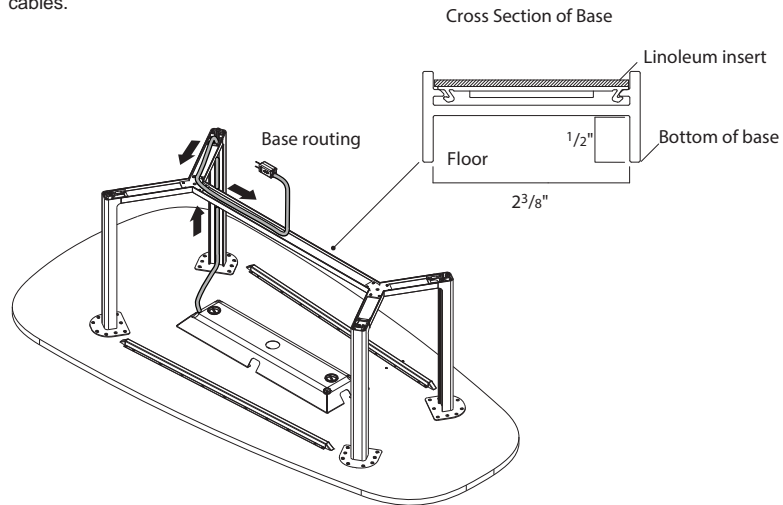
**Black mesh cable manager with velcro attachment** manages cables down the inside of wood leg tables. Leg features a routing for cable manager to nest. Cable manager ships standard with wood leg tables.



**Interior of metal legs** allow for cable routing concealed by the linoleum insert.

**Access holes at the bottom of each leg**

allows cables to exit. When fully recessed, glides allow cables to route from underneath the leg. One leg will accommodate grommet power cord or hardwire conduit. Each other leg can house either one power cord or up to three category six cables.

**Parametric Sizes**

**Parametric dimensions** are available on Verlay tables.

**Tables** are available in 1/16" increments with the following exceptions:

- Softened shape tables with laminate tops are only available in 3" increments.
- Tables with eased edge are only available in 3" increments.
- Standing-height tables are not available parametrically.

**Surface Material****Table top**

- Laminate
- Wood veneer
- Customiz stain (optional on wood)
- Full-fill finish (optional on wood)

*Tip: Wood veneer tops with eased edge are available in select finishes only. See Color Availability Matrices for Wood, page 462.*

**Edge profile**

- Plastic edge on laminate tops with 3 mm and slice edge
- Wood veneer edge on wood veneer tops with 3 mm, slice, and eased edge
- Solid wood edge on wood veneer or laminate tops with drop edge

*Tip: Solid wood edge profile finishes will not be an exact match to woodgrain laminates. We highly recommend ordering physical samples to understand visual differences.*

**Laser edge band finishes**

(for laminate table tops with square corners and slice edge):

- 6000 Black
- 6052 Milk
- 6053 Seagull
- 6213 Acacia
- 6654 Sand

**Wood leg species**

- Oak
- Maple
- Walnut

*Tip: Leg species is driven by the veneer top species.*

**Leg bracket for wood legs**

- Painted metal
- PerfectMatch paint
- Lux Coatings on metal

**Metal legs**

- Painted metal
- PerfectMatch paint
- Lux Coatings on metal

**Metal leg insert**

- Furniture grade linoleum

**CC grommet**

- Painted metal bezel and lid
- Lux Coatings on metal bezel and lid
- 6527 Merle plastic power insert

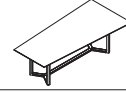
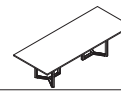
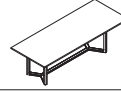
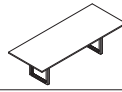
**Long grommet**

- Silver metallic painted metal doors
- Black power insert

# Verlay Leg Configurations



Modular Width	Parametric Width	Wood Leg	Wood Standing Leg	X-Leg
<b>Round Tables</b>				
42"	42"- 47 <sup>15</sup> / <sub>16</sub> "	YES	N.A.	YES
48"	48"- 53 <sup>15</sup> / <sub>16</sub> "	YES	N.A.	YES
54"	54"- 59 <sup>15</sup> / <sub>16</sub> "	YES	N.A.	YES
60"	60"	YES	N.A.	YES
<b>Gumdrop Tables</b>				
42"	42"- 47 <sup>15</sup> / <sub>16</sub> "	YES	N.A.	N.A.
48"	48"- 53 <sup>15</sup> / <sub>16</sub> "	YES	N.A.	N.A.
54"	54"- 59 <sup>15</sup> / <sub>16</sub> "	YES	N.A.	N.A.
60"	60"- 65 <sup>15</sup> / <sub>16</sub> "	YES	N.A.	N.A.
66"	66"	YES	N.A.	N.A.
<b>Square Tables, Straight Shape</b>				
42"	42"- 47 <sup>15</sup> / <sub>16</sub> "	YES	YES	YES
48"	48"- 53 <sup>15</sup> / <sub>16</sub> "	YES	YES	YES
54"	54"- 59 <sup>15</sup> / <sub>16</sub> "	N.A.	N.A.	YES
60"	60"	N.A.	N.A.	YES
<b>Square Tables, Softened Shape</b>				
42"	42"- 47 <sup>15</sup> / <sub>16</sub> "	YES	N.A.	YES
48"	48"- 53 <sup>15</sup> / <sub>16</sub> "	YES	N.A.	YES
54"	54"- 59 <sup>15</sup> / <sub>16</sub> "	N.A.	N.A.	YES
60"	60"	N.A.	N.A.	YES
<b>Rectangle Tables, Straight Shape</b>				
66"	66"- 71 <sup>15</sup> / <sub>16</sub> "	N.A.	N.A.	N.A.
72"	72"- 83 <sup>15</sup> / <sub>16</sub> "	YES	N.A.	N.A.
84"	84"-95 <sup>15</sup> / <sub>16</sub> "	YES	N.A.	N.A.
96"	96"- 101 <sup>15</sup> / <sub>16</sub> "	YES	YES	N.A.
	102"-107 <sup>15</sup> / <sub>16</sub> "	N.A.	N.A.	N.A.
108"	108"-119 <sup>15</sup> / <sub>16</sub> "	N.A.	N.A.	N.A.
120"	120"-143 <sup>15</sup> / <sub>16</sub> "	N.A.	N.A.	N.A.
144"	144"-149 <sup>15</sup> / <sub>16</sub> "	N.A.	N.A.	N.A.
	150"-167 <sup>15</sup> / <sub>16</sub> "	N.A.	N.A.	N.A.
168"	168"-191 <sup>15</sup> / <sub>16</sub> "	N.A.	N.A.	N.A.
192"	192"-203 <sup>15</sup> / <sub>16</sub> "	N.A.	N.A.	N.A.
	204"-215 <sup>15</sup> / <sub>16</sub> "	N.A.	N.A.	N.A.
216"	216"	N.A.	N.A.	N.A.

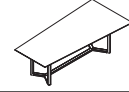
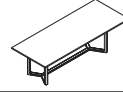
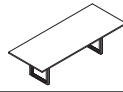


Modular Width	Parametric Width	U-Leg	Trestle Leg	Split Trestle Leg	Asymmetrical Trestle Leg
<b>Round Tables</b>					
42"	42" - 47 <sup>15</sup> / <sub>16</sub> "	N.A.	N.A.	N.A.	N.A.
48"	48" - 53 <sup>15</sup> / <sub>16</sub> "	N.A.	N.A.	N.A.	N.A.
54"	54" - 59 <sup>15</sup> / <sub>16</sub> "	N.A.	N.A.	N.A.	N.A.
60"	60"	N.A.	N.A.	N.A.	N.A.
<b>Gumdrop Tables</b>					
42"	42" - 47 <sup>15</sup> / <sub>16</sub> "	N.A.	N.A.	N.A.	N.A.
48"	48" - 53 <sup>15</sup> / <sub>16</sub> "	N.A.	N.A.	N.A.	N.A.
54"	54" - 59 <sup>15</sup> / <sub>16</sub> "	N.A.	N.A.	N.A.	N.A.
60"	60" - 65 <sup>15</sup> / <sub>16</sub> "	N.A.	N.A.	N.A.	N.A.
66"	66"	N.A.	N.A.	N.A.	N.A.
<b>Square Tables, Straight Shape</b>					
42"	42" - 47 <sup>15</sup> / <sub>16</sub> "	N.A.	N.A.	N.A.	N.A.
48"	48" - 53 <sup>15</sup> / <sub>16</sub> "	N.A.	N.A.	N.A.	N.A.
54"	54" - 59 <sup>15</sup> / <sub>16</sub> "	N.A.	N.A.	N.A.	N.A.
60"	60"	N.A.	N.A.	N.A.	N.A.
<b>Square Tables, Softened Shape</b>					
42"	42" - 47 <sup>15</sup> / <sub>16</sub> "	N.A.	N.A.	N.A.	N.A.
48"	48" - 53 <sup>15</sup> / <sub>16</sub> "	N.A.	N.A.	N.A.	N.A.
54"	54" - 59 <sup>15</sup> / <sub>16</sub> "	N.A.	N.A.	N.A.	N.A.
60"	60"	N.A.	N.A.	N.A.	N.A.
<b>Rectangle Tables, Straight Shape</b>					
66"	66" - 71 <sup>15</sup> / <sub>16</sub> "	2	N.A.	N.A.	N.A.
72"	72" - 83 <sup>15</sup> / <sub>16</sub> "	2	N.A.	N.A.	N.A.
84"	84" - 95 <sup>15</sup> / <sub>16</sub> "	2	N.A.	N.A.	N.A.
96"	96" - 101 <sup>15</sup> / <sub>16</sub> "	2	42"D-48"D only	N.A.	N.A.
	102" - 107 <sup>15</sup> / <sub>16</sub> "	3	42"D-48"D only	N.A.	N.A.
108"	108" - 119 <sup>15</sup> / <sub>16</sub> "	3	42"D-48"D only	N.A.	N.A.
120"	120" - 143 <sup>15</sup> / <sub>16</sub> "	3	42"D-48"D only	42"D-48"D only	N.A.
144"	144" - 149 <sup>15</sup> / <sub>16</sub> "	3	N.A.	42"D-48"D only	N.A.
	150" - 167 <sup>15</sup> / <sub>16</sub> "	4	N.A.	N.A.	N.A.
168"	168" - 191 <sup>15</sup> / <sub>16</sub> "	4	N.A.	N.A.	N.A.
192"	192" - 203 <sup>15</sup> / <sub>16</sub> "	4	N.A.	N.A.	N.A.
	204" - 215 <sup>15</sup> / <sub>16</sub> "	5	N.A.	N.A.	N.A.
216"	216"	5	N.A.	N.A.	N.A.

## Verlay Leg Configurations, continued


























Modular Width	Parametric Width	Wood Leg	Wood Standing Leg	X-Leg
<b>Rectangle Tables, Softened Shape</b>				
66"	66"-71 <sup>15</sup> / <sub>16</sub> "	N.A.	N.A.	N.A.
72"	72"-83 <sup>15</sup> / <sub>16</sub> "	YES	N.A.	N.A.
84"	84"-95 <sup>15</sup> / <sub>16</sub> "	YES	N.A.	N.A.
96"	96"-101 <sup>15</sup> / <sub>16</sub> "	YES	N.A.	N.A.
	102"-107 <sup>15</sup> / <sub>16</sub> "	N.A.	N.A.	N.A.
108"	108"-119 <sup>15</sup> / <sub>16</sub> "	N.A.	N.A.	N.A.
120"	120"-143 <sup>15</sup> / <sub>16</sub> "	N.A.	N.A.	N.A.
144"	144"-149 <sup>15</sup> / <sub>16</sub> "	N.A.	N.A.	N.A.
	150"-167 <sup>15</sup> / <sub>16</sub> "	N.A.	N.A.	N.A.
168"	168"-191 <sup>15</sup> / <sub>16</sub> "	N.A.	N.A.	N.A.
192"	192"-203 <sup>15</sup> / <sub>16</sub> "	N.A.	N.A.	N.A.
	204"-215 <sup>15</sup> / <sub>16</sub> "	N.A.	N.A.	N.A.
216"	216"	N.A.	N.A.	N.A.
<b>Sightline Tables, Straight Shape</b>				
72"	72"-95 <sup>15</sup> / <sub>16</sub> "	YES	N.A.	N.A.
96"	96"-107 <sup>15</sup> / <sub>16</sub> "	YES	N.A.	N.A.
108"	108"-119 <sup>15</sup> / <sub>16</sub> "	N.A.	N.A.	N.A.
120"	120"	N.A.	N.A.	N.A.
<b>Sightline Tables, Softened Shape</b>				
72"	72"-95 <sup>15</sup> / <sub>16</sub> "	YES	N.A.	N.A.
96"	96"-107 <sup>15</sup> / <sub>16</sub> "	YES	N.A.	N.A.
108"	108"-119 <sup>15</sup> / <sub>16</sub> "	N.A.	N.A.	N.A.
120"	120"	N.A.	N.A.	N.A.




Modular Width	Parametric Width	U-Leg	Trestle Leg	Split Trestle Leg	Asymmetrical Trestle Leg
<b>Rectangle Tables, Softened Shape</b>					
66"	66"-71 <sup>15</sup> / <sub>16</sub> "	N.A.	N.A.	N.A.	N.A.
72"	72"-83 <sup>15</sup> / <sub>16</sub> "	N.A.	N.A.	N.A.	N.A.
84"	84"-95 <sup>15</sup> / <sub>16</sub> "	N.A.	N.A.	N.A.	N.A.
96"	96"-101 <sup>15</sup> / <sub>16</sub> "	N.A.	42"D-48"D only	N.A.	N.A.
	102"-107 <sup>15</sup> / <sub>16</sub> "	N.A.	42"D-48"D only	N.A.	N.A.
108"	108"-119 <sup>15</sup> / <sub>16</sub> "	N.A.	42"D-48"D only	N.A.	N.A.
120"	120"-143 <sup>15</sup> / <sub>16</sub> "	N.A.	42"D-48"D only	42"D-48"D only	N.A.
144"	144"-149 <sup>15</sup> / <sub>16</sub> "	N.A.	N.A.	42"D-48"D only	N.A.
	150"-167 <sup>15</sup> / <sub>16</sub> "	N.A.	N.A.	N.A.	N.A.
168"	168"-191 <sup>15</sup> / <sub>16</sub> "	N.A.	N.A.	N.A.	N.A.
192"	192"-203 <sup>15</sup> / <sub>16</sub> "	N.A.	N.A.	N.A.	N.A.
	204"-215 <sup>15</sup> / <sub>16</sub> "	N.A.	N.A.	N.A.	N.A.
216"	216"	N.A.	N.A.	N.A.	N.A.
<b>Sightline Tables, Straight Shape</b>					
72"	72"-95 <sup>15</sup> / <sub>16</sub> "	N.A.	N.A.	N.A.	N.A.
96"	96"-107 <sup>15</sup> / <sub>16</sub> "	N.A.	N.A.	N.A.	YES
108"	108"-119 <sup>15</sup> / <sub>16</sub> "	N.A.	N.A.	N.A.	YES
120"	120"	N.A.	N.A.	N.A.	YES
<b>Sightline Tables, Softened Shape</b>					
72"	72"-95 <sup>15</sup> / <sub>16</sub> "	N.A.	N.A.	N.A.	N.A.
96"	96"-107 <sup>15</sup> / <sub>16</sub> "	N.A.	N.A.	N.A.	YES
108"	108"-119 <sup>15</sup> / <sub>16</sub> "	N.A.	N.A.	N.A.	YES
120"	120"	N.A.	N.A.	N.A.	YES

# Verlay Grommet Availability Matrix

Modular Width	CC Grommets					
	One	Two	Three	Four	Six	Eight
<b>Round Tables</b>						
42"		N.A.	N.A.	N.A.	N.A.	N.A.
48"		N.A.	N.A.	N.A.	N.A.	N.A.
54"			N.A.	N.A.	N.A.	N.A.
60"			N.A.	N.A.	N.A.	N.A.
<b>Square Tables</b>						
42"		N.A.	N.A.	N.A.	N.A.	N.A.
48"		N.A.	N.A.	N.A.	N.A.	N.A.
54"			N.A.	N.A.	N.A.	N.A.
60"			N.A.	N.A.	N.A.	N.A.
<b>Square Tables, Softened Shape</b>						
72"		N.A.	N.A.	N.A.	N.A.	N.A.
96"		N.A.	N.A.	N.A.	N.A.	N.A.
108"			N.A.	N.A.	N.A.	N.A.
120"			N.A.	N.A.	N.A.	N.A.
<b>Gumdrop Tables</b>						
42"		N.A.	N.A.	N.A.	N.A.	N.A.
48"		N.A.	N.A.	N.A.	N.A.	N.A.
54"			N.A.	N.A.	N.A.	N.A.
60"			N.A.	N.A.	N.A.	N.A.
66"			N.A.	N.A.	N.A.	N.A.

Tip: For parametric sized tops, refer to the next smallest size for grommets, however, some exceptions apply. For exceptions, refer to CET/SmartTools or electronic catalog for specific sizes.



Modular Width	Long Grommets			
	One	Two	Three	Four
<b>Round Tables</b>				
42"	N.A.	N.A.	N.A.	N.A.
48"	N.A.	N.A.	N.A.	N.A.
54"	N.A.	N.A.	N.A.	N.A.
60"	N.A.	N.A.	N.A.	N.A.
<b>Square Tables</b>				
42"	N.A.	N.A.	N.A.	N.A.
48"	N.A.	N.A.	N.A.	N.A.
54"	N.A.	N.A.	N.A.	N.A.
60"	N.A.	N.A.	N.A.	N.A.
<b>Square Tables, Softened Shape</b>				
72"	N.A.	N.A.	N.A.	N.A.
96"	N.A.	N.A.	N.A.	N.A.
108"	N.A.	N.A.	N.A.	N.A.
120"	N.A.	N.A.	N.A.	N.A.
<b>Gumdrop Tables</b>				
42"	N.A.	N.A.	N.A.	N.A.
48"	N.A.	N.A.	N.A.	N.A.
54"	N.A.	N.A.	N.A.	N.A.
60"	N.A.	N.A.	N.A.	N.A.
66"		N.A.	N.A.	N.A.











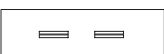






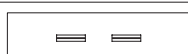

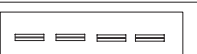



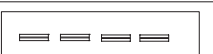















Verlay Grommet Availability Matrix, continued

Modular Width	CC Grommets					
	One	Two	Three	Four	Six	Eight
<b>Rectangle Tables, Straight</b>						
66"	N.A.		N.A.		N.A.	N.A.
72"	*		N.A.		N.A.	N.A.
84"	*		N.A.		N.A.	N.A.
96"	*				N.A.	N.A.
108" (size available in metal legs only)	N.A.				N.A.	N.A.
120" (size available in metal legs only)	N.A.				N.A.	N.A.
144" (size available in metal legs only)	N.A.	N.A.				N.A.
168" (size available in metal legs only)	N.A.	N.A.				N.A.
192" (size available in metal legs only)	N.A.	N.A.				
216" (size available in metal legs only)	N.A.	N.A.				
<b>Rectangle Tables, Softened</b>						
66"	N.A.		N.A.		N.A.	N.A.
72"	*		N.A.	**	N.A.	N.A.
84"	*		N.A.		N.A.	N.A.
96"	*				N.A.	N.A.
108" (size available in metal legs only)	N.A.				N.A.	N.A.
120" (size available in metal legs only)	N.A.				N.A.	N.A.
144" (size available in metal legs only)	N.A.	N.A.				N.A.
168" (size available in metal legs only)	N.A.	N.A.				N.A.
192" (size available in metal legs only)	N.A.	N.A.	N.A.			
216" (size available in metal legs only)	N.A.	N.A.	N.A.			

\*Wood legs only

\*\*Metal legs only

Tip: For parametric sized tops, refer to the next smallest size for grommets, however, some exceptions apply. For exceptions, refer to CET/SmartTools or electronic catalog for specific sizes.

Modular Width	Long Grommets			
	One	Two	Three	Four
<b>Rectangle Tables</b>				
66"		N.A.	N.A.	N.A.
72"		N.A.	N.A.	N.A.
84"		N.A.	N.A.	N.A.
96"			N.A.	N.A.
108" (size available in metal legs only)			N.A.	N.A.
120" (size available in metal legs only)			N.A.	N.A.
144" (size available in metal legs only)				N.A.
168" (size available in metal legs only)				
192" (size available in metal legs only)				
216" (size available in metal legs only)				
<b>Rectangle Tables, Softened</b>				
66" (grommet available in wood legs only)		N.A.	N.A.	N.A.
72" (grommet available in wood legs only)		N.A.	N.A.	N.A.
84" (grommet available in wood legs only)		N.A.	N.A.	N.A.
96"		 **	N.A.	N.A.
108" (size available in metal legs only)		 **	N.A.	N.A.
120" (size available in metal legs only)			N.A.	N.A.
144" (size available in metal legs only)		 *	 *	N.A.
168" (size available in metal legs only)		N.A.	N.A.	N.A.
192" (size available in metal legs only)		N.A.	N.A.	N.A.
216" (size available in metal legs only)		N.A.	N.A.	N.A.

\*Exception: Available with trestle base only



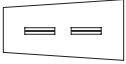

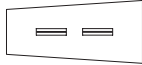

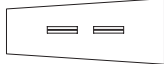







\*\*Exception: Available with split trestle base only

## Verlay Grommet Availability Matrix, continued

Modular Width	CC Grommets					
	One	Two	Three	Four	Six	Eight
<b>Sightline Tables, Straight Shape</b>						
72"W (size available in wood legs only)			N.A.	N.A.	N.A.	N.A.
96"W					N.A.	N.A.
108"W (size available in metal legs only)	N.A.				N.A.	N.A.
120"W (size available in metal legs only)	N.A.				N.A.	N.A.
<b>Sightline Tables, Softened Shape</b>						
72"W (size available in wood legs only)		N.A.	N.A.	N.A.	N.A.	N.A.
96"W					N.A.	N.A.
108"W (size available in metal legs only)	N.A.				N.A.	N.A.
120"W (size available in metal legs only)	N.A.				N.A.	N.A.

\*Wood legs only

Tip: For parametric sized tops, refer to the next smallest size for grommets, however, some exceptions apply. For exceptions, refer to CET/SmartTools or electronic catalog for specific sizes.

	Long Grommets			
Modular Width	One	Two	Three	Four
<b>Sightline Tables, Straight Shape</b>				
72"W (size available in wood legs only)		N.A.	N.A.	N.A.
96"W			N.A.	N.A.
108"W (size available in metal legs only)			N.A.	N.A.
120"W (size available in metal legs only)			N.A.	N.A.
<b>Sightline Tables, Softened Shape</b>				
72"W (size available in wood legs only)		N.A.	N.A.	N.A.
96"W			N.A.	N.A.
108"W (size available in metal legs only)			N.A.	N.A.
120"W (size available in metal legs only)			N.A.	N.A.

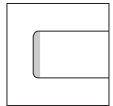
# Seated-Height Round Tables

With Wood Legs

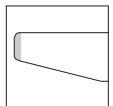


Standard Includes		Required to Specify
<ul style="list-style-type: none"> <li>▶ Need help? Product details, page 294</li> </ul>	<ul style="list-style-type: none"> <li>• Top: High-Pressure Laminate price group 1 with 3 mm plastic edge</li> <li>• Long grain direction</li> <li>• Solid wood legs: maple</li> <li>• Leg bracket: paint price group 1</li> <li>• Black mesh cable manager with velcro attachment</li> </ul>	<ol style="list-style-type: none"> <li>1 Style number</li> <li>2 Size option (see below under Required Selections)</li> <li>3 Diameter (see below under Required Selections)</li> <li>4 Edge profile (see below under Required Selections)</li> <li>5 Laminate color number for top, if selected</li> <li>6 Plastic color number for 3 mm plastic edge, if selected</li> <li>7 Paint color number for leg bracket</li> <li>8 Options, if selected (see below)</li> </ol> <p>▶ See <i>Surface Materials</i>, page 454.</p>

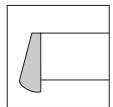
Required Selections		U.S. Price	Required to Specify															
<b>Size Option</b>	<ul style="list-style-type: none"> <li>• Modular</li> <li>• Parametric</li> </ul>	No cost No cost	Specify with <i>modular</i> . Specify with <i>parametric</i> .															
<b>Diameter</b>	<table border="0"> <tr> <th>Modular</th> <th>Parametric</th> </tr> <tr> <td>• 42" Dia.</td> <td>• 42"–47<sup>15</sup>/<sub>16</sub>" Dia.</td> </tr> <tr> <td>• 48" Dia.</td> <td>• 48"–53<sup>15</sup>/<sub>16</sub>" Dia.</td> </tr> <tr> <td>• 54" Dia.</td> <td>• 54"–59<sup>15</sup>/<sub>16</sub>" Dia.</td> </tr> <tr> <td>• 60" Dia.</td> <td>• 60" Dia.</td> </tr> </table>	Modular	Parametric	• 42" Dia.	• 42"–47 <sup>15</sup> / <sub>16</sub> " Dia.	• 48" Dia.	• 48"–53 <sup>15</sup> / <sub>16</sub> " Dia.	• 54" Dia.	• 54"–59 <sup>15</sup> / <sub>16</sub> " Dia.	• 60" Dia.	• 60" Dia.	Prices at right Prices at right Prices at right Prices at right	Specify diameter. Specify diameter. Specify diameter. Specify diameter.					
Modular	Parametric																	
• 42" Dia.	• 42"–47 <sup>15</sup> / <sub>16</sub> " Dia.																	
• 48" Dia.	• 48"–53 <sup>15</sup> / <sub>16</sub> " Dia.																	
• 54" Dia.	• 54"–59 <sup>15</sup> / <sub>16</sub> " Dia.																	
• 60" Dia.	• 60" Dia.																	
<b>Edge Profile, 3 mm Plastic or Wood Veneer</b>	<ul style="list-style-type: none"> <li>• 3 mm plastic edge</li> <li>• 3 mm wood edge</li> </ul>	No cost No cost	Specify with <i>3 mm plastic edge</i> . Specify with <i>3 mm wood edge</i> .															
<b>Edge Profile, Slice Plastic or Wood Veneer</b>	<table border="0"> <tr> <th>Modular</th> <th>Parametric</th> <th>U.S. Price</th> </tr> <tr> <td>• 42" Dia.</td> <td>• 42"–47<sup>15</sup>/<sub>16</sub>" Dia.</td> <td>+\$331</td> </tr> <tr> <td>• 48" Dia.</td> <td>• 48"–53<sup>15</sup>/<sub>16</sub>" Dia.</td> <td>+\$363</td> </tr> <tr> <td>• 54" Dia.</td> <td>• 54"–59<sup>15</sup>/<sub>16</sub>" Dia.</td> <td>+\$397</td> </tr> <tr> <td>• 60" Dia.</td> <td>• 60" Dia.</td> <td>+\$462</td> </tr> </table>	Modular	Parametric	U.S. Price	• 42" Dia.	• 42"–47 <sup>15</sup> / <sub>16</sub> " Dia.	+\$331	• 48" Dia.	• 48"–53 <sup>15</sup> / <sub>16</sub> " Dia.	+\$363	• 54" Dia.	• 54"–59 <sup>15</sup> / <sub>16</sub> " Dia.	+\$397	• 60" Dia.	• 60" Dia.	+\$462		Specify with <i>slice plastic or wood edge</i> . Specify with <i>slice plastic or wood edge</i> . Specify with <i>slice plastic or wood edge</i> . Specify with <i>slice plastic or wood edge</i> .
Modular	Parametric	U.S. Price																
• 42" Dia.	• 42"–47 <sup>15</sup> / <sub>16</sub> " Dia.	+\$331																
• 48" Dia.	• 48"–53 <sup>15</sup> / <sub>16</sub> " Dia.	+\$363																
• 54" Dia.	• 54"–59 <sup>15</sup> / <sub>16</sub> " Dia.	+\$397																
• 60" Dia.	• 60" Dia.	+\$462																
<b>Edge Profile, Drop Wood Edge</b>	<table border="0"> <tr> <th>Modular</th> <th>Parametric</th> <th>U.S. Price</th> </tr> <tr> <td>• 42" Dia.</td> <td>• 42"–47<sup>15</sup>/<sub>16</sub>" Dia.</td> <td>+\$530</td> </tr> <tr> <td>• 48" Dia.</td> <td>• 48"–53<sup>15</sup>/<sub>16</sub>" Dia.</td> <td>+\$562</td> </tr> <tr> <td>• 54" Dia.</td> <td>• 54"–59<sup>15</sup>/<sub>16</sub>" Dia.</td> <td>+\$595</td> </tr> <tr> <td>• 60" Dia.</td> <td>• 60" Dia.</td> <td>+\$662</td> </tr> </table>	Modular	Parametric	U.S. Price	• 42" Dia.	• 42"–47 <sup>15</sup> / <sub>16</sub> " Dia.	+\$530	• 48" Dia.	• 48"–53 <sup>15</sup> / <sub>16</sub> " Dia.	+\$562	• 54" Dia.	• 54"–59 <sup>15</sup> / <sub>16</sub> " Dia.	+\$595	• 60" Dia.	• 60" Dia.	+\$662		Specify with <i>drop wood edge</i> . Specify with <i>drop wood edge</i> . Specify with <i>drop wood edge</i> . Specify with <i>drop wood edge</i> .
Modular	Parametric	U.S. Price																
• 42" Dia.	• 42"–47 <sup>15</sup> / <sub>16</sub> " Dia.	+\$530																
• 48" Dia.	• 48"–53 <sup>15</sup> / <sub>16</sub> " Dia.	+\$562																
• 54" Dia.	• 54"–59 <sup>15</sup> / <sub>16</sub> " Dia.	+\$595																
• 60" Dia.	• 60" Dia.	+\$662																
<b>Edge Profile, Eased Wood Edge</b>	<table border="0"> <tr> <th>Modular</th> <th>Parametric</th> <th>U.S. Price</th> </tr> <tr> <td>• 42" Dia.</td> <td>• 42"–47<sup>15</sup>/<sub>16</sub>" Dia.</td> <td>+\$727</td> </tr> <tr> <td>• 48" Dia.</td> <td>• 48"–53<sup>15</sup>/<sub>16</sub>" Dia.</td> <td>+\$761</td> </tr> <tr> <td>• 54" Dia.</td> <td>• 54"–59<sup>15</sup>/<sub>16</sub>" Dia.</td> <td>+\$794</td> </tr> <tr> <td>• 60" Dia.</td> <td>• 60" Dia.</td> <td>+\$859</td> </tr> </table>	Modular	Parametric	U.S. Price	• 42" Dia.	• 42"–47 <sup>15</sup> / <sub>16</sub> " Dia.	+\$727	• 48" Dia.	• 48"–53 <sup>15</sup> / <sub>16</sub> " Dia.	+\$761	• 54" Dia.	• 54"–59 <sup>15</sup> / <sub>16</sub> " Dia.	+\$794	• 60" Dia.	• 60" Dia.	+\$859		Specify with <i>eased wood edge</i> . Specify with <i>eased wood edge</i> . Specify with <i>eased wood edge</i> . Specify with <i>eased wood edge</i> .
Modular	Parametric	U.S. Price																
• 42" Dia.	• 42"–47 <sup>15</sup> / <sub>16</sub> " Dia.	+\$727																
• 48" Dia.	• 48"–53 <sup>15</sup> / <sub>16</sub> " Dia.	+\$761																
• 54" Dia.	• 54"–59 <sup>15</sup> / <sub>16</sub> " Dia.	+\$794																
• 60" Dia.	• 60" Dia.	+\$859																



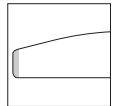
3 mm Edge, Plastic or Wood Veneer



Slice Edge, Plastic or Wood Veneer



Drop Edge, Solid Wood



Eased Edge, Wood Veneer

Tip: Wood edge finish will match top finish.

Tip: Eased wood edge is not available on laminate tops.

**For laminate group 2 and 3 pricing, please refer to the electronic catalog or SmartTools.**

Options		U.S. Price	Required to Specify
<b>Surface Materials</b>	<p><b>High-Pressure Laminate top</b></p> <ul style="list-style-type: none"> <li>• High-Pressure Laminate price group 2</li> <li>• High-Pressure Laminate price group 3</li> <li>• Open Line laminate (OLL)</li> </ul>	See information at left See information at left +\$102 plus cost of laminate	Specify High-Pressure Laminate color number. Specify High-Pressure Laminate color number. ▶ See <i>Surface Materials Reference Manual</i> .
	<p><b>Wood top</b></p> <ul style="list-style-type: none"> <li>• Wood group 1</li> <li>• Wood group 2</li> <li>• Wood group 3</li> <li>• Customiz stain</li> </ul>	Prices at right Prices at right Prices at right No cost	Specify wood color number. Specify wood color number. Specify wood color number. Specify with <i>Customiz stain</i> .
	<ul style="list-style-type: none"> <li>• Full-fill finish on wood group 1</li> </ul>	Prices at right	▶ See <i>Surface Materials Reference Manual</i> . Specify full-fill finish number.

▶ Options, continued on next page

► Options, continued from previous page

Tip: Leg finish defaults to top surface finish if top surface is a maple, oak, or walnut species. With all other species of top surface, the leg is specifiable in any finish.

Options	U.S. Price	Required to Specify
<b>Surface Materials, continued</b>		
<b>Leg species</b>		
• Maple	No cost	Specify maple finish number.
• Oak	+\$198	Specify oak finish number.
• Walnut	+\$264	Specify walnut finish number.
<b>Leg bracket</b>		
• Paint price group 1	No cost	Specify paint color number.
• Paint price group 2	+\$109	Specify paint color number.
• Paint price group 3	+\$193	Specify paint color number.
<b>CC grommet</b>		
• Paint price group 1	No cost	Specify paint color number.
• Paint price group 2	+\$ 19	Specify paint color number.
• Paint price group 3	+\$ 27	Specify paint color number.
<b>CC grommet lid</b>		
• Paint price group 1	No cost	Specify paint color number.
• Paint price group 2	+\$ 9	Specify paint color number.
• Paint price group 3	+\$ 22	Specify paint color number.
<b>Grain Direction</b>		
• Long grain	No cost	Specify with long grain.
• No grain direction	No cost	Specify with no grain direction.
• Short grain	No cost	Specify with short grain.
<b>Grommet(s)</b>		
• No grommet	No cost	Specify with no grommet.
• CC grommet		
– One CC grommet	+\$198	Specify with one CC grommet.
– Two CC grommets	+\$396	Specify with two CC grommets.
<b>Surface Power</b>	<b>Available on tables with CC grommet(s) only</b>	
• Three power	+\$179	Specify with three power.
• Two power, two USB type A	+\$331	Specify with two power, two USB type A.
• One USB type C, two power	+\$462	Specify with one USB type C, two power.
• One USB type C, two USB type A, one power	+\$530	Specify with one USB type C, two USB type A, one power.
<b>Infeed</b>		
• Plug	No cost	Specify with plug.
• Hardwire	+\$ 39	Specify with hardwire.
<b>Hardwire Conduit Length</b>		
• 72"L	No cost	Specify with 72"L.
• 144"L	+\$100	Specify with 144"L.

Tip: When OLL top surface is selected, grain direction defaults to vertical.

► See Grommet Availability Matrix, page 304.

Specification Information

Style Number	Dimensions		U.S. Base Prices		Options (Add \$ to Base Price)		
	Modular Diameter	Parametric Diameter	Laminate Price Group 1 Top	Wood Group 1 Top	Wood Top Group 2	Wood Top Group 3	Full-Fill Finish on Wood Group 1
VLYRWL	42"	42"–47 <sup>15</sup> / <sub>16</sub> "	\$5321	\$5421	+\$ 96	+\$334	+\$34
	48"	48"–53 <sup>15</sup> / <sub>16</sub> "	\$5590	\$5723	+\$ 96	+\$334	+\$34
	54"	54"–59 <sup>15</sup> / <sub>16</sub> "	\$5870	\$6035	+\$171	+\$601	+\$63
	60"	60"	\$6163	\$6361	+\$171	+\$601	+\$63



**For Canadian Pricing**  
Multiply U.S. Price by the Canadian price factor.  
► See page 1 for details.

# Seated-Height Gumdrop Tables

With Wood Legs



► Need help?  
Product details,  
page 294

### Standard Includes

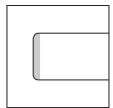
- Top: High-Pressure Laminate price group 1 with 3 mm plastic edge
- Long grain direction
- Softened shape type
- Solid wood legs: maple
- Leg bracket: paint price group 1
- Black mesh cable manager with velcro attachment

### Required to Specify

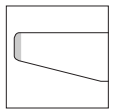
- 1 Style number
  - 2 Size option (see below under Required Selections)
  - 3 Depth (see below under Required Selections)
  - 4 Width (see below under Required Selections)
  - 5 Edge profile (see below under Required Selections)
  - 6 Laminate color number for top, if selected
  - 7 Plastic color number for 3 mm plastic edge, if selected
  - 8 Paint color number for leg bracket
  - 9 Options, if selected (see below)
- See *Surface Materials*, page 454.

*Tip: Seated-height gumdrop tables are available only in a softened shape type.*

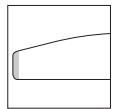
Required Selections		U.S. Price	Required to Specify																		
<b>Size Option</b>	<ul style="list-style-type: none"> <li>• Modular</li> <li>• Parametric</li> </ul>	No cost No cost	Specify <i>with modular</i> . Specify <i>with parametric</i> .																		
<b>Depth (Longest Side)</b>	<table border="0"> <tr> <td><b>Modular</b></td> <td><b>Parametric</b></td> </tr> <tr> <td>• 42"D</td> <td>• 42"D–47<sup>15</sup>/<sub>16</sub>"D</td> </tr> <tr> <td>• 48"D</td> <td>• 48"D</td> </tr> </table>	<b>Modular</b>	<b>Parametric</b>	• 42"D	• 42"D–47 <sup>15</sup> / <sub>16</sub> "D	• 48"D	• 48"D	Prices at right Prices at right	Specify depth. Specify depth.												
<b>Modular</b>	<b>Parametric</b>																				
• 42"D	• 42"D–47 <sup>15</sup> / <sub>16</sub> "D																				
• 48"D	• 48"D																				
<b>Width</b>	<table border="0"> <tr> <td><b>Modular</b></td> <td><b>Parametric</b></td> </tr> <tr> <td>• 42"W</td> <td>• 42"W–47<sup>15</sup>/<sub>16</sub>"W</td> </tr> <tr> <td>• 48"W</td> <td>• 48"W–53<sup>15</sup>/<sub>16</sub>"W</td> </tr> <tr> <td>• 54"W</td> <td>• 54"W–59<sup>15</sup>/<sub>16</sub>"W</td> </tr> <tr> <td>• 60"W</td> <td>• 60"W–65<sup>15</sup>/<sub>16</sub>"W</td> </tr> <tr> <td>• 66"W</td> <td>• 66"W</td> </tr> </table>	<b>Modular</b>	<b>Parametric</b>	• 42"W	• 42"W–47 <sup>15</sup> / <sub>16</sub> "W	• 48"W	• 48"W–53 <sup>15</sup> / <sub>16</sub> "W	• 54"W	• 54"W–59 <sup>15</sup> / <sub>16</sub> "W	• 60"W	• 60"W–65 <sup>15</sup> / <sub>16</sub> "W	• 66"W	• 66"W	Prices at right Prices at right Prices at right Prices at right Prices at right	Specify width. Specify width. Specify width. Specify width. Specify width.						
<b>Modular</b>	<b>Parametric</b>																				
• 42"W	• 42"W–47 <sup>15</sup> / <sub>16</sub> "W																				
• 48"W	• 48"W–53 <sup>15</sup> / <sub>16</sub> "W																				
• 54"W	• 54"W–59 <sup>15</sup> / <sub>16</sub> "W																				
• 60"W	• 60"W–65 <sup>15</sup> / <sub>16</sub> "W																				
• 66"W	• 66"W																				
<b>Edge Profile, 3 mm Plastic or Wood Veneer</b>	<ul style="list-style-type: none"> <li>• 3 mm plastic edge</li> <li>• 3 mm wood edge</li> </ul>	No cost No cost	Specify <i>with 3 mm plastic edge</i> . Specify <i>with 3 mm wood edge</i> .																		
<b>Edge Profile, Slice Plastic or Wood Veneer</b>	<table border="0"> <tr> <td><b>Modular</b></td> <td><b>Parametric</b></td> <td></td> </tr> <tr> <td>• 42"W</td> <td>• 42"W–47<sup>15</sup>/<sub>16</sub>"W</td> <td>+\$331</td> </tr> <tr> <td>• 48"W</td> <td>• 48"W–53<sup>15</sup>/<sub>16</sub>"W</td> <td>+\$343</td> </tr> <tr> <td>• 54"W</td> <td>• 54"W–59<sup>15</sup>/<sub>16</sub>"W</td> <td>+\$358</td> </tr> <tr> <td>• 60"W</td> <td>• 60"W–65<sup>15</sup>/<sub>16</sub>"W</td> <td>+\$370</td> </tr> <tr> <td>• 66"W</td> <td>• 66"W</td> <td>+\$384</td> </tr> </table>	<b>Modular</b>	<b>Parametric</b>		• 42"W	• 42"W–47 <sup>15</sup> / <sub>16</sub> "W	+\$331	• 48"W	• 48"W–53 <sup>15</sup> / <sub>16</sub> "W	+\$343	• 54"W	• 54"W–59 <sup>15</sup> / <sub>16</sub> "W	+\$358	• 60"W	• 60"W–65 <sup>15</sup> / <sub>16</sub> "W	+\$370	• 66"W	• 66"W	+\$384		Specify <i>with slice plastic or wood edge</i> . Specify <i>with slice plastic or wood edge</i> . Specify <i>with slice plastic or wood edge</i> . Specify <i>with slice plastic or wood edge</i> . Specify <i>with slice plastic or wood edge</i> .
<b>Modular</b>	<b>Parametric</b>																				
• 42"W	• 42"W–47 <sup>15</sup> / <sub>16</sub> "W	+\$331																			
• 48"W	• 48"W–53 <sup>15</sup> / <sub>16</sub> "W	+\$343																			
• 54"W	• 54"W–59 <sup>15</sup> / <sub>16</sub> "W	+\$358																			
• 60"W	• 60"W–65 <sup>15</sup> / <sub>16</sub> "W	+\$370																			
• 66"W	• 66"W	+\$384																			
<b>Edge Profile, Eased Wood Edge</b>	<table border="0"> <tr> <td><b>Modular</b></td> <td><b>Parametric</b></td> <td></td> </tr> <tr> <td>• 42"W</td> <td>• 42"W–47<sup>15</sup>/<sub>16</sub>"W</td> <td>+\$727</td> </tr> <tr> <td>• 48"W</td> <td>• 48"W–53<sup>15</sup>/<sub>16</sub>"W</td> <td>+\$740</td> </tr> <tr> <td>• 54"W</td> <td>• 54"W–59<sup>15</sup>/<sub>16</sub>"W</td> <td>+\$754</td> </tr> <tr> <td>• 60"W</td> <td>• 60"W–65<sup>15</sup>/<sub>16</sub>"W</td> <td>+\$766</td> </tr> <tr> <td>• 66"W</td> <td>• 66"W</td> <td>+\$780</td> </tr> </table>	<b>Modular</b>	<b>Parametric</b>		• 42"W	• 42"W–47 <sup>15</sup> / <sub>16</sub> "W	+\$727	• 48"W	• 48"W–53 <sup>15</sup> / <sub>16</sub> "W	+\$740	• 54"W	• 54"W–59 <sup>15</sup> / <sub>16</sub> "W	+\$754	• 60"W	• 60"W–65 <sup>15</sup> / <sub>16</sub> "W	+\$766	• 66"W	• 66"W	+\$780		Specify <i>with eased wood edge</i> . Specify <i>with eased wood edge</i> . Specify <i>with eased wood edge</i> . Specify <i>with eased wood edge</i> . Specify <i>with eased wood edge</i> .
<b>Modular</b>	<b>Parametric</b>																				
• 42"W	• 42"W–47 <sup>15</sup> / <sub>16</sub> "W	+\$727																			
• 48"W	• 48"W–53 <sup>15</sup> / <sub>16</sub> "W	+\$740																			
• 54"W	• 54"W–59 <sup>15</sup> / <sub>16</sub> "W	+\$754																			
• 60"W	• 60"W–65 <sup>15</sup> / <sub>16</sub> "W	+\$766																			
• 66"W	• 66"W	+\$780																			



3 mm Edge,  
Plastic or Wood  
Veneer



Slice Edge,  
Plastic or Wood  
Veneer



Eased Edge,  
Wood Veneer

*Tip: Wood edge finish will match top finish.*

*Tip: Solid drop wood edge not available on softened shapes.*

*Tip: Eased wood edge is not available on laminate tops.*



**For laminate group 2 and 3 pricing, please refer to the electronic catalog or SmartTools.**

*Tip: Leg finish defaults to top surface finish if top surface is a maple, oak, or walnut species. With all other species of top surface, the leg is specifiable in any finish.*

*Tip: When OLL top surface is selected, grain direction defaults to vertical.*

► See *Grommet Availability Matrix*, page 304.

	Options	U.S. Price	Required to Specify
<b>Surface Materials</b>	<b>High-Pressure Laminate top</b>		
	• High-Pressure Laminate price group 2	See information at left	Specify High-Pressure Laminate color number.
	• High-Pressure Laminate price group 3	See information at left	Specify High-Pressure Laminate color number.
	• Open Line laminate (OLL)	+\$102 plus cost of laminate	► See <i>Surface Materials Reference Manual</i> .
	<b>Wood top</b>		
	• Wood group 1	Prices at right	Specify wood color number.
	• Wood group 2	Prices at right	Specify wood color number.
	• Wood group 3	Prices at right	Specify wood color number.
	• Customiz stain	No cost	Specify with <i>Customiz stain</i> .
	• Full-fill finish on wood group 1	Prices at right	► See <i>Surface Materials Reference Manual</i> . Specify full-fill finish number.
<b>Leg species</b>	• Maple	No cost	Specify maple finish number.
	• Oak	+\$198	Specify oak finish number.
	• Walnut	+\$264	Specify walnut finish number.
<b>Leg bracket</b>	• Paint price group 1	No cost	Specify paint color number.
	• Paint price group 2	+\$109	Specify paint color number.
	• Paint price group 3	+\$193	Specify paint color number.
	<b>CC grommet</b>		
• Paint price group 1	No cost	Specify paint color number.	
• Paint price group 2	+\$ 19	Specify paint color number.	
• Paint price group 3	+\$ 27	Specify paint color number.	
<b>CC grommet lid</b>	• Paint price group 1	No cost	Specify paint color number.
	• Paint price group 2	+\$ 9	Specify paint color number.
	• Paint price group 3	+\$ 22	Specify paint color number.
	<b>Grain Direction</b>		
• Long grain	No cost	Specify with <i>long grain</i> .	
• No grain direction	No cost	Specify with <i>no grain direction</i> .	
• Short grain	No cost	Specify with <i>short grain</i> .	
<b>Grommet(s)</b>	• No grommet	No cost	Specify with <i>no grommet</i> .
	• CC grommet		
	– One CC grommet	+\$198	Specify with <i>one CC grommet</i> .
	– Two CC grommets	+\$396	Specify with <i>two CC grommets</i> .
	• Long grommet		
– One long grommet	+\$264	Specify with <i>one long grommet</i> .	
<b>Surface Power</b>	<b>Available on tables with CC grommet(s) only</b>		
	• Three power	+\$179	Specify with <i>three power</i> .
	• Two power, two USB type A	+\$331	Specify with <i>two power, two USB type A</i> .
	• One USB type C, two power	+\$462	Specify with <i>one USB type C, two power</i> .
	• One USB type C, two USB type A, one power	+\$530	Specify with <i>one USB type C, two USB type A, one power</i> .
<b>Infeed</b>	• Plug	No cost	Specify with <i>plug</i> .
	• Hardwire	+\$ 39	Specify with <i>hardwire</i> .
<b>Hardwire Conduit Length</b>	• 72"L	No cost	Specify with <i>72"L</i> .
	• 144"L	+\$100	Specify with <i>144"L</i> .

► **Specification Information, on next page**



**For Canadian Pricing**

Multiply U.S. Price by the Canadian price factor.

► See page 1 for details.

Seated-Height Gumdrop Tables, with Wood Legs, continued

► Options, on previous page

**Specification Information**

• Style Number	• Dimensions				• U.S. Base Prices			• Options	
	• Depth (Longest Side)		• Width		• Laminate Price Group 1 Top	• Wood Group 1 Top	• (Add \$ to Base Price)		• Full-Fill Finish on Wood Group 1
	• Modular Depth	• Parametric Depth	• Modular Width	• Parametric Width			• Wood Group 2	• Wood Group 3	
<b>VLYGDWL</b>	42"	42"-47 <sup>15</sup> / <sub>16</sub> "	42"	42"-47 <sup>15</sup> / <sub>16</sub> "	\$5163	\$5263	+\$ 98	+\$331	
	42"	42"-47 <sup>15</sup> / <sub>16</sub> "	48"	48"-53 <sup>15</sup> / <sub>16</sub> "	\$5692	\$5825	+\$146	+\$344	+\$34
	42"	42"-47 <sup>15</sup> / <sub>16</sub> "	54"	54"-59 <sup>15</sup> / <sub>16</sub> "	\$6023	\$6188	+\$195	+\$359	+\$63
	42"	42"-47 <sup>15</sup> / <sub>16</sub> "	60"	60"-65 <sup>15</sup> / <sub>16</sub> "	\$6353	\$6551	+\$243	+\$374	+\$63
	42"	42"-47 <sup>15</sup> / <sub>16</sub> "	66"	66"	\$6685	\$6917	+\$291	+\$386	+\$63
	48"	48"	42"	42"-47 <sup>15</sup> / <sub>16</sub> "	\$5230	\$5395	+\$ 98	+\$331	+\$34
	48"	48"	48"	48"-53 <sup>15</sup> / <sub>16</sub> "	\$5758	\$5956	+\$146	+\$344	+\$34
	48"	48"	54"	54"-59 <sup>15</sup> / <sub>16</sub> "	\$6090	\$6322	+\$195	+\$359	+\$63
	48"	48"	60"	60"-65 <sup>15</sup> / <sub>16</sub> "	\$6421	\$6685	+\$243	+\$374	+\$63
	48"	48"	66"	66"	\$6749	\$7048	+\$291	+\$386	+\$63



Tip: The smallest side on a gumdrop table is always 6" shorter than the longest side. For example, a 42"D table would have a 36"D tapered side.

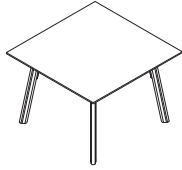


**For Canadian Pricing**  
 Multiply U.S. Price by the Canadian price factor.  
 ► See page 1 for details.



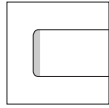
# Seated-Height Square Tables

With Wood Legs

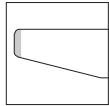


*Tip: Rounded and square corner shapes are only available on tables with straight shape type, not softened shape type.*

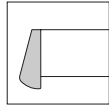
Standard Includes	Required to Specify
<ul style="list-style-type: none"> <li>▶ Need help? Product details, page 294</li> <li>• Top: High-Pressure Laminate price group 1 with 3 mm plastic edge</li> <li>• Long grain direction</li> <li>• Straight shape type</li> <li>• Solid wood legs: maple</li> <li>• Leg bracket: paint price group 1</li> <li>• Black mesh cable manager with velcro attachment</li> </ul>	<ol style="list-style-type: none"> <li>1 Style number</li> <li>2 Size option (see below under Required Selections)</li> <li>3 Width (see below under Required Selections)</li> <li>4 Corner shape (see below under Required Selections)</li> <li>5 Edge profile (see below under Required Selections)</li> <li>6 Laminate color number for top, if selected</li> <li>7 Plastic color number for 3 mm plastic edge, if selected</li> <li>8 Paint color number for leg bracket</li> <li>9 Options, if selected (see below)</li> </ol> <p>▶ See <i>Surface Materials</i>, page 454.</p>



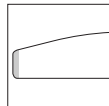
3 mm Edge, Plastic or Wood Veneer



Slice Edge, Plastic or Wood Veneer



Drop Edge, Solid Wood



Eased Edge, Wood Veneer

*Tip: Wood edge finish will match top finish.*

*Tip: Solid drop wood edge not available on softened shapes.*

*Tip: Eased wood edge is not available on laminate tops or tops with square corners.*

**For laminate group 2 and 3 pricing, please refer to the electronic catalog or SmartTools.**

	Required Selections	U.S. Price	Required to Specify						
<b>Size Option</b>	<ul style="list-style-type: none"> <li>• Modular</li> <li>• Parametric</li> </ul>	No cost No cost	Specify with modular. Specify with parametric.						
<b>Width</b>	<table border="0"> <tr> <td><b>Modular</b></td> <td><b>Parametric</b></td> </tr> <tr> <td>• 42"W</td> <td>• 42"W-44½"W</td> </tr> <tr> <td>• 48"W</td> <td>• 44¾"W-48"W</td> </tr> </table>	<b>Modular</b>	<b>Parametric</b>	• 42"W	• 42"W-44½"W	• 48"W	• 44¾"W-48"W	Prices at right Prices at right	Specify width. Specify width.
<b>Modular</b>	<b>Parametric</b>								
• 42"W	• 42"W-44½"W								
• 48"W	• 44¾"W-48"W								
<b>Corner Shape</b>	<ul style="list-style-type: none"> <li>• Rounded</li> <li>• Square</li> </ul>	No cost No cost	Specify with rounded corners. Specify with square corners.						
<b>Edge Profile, 3 mm Plastic or Wood Veneer</b>	<ul style="list-style-type: none"> <li>• 3 mm plastic edge</li> <li>• 3 mm wood edge</li> </ul>	No cost No cost	Specify with 3 mm plastic edge. Specify with 3 mm wood edge.						
<b>Edge Profile, Slice Plastic or Wood Veneer</b>	<table border="0"> <tr> <td><b>Modular</b></td> <td><b>Parametric</b></td> </tr> <tr> <td>• 42"W</td> <td>• 42"W-44½"W</td> </tr> <tr> <td>• 48"W</td> <td>• 44¾"W-48"W</td> </tr> </table>	<b>Modular</b>	<b>Parametric</b>	• 42"W	• 42"W-44½"W	• 48"W	• 44¾"W-48"W	+\$331 +\$363	Specify with slice plastic or wood edge. Specify with slice plastic or wood edge.
<b>Modular</b>	<b>Parametric</b>								
• 42"W	• 42"W-44½"W								
• 48"W	• 44¾"W-48"W								
<b>Edge Profile, Drop Wood Edge</b>	<table border="0"> <tr> <td><b>Modular</b></td> <td><b>Parametric</b></td> </tr> <tr> <td>• 42"W</td> <td>• 42"W-44½"W</td> </tr> <tr> <td>• 48"W</td> <td>• 44¾"W-48"W</td> </tr> </table>	<b>Modular</b>	<b>Parametric</b>	• 42"W	• 42"W-44½"W	• 48"W	• 44¾"W-48"W	+\$530 +\$562	Specify with drop wood edge. Specify with drop wood edge.
<b>Modular</b>	<b>Parametric</b>								
• 42"W	• 42"W-44½"W								
• 48"W	• 44¾"W-48"W								
<b>Edge Profile, Eased Wood Edge</b>	<table border="0"> <tr> <td><b>Modular</b></td> <td><b>Parametric</b></td> </tr> <tr> <td>• 42"W</td> <td>• 42"W-44½"W</td> </tr> <tr> <td>• 48"W</td> <td>• 44¾"W-48"W</td> </tr> </table>	<b>Modular</b>	<b>Parametric</b>	• 42"W	• 42"W-44½"W	• 48"W	• 44¾"W-48"W	+\$727 +\$761	Specify with eased wood edge. Specify with eased wood edge.
<b>Modular</b>	<b>Parametric</b>								
• 42"W	• 42"W-44½"W								
• 48"W	• 44¾"W-48"W								

	Options	U.S. Price	Required to Specify
<b>Surface Materials</b>	<p><b>High-Pressure Laminate top</b></p> <ul style="list-style-type: none"> <li>• High-Pressure Laminate price group 2</li> <li>• High-Pressure Laminate price group 3</li> <li>• Open Line laminate (OLL)</li> </ul> <p><b>Wood top</b></p> <ul style="list-style-type: none"> <li>• Wood group 1</li> <li>• Wood group 2</li> <li>• Wood group 3</li> <li>• Customiz stain</li> </ul> <ul style="list-style-type: none"> <li>• Full-fill finish on wood group 1</li> </ul>	See information at left See information at left +\$102 plus cost of laminate  Prices at right Prices at right Prices at right No cost  Prices at right	Specify High-Pressure Laminate color number. Specify High-Pressure Laminate color number. ▶ See <i>Surface Materials Reference Manual</i> .  Specify wood color number. Specify wood color number. Specify wood color number. Specify with Customiz stain. ▶ See <i>Surface Materials Reference Manual</i> . Specify full-fill finish number.

▶ Options, continued on next page

► Options, continued from previous page

Tip: Leg finish defaults to top surface finish if top surface is a maple, oak, or walnut species. With all other species of top surface, the leg is specifiable in any finish.

Options	U.S. Price	Required to Specify
<b>Surface Materials, continued</b>		
<b>Leg species</b>		
• Maple	No cost	Specify maple finish number.
• Oak	+\$198	Specify oak finish number.
• Walnut	+\$264	Specify walnut finish number.
<b>Leg bracket</b>		
• Paint price group 1	No cost	Specify paint color number.
• Paint price group 2	+\$109	Specify paint color number.
• Paint price group 3	+\$193	Specify paint color number.
<b>CC grommet</b>		
• Paint price group 1	No cost	Specify paint color number.
• Paint price group 2	+\$ 19	Specify paint color number.
• Paint price group 3	+\$ 27	Specify paint color number.
<b>CC grommet lid</b>		
• Paint price group 1	No cost	Specify paint color number.
• Paint price group 2	+\$ 9	Specify paint color number.
• Paint price group 3	+\$ 22	Specify paint color number.
<b>Shape Type, Softened</b>		
<b>Modular</b>		
• 42"W	+\$385	Specify with softened shape type.
• 48"W	+\$482	Specify with softened shape type.
<b>Parametric</b>		
• 42"W-44 <sup>1</sup> / <sub>2</sub> "W		
• 44 <sup>9</sup> / <sub>16</sub> "W-48"W		
<b>Grain Direction</b>		
• Long grain	No cost	Specify with long grain.
• No grain direction	No cost	Specify with no grain direction.
• Short grain	No cost	Specify with short grain.
<b>Grommet</b>		
• No grommet	No cost	Specify with no grommet.
• One CC grommet	+\$198	Specify with one CC grommet.
<b>Surface Power</b>		
<b>Available on tables with CC grommet(s) only</b>		
• Three power	+\$179	Specify with three power.
• Two power, two USB type A	+\$331	Specify with two power, two USB type A.
• One USB type C, two power	+\$462	Specify with one USB type C, two power.
• One USB type C, two USB type A, one power	+\$530	Specify with one USB type C, two USB type A, one power.
<b>Infeed</b>		
• Plug	No cost	Specify with plug.
• Hardwire	+\$ 39	Specify with hardwire.
<b>Hardwire Conduit Length</b>		
• 72"L	No cost	Specify with 72"L.
• 144"L	+\$100	Specify with 144"L.

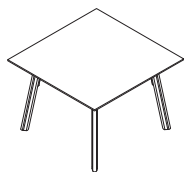
Tip: When OLL top surface is selected, grain direction defaults to vertical.

► See Grommet Availability Matrix, page 304.



Specification Information

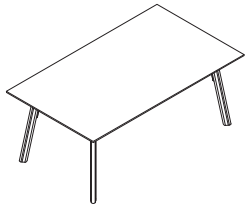
Style Number	Dimensions		U.S. Base Prices		Options (Add \$ to Base Price)		
	Modular Width	Parametric Width	Laminate Price Group 1 Top	Wood Group 1 Top	Wood Top		
					Wood Group 2	Wood Group 3	Full-Fill Finish on Wood Group 1
<b>VLYSQWL</b>	42"	42"-44 <sup>1</sup> / <sub>2</sub> "	\$5321	\$5421	+\$96	+\$334	+\$34
	48"	44 <sup>9</sup> / <sub>16</sub> "-48"	\$5590	\$5755	+\$96	+\$334	+\$34



 **For Canadian Pricing**  
Multiply U.S. Price by the Canadian price factor.  
► See page 1 for details.

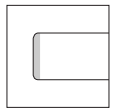
# Seated-Height Rectangle Tables

With Wood Legs

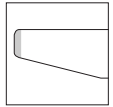


Tip: Rounded and square corner shapes are only available on tables with straight shape type, not softened shape type.

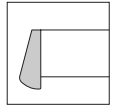
Standard Includes	Required to Specify
<ul style="list-style-type: none"> <li>▶ Need help? Product details, page 294</li> <li>• Top: High-Pressure Laminate price group 1 with 3 mm plastic edge</li> <li>• Long grain direction</li> <li>• Straight shape type</li> <li>• Solid wood legs: maple</li> <li>• Leg bracket: paint price group 1</li> <li>• Black mesh cable manager with velcro attachment</li> </ul>	<ol style="list-style-type: none"> <li>1 Style number</li> <li>2 Size option (see below under Required Selections)</li> <li>3 Depth (see below under Required Selections)</li> <li>4 Width (see below under Required Selections)</li> <li>5 Corner shape (see below under Required Selections)</li> <li>6 Edge profile (see below under Required Selections)</li> <li>7 Laminate color number for top, if selected</li> <li>8 Plastic color number for 3 mm plastic edge, if selected</li> <li>9 Paint color number for leg bracket</li> <li>10 Options, if selected (see below)</li> </ol> <p>▶ See <i>Surface Materials</i>, page 454.</p>



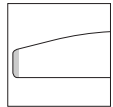
3 mm Edge, Plastic or Wood Veneer



Slice Edge, Plastic or Wood Veneer



Drop Edge, Solid Wood



Eased Edge, Wood Veneer

Tip: Wood edge finish will match top finish.

Tip: Solid drop wood edge not available on softened shapes.

Tip: Eased wood edge is not available on laminate tops or tops with square corners.

**For laminate group 2 and 3 pricing, please refer to the electronic catalog or SmartTools.**

	Required Selections	U.S. Price	Required to Specify												
<b>Size Option</b>	<ul style="list-style-type: none"> <li>• Modular</li> <li>• Parametric</li> </ul>	No cost No cost	Specify with modular. Specify with parametric.												
<b>Depth</b>	<table border="1"> <thead> <tr> <th>Modular</th> <th>Parametric</th> </tr> </thead> <tbody> <tr> <td>• 42"D</td> <td>• 42"D–47<sup>15</sup>/<sub>16</sub>"D</td> </tr> <tr> <td>• 48"D</td> <td>• 48"D</td> </tr> </tbody> </table>	Modular	Parametric	• 42"D	• 42"D–47 <sup>15</sup> / <sub>16</sub> "D	• 48"D	• 48"D	Prices at right Prices at right	Specify depth. Specify depth.						
Modular	Parametric														
• 42"D	• 42"D–47 <sup>15</sup> / <sub>16</sub> "D														
• 48"D	• 48"D														
<b>Width</b>	<table border="1"> <thead> <tr> <th>Modular</th> <th>Parametric</th> </tr> </thead> <tbody> <tr> <td>• 72"W</td> <td>• 72"W–83<sup>15</sup>/<sub>16</sub>"W</td> </tr> <tr> <td>• 84"W</td> <td>• 84"W–95<sup>15</sup>/<sub>16</sub>"W</td> </tr> <tr> <td>• 96"W</td> <td>• 96"W</td> </tr> </tbody> </table>	Modular	Parametric	• 72"W	• 72"W–83 <sup>15</sup> / <sub>16</sub> "W	• 84"W	• 84"W–95 <sup>15</sup> / <sub>16</sub> "W	• 96"W	• 96"W	Prices at right Prices at right Prices at right	Specify width. Specify width. Specify width.				
Modular	Parametric														
• 72"W	• 72"W–83 <sup>15</sup> / <sub>16</sub> "W														
• 84"W	• 84"W–95 <sup>15</sup> / <sub>16</sub> "W														
• 96"W	• 96"W														
<b>Corner Shape</b>	<ul style="list-style-type: none"> <li>• Rounded</li> <li>• Square</li> </ul>	No cost No cost	Specify with rounded corners. Specify with square corners.												
<b>Edge Profile, 3 mm Plastic or Wood Veneer</b>	<ul style="list-style-type: none"> <li>• 3 mm plastic edge</li> <li>• 3 mm wood edge</li> </ul>	No cost No cost	Specify with 3 mm plastic edge. Specify with 3 mm wood edge.												
<b>Edge Profile, Slice Plastic or Wood Veneer</b>	<table border="1"> <thead> <tr> <th>Modular</th> <th>Parametric</th> <th>U.S. Price</th> </tr> </thead> <tbody> <tr> <td>• 72"W</td> <td>• 72"W–83<sup>15</sup>/<sub>16</sub>"W</td> <td>+\$462</td> </tr> <tr> <td>• 84"W</td> <td>• 84"W–95<sup>15</sup>/<sub>16</sub>"W</td> <td>+\$495</td> </tr> <tr> <td>• 96"W</td> <td>• 96"W</td> <td>+\$530</td> </tr> </tbody> </table>	Modular	Parametric	U.S. Price	• 72"W	• 72"W–83 <sup>15</sup> / <sub>16</sub> "W	+\$462	• 84"W	• 84"W–95 <sup>15</sup> / <sub>16</sub> "W	+\$495	• 96"W	• 96"W	+\$530		Specify with slice plastic or wood edge. Specify with slice plastic or wood edge. Specify with slice plastic or wood edge.
Modular	Parametric	U.S. Price													
• 72"W	• 72"W–83 <sup>15</sup> / <sub>16</sub> "W	+\$462													
• 84"W	• 84"W–95 <sup>15</sup> / <sub>16</sub> "W	+\$495													
• 96"W	• 96"W	+\$530													
<b>Edge Profile, Drop Wood Edge</b>	<table border="1"> <thead> <tr> <th>Modular</th> <th>Parametric</th> <th>U.S. Price</th> </tr> </thead> <tbody> <tr> <td>• 72"W</td> <td>• 72"W–83<sup>15</sup>/<sub>16</sub>"W</td> <td>+\$662</td> </tr> <tr> <td>• 84"W</td> <td>• 84"W–95<sup>15</sup>/<sub>16</sub>"W</td> <td>+\$695</td> </tr> <tr> <td>• 96"W</td> <td>• 96"W</td> <td>+\$727</td> </tr> </tbody> </table>	Modular	Parametric	U.S. Price	• 72"W	• 72"W–83 <sup>15</sup> / <sub>16</sub> "W	+\$662	• 84"W	• 84"W–95 <sup>15</sup> / <sub>16</sub> "W	+\$695	• 96"W	• 96"W	+\$727		Specify with drop wood edge. Specify with drop wood edge. Specify with drop wood edge.
Modular	Parametric	U.S. Price													
• 72"W	• 72"W–83 <sup>15</sup> / <sub>16</sub> "W	+\$662													
• 84"W	• 84"W–95 <sup>15</sup> / <sub>16</sub> "W	+\$695													
• 96"W	• 96"W	+\$727													
<b>Edge Profile, Eased Wood Edge</b>	<table border="1"> <thead> <tr> <th>Modular</th> <th>Parametric</th> <th>U.S. Price</th> </tr> </thead> <tbody> <tr> <td>• 72"W</td> <td>• 72"W–83<sup>15</sup>/<sub>16</sub>"W</td> <td>+\$859</td> </tr> <tr> <td>• 84"W</td> <td>• 84"W–95<sup>15</sup>/<sub>16</sub>"W</td> <td>+\$894</td> </tr> <tr> <td>• 96"W</td> <td>• 96"W</td> <td>+\$925</td> </tr> </tbody> </table>	Modular	Parametric	U.S. Price	• 72"W	• 72"W–83 <sup>15</sup> / <sub>16</sub> "W	+\$859	• 84"W	• 84"W–95 <sup>15</sup> / <sub>16</sub> "W	+\$894	• 96"W	• 96"W	+\$925		Specify with eased wood edge. Specify with eased wood edge. Specify with eased wood edge.
Modular	Parametric	U.S. Price													
• 72"W	• 72"W–83 <sup>15</sup> / <sub>16</sub> "W	+\$859													
• 84"W	• 84"W–95 <sup>15</sup> / <sub>16</sub> "W	+\$894													
• 96"W	• 96"W	+\$925													

	Options	U.S. Price	Required to Specify
<b>Surface Materials</b>	<b>High-Pressure Laminate top</b> <ul style="list-style-type: none"> <li>• High-Pressure Laminate price group 2</li> <li>• High-Pressure Laminate price group 3</li> <li>• Open Line laminate (OLL)</li> </ul>	See information at left See information at left +\$102 plus cost of laminate	Specify High-Pressure Laminate color number. Specify High-Pressure Laminate color number. ▶ See <i>Surface Materials Reference Manual</i> .

▶ Options, continue on next page

## ► Options, continued from previous page

	Options	U.S. Price	Required to Specify	
<b>Surface Materials, continued</b>	<b>Wood top</b>			
	• Wood group 1	Prices at right	Specify wood color number.	
	• Wood group 2	Prices at right	Specify wood color number.	
	• Wood group 3	Prices at right	Specify wood color number.	
	• Customiz stain	No cost	Specify <i>with Customiz stain</i> .	
	• Full-fill finish on wood group 1	Prices at right	► See <i>Surface Materials Reference Manual</i> . Specify full-fill finish number.	
	<b>Leg species</b>			
	• Maple	No cost	Specify maple finish number.	
	• Oak	+\$198	Specify oak finish number.	
	• Walnut	+\$264	Specify walnut finish number.	
	<b>Leg bracket</b>			
	• Paint price group 1	No cost	Specify paint color number.	
	• Paint price group 2	+\$109	Specify paint color number.	
	• Paint price group 3	+\$193	Specify paint color number.	
	<b>CC grommet</b>			
	• Paint price group 1	No cost	Specify paint color number.	
	• Paint price group 2	+\$ 19	Specify paint color number.	
	• Paint price group 3	+\$ 27	Specify paint color number.	
	<b>CC grommet lid</b>			
	• Paint price group 1	No cost	Specify paint color number.	
	• Paint price group 2	+\$ 9	Specify paint color number.	
	• Paint price group 3	+\$ 22	Specify paint color number.	
<b>Shape Type, Softened</b>	<b>Modular</b>			
	• 72"W	• 72"W–83 <sup>15</sup> / <sub>16</sub> "W	+\$462	Specify <i>with softened shape type</i> .
	• 84"W	• 84"W–95 <sup>15</sup> / <sub>16</sub> "W	+\$595	Specify <i>with softened shape type</i> .
	• 96"W	• 96"W	+\$727	Specify <i>with softened shape type</i> .
<b>Grain Direction</b>	• Long grain	No cost	Specify <i>with long grain</i> .	
	• No grain direction	No cost	Specify <i>with no grain direction</i> .	
	• Short grain	No cost	Specify <i>with short grain</i> .	
<b>Grommet(s)</b>	• No grommet	No cost	Specify <i>with no grommet</i> .	
	• CC grommet			
	– One CC grommet	+\$198	Specify <i>with one CC grommet</i> .	
	– Two CC grommets	+\$396	Specify <i>with two CC grommets</i> .	
	– Three CC grommets	+\$594	Specify <i>with three CC grommets</i> .	
	– Four CC grommets	+\$792	Specify <i>with four CC grommets</i> .	
	• Long grommet			
– One long grommet	+\$264	Specify <i>with one long grommet</i> .		
	– Two long grommets	+\$528	Specify <i>with two long grommets</i> .	
<b>Surface Power</b>	<b>Available on tables with CC grommet(s) only</b>			
	• Three power	+\$179	Specify <i>with three power</i> .	
	• Two power, two USB type A	+\$331	Specify <i>with two power, two USB type A</i> .	
	• One USB type C, two power	+\$462	Specify <i>with one USB type C, two power</i> .	
	• One USB type C, two USB type A, one power	+\$530	Specify <i>with one USB type C, two USB type A, one power</i> .	
<b>Infeed</b>	• Plug	No cost	Specify <i>with plug</i> .	
	• Hardwire	+\$ 39	Specify <i>with hardwire</i> .	
<b>Hardwire Conduit Length</b>	• 72"L	No cost	Specify <i>with 72"L</i> .	
	• 144"L	+\$100	Specify <i>with 144"L</i> .	

## ► Specification Information, on next page

**For Canadian Pricing**

Multiply U.S. Price by the Canadian price factor.

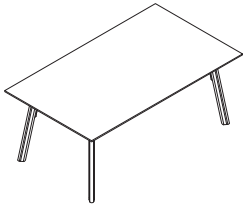
► See page 1 for details.

Seated-Height Rectangle Tables, with Wood Legs, continued

► Options, on previous page

**Specification Information**

• Style Number	• Dimensions				• U.S. Base Prices		• Options (Add \$ to Base Price)		
	• Depth		• Width		• Laminate Price Group 1 Top	• Wood Group 1 Top	• Wood Top		• Full-Fill Finish on Wood Group 1
	Modular Depth	Parametric Depth	Modular Width	Parametric Width			Wood Group 2	Wood Group 3	
<b>VLYRECWL</b>	42"	42"–47 <sup>15</sup> / <sub>16</sub> "	72"	72"–83 <sup>15</sup> / <sub>16</sub> "	\$6517	\$6801	+\$165	+\$606	+\$98
	42"	42"–47 <sup>15</sup> / <sub>16</sub> "	84"	84"–95 <sup>15</sup> / <sub>16</sub> "	\$6715	\$7014	+\$193	+\$676	+\$98
	42"	42"–47 <sup>15</sup> / <sub>16</sub> "	96"	96"	\$6914	\$7245	+\$221	+\$744	+\$98
	48"	48"	72"	72"–83 <sup>15</sup> / <sub>16</sub> "	\$7047	\$7331	+\$165	+\$606	+\$98
	48"	48"	84"	84"–95 <sup>15</sup> / <sub>16</sub> "	\$7311	\$7642	+\$193	+\$676	+\$98
	48"	48"	96"	96"	\$7509	\$7872	+\$221	+\$744	+\$98



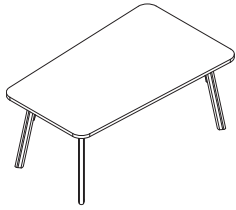
**For Canadian Pricing**  
 Multiply U.S. Price by the Canadian price factor.  
 ► See page 1 for details.





# Seated-Height Sightline Tables

With Wood Legs



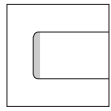
► Need help? Product details, page 294

### Standard Includes

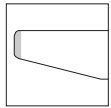
- Top: High-Pressure Laminate price group 1 with 3 mm plastic edge
- Long grain direction
- Straight shape type
- Solid wood legs: maple
- Leg bracket: paint price group 1
- Black mesh cable manager with velcro attachment

### Required to Specify

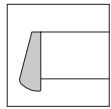
- 1 Style number
  - 2 Size option (see below under Required Selections)
  - 3 Depth (see below under Required Selections)
  - 4 Width (see below under Required Selections)
  - 5 Edge profile (see below under Required Selections)
  - 6 Laminate color number for top, if selected
  - 7 Plastic color number for 3 mm plastic edge, if selected
  - 8 Paint color number for leg bracket
  - 9 Options, if selected (see below)
- See *Surface Materials*, page 454.



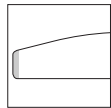
3 mm Edge, Plastic or Wood Veneer



Slice Edge, Plastic or Wood Veneer



Drop Edge, Solid Wood



Eased Edge, Wood Veneer

*Tip: Eased wood edge is not available on laminate tops.*

*Tip: Wood edge finish will match top finish.*

*Tip: Solid drop wood edge not available on softened shapes.*

**For laminate group 2 and 3 pricing, please refer to the electronic catalog or SmartTools.**



**For Canadian Pricing** Multiply U.S. Price by the Canadian price factor.

► See page 1 for details.

	Required Selections	U.S. Price	Required to Specify									
<b>Size Option</b>	<ul style="list-style-type: none"> <li>• Modular</li> <li>• Parametric</li> </ul>	No cost No cost	Specify with modular. Specify with parametric.									
<b>Depth (Longest Side)</b>	<table border="0"> <tr> <td><b>Modular</b></td> <td><b>Parametric</b></td> </tr> <tr> <td>• 42"D</td> <td>• 42"D–47<sup>15</sup>/<sub>16</sub>"D</td> </tr> <tr> <td>• 48"D</td> <td>• 48"D</td> </tr> </table>	<b>Modular</b>	<b>Parametric</b>	• 42"D	• 42"D–47 <sup>15</sup> / <sub>16</sub> "D	• 48"D	• 48"D	Prices at right Prices at right	Specify depth. Specify depth.			
<b>Modular</b>	<b>Parametric</b>											
• 42"D	• 42"D–47 <sup>15</sup> / <sub>16</sub> "D											
• 48"D	• 48"D											
<b>Width</b>	<table border="0"> <tr> <td><b>Modular</b></td> <td><b>Parametric</b></td> </tr> <tr> <td>• 72"W</td> <td>• 72"W–83<sup>15</sup>/<sub>16</sub>"W</td> </tr> <tr> <td>• 96"W</td> <td>• 84"W–96"W</td> </tr> </table>	<b>Modular</b>	<b>Parametric</b>	• 72"W	• 72"W–83 <sup>15</sup> / <sub>16</sub> "W	• 96"W	• 84"W–96"W	Prices at right Prices at right	Specify width. Specify width.			
<b>Modular</b>	<b>Parametric</b>											
• 72"W	• 72"W–83 <sup>15</sup> / <sub>16</sub> "W											
• 96"W	• 84"W–96"W											
<b>Edge Profile, 3 mm Plastic or Wood Veneer</b>	<ul style="list-style-type: none"> <li>• 3 mm plastic edge</li> <li>• 3 mm wood edge</li> </ul>	No cost No cost	Specify with 3 mm plastic edge. Specify with 3 mm wood edge.									
<b>Edge Profile, Slice Plastic or Wood Veneer</b>	<table border="0"> <tr> <td><b>Modular</b></td> <td><b>Parametric</b></td> <td></td> </tr> <tr> <td>• 72"W</td> <td>• 72"W–83<sup>15</sup>/<sub>16</sub>"W</td> <td>+\$462</td> </tr> <tr> <td>• 96"W</td> <td>• 84"W–96"W</td> <td>+\$530</td> </tr> </table>	<b>Modular</b>	<b>Parametric</b>		• 72"W	• 72"W–83 <sup>15</sup> / <sub>16</sub> "W	+\$462	• 96"W	• 84"W–96"W	+\$530		Specify with slice plastic or wood edge. Specify with slice plastic or wood edge.
<b>Modular</b>	<b>Parametric</b>											
• 72"W	• 72"W–83 <sup>15</sup> / <sub>16</sub> "W	+\$462										
• 96"W	• 84"W–96"W	+\$530										
<b>Edge Profile, Drop Wood Edge</b>	<table border="0"> <tr> <td><b>Modular</b></td> <td><b>Parametric</b></td> <td></td> </tr> <tr> <td>• 72"W</td> <td>• 72"W–83<sup>15</sup>/<sub>16</sub>"W</td> <td>+\$662</td> </tr> <tr> <td>• 96"W</td> <td>• 84"W–96"W</td> <td>+\$727</td> </tr> </table>	<b>Modular</b>	<b>Parametric</b>		• 72"W	• 72"W–83 <sup>15</sup> / <sub>16</sub> "W	+\$662	• 96"W	• 84"W–96"W	+\$727		Specify with drop wood edge. Specify with drop wood edge.
<b>Modular</b>	<b>Parametric</b>											
• 72"W	• 72"W–83 <sup>15</sup> / <sub>16</sub> "W	+\$662										
• 96"W	• 84"W–96"W	+\$727										
<b>Edge Profile, Eased Wood Edge</b>	<table border="0"> <tr> <td><b>Modular</b></td> <td><b>Parametric</b></td> <td></td> </tr> <tr> <td>• 72"W</td> <td>• 72"W–83<sup>15</sup>/<sub>16</sub>"W</td> <td>+\$859</td> </tr> <tr> <td>• 96"W</td> <td>• 84"W–96"W</td> <td>+\$925</td> </tr> </table>	<b>Modular</b>	<b>Parametric</b>		• 72"W	• 72"W–83 <sup>15</sup> / <sub>16</sub> "W	+\$859	• 96"W	• 84"W–96"W	+\$925		Specify with eased wood edge. Specify with eased wood edge.
<b>Modular</b>	<b>Parametric</b>											
• 72"W	• 72"W–83 <sup>15</sup> / <sub>16</sub> "W	+\$859										
• 96"W	• 84"W–96"W	+\$925										

	Options	U.S. Price	Required to Specify
<b>Surface Materials</b>	<p><b>High-Pressure Laminate top</b></p> <ul style="list-style-type: none"> <li>• High-Pressure Laminate price group 2</li> <li>• High-Pressure Laminate price group 3</li> <li>• Open Line laminate (OLL)</li> </ul> <p><b>Wood top</b></p> <ul style="list-style-type: none"> <li>• Wood group 1</li> <li>• Wood group 2</li> <li>• Wood group 3</li> <li>• Customiz stain</li> </ul> <ul style="list-style-type: none"> <li>• Full-fill finish on wood group 1</li> </ul>	See information at left See information at left +\$102 plus cost of laminate  Prices at right Prices at right Prices at right No cost  Prices at right	Specify High-Pressure Laminate color number. Specify High-Pressure Laminate color number. ► See <i>Surface Materials Reference Manual</i> .  Specify wood color number. Specify wood color number. Specify wood color number. Specify with Customiz stain. ► See <i>Surface Materials Reference Manual</i> . Specify full-fill finish number.

► Options, continued on next page

## ► Options, continued from previous page

	Options	U.S. Price	Required to Specify
<b>Surface Materials, continued</b>	<b>Leg species</b>		
	• Maple	No cost	Specify maple finish number.
	• Oak	+\$198	Specify oak finish number.
	• Walnut	+\$264	Specify walnut finish number.
	<b>Leg bracket</b>		
	• Paint price group 1	No cost	Specify paint color number.
	• Paint price group 2	+\$109	Specify paint color number.
	• Paint price group 3	+\$193	Specify paint color number.
	<b>CC grommet</b>		
	• Paint price group 1	No cost	Specify paint color number.
	• Paint price group 2	+\$ 19	Specify paint color number.
	• Paint price group 3	+\$ 27	Specify paint color number.
	<b>CC grommet lid</b>		
	• Paint price group 1	No cost	Specify paint color number.
	• Paint price group 2	+\$ 9	Specify paint color number.
	• Paint price group 3	+\$ 22	Specify paint color number.
<b>Shape Type, Softened</b>	<b>Modular</b>		
	• 72"W	• 72"—83 <sup>15</sup> / <sub>16</sub> "W	+\$462
	• 96"W	• 84"—96"W	+\$727
<b>Grain Direction</b>	• Long grain	No cost	Specify <i>with long grain</i> .
	• No grain direction	No cost	Specify <i>with no grain direction</i> .
	• Short grain	No cost	Specify <i>with short grain</i> .
<b>Grommet(s)</b>	• No grommet	No cost	Specify <i>with no grommet</i> .
	• CC grommet		
	– One CC grommet	+\$198	Specify <i>with one CC grommet</i> .
	– Two CC grommets	+\$396	Specify <i>with two CC grommets</i> .
	– Three CC grommets	+\$594	Specify <i>with three CC grommets</i> .
	– Four CC grommets	+\$792	Specify <i>with four CC grommets</i> .
	• Long grommet		
– One long grommet	+\$264	Specify <i>with one long grommet</i> .	
– Two long grommets	+\$528	Specify <i>with two long grommets</i> .	
<b>Surface Power</b>	<b>Available on tables with CC grommet(s) only</b>		
	• Three power	+\$179	Specify <i>with three power</i> .
	• Two power, two USB type A	+\$331	Specify <i>with two power, two USB type A</i> .
	• One USB type C, two power	+\$462	Specify <i>with one USB type C, two power</i> .
• One USB type C, two USB type A, one power	+\$530	Specify <i>with one USB type C, two USB type A, one power</i> .	
<b>Infeed</b>	• Plug	No cost	Specify <i>with plug</i> .
	• Hardwire	+\$ 39	Specify <i>with hardwire</i> .
<b>Hardwire Conduit Length</b>	• 72"L	No cost	Specify <i>with 72"L</i> .
	• 144"L	+\$100	Specify <i>with 144"L</i> .

## ► Specification Information, on next page

Tip: Leg finish defaults to top surface finish if top surface is a maple, oak, or walnut species. With all other species of top surface, the leg is specifiable in any finish.

Tip: When OLL top surface is selected, grain direction defaults to vertical.

► See Grommet Availability Matrix, page 304.

**For Canadian Pricing**

Multiply U.S. Price by the Canadian price factor.

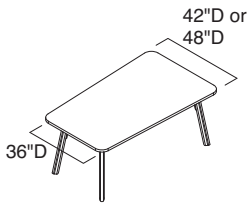
► See page 1 for details.

Seated-Height Sightline Tables, with Wood Legs, continued

► Options, on previous page

**Specification Information**

• Style Number	• Dimensions				• U.S. Base Prices		• Options (Add \$ to Base Price)		
	• Depth		• Width		• Laminate Price Group 1 Top	• Wood Group 1 Top	• Wood Top		• Full-Fill Finish on Wood Group 1
	Modular Depth	Parametric Depth	Modular Width	Parametric Width			Wood Group 2	Wood Group 3	
<b>VLYSTLWL</b>	42"	42"–47 <sup>15</sup> / <sub>16</sub> "	72"	72"–83 <sup>15</sup> / <sub>16</sub> "	\$7173	\$7437	+\$227	+\$601	+\$98
	42"	42"–47 <sup>15</sup> / <sub>16</sub> "	96"	84"–96"	\$7404	\$7866	+\$264	+\$753	+\$98
	48"	48"	72"	72"–83 <sup>15</sup> / <sub>16</sub> "	\$7238	\$7502	+\$227	+\$601	+\$98
	48"	48"	96"	84"–96"	\$7471	\$7933	+\$264	+\$753	+\$98



Tip: The smallest side on a sightline table is always 36"D, due to the taper.

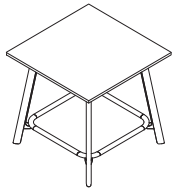


**For Canadian Pricing**  
 Multiply U.S. Price by the Canadian price factor.  
 ► See page 1 for details.



# Standing-Height Square Tables

With Wood Legs



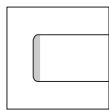
► Need help? Product details, page 294

### Standard Includes

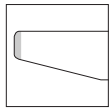
- Top: High-Pressure Laminate top price group 1 with 3 mm plastic edge
- Long grain direction
- Solid wood legs: maple
- Leg ring: paint price group 1
- Leg bracket: paint to match leg ring
- Black mesh cable manager with velcro attachment

### Required to Specify

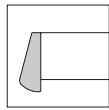
- 1 Style number
  - 2 Width (see below under Required Selections)
  - 3 Corner shape (see below under Required Selections)
  - 4 Edge profile (see below under Required Selections)
  - 5 Laminate color number for top, if selected
  - 6 Plastic color number for 3 mm plastic edge, if selected
  - 7 Paint color number for leg ring
  - 8 Options, if selected (see below)
- See *Surface Materials*, page 453.



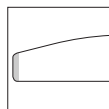
3 mm Edge, Plastic or Wood Veneer



Slice Edge, Plastic or Wood Veneer



Drop Edge, Solid Wood



Eased Edge, Wood Veneer

*Tip: Eased wood edge is not available on laminate tops or tops with square corners.*

**For laminate group 2 and 3 pricing, please refer to the electronic catalog or SmartTools.**

*Tip: Leg finish defaults to top surface finish if top surface is a maple, oak, or walnut species. With all other species of top surface, the leg is specifiable in any finish.*

*Tip: When leg ring is specified, leg bracket will default to match.*

	Required Selections	U.S. Price	Required to Specify
--	---------------------	------------	---------------------

<b>Width</b>	<b>Modular</b> • 42"W • 48"W	Prices at right Prices at right	Specify with 42"W. Specify with 48"W.
<b>Corner Shape</b>	• Rounded • Square	No cost No cost	Specify with rounded corners. Specify with square corners.
<b>Edge Profile, 3 mm Plastic or Wood Veneer</b>	• 3 mm plastic edge • 3 mm wood edge	No cost No cost	Specify with 3 mm plastic edge. Specify with 3 mm wood edge.
<b>Edge Profile, Slice Plastic or Wood Veneer</b>	• 42"W • 48"W	+\$331 +\$363	Specify with slice plastic or wood edge. Specify with slice plastic or wood edge.
<b>Edge Profile, Drop Wood Edge</b>	• 42"W • 48"W	+\$530 +\$562	Specify with drop wood edge. Specify with drop wood edge.
<b>Edge Profile, Eased Wood Edge</b>	• 42"W • 48"W	+\$727 +\$761	Specify with eased wood edge. Specify with eased wood edge.

	Options	U.S. Price	Required to Specify
--	---------	------------	---------------------

<b>Surface Materials</b>	<b>High-Pressure Laminate top</b> • High-Pressure Laminate price group 2 • High-Pressure Laminate price group 3 • Open Line laminate (OLL)	See information at left See information at left +\$102 plus cost of laminate	Specify High-Pressure Laminate color number. Specify High-Pressure Laminate color number. ► See <i>Surface Materials Reference Manual</i> .
	<b>Wood top</b> • Wood group 1 • Wood group 2 • Wood group 3 • Customiz stain  • Full-fill finish on wood group 1	Prices at right Prices at right Prices at right No cost  Prices at right	Specify wood color number. Specify wood color number. Specify wood color number. Specify with Customiz stain. ► See <i>Surface Materials Reference Manual</i> . Specify full-fill finish number.
	<b>Leg species</b> • Maple • Oak • Walnut	No cost +\$331 +\$397	Specify maple finish number. Specify oak finish number. Specify walnut finish number.
	<b>Leg ring</b> • Paint price group 1 • Paint price group 2 • Paint price group 3	No cost +\$331 +\$495	Specify paint color number. Specify paint color number. Specify paint color number.

► Options, continued on next page

► Options, continued from previous page

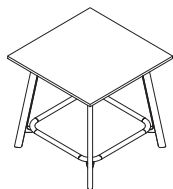
Options	U.S. Price	Required to Specify
<b>Surface Materials, continued</b>		
<b>Leg bracket</b>		
• Paint price group 1	No cost	Specify paint color number.
• Paint price group 2	+\$211	Specify paint color number.
• Paint price group 3	+\$299	Specify paint color number.
<b>CC grommet</b>		
• Paint price group 1	No cost	Specify paint color number.
• Paint price group 2	+\$ 19	Specify paint color number.
• Paint price group 3	+\$ 27	Specify paint color number.
<b>CC grommet lid</b>		
• Paint price group 1	No cost	Specify paint color number.
• Paint price group 2	+\$ 9	Specify paint color number.
• Paint price group 3	+\$ 22	Specify paint color number.
<b>Grain Direction</b>		
• Long grain	No cost	Specify with long grain.
• No grain direction	No cost	Specify with no grain direction.
• Short grain	No cost	Specify with short grain.
<b>Grommet</b>		
• No grommet	No cost	Specify with no grommet.
• One CC grommet	+\$198	Specify with one CC grommet.
<b>Surface Power</b>	<b>Available on tables with CC grommet(s) only</b>	
• Three power	+\$179	Specify with three power.
• Two power, two USB type A	+\$331	Specify with two power, two USB type A.
• One USB type C, two power	+\$462	Specify with USB type C, two power.
• One USB type C, two USB type A, one power	+\$530	Specify with USB type C, two USB type A, one power.
<b>Infeed</b>		
• Plug	No cost	Specify with plug.
• Hardwire	+\$ 39	Specify with hardwire.
<b>Hardwire Conduit Length</b>		
• 72"L	No cost	Specify with 72"L.
• 144"L	+\$100	Specify with 144"L.

Tip: When OLL top surface is selected, grain direction defaults to vertical.

► See Grommet Availability Matrix, page 304.

Specification Information

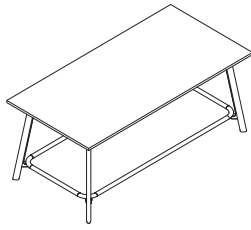
Style Number	Width	U.S. Base Prices		Options (Add \$ to Base Price)		
		Laminate Price Group 1 Top	Wood Group 1 Top	Wood Top Group 2	Wood Top Group 3	Full-Fill Finish on Wood Group 1
VLYSQWLST	42"	\$5751	\$5851	+\$96	+\$334	+\$34
	48"	\$6088	\$6253	+\$96	+\$334	+\$34



**For Canadian Pricing**  
Multiply U.S. Price by the Canadian price factor.  
► See page 1 for details.

# Standing-Height Rectangle Tables

With Wood Legs



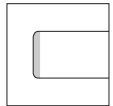
▶ Need help? Product details, page 294

### Standard Includes

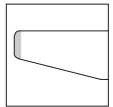
- 96"W top: High-Pressure Laminate price group 1 with 3 mm plastic edge
- Long grain direction
- Solid wood legs: maple
- Leg ring: paint price group 1
- Leg bracket: to match leg ring
- Black mesh cable manager with velcro attachment

### Required to Specify

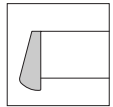
- 1 Style number
  - 2 Depth (see below under Required Selections)
  - 3 Corner shape (see below under Required Selections)
  - 4 Edge profile (see below under Required Selections)
  - 5 Laminate color number for top, if selected
  - 6 Plastic color number for 3 mm plastic edge, if selected
  - 7 Paint color number for leg ring
  - 8 Options, if selected (see below)
- ▶ See *Surface Materials*, page 453.



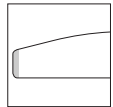
3 mm Edge, Plastic or Wood Veneer



Slice Edge, Plastic or Wood Veneer



Drop Edge, Solid Wood



Eased Edge, Wood Veneer

*Tip: Eased wood edge is not available on laminate tops or tops with square corners.*

**For laminate group 2 and 3 pricing, please refer to the electronic catalog or SmartTools.**

*Tip: Leg finish defaults to top surface finish if top surface is a maple, oak, or walnut species. With all other species of top surface, the leg is specifiable in any finish.*

*Tip: When leg ring is specified, leg bracket will default to match.*

	Required Selections	U.S. Price	Required to Specify
<b>Depth</b>	<ul style="list-style-type: none"> <li>• 42"D</li> <li>• 48"D</li> </ul>	Prices at right Prices at right	Specify with 42"D. Specify with 48"D.
<b>Corner Shape</b>	<ul style="list-style-type: none"> <li>• Rounded</li> <li>• Square</li> </ul>	No cost No cost	Specify with rounded corners. Specify with square corners.
<b>Edge Profile, 3 mm Plastic or Wood Veneer</b>	<ul style="list-style-type: none"> <li>• 3 mm plastic edge</li> <li>• 3 mm wood edge</li> </ul>	No cost No cost	Specify with 3 mm plastic edge. Specify with 3 mm wood edge.
<b>Edge Profile, Slice Plastic or Wood Veneer</b>	<ul style="list-style-type: none"> <li>• 42"D</li> <li>• 48"D</li> </ul>	+\$462 +\$530	Specify with slice plastic or wood edge. Specify with slice plastic or wood edge.
<b>Edge Profile, Drop Wood Edge</b>	<ul style="list-style-type: none"> <li>• 42"D</li> <li>• 48"D</li> </ul>	+\$662 +\$727	Specify with drop wood edge. Specify with drop wood edge.
<b>Edge Profile, Eased Wood Edge</b>	<ul style="list-style-type: none"> <li>• 42"D</li> <li>• 48"D</li> </ul>	+\$859 +\$925	Specify with eased wood edge. Specify with eased wood edge.

	Options	U.S. Price	Required to Specify
<b>Surface Materials</b>	<p><b>High-Pressure Laminate top</b></p> <ul style="list-style-type: none"> <li>• High-Pressure Laminate price group 2</li> <li>• High-Pressure Laminate price group 3</li> <li>• Open Line laminate (OLL)</li> </ul>	See information at left See information at left +\$102 plus cost of laminate	Specify High-Pressure Laminate color number. Specify High-Pressure Laminate color number. ▶ See <i>Surface Materials Reference Manual</i> .
	<p><b>Wood top</b></p> <ul style="list-style-type: none"> <li>• Wood group 1</li> <li>• Wood group 2</li> <li>• Wood group 3</li> <li>• Customiz stain</li> </ul>	Prices at right Prices at right Prices at right No cost	Specify wood color number. Specify wood color number. Specify wood color number. Specify with Customiz stain. ▶ See <i>Surface Materials Reference Manual</i> .
	<ul style="list-style-type: none"> <li>• Full-fill finish on wood group 1</li> </ul>	Prices at right	Specify full-fill finish number.
	<p><b>Leg species</b></p> <ul style="list-style-type: none"> <li>• Maple</li> <li>• Oak</li> <li>• Walnut</li> </ul>	No cost +\$331 +\$397	Specify maple finish number. Specify oak finish number. Specify walnut finish number.
	<p><b>Leg ring</b></p> <ul style="list-style-type: none"> <li>• Paint price group 1</li> <li>• Paint price group 2</li> <li>• Paint price group 3</li> </ul>	No cost +\$331 +\$495	Specify paint color number. Specify paint color number. Specify paint color number.

▶ Options, continued on next page



► Options, continued from previous page

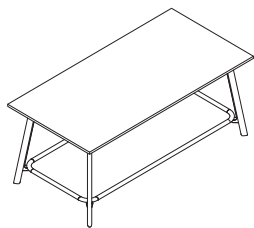
	Options	U.S. Price	Required to Specify
<b>Surface Materials, continued</b>	<b>Leg bracket</b>		
	• Paint price group 1	No cost	Specify paint color number.
	• Paint price group 2	+\$211	Specify paint color number.
	• Paint price group 3	+\$299	Specify paint color number.
	<b>CC grommet</b>		
	• Paint price group 1	No cost	Specify paint color number.
	• Paint price group 2	+\$ 19	Specify paint color number.
	• Paint price group 3	+\$ 27	Specify paint color number.
	<b>CC grommet lid</b>		
• Paint price group 1	No cost	Specify paint color number.	
• Paint price group 2	+\$ 9	Specify paint color number.	
• Paint price group 3	+\$ 22	Specify paint color number.	
<b>Grain Direction</b>	• Long grain	No cost	Specify <i>with long grain</i> .
	• No grain direction	No cost	Specify <i>with no grain direction</i> .
	• Short grain	No cost	Specify <i>with short grain</i> .
<b>Grommet</b>	• No grommet	No cost	Specify <i>with no grommet</i> .
	• CC grommet		
	– One CC grommet	+\$198	Specify <i>with one CC grommet</i> .
	– Two CC grommets	+\$396	Specify <i>with two CC grommets</i> .
	– Three CC grommets	+\$594	Specify <i>with three CC grommets</i> .
	– Four CC grommets	+\$792	Specify <i>with four CC grommets</i> .
	• Long grommet		
	– One long grommet	+\$264	Specify <i>with one long grommet</i> .
	– Two long grommets	+\$528	Specify <i>with two long grommets</i> .
<b>Surface Power</b>	<b>Available on tables with CC grommet(s) only</b>		
	• Three power	+\$179	Specify <i>with three power</i> .
	• Two power, two USB type A	+\$331	Specify <i>with two power, two USB type A</i> .
	• One USB type C, two power	+\$462	Specify <i>with one USB type C two power</i> .
	• One USB type C, two USB type A, one power	+\$530	Specify <i>with one USB type C two USB type A, one power</i> .
<b>Infeed</b>	• Plug	No cost	Specify <i>with plug</i> .
	• Hardware	+\$ 39	Specify <i>with hardware</i> .
<b>Hardwire Conduit Length</b>	• 72"L	No cost	Specify <i>with 72"L</i> .
	• 144"L	+\$100	Specify <i>with 144"L</i> .

Tip: When OLL top surface is selected, grain direction defaults to vertical.

► See Grommet Availability Matrix, page 304.

Specification Information

Style Number	Dimensions		U.S. Base Prices		Options (Add \$ to Base Price)		
	D	W	Laminate Price Group 1 Top	Wood Group 1 Top	Wood Top	Wood Group 2	Wood Group 3
VLYRECWLST	42"	96"	\$7444	\$7775	+\$221	+\$744	+\$98
	48"	96"	\$8071	\$8434	+\$221	+\$744	+\$98



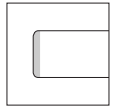
# Seated-Height Round Tables

With Metal Legs

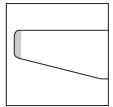


Standard Includes		Required to Specify
<ul style="list-style-type: none"> <li>▶ Need help? Product details, page 294</li> </ul>	<ul style="list-style-type: none"> <li>• Top: High-Pressure Laminate price group 1 with 3 mm plastic edge</li> <li>• Long grain direction</li> <li>• Metal X-legs: paint price group 1</li> <li>• Leg insert: furniture linoleum, Forbo</li> </ul>	<ol style="list-style-type: none"> <li>1 Style number</li> <li>2 Size option (see below under Required Selections)</li> <li>3 Diameter (see below under Required Selections)</li> <li>4 Edge profile (see below under Required Selections)</li> <li>5 Laminate color number for top, if selected</li> <li>6 Plastic color number for 3 mm plastic edge, if selected</li> <li>7 Paint color number for metal legs</li> <li>8 Furniture linoleum color number for leg insert</li> <li>9 Options, if selected (see below)</li> </ol> <p>▶ See <i>Surface Materials</i>, page 454.</p>

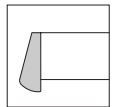
	Required Selections	U.S. Price	Required to Specify										
<b>Size Option</b>	<ul style="list-style-type: none"> <li>• Modular</li> <li>• Parametric</li> </ul>	No cost No cost	Specify with <i>modular</i> . Specify with <i>parametric</i> .										
<b>Diameter</b>	<table border="0"> <tr> <td><b>Modular</b></td> <td><b>Parametric</b></td> </tr> <tr> <td>• 42" Dia.</td> <td>• 42"–47<sup>15</sup>/<sub>16</sub>" Dia.</td> </tr> <tr> <td>• 48" Dia.</td> <td>• 48"–53<sup>15</sup>/<sub>16</sub>" Dia.</td> </tr> <tr> <td>• 54" Dia.</td> <td>• 54"–59<sup>15</sup>/<sub>16</sub>" Dia.</td> </tr> <tr> <td>• 60" Dia.</td> <td>• 60" Dia.</td> </tr> </table>	<b>Modular</b>	<b>Parametric</b>	• 42" Dia.	• 42"–47 <sup>15</sup> / <sub>16</sub> " Dia.	• 48" Dia.	• 48"–53 <sup>15</sup> / <sub>16</sub> " Dia.	• 54" Dia.	• 54"–59 <sup>15</sup> / <sub>16</sub> " Dia.	• 60" Dia.	• 60" Dia.	Prices at right Prices at right Prices at right Prices at right	Specify diameter. Specify diameter. Specify diameter. Specify diameter.
<b>Modular</b>	<b>Parametric</b>												
• 42" Dia.	• 42"–47 <sup>15</sup> / <sub>16</sub> " Dia.												
• 48" Dia.	• 48"–53 <sup>15</sup> / <sub>16</sub> " Dia.												
• 54" Dia.	• 54"–59 <sup>15</sup> / <sub>16</sub> " Dia.												
• 60" Dia.	• 60" Dia.												
<b>Edge Profile, 3 mm Plastic or Wood Veneer</b>	<ul style="list-style-type: none"> <li>• 3 mm plastic edge</li> <li>• 3 mm wood edge</li> </ul>	No cost No cost	Specify with <i>3 mm plastic edge</i> . Specify with <i>3 mm wood edge</i> .										
<b>Edge Profile, Slice Plastic or Wood Veneer</b>	<table border="0"> <tr> <td><b>Modular</b></td> <td><b>Parametric</b></td> </tr> <tr> <td>• 42" Dia.</td> <td>• 42"–47<sup>15</sup>/<sub>16</sub>" Dia.</td> </tr> <tr> <td>• 48" Dia.</td> <td>• 48"–53<sup>15</sup>/<sub>16</sub>" Dia.</td> </tr> <tr> <td>• 54" Dia.</td> <td>• 54"–59<sup>15</sup>/<sub>16</sub>" Dia.</td> </tr> <tr> <td>• 60" Dia.</td> <td>• 60" Dia.</td> </tr> </table>	<b>Modular</b>	<b>Parametric</b>	• 42" Dia.	• 42"–47 <sup>15</sup> / <sub>16</sub> " Dia.	• 48" Dia.	• 48"–53 <sup>15</sup> / <sub>16</sub> " Dia.	• 54" Dia.	• 54"–59 <sup>15</sup> / <sub>16</sub> " Dia.	• 60" Dia.	• 60" Dia.	+\$331 +\$363 +\$397 +\$462	Specify with <i>slice plastic or wood edge</i> . Specify with <i>slice plastic or wood edge</i> . Specify with <i>slice plastic or wood edge</i> . Specify with <i>slice plastic or wood edge</i> .
<b>Modular</b>	<b>Parametric</b>												
• 42" Dia.	• 42"–47 <sup>15</sup> / <sub>16</sub> " Dia.												
• 48" Dia.	• 48"–53 <sup>15</sup> / <sub>16</sub> " Dia.												
• 54" Dia.	• 54"–59 <sup>15</sup> / <sub>16</sub> " Dia.												
• 60" Dia.	• 60" Dia.												
<b>Edge Profile, Drop Wood Edge</b>	<table border="0"> <tr> <td><b>Modular</b></td> <td><b>Parametric</b></td> </tr> <tr> <td>• 42" Dia.</td> <td>• 42"–47<sup>15</sup>/<sub>16</sub>" Dia.</td> </tr> <tr> <td>• 48" Dia.</td> <td>• 48"–53<sup>15</sup>/<sub>16</sub>" Dia.</td> </tr> <tr> <td>• 54" Dia.</td> <td>• 54"–59<sup>15</sup>/<sub>16</sub>" Dia.</td> </tr> <tr> <td>• 60" Dia.</td> <td>• 60" Dia.</td> </tr> </table>	<b>Modular</b>	<b>Parametric</b>	• 42" Dia.	• 42"–47 <sup>15</sup> / <sub>16</sub> " Dia.	• 48" Dia.	• 48"–53 <sup>15</sup> / <sub>16</sub> " Dia.	• 54" Dia.	• 54"–59 <sup>15</sup> / <sub>16</sub> " Dia.	• 60" Dia.	• 60" Dia.	+\$530 +\$562 +\$595 +\$662	Specify with <i>drop wood edge</i> . Specify with <i>drop wood edge</i> . Specify with <i>drop wood edge</i> . Specify with <i>drop wood edge</i> .
<b>Modular</b>	<b>Parametric</b>												
• 42" Dia.	• 42"–47 <sup>15</sup> / <sub>16</sub> " Dia.												
• 48" Dia.	• 48"–53 <sup>15</sup> / <sub>16</sub> " Dia.												
• 54" Dia.	• 54"–59 <sup>15</sup> / <sub>16</sub> " Dia.												
• 60" Dia.	• 60" Dia.												
<b>Edge Profile, Eased Wood Edge</b>	<table border="0"> <tr> <td><b>Modular</b></td> <td><b>Parametric</b></td> </tr> <tr> <td>• 42" Dia.</td> <td>• 42"–47<sup>15</sup>/<sub>16</sub>" Dia.</td> </tr> <tr> <td>• 48" Dia.</td> <td>• 48"–53<sup>15</sup>/<sub>16</sub>" Dia.</td> </tr> <tr> <td>• 54" Dia.</td> <td>• 54"–59<sup>15</sup>/<sub>16</sub>" Dia.</td> </tr> <tr> <td>• 60" Dia.</td> <td>• 60" Dia.</td> </tr> </table>	<b>Modular</b>	<b>Parametric</b>	• 42" Dia.	• 42"–47 <sup>15</sup> / <sub>16</sub> " Dia.	• 48" Dia.	• 48"–53 <sup>15</sup> / <sub>16</sub> " Dia.	• 54" Dia.	• 54"–59 <sup>15</sup> / <sub>16</sub> " Dia.	• 60" Dia.	• 60" Dia.	+\$727 +\$761 +\$794 +\$859	Specify with <i>eased wood edge</i> . Specify with <i>eased wood edge</i> . Specify with <i>eased wood edge</i> . Specify with <i>eased wood edge</i> .
<b>Modular</b>	<b>Parametric</b>												
• 42" Dia.	• 42"–47 <sup>15</sup> / <sub>16</sub> " Dia.												
• 48" Dia.	• 48"–53 <sup>15</sup> / <sub>16</sub> " Dia.												
• 54" Dia.	• 54"–59 <sup>15</sup> / <sub>16</sub> " Dia.												
• 60" Dia.	• 60" Dia.												



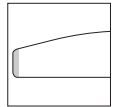
3 mm Edge, Plastic or Wood Veneer



Slice Edge, Plastic or Wood Veneer



Drop Edge, Solid Wood



Eased Edge, Wood Veneer

Tip: Wood edge finish will match top finish.

Tip: Eased wood edge is not available on laminate tops.

**For laminate group 2 and 3 pricing, please refer to the electronic catalog or SmartTools.**

	Options	U.S. Price	Required to Specify
<b>Surface Materials</b>	<ul style="list-style-type: none"> <li>• High-Pressure Laminate price group 2</li> <li>• High-Pressure Laminate price group 3</li> <li>• Open Line laminate (OLL)</li> </ul>	See information at left See information at left +\$102 plus cost of laminate	Specify High-Pressure Laminate color number. Specify High-Pressure Laminate color number. ▶ See <i>Surface Materials Reference Manual</i> .
	<ul style="list-style-type: none"> <li>• <b>Wood top</b></li> <li>• Wood group 1</li> <li>• Wood group 2</li> <li>• Wood group 3</li> <li>• Customiz stain</li> </ul>	Prices at right Prices at right Prices at right No cost	Specify wood color number. Specify wood color number. Specify wood color number. Specify with <i>Customiz stain</i> .
	<ul style="list-style-type: none"> <li>• Full-fill finish on wood group 1</li> </ul>	Prices at right	▶ See <i>Surface Materials Reference Manual</i> . Specify full-fill finish number.

▶ Options, continued on next page

► Options, continued from previous page

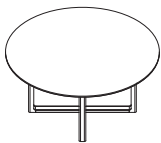
Options		U.S. Price	Required to Specify	
<b>Surface Materials, continued</b>	<b>Paint price group 2 for X-legs</b>			
	<b>Modular</b>	<b>Parametric</b>		
	• 42" Dia.	• 42"–47 <sup>15</sup> / <sub>16</sub> " Dia.	+\$179	Specify paint color number.
	• 48" Dia.	• 48"–53 <sup>15</sup> / <sub>16</sub> " Dia.	+\$192	Specify paint color number.
	• 54" Dia.	• 54"–59 <sup>15</sup> / <sub>16</sub> " Dia.	+\$205	Specify paint color number.
	• 60" Dia.	• 60" Dia.	+\$218	Specify paint color number.
	<b>Paint price group 3 for X-legs</b>			
	<b>Modular</b>	<b>Parametric</b>		
	• 42" Dia.	• 42"–47 <sup>15</sup> / <sub>16</sub> " Dia.	+\$205	Specify paint color number.
	• 48" Dia.	• 48"–53 <sup>15</sup> / <sub>16</sub> " Dia.	+\$218	Specify paint color number.
	• 54" Dia.	• 54"–59 <sup>15</sup> / <sub>16</sub> " Dia.	+\$232	Specify paint color number.
	• 60" Dia.	• 60" Dia.	+\$245	Specify paint color number.
<b>CC grommet finish</b>				
• Paint price group 1	No cost		Specify paint color number.	
• Paint price group 2	+\$ 19		Specify paint color number.	
• Paint price group 3	+\$ 27		Specify paint color number.	
<b>CC grommet lid finish</b>				
• Paint price group 1	No cost		Specify paint color number.	
• Paint price group 2	+\$ 9		Specify paint color number.	
• Paint price group 3	+\$ 22		Specify paint color number.	
<b>Grain Direction</b>	• Long grain	No cost	Specify <i>with long grain</i> .	
	• No grain direction	No cost	Specify <i>with no grain direction</i> .	
	• Short grain	No cost	Specify <i>with short grain</i> .	
<b>Grommet(s)</b>	• No grommet	No cost	Specify <i>with no grommet</i> .	
	• CC grommet			
	– One CC grommet	+\$198	Specify <i>with one CC grommet</i> .	
	– Two CC grommets	+\$396	Specify <i>with two CC grommets</i> .	
<b>Surface Power</b>	<b>Available on tables with CC grommet(s) only</b>			
	• Three power	+\$179	Specify <i>with three power</i> .	
	• Two power, two USB type A	+\$331	Specify <i>with two power, two USB type A</i> .	
	• One USB type C, two power	+\$462	Specify <i>with one USB type C, two power</i> .	
	• One USB type C, two USB type A, one power	+\$530	Specify <i>with one USB type C, two USB type A, one power</i> .	
<b>Infeed</b>	• Plug	No cost	Specify <i>with plug</i> .	
	• Hardwire	+\$ 39	Specify <i>with hardwire</i> .	
<b>Hardwire</b>	• 72"L	No cost	Specify <i>with 72"L</i> .	
<b>Conduit Length</b>	• 144"L	+\$100	Specify <i>with 144"L</i> .	

Tip: When Open Line laminate top surface is selected, grain direction defaults to vertical.

► See Grommet Availability Matrix, page 304.

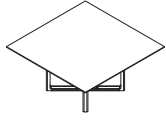
Specification Information

• Style Number	• Dimensions		• U.S. Base Prices (with X-Leg)		• Options (Add \$ to Base Price)		
	• Modular Diameter	• Parametric Diameter	• Laminate Price Group 1 Top	• Wood Group 1 Top	• Wood Top		• Full-Fill Finish on Wood Group 1
<b>VL9RML</b>	42"	42"–47 <sup>15</sup> / <sub>16</sub> "	\$5652	\$5752	• Wood Group 2	• Wood Group 3	
	48"	48"–53 <sup>15</sup> / <sub>16</sub> "	\$5921	\$6054			
	54"	54"–59 <sup>15</sup> / <sub>16</sub> "	\$6267	\$6432			
	60"	60"	\$6560	\$6758			



# Seated-Height Square Tables

With Metal Legs



► Need help? Product details, page 294

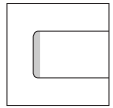
### Standard Includes

- Top: High-Pressure Laminate price group 1 with 3 mm plastic edge
- Long grain direction
- Straight shape type
- Metal X-legs: paint price group 1
- Leg insert: furniture linoleum, Forbo

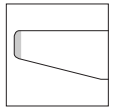
### Required to Specify

- 1 Style number
- 2 Size option (see below under Required Selections)
- 3 Width (see below under Required Selections)
- 4 Corner shape (see below under Required Selections)
- 5 Edge profile (see below under Required Selections)
- 6 Laminate color number for top, if selected
- 7 Plastic color number for 3 mm plastic edge, if selected
- 8 Paint color number for metal legs
- 9 Furniture linoleum color number for leg insert
- 10 Options, if selected (see below)
  - See *Surface Materials*, page 454.

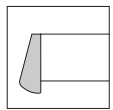
*Tip: Rounded and square corner shapes are only available on tables with straight shape type, not softened shape type.*



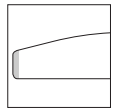
3 mm Edge, Plastic or Wood Veneer



Slice Edge, Plastic or Wood Veneer



Drop Edge, Solid Wood



Eased Edge, Wood Veneer

*Tip: Eased wood edge is not available on laminate tops or tops with square corners.*

*Tip: Wood edge finish will match top finish.*

*Tip: Solid drop wood edge not available on softened shapes.*

	Required Selections	U.S. Price	Required to Specify															
<b>Size Option</b>	<ul style="list-style-type: none"> <li>• Modular</li> <li>• Parametric</li> </ul>	No cost No cost	Specify with <i>modular</i> . Specify with <i>parametric</i> .															
<b>Width</b>	<table border="0"> <tr> <td><b>Modular</b></td> <td><b>Parametric</b></td> </tr> <tr> <td>• 42"W</td> <td>• 42"–47<sup>15</sup>/<sub>16</sub>"W</td> </tr> <tr> <td>• 48"W</td> <td>• 48"–53<sup>15</sup>/<sub>16</sub>"W</td> </tr> <tr> <td>• 54"W</td> <td>• 54"–59<sup>15</sup>/<sub>16</sub>"W</td> </tr> <tr> <td>• 60"W</td> <td>• 60"W</td> </tr> </table>	<b>Modular</b>	<b>Parametric</b>	• 42"W	• 42"–47 <sup>15</sup> / <sub>16</sub> "W	• 48"W	• 48"–53 <sup>15</sup> / <sub>16</sub> "W	• 54"W	• 54"–59 <sup>15</sup> / <sub>16</sub> "W	• 60"W	• 60"W	Prices at right Prices at right Prices at right Prices at right	Specify width. Specify width. Specify width. Specify width.					
<b>Modular</b>	<b>Parametric</b>																	
• 42"W	• 42"–47 <sup>15</sup> / <sub>16</sub> "W																	
• 48"W	• 48"–53 <sup>15</sup> / <sub>16</sub> "W																	
• 54"W	• 54"–59 <sup>15</sup> / <sub>16</sub> "W																	
• 60"W	• 60"W																	
<b>Corner Shape</b>	<ul style="list-style-type: none"> <li>• Rounded</li> <li>• Square</li> </ul>	No cost No cost	Specify with <i>rounded corners</i> . Specify with <i>square corners</i> .															
<b>Edge Profile, 3 mm Plastic or Wood Veneer</b>	<ul style="list-style-type: none"> <li>• 3 mm plastic edge</li> <li>• 3 mm wood edge</li> </ul>	No cost No cost	Specify with <i>3 mm plastic edge</i> . Specify with <i>3 mm wood edge</i> .															
<b>Edge Profile, Slice Plastic or Wood Veneer</b>	<table border="0"> <tr> <td><b>Modular</b></td> <td><b>Parametric</b></td> <td></td> </tr> <tr> <td>• 42" W</td> <td>• 42"–47<sup>15</sup>/<sub>16</sub>"W</td> <td>+\$331</td> </tr> <tr> <td>• 48"W</td> <td>• 48"–53<sup>15</sup>/<sub>16</sub>"W</td> <td>+\$363</td> </tr> <tr> <td>• 54"W</td> <td>• 54"–59<sup>15</sup>/<sub>16</sub>"W</td> <td>+\$397</td> </tr> <tr> <td>• 60"W</td> <td>• 60"W</td> <td>+\$462</td> </tr> </table>	<b>Modular</b>	<b>Parametric</b>		• 42" W	• 42"–47 <sup>15</sup> / <sub>16</sub> "W	+\$331	• 48"W	• 48"–53 <sup>15</sup> / <sub>16</sub> "W	+\$363	• 54"W	• 54"–59 <sup>15</sup> / <sub>16</sub> "W	+\$397	• 60"W	• 60"W	+\$462		Specify with <i>slice plastic or wood edge</i> . Specify with <i>slice plastic or wood edge</i> . Specify with <i>slice plastic or wood edge</i> . Specify with <i>slice plastic or wood edge</i> .
<b>Modular</b>	<b>Parametric</b>																	
• 42" W	• 42"–47 <sup>15</sup> / <sub>16</sub> "W	+\$331																
• 48"W	• 48"–53 <sup>15</sup> / <sub>16</sub> "W	+\$363																
• 54"W	• 54"–59 <sup>15</sup> / <sub>16</sub> "W	+\$397																
• 60"W	• 60"W	+\$462																
<b>Edge Profile, Drop Wood Edge</b>	<table border="0"> <tr> <td><b>Modular</b></td> <td><b>Parametric</b></td> <td></td> </tr> <tr> <td>• 42"W</td> <td>• 42"–47<sup>15</sup>/<sub>16</sub>"W</td> <td>+\$530</td> </tr> <tr> <td>• 48"W</td> <td>• 48"–53<sup>15</sup>/<sub>16</sub>"W</td> <td>+\$562</td> </tr> <tr> <td>• 54"W</td> <td>• 54"–59<sup>15</sup>/<sub>16</sub>"W</td> <td>+\$595</td> </tr> <tr> <td>• 60"W</td> <td>• 60"W</td> <td>+\$662</td> </tr> </table>	<b>Modular</b>	<b>Parametric</b>		• 42"W	• 42"–47 <sup>15</sup> / <sub>16</sub> "W	+\$530	• 48"W	• 48"–53 <sup>15</sup> / <sub>16</sub> "W	+\$562	• 54"W	• 54"–59 <sup>15</sup> / <sub>16</sub> "W	+\$595	• 60"W	• 60"W	+\$662		Specify with <i>drop wood edge</i> . Specify with <i>drop wood edge</i> . Specify with <i>drop wood edge</i> . Specify with <i>drop wood edge</i> .
<b>Modular</b>	<b>Parametric</b>																	
• 42"W	• 42"–47 <sup>15</sup> / <sub>16</sub> "W	+\$530																
• 48"W	• 48"–53 <sup>15</sup> / <sub>16</sub> "W	+\$562																
• 54"W	• 54"–59 <sup>15</sup> / <sub>16</sub> "W	+\$595																
• 60"W	• 60"W	+\$662																
<b>Edge Profile, Eased Wood Edge</b>	<table border="0"> <tr> <td><b>Modular</b></td> <td><b>Parametric</b></td> <td></td> </tr> <tr> <td>• 42"W</td> <td>• 42"–47<sup>15</sup>/<sub>16</sub>"W</td> <td>+\$727</td> </tr> <tr> <td>• 48"W</td> <td>• 48"–53<sup>15</sup>/<sub>16</sub>"W</td> <td>+\$761</td> </tr> <tr> <td>• 54"W</td> <td>• 54"–59<sup>15</sup>/<sub>16</sub>"W</td> <td>+\$794</td> </tr> <tr> <td>• 60"W</td> <td>• 60"W</td> <td>+\$859</td> </tr> </table>	<b>Modular</b>	<b>Parametric</b>		• 42"W	• 42"–47 <sup>15</sup> / <sub>16</sub> "W	+\$727	• 48"W	• 48"–53 <sup>15</sup> / <sub>16</sub> "W	+\$761	• 54"W	• 54"–59 <sup>15</sup> / <sub>16</sub> "W	+\$794	• 60"W	• 60"W	+\$859		Specify with <i>eased wood edge</i> . Specify with <i>eased wood edge</i> . Specify with <i>eased wood edge</i> . Specify with <i>eased wood edge</i> .
<b>Modular</b>	<b>Parametric</b>																	
• 42"W	• 42"–47 <sup>15</sup> / <sub>16</sub> "W	+\$727																
• 48"W	• 48"–53 <sup>15</sup> / <sub>16</sub> "W	+\$761																
• 54"W	• 54"–59 <sup>15</sup> / <sub>16</sub> "W	+\$794																
• 60"W	• 60"W	+\$859																

**For laminate group 2 and 3 pricing, please refer to the electronic catalog or SmartTools.**

	Options	U.S. Price	Required to Specify	
<b>Surface Materials</b>	<b>High-Pressure Laminate top</b>			
	• High-Pressure Laminate price group 2	See information at left	Specify High-Pressure Laminate color number.	
	• High-Pressure Laminate price group 3	See information at left	Specify High-Pressure Laminate color number.	
	• Open Line laminate (OLL)	+\$102 plus cost of laminate	▶ See <i>Surface Materials Reference Manual</i> .	
	<b>Wood top</b>			
	• Wood group 1	Prices at right	Specify wood color number.	
	• Wood group 2	Prices at right	Specify wood color number.	
	• Wood group 3	Prices at right	Specify wood color number.	
	• Customiz stain	No cost	Specify with <i>Customiz stain</i> .	
	• Full-fill finish on wood group 1	Prices at right	▶ See <i>Surface Materials Reference Manual</i> . Specify full-fill finish number.	
	<b>Paint price group 2 for X-legs</b>			
	<b>Modular</b>	<b>Parametric</b>		
	• 42"W	• 42"-47 <sup>15</sup> / <sub>16</sub> "W	+\$179	Specify paint color number.
	• 48"W	• 48"-53 <sup>15</sup> / <sub>16</sub> "W	+\$192	Specify paint color number.
	• 54"W	• 54"-59 <sup>15</sup> / <sub>16</sub> "W	+\$205	Specify paint color number.
	• 60"W	• 60"W	+\$218	Specify paint color number.
	<b>Paint price group 3 for X-legs</b>			
	<b>Modular</b>	<b>Parametric</b>		
	• 42"W	• 42"-47 <sup>15</sup> / <sub>16</sub> "W	+\$205	Specify paint color number.
	• 48"W	• 48"-53 <sup>15</sup> / <sub>16</sub> "W	+\$218	Specify paint color number.
	• 54"W	• 54"-59 <sup>15</sup> / <sub>16</sub> "W	+\$232	Specify paint color number.
	• 60"W	• 60"W	+\$245	Specify paint color number.
	<b>CC grommet finish</b>			
	• Paint price group 1	No cost	Specify paint color number.	
	• Paint price group 2	+\$ 19	Specify paint color number.	
	• Paint price group 3	+\$ 27	Specify paint color number.	
	<b>CC grommet lid finish</b>			
	• Paint price group 1	No cost	Specify paint color number.	
	• Paint price group 2	+\$ 9	Specify paint color number.	
	• Paint price group 3	+\$ 22	Specify paint color number.	
	<b>Shape Type, Softened</b>	<b>Modular</b>	<b>Parametric</b>	
	• 42"W	• 42"-47 <sup>15</sup> / <sub>16</sub> "W	+\$385	Specify with <i>softened shape type</i> .
	• 48"W	• 48"-53 <sup>15</sup> / <sub>16</sub> "W	+\$482	Specify with <i>softened shape type</i> .
	• 54"W	• 54"-59 <sup>15</sup> / <sub>16</sub> "W	+\$546	Specify with <i>softened shape type</i> .
	• 60"W	• 60"W	+\$615	Specify with <i>softened shape type</i> .
	<b>Grain Direction</b>			
	• Long grain	No cost	Specify with <i>long grain</i> .	
	• No grain direction	No cost	Specify with <i>no grain direction</i> .	
	• Short grain	No cost	Specify with <i>short grain</i> .	
	<b>Grommet</b>			
	• No grommet	No cost	Specify with <i>no grommet</i> .	
	• CC grommet			
	– One CC grommet	+\$198	Specify with <i>one CC grommet</i> .	
	– Two CC grommets	+\$396	Specify with <i>two CC grommets</i> .	
	<b>Surface Power</b>	<b>Available on tables with CC grommet(s) only</b>		
	• Three power	+\$179	Specify with <i>three power</i> .	
	• Two power, two USB type A	+\$331	Specify with <i>two power, two USB type A</i> .	
	• One USB type C, two power	+\$462	Specify with <i>one USB type C, two power</i> .	
	• One USB type C, two USB type A, one power	+\$530	Specify with <i>one USB type C, two USB type A, one power</i> .	
	<b>Infeed</b>			
	• Plug	No cost	Specify with <i>plug</i> .	
	• Hardwire	+\$ 39	Specify with <i>hardwire</i> .	
	<b>Hardwire Conduit Length</b>			
	• 72"L	No cost	Specify with <i>72"L</i> .	
	• 144"L	+\$100	Specify with <i>144"L</i> .	

*Tip: When Open Line laminate top surface is selected, grain direction defaults to vertical.*

▶ See *Grommet Availability Matrix*, page 304.

 **For Canadian Pricing**  
Multiply U.S. Price by the Canadian price factor.  
▶ See page 1 for details.

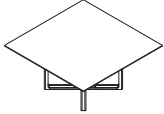
▶ **Specification Information, on next page**

Seated-Height Square Tables, With Metal Legs, continued

► Options, on previous page

**Specification Information**

Style Number	Dimensions		U.S. Base Prices (with X-Leg)		Options (Add \$ to Base Price)		
	Modular Width	Parametric Width	Laminate Price Group 1 Top	Wood Price Group 1 Top	Wood Top Group 2	Wood Top Group 3	Full-Fill Finish on Wood Group 1
VLYSQML	42"	42"-47 <sup>15</sup> / <sub>16</sub> "	\$5652	\$5752	+\$ 96	+\$334	+\$34
	48"	48"-53 <sup>15</sup> / <sub>16</sub> "	\$5921	\$6054	+\$ 96	+\$334	+\$34
	54"	54"-59 <sup>15</sup> / <sub>16</sub> "	\$6267	\$6432	+\$171	+\$601	+\$63
	60"	60"	\$6560	\$6758	+\$171	+\$601	+\$63

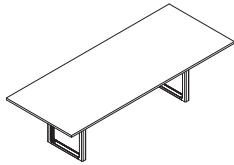


**For Canadian Pricing**  
 Multiply U.S. Price by the Canadian price factor.  
 ► See page 1 for details.



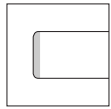
# Seated-Height Rectangle Tables

With Metal Legs

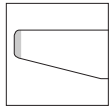


Seated-height rectangle table with U-legs shown.

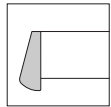
Tip: Rounded and square corner shapes are only available on tables with straight shape type, not softened shape type.



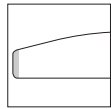
3 mm Edge, Plastic or Wood Veneer



Slice Edge, Plastic or Wood Veneer



Drop Edge, Solid Wood



Eased Edge, Wood Veneer

Tip: Wood edge finish will match top finish.

Tip: Solid drop wood edge not available on softened shapes.

Tip: Eased wood edge is not available on laminate tops or tops with square corners.

Standard Includes		Required to Specify
<ul style="list-style-type: none"> <li>▶ Need help? Product details, page 294</li> </ul>	<ul style="list-style-type: none"> <li>• Worksurface: High-Pressure Laminate price group 1 with 3 mm plastic edge</li> <li>• Long grain direction</li> <li>• Straight shape type</li> <li>• Metal legs: paint price group 1</li> <li>• Leg insert: furniture linoleum, Forbo</li> </ul>	<ol style="list-style-type: none"> <li>1 Style number</li> <li>2 Size option (see below under Required Selections)</li> <li>3 Depth (see below under Required Selections)</li> <li>4 Width (see below under Required Selections)</li> <li>5 Corner shape (see below under Required Selections)</li> <li>6 Edge profile (see below under Required Selections)</li> <li>7 Leg type (see below under Required Selections)</li> <li>8 Laminate color number for top, if selected</li> <li>9 Plastic color number for 3 mm plastic edge, if selected</li> <li>10 Paint color number for metal legs</li> <li>11 Furniture linoleum color number for leg insert</li> <li>12 Options, if selected (see below)                     <ul style="list-style-type: none"> <li>▶ See <i>Surface Materials</i>, page 454.</li> </ul> </li> </ol>

	Required Selections	U.S. Price	Required to Specify																						
<b>Size Option</b>	<ul style="list-style-type: none"> <li>• Modular</li> <li>• Parametric</li> </ul>	No cost No cost	Specify with <i>modular</i> . Specify with <i>parametric</i> .																						
<b>Depth</b>	<table border="1"> <thead> <tr> <th>Modular</th> <th>Parametric</th> </tr> </thead> <tbody> <tr> <td>• 42"D</td> <td>• 42"–47<sup>1</sup>/<sub>16</sub>"D</td> </tr> <tr> <td>• 48"D</td> <td>• 48"–53<sup>1</sup>/<sub>16</sub>"D</td> </tr> <tr> <td>• 54"D</td> <td>• 54"–59<sup>1</sup>/<sub>16</sub>"D</td> </tr> <tr> <td>• 60"D</td> <td>• 60"D</td> </tr> </tbody> </table>	Modular	Parametric	• 42"D	• 42"–47 <sup>1</sup> / <sub>16</sub> "D	• 48"D	• 48"–53 <sup>1</sup> / <sub>16</sub> "D	• 54"D	• 54"–59 <sup>1</sup> / <sub>16</sub> "D	• 60"D	• 60"D	Prices at right Prices at right Prices at right Prices at right	Specify depth. Specify depth. Specify depth. Specify depth.												
Modular	Parametric																								
• 42"D	• 42"–47 <sup>1</sup> / <sub>16</sub> "D																								
• 48"D	• 48"–53 <sup>1</sup> / <sub>16</sub> "D																								
• 54"D	• 54"–59 <sup>1</sup> / <sub>16</sub> "D																								
• 60"D	• 60"D																								
<b>Width</b>	<table border="1"> <thead> <tr> <th>Modular</th> <th>Parametric</th> </tr> </thead> <tbody> <tr> <td>• 66"W</td> <td>• 66"–71<sup>1</sup>/<sub>16</sub>"W</td> </tr> <tr> <td>• 72"W</td> <td>• 72"–83<sup>1</sup>/<sub>16</sub>"W</td> </tr> <tr> <td>• 84"W</td> <td>• 84"–95<sup>1</sup>/<sub>16</sub>"W</td> </tr> <tr> <td>• 96"W</td> <td>• 96"–107<sup>1</sup>/<sub>16</sub>"W</td> </tr> <tr> <td>• 108"W</td> <td>• 108"–119<sup>1</sup>/<sub>16</sub>"W</td> </tr> <tr> <td>• 120"W</td> <td>• 120"–143<sup>1</sup>/<sub>16</sub>"W</td> </tr> <tr> <td>• 144"W</td> <td>• 144"–167<sup>1</sup>/<sub>16</sub>"W</td> </tr> <tr> <td>• 168"W</td> <td>• 168"–191<sup>1</sup>/<sub>16</sub>"W</td> </tr> <tr> <td>• 192"W</td> <td>• 192"–215<sup>1</sup>/<sub>16</sub>"W</td> </tr> <tr> <td>• 216"W</td> <td>• 216"W</td> </tr> </tbody> </table>	Modular	Parametric	• 66"W	• 66"–71 <sup>1</sup> / <sub>16</sub> "W	• 72"W	• 72"–83 <sup>1</sup> / <sub>16</sub> "W	• 84"W	• 84"–95 <sup>1</sup> / <sub>16</sub> "W	• 96"W	• 96"–107 <sup>1</sup> / <sub>16</sub> "W	• 108"W	• 108"–119 <sup>1</sup> / <sub>16</sub> "W	• 120"W	• 120"–143 <sup>1</sup> / <sub>16</sub> "W	• 144"W	• 144"–167 <sup>1</sup> / <sub>16</sub> "W	• 168"W	• 168"–191 <sup>1</sup> / <sub>16</sub> "W	• 192"W	• 192"–215 <sup>1</sup> / <sub>16</sub> "W	• 216"W	• 216"W	Prices at right Prices at right Prices at right Prices at right Prices at right Prices at right Prices at right Prices at right Prices at right Prices at right	Specify width. Specify width. Specify width. Specify width. Specify width. Specify width. Specify width. Specify width. Specify width. Specify width.
Modular	Parametric																								
• 66"W	• 66"–71 <sup>1</sup> / <sub>16</sub> "W																								
• 72"W	• 72"–83 <sup>1</sup> / <sub>16</sub> "W																								
• 84"W	• 84"–95 <sup>1</sup> / <sub>16</sub> "W																								
• 96"W	• 96"–107 <sup>1</sup> / <sub>16</sub> "W																								
• 108"W	• 108"–119 <sup>1</sup> / <sub>16</sub> "W																								
• 120"W	• 120"–143 <sup>1</sup> / <sub>16</sub> "W																								
• 144"W	• 144"–167 <sup>1</sup> / <sub>16</sub> "W																								
• 168"W	• 168"–191 <sup>1</sup> / <sub>16</sub> "W																								
• 192"W	• 192"–215 <sup>1</sup> / <sub>16</sub> "W																								
• 216"W	• 216"W																								
<b>Corner Shape</b>	<ul style="list-style-type: none"> <li>• Rounded</li> <li>• Square</li> </ul>	No cost No cost	Specify with <i>rounded corners</i> . Specify with <i>square corners</i> .																						
<b>Edge Profile, 3 mm Plastic or Wood Veneer</b>	<ul style="list-style-type: none"> <li>• 3 mm plastic edge</li> <li>• 3 mm wood edge</li> </ul>	No cost No cost	Specify with <i>3 mm plastic edge</i> . Specify with <i>3 mm wood edge</i> .																						
<b>Edge Profile, Slice Plastic or Wood Veneer</b>	<table border="1"> <thead> <tr> <th>Modular</th> <th>Parametric</th> </tr> </thead> <tbody> <tr> <td>• 42"D</td> <td>• 42"–47<sup>1</sup>/<sub>16</sub>"D</td> </tr> <tr> <td>• 48"D</td> <td>• 48"–53<sup>1</sup>/<sub>16</sub>"D</td> </tr> <tr> <td>• 54"D</td> <td>• 54"–59<sup>1</sup>/<sub>16</sub>"D</td> </tr> <tr> <td>• 60"D</td> <td>• 60"D</td> </tr> </tbody> </table>	Modular	Parametric	• 42"D	• 42"–47 <sup>1</sup> / <sub>16</sub> "D	• 48"D	• 48"–53 <sup>1</sup> / <sub>16</sub> "D	• 54"D	• 54"–59 <sup>1</sup> / <sub>16</sub> "D	• 60"D	• 60"D	Prices at right Prices at right Prices at right Prices at right	Specify with <i>slice plastic or wood edge</i> . Specify with <i>slice plastic or wood edge</i> . Specify with <i>slice plastic or wood edge</i> . Specify with <i>slice plastic or wood edge</i> .												
Modular	Parametric																								
• 42"D	• 42"–47 <sup>1</sup> / <sub>16</sub> "D																								
• 48"D	• 48"–53 <sup>1</sup> / <sub>16</sub> "D																								
• 54"D	• 54"–59 <sup>1</sup> / <sub>16</sub> "D																								
• 60"D	• 60"D																								
<b>Edge Profile, Drop Wood Edge</b>	<table border="1"> <thead> <tr> <th>Modular</th> <th>Parametric</th> </tr> </thead> <tbody> <tr> <td>• 42"D</td> <td>• 42"–47<sup>1</sup>/<sub>16</sub>"D</td> </tr> <tr> <td>• 48"D</td> <td>• 48"–53<sup>1</sup>/<sub>16</sub>"D</td> </tr> <tr> <td>• 54"D</td> <td>• 54"–59<sup>1</sup>/<sub>16</sub>"D</td> </tr> <tr> <td>• 60"D</td> <td>• 60"D</td> </tr> </tbody> </table>	Modular	Parametric	• 42"D	• 42"–47 <sup>1</sup> / <sub>16</sub> "D	• 48"D	• 48"–53 <sup>1</sup> / <sub>16</sub> "D	• 54"D	• 54"–59 <sup>1</sup> / <sub>16</sub> "D	• 60"D	• 60"D	Prices at right Prices at right Prices at right Prices at right	Specify with <i>drop wood edge</i> . Specify with <i>drop wood edge</i> . Specify with <i>drop wood edge</i> . Specify with <i>drop wood edge</i> .												
Modular	Parametric																								
• 42"D	• 42"–47 <sup>1</sup> / <sub>16</sub> "D																								
• 48"D	• 48"–53 <sup>1</sup> / <sub>16</sub> "D																								
• 54"D	• 54"–59 <sup>1</sup> / <sub>16</sub> "D																								
• 60"D	• 60"D																								
<b>Edge Profile, Eased Wood Edge</b>	<table border="1"> <thead> <tr> <th>Modular</th> <th>Parametric</th> </tr> </thead> <tbody> <tr> <td>• 42"D</td> <td>• 42"–47<sup>1</sup>/<sub>16</sub>"D</td> </tr> <tr> <td>• 48"D</td> <td>• 48"–53<sup>1</sup>/<sub>16</sub>"D</td> </tr> <tr> <td>• 54"D</td> <td>• 54"–59<sup>1</sup>/<sub>16</sub>"D</td> </tr> <tr> <td>• 60"D</td> <td>• 60"D</td> </tr> </tbody> </table>	Modular	Parametric	• 42"D	• 42"–47 <sup>1</sup> / <sub>16</sub> "D	• 48"D	• 48"–53 <sup>1</sup> / <sub>16</sub> "D	• 54"D	• 54"–59 <sup>1</sup> / <sub>16</sub> "D	• 60"D	• 60"D	Prices at right Prices at right Prices at right Prices at right	Specify with <i>eased wood edge</i> . Specify with <i>eased wood edge</i> . Specify with <i>eased wood edge</i> . Specify with <i>eased wood edge</i> .												
Modular	Parametric																								
• 42"D	• 42"–47 <sup>1</sup> / <sub>16</sub> "D																								
• 48"D	• 48"–53 <sup>1</sup> / <sub>16</sub> "D																								
• 54"D	• 54"–59 <sup>1</sup> / <sub>16</sub> "D																								
• 60"D	• 60"D																								

▶ Required Selections, continued on next page



## ► Required Selections, continued from previous page

Required Selections		U.S. Price	Required to Specify
<b>Leg Type</b>	<b>U-leg</b>		
	<b>Modular</b>	<b>Parametric</b>	
	• 42"D	• 42"-47 <sup>15</sup> / <sub>16</sub> "D	+\$ 198 per leg
	• 48"D	• 48"-53 <sup>15</sup> / <sub>16</sub> "D	+\$ 232 per leg
	• 54"D	• 54"-59 <sup>15</sup> / <sub>16</sub> "D	+\$ 331 per leg
	• 60"D	• 60"D	+\$ 397 per leg
	<b>Trestle leg (42"D-48"D only)</b>		
	<b>Modular</b>	<b>Parametric</b>	
	• 96"W	• 96"-107 <sup>15</sup> / <sub>16</sub> "W	+\$ 662
	• 108"W	• 108"-119 <sup>15</sup> / <sub>16</sub> "W	+\$ 859
	• 120"W	• 120"W	+\$ 925
	<b>Split trestle leg (42"D-48"D only)</b>		
	<b>Modular</b>	<b>Parametric</b>	
	• 120"W	• 120"-143 <sup>15</sup> / <sub>16</sub> "W	+\$ 993
	• 144"W	• 144"W	+\$1189

Options		U.S. Price	Required to Specify
<b>Surface Materials</b>	<b>High-Pressure Laminate top</b>		
	• High-Pressure Laminate price group 2	See information at left	Specify High-Pressure Laminate color number.
	• High-Pressure Laminate price group 3	See information at left	Specify High-Pressure Laminate color number.
	• Open Line laminate (OLL)	+\$ 102 plus cost of laminate	► See <i>Surface Materials Reference Manual</i> .
	<b>Wood top</b>		
	• Wood group 1	Prices at right	Specify wood color number.
	• Wood group 2	Prices at right	Specify wood color number.
	• Wood group 3	Prices at right	Specify wood color number.
	• Customiz stain	No cost	Specify with <i>Customiz stain</i> .
	• Full-fill finish on wood group 1	Prices at right	► See <i>Surface Materials Reference Manual</i> . Specify full-fill finish number.
	<b>Paint price group 2 for U-leg</b>		
	<b>Modular</b>	<b>Parametric</b>	
	• 42"D	• 42"-47 <sup>15</sup> / <sub>16</sub> "D	+\$ 72 per leg
	• 48"D	• 48"-53 <sup>15</sup> / <sub>16</sub> "D	+\$ 105 per leg
	• 54"D	• 54"-59 <sup>15</sup> / <sub>16</sub> "D	+\$ 138 per leg
	• 60"D	• 60"D	+\$ 172 per leg
	<b>Paint price group 2 for trestle leg (42"D-48"D only)</b>		
	<b>Modular</b>	<b>Parametric</b>	
	• 96"W	• 96"-107 <sup>15</sup> / <sub>16</sub> "W	+\$ 346
	• 108"W	• 108"-119 <sup>15</sup> / <sub>16</sub> "W	+\$ 380
	• 120"W	• 120"W	+\$ 416
	<b>Paint price group 2 for split trestle leg (42"D-48"D only)</b>		
	<b>Modular</b>	<b>Parametric</b>	
	• 120"W	• 120"-143 <sup>15</sup> / <sub>16</sub> "W	+\$ 380
	• 144"W	• 144"W	+\$ 484
	<b>Paint price group 3 for U-leg</b>		
	<b>Modular</b>	<b>Parametric</b>	
	• 42"D	• 42"-47 <sup>15</sup> / <sub>16</sub> "D	+\$ 105
	• 48"D	• 48"-53 <sup>15</sup> / <sub>16</sub> "D	+\$ 138
	• 54"D	• 54"-59 <sup>15</sup> / <sub>16</sub> "D	+\$ 172
	• 60"D	• 60"D	+\$ 207
	<b>Paint price group 3 for trestle leg (42"D-48"D only)</b>		
	<b>Modular</b>	<b>Parametric</b>	
	• 96"W	• 96"-107 <sup>15</sup> / <sub>16</sub> "W	+\$ 484
	• 108"W	• 108"-119 <sup>15</sup> / <sub>16</sub> "W	+\$ 518
	• 120"W	• 120"W	+\$ 556

**For laminate group 2 and 3 pricing, please refer to the electronic catalog or SmartTools.**



**For Canadian Pricing**

Multiply U.S. Price by the Canadian price factor.

► See page 1 for details.

► Options, continued on next page

Seated-Height Rectangle Tables, with Metal Legs, continued

► Options, continued from previous page

Options		U.S. Price	Required to Specify
<b>Surface Materials, continued</b>	<b>Paint price group 3 for split trestle leg (42"D-48"D only)</b>		
	<b>Modular</b>	<b>Parametric</b>	
	• 120"W	• 120"-143 <sup>15</sup> / <sub>16</sub> "W	+\$ 518
	• 144"W	• 144"W	+\$ 622
	<b>CC grommet finish</b>		
	• Paint price group 1	No cost	Specify paint color number.
	• Paint price group 2	+\$ 19	Specify paint color number.
	• Paint price group 3	+\$ 27	Specify paint color number.
	<b>CC grommet lid finish</b>		
	• Paint price group 1	No cost	Specify paint color number.
	• Paint price group 2	+\$ 9	Specify paint color number.
	• Paint price group 3	+\$ 22	Specify paint color number.
<b>Shape Type, Softened</b>	<b>Trestle leg (42"D-48"D only)</b>		
	<b>Modular</b>	<b>Parametric</b>	
	• 96"W	• 96"-107 <sup>15</sup> / <sub>16</sub> "W	+\$ 727
	• 108"W	• 108"-119 <sup>15</sup> / <sub>16</sub> "W	+\$ 859
	• 120"W	• 120"W	+\$ 993
	<b>Split trestle leg (42"D-48"D only)</b>		
	<b>Modular</b>	<b>Parametric</b>	
	• 120"W	• 120"-143 <sup>15</sup> / <sub>16</sub> "W	+\$ 993
	• 144"W	• 144"W	+\$1125
<b>Grain Direction</b>	• Long grain	No cost	Specify with long grain.
	• No grain direction	No cost	Specify with no grain direction.
	• Short grain	No cost	Specify with short grain.
<b>Grommet</b>	• No grommet	No cost	Specify with no grommet.
	• CC grommet		
	– One CC grommet	+\$ 198	Specify with one CC grommet.
	– Two CC grommets	+\$ 396	Specify with two CC grommets.
	– Three CC grommets	+\$ 594	Specify with three CC grommets.
	– Four CC grommets	+\$ 792	Specify with four CC grommets.
	– Six CC grommets	+\$1188	Specify with six CC grommets.
	– Eight CC grommets	+\$1584	Specify with eight CC grommets.
	• Long grommet		
	– One long grommet	+\$ 264	Specify with one long grommet.
– Two long grommets	+\$ 528	Specify with two long grommets.	
– Three long grommets	+\$ 792	Specify with three long grommets.	
– Four long grommets	+\$1056	Specify with four long grommets.	
<b>Surface Power</b>	<b>Available on tables with CC grommet(s) only</b>		
	• Three power	+\$ 179	Specify with three power.
	• Two power, two USB type A	+\$ 331	Specify with two power, two USB type A.
	• One USB type C, two power	+\$ 462	Specify with one USB type C, two power.
	• One USB type C, two USB type A, one power	+\$ 530	Specify with one USB type C, two USB type A, one power.
<b>Infeed</b>	• Plug	No cost	Specify with plug.
	• Hardwire	+\$ 39	Specify with hardwire.
<b>Hardwire Conduit Length</b>	• 72"L	No cost	Specify with 72"L.
	• 144"L	+\$ 100	Specify with 144"L.

Tip: Softened shape type is only available on trestle leg and split trestle leg. U-leg is not available in softened shape type.

Tip: When Open Line laminate top surface is selected, grain direction defaults to vertical.

► See Grommet Availability Matrix, page 304.

Slice Wood Edge Upcharges

Depth	Width												
	Modular	Parametric	Modular	66"	72"	84"	96"	108"	120"	144"	168"	192"	216"
			Parametric	66"-71 <sup>15</sup> / <sub>16</sub> "	72"-83 <sup>15</sup> / <sub>16</sub> "	84"-95 <sup>15</sup> / <sub>16</sub> "	96"-107 <sup>15</sup> / <sub>16</sub> "	108"-119 <sup>15</sup> / <sub>16</sub> "	120"-143 <sup>15</sup> / <sub>16</sub> "	144"-167 <sup>15</sup> / <sub>16</sub> "	168"-191 <sup>15</sup> / <sub>16</sub> "	192"-215 <sup>15</sup> / <sub>16</sub> "	216"
42"	42"-47 <sup>15</sup> / <sub>16</sub> "			+\$416	+\$462	+\$495	+\$530	+\$562	+\$595	+\$627	+\$662	+\$695	+\$727
48"	48"-53 <sup>15</sup> / <sub>16</sub> "			+\$416	+\$462	+\$495	+\$530	+\$562	+\$595	+\$627	+\$662	+\$695	+\$727
54"	54"-59 <sup>15</sup> / <sub>16</sub> "			+\$495	+\$530	+\$562	+\$595	+\$627	+\$662	+\$695	+\$727	+\$761	+\$794
60"	60"			+\$562	+\$595	+\$627	+\$662	+\$695	+\$727	+\$761	+\$794	+\$826	+\$859

**Drop Wood Edge Upcharges**

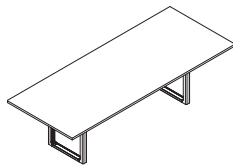
Depth	Width												
	Modular	Parametric	Modular	66"	72"	84"	96"	108"	120"	144"	168"	192"	216"
			Parametric	66"-71 <sup>15</sup> / <sub>16</sub> "	72"-83 <sup>15</sup> / <sub>16</sub> "	84"-95 <sup>15</sup> / <sub>16</sub> "	96"-107 <sup>15</sup> / <sub>16</sub> "	108"-119 <sup>15</sup> / <sub>16</sub> "	120"-143 <sup>15</sup> / <sub>16</sub> "	144"-167 <sup>15</sup> / <sub>16</sub> "	168"-191 <sup>15</sup> / <sub>16</sub> "	192"-215 <sup>15</sup> / <sub>16</sub> "	216"
42"	42"-47 <sup>15</sup> / <sub>16</sub> "			+\$627	+\$662	+\$695	+\$727	+\$ 761	+\$ 794	+\$ 826	+\$ 859	+\$ 894	+\$ 925
48"	48"-53 <sup>15</sup> / <sub>16</sub> "			+\$627	+\$662	+\$695	+\$727	+\$ 761	+\$ 794	+\$ 826	+\$ 859	+\$ 894	+\$ 925
54"	54"-59 <sup>15</sup> / <sub>16</sub> "			+\$662	+\$695	+\$727	+\$761	+\$ 794	+\$ 826	+\$ 859	+\$ 894	+\$ 925	+\$ 959
60"	60"			+\$695	+\$727	+\$761	+\$794	+\$ 826	+\$ 859	+\$ 894	+\$ 925	+\$ 959	+\$ 993

**Eased Wood Edge Upcharges**

Depth	Width												
	Modular	Parametric	Modular	66"	72"	84"	96"	108"	120"	144"	168"	192"	216"
			Parametric	66"-71 <sup>15</sup> / <sub>16</sub> "	72"-83 <sup>15</sup> / <sub>16</sub> "	84"-95 <sup>15</sup> / <sub>16</sub> "	96"-107 <sup>15</sup> / <sub>16</sub> "	108"-119 <sup>15</sup> / <sub>16</sub> "	120"-143 <sup>15</sup> / <sub>16</sub> "	144"-167 <sup>15</sup> / <sub>16</sub> "	168"-191 <sup>15</sup> / <sub>16</sub> "	192"-215 <sup>15</sup> / <sub>16</sub> "	216"
42"	42"-47 <sup>15</sup> / <sub>16</sub> "			+\$826	+\$859	+\$894	+\$925	+\$ 959	+\$ 993	+\$1025	+\$1057	+\$1089	+\$1125
48"	48"-53 <sup>15</sup> / <sub>16</sub> "			+\$826	+\$859	+\$894	+\$925	+\$ 959	+\$ 993	+\$1025	+\$1057	+\$1089	+\$1125
54"	54"-59 <sup>15</sup> / <sub>16</sub> "			+\$859	+\$894	+\$925	+\$959	+\$ 993	+\$1025	+\$1057	+\$1089	+\$1125	+\$1158
60"	60"			+\$894	+\$925	+\$959	+\$993	+\$1025	+\$1057	+\$1089	+\$1125	+\$1158	+\$1189

**Specification Information**

Style Number	Dimensions		Width		U.S. Base Prices		Options		
	Depth	Depth	Modular Width	Parametric Width	Laminate Price Group 1 Top	Wood Group 1 Top	(Add \$ to Base Price)		
	Modular Depth	Parametric Depth					Wood Group 2	Wood Group 3	Full-Fill Finish on Wood Group 1



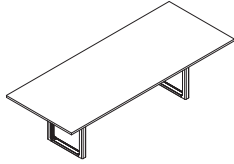
Style Number	Depth	Width	Modular Width	Parametric Width	Laminate Price Group 1 Top	Wood Group 1 Top	Options
VLYRECML	42"	42"-47 <sup>15</sup> / <sub>16</sub> "	66"	66"-71 <sup>15</sup> / <sub>16</sub> "	\$6386	\$6665	+\$145 +\$583 +\$ 98
		72"	72"	72"-83 <sup>15</sup> / <sub>16</sub> "	\$6517	\$6801	+\$165 +\$606 +\$ 98
		84"	84"	84"-95 <sup>15</sup> / <sub>16</sub> "	\$6715	\$7014	+\$193 +\$676 +\$ 98
		96"	96"	96"-107 <sup>15</sup> / <sub>16</sub> "	\$6914	\$7245	+\$221 +\$744 +\$ 98
		108"	108"	108"-119 <sup>15</sup> / <sub>16</sub> "	\$7052	\$7390	+\$232 +\$782 +\$ 98
		120"	120"	120"-143 <sup>15</sup> / <sub>16</sub> "	\$7194	\$7537	+\$243 +\$821 +\$129
		144"	144"	144"-167 <sup>15</sup> / <sub>16</sub> "	\$7337	\$7688	+\$255 +\$862 +\$129
		168"	168"	168"-191 <sup>15</sup> / <sub>16</sub> "	\$7484	\$7843	+\$267 +\$905 +\$129
		192"	192"	192"-215 <sup>15</sup> / <sub>16</sub> "	\$7633	\$7998	+\$281 +\$950 +\$129
		216"	216"	\$7788	\$8162	+\$296 +\$997 +\$129	

► Specification Information, continued on next page

Seated-Height Rectangle Tables, with Metal Legs, continued

► Specification Information, continued from previous page

Specification Information									
Style Number	Dimensions Depth		Width		U.S. Base Prices		Options (Add \$ to Base Price)		
	Modular Depth	Parametric Depth	Modular Width	Parametric Width	Laminate Price Group 1 Top	Wood Group 1 Top	Wood Top	Wood Group 2	Wood Group 3



VLYRECML	48"	48"-53 <sup>15</sup> / <sub>16</sub> "	66"	66"-71 <sup>15</sup> / <sub>16</sub> "	\$ 6969	\$ 7248	+\$145	+\$ 583	+\$ 98
			72"	72"-83 <sup>15</sup> / <sub>16</sub> "	\$ 7113	\$ 7397	+\$165	+\$ 606	+\$ 98
			84"	84"-95 <sup>15</sup> / <sub>16</sub> "	\$ 7311	\$ 7642	+\$193	+\$ 676	+\$ 98
			96"	96"-107 <sup>15</sup> / <sub>16</sub> "	\$ 7509	\$ 7872	+\$221	+\$ 744	+\$ 98
			108"	108"-119 <sup>15</sup> / <sub>16</sub> "	\$ 7696	\$ 8070	+\$232	+\$ 782	+\$ 98
			120"	120"-143 <sup>15</sup> / <sub>16</sub> "	\$ 7888	\$ 8270	+\$243	+\$ 821	+\$129
			144"	144"-167 <sup>15</sup> / <sub>16</sub> "	\$ 8087	\$ 8479	+\$255	+\$ 862	+\$129
			168"	168"-191 <sup>15</sup> / <sub>16</sub> "	\$ 8288	\$ 8690	+\$267	+\$ 905	+\$129
			192"	192"-215 <sup>15</sup> / <sub>16</sub> "	\$ 8495	\$ 8907	+\$281	+\$ 950	+\$129
	216"	216"	\$ 8709	\$ 9131	+\$296	+\$ 997	+\$129		
	54"	54"-59 <sup>15</sup> / <sub>16</sub> "	66"	66"-71 <sup>15</sup> / <sub>16</sub> "	\$ 9061	\$ 9423	+\$174	+\$ 699	+\$155
			72"	72"-83 <sup>15</sup> / <sub>16</sub> "	\$ 9246	\$ 9616	+\$198	+\$ 728	+\$155
			84"	84"-95 <sup>15</sup> / <sub>16</sub> "	\$ 9433	\$ 9810	+\$208	+\$ 764	+\$155
			96"	96"-107 <sup>15</sup> / <sub>16</sub> "	\$ 9618	\$10,003	+\$218	+\$ 802	+\$155
			108"	108"-119 <sup>15</sup> / <sub>16</sub> "	\$ 9812	\$10,205	+\$232	+\$ 844	+\$155
			120"	120"-143 <sup>15</sup> / <sub>16</sub> "	\$10,008	\$10,409	+\$243	+\$ 885	+\$155
			144"	144"-167 <sup>15</sup> / <sub>16</sub> "	\$10,209	\$10,617	+\$253	+\$ 929	+\$185
			168"	168"-191 <sup>15</sup> / <sub>16</sub> "	\$10,413	\$10,829	+\$265	+\$ 976	+\$185
			192"	192"-215 <sup>15</sup> / <sub>16</sub> "	\$10,621	\$11,046	+\$279	+\$1025	+\$185
216"			216"	\$10,832	\$11,265	+\$293	+\$1077	+\$185	

► Specification Information, continued on next page



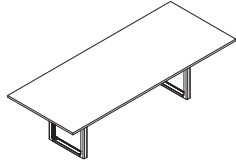
**For Canadian Pricing**

Multiply U.S. Price by the Canadian price factor.

► See page 1 for details.

► Specification Information, continued from previous page

Specification Information								
Style Number	Dimensions Depth	Width		U.S. Base Prices		Options (Add \$ to Base Price)		
		Modular Width	Parametric Width	Laminate Price Group 1 Top	Wood Group 1 Top	Wood Top		Full-Fill Finish on Wood Group 1
						Wood Group 2	Wood Group 3	



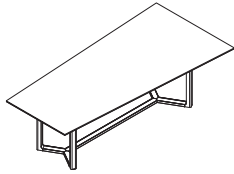
Style Number	Dimensions Depth	Modular Width	Parametric Width	Laminate Price Group 1 Top	Wood Group 1 Top	Wood Group 2	Wood Group 3	Full-Fill Finish on Wood Group 1
VLYRECML	60"	66"	66"-71 <sup>15</sup> / <sub>16</sub> "	\$12,685	\$13,192	+\$174	+\$ 699	+\$216
		72"	72"-83 <sup>15</sup> / <sub>16</sub> "	\$12,945	\$13,462	+\$198	+\$ 728	+\$216
		84"	84"-95 <sup>15</sup> / <sub>16</sub> "	\$13,203	\$13,732	+\$208	+\$ 764	+\$216
		96"	96"-107 <sup>15</sup> / <sub>16</sub> "	\$13,467	\$14,005	+\$218	+\$ 802	+\$216
		108"	108"-119 <sup>15</sup> / <sub>16</sub> "	\$13,737	\$14,284	+\$232	+\$ 844	+\$216
		120"	120"-143 <sup>15</sup> / <sub>16</sub> "	\$14,012	\$14,573	+\$243	+\$ 885	+\$216
		144"	144"-167 <sup>15</sup> / <sub>16</sub> "	\$14,293	\$14,864	+\$253	+\$ 929	+\$246
		168"	168"-191 <sup>15</sup> / <sub>16</sub> "	\$14,578	\$15,162	+\$265	+\$ 976	+\$246
		192"	192"-215 <sup>15</sup> / <sub>16</sub> "	\$14,869	\$15,463	+\$279	+\$1025	+\$246
		216"	216"	\$15,166	\$15,771	+\$293	+\$1077	+\$246



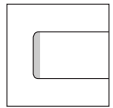
 **For Canadian Pricing**  
Multiply U.S. Price by the Canadian price factor.  
► See page 1 for details.

# Seated-Height Sightline Tables

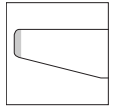
With Metal Legs



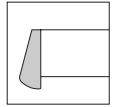
Standard Includes		Required to Specify
<ul style="list-style-type: none"> <li>▶ Need help? Product details, page 294</li> </ul>	<ul style="list-style-type: none"> <li>• 48"D top: High-Pressure Laminate price group 1 with 3 mm plastic edge</li> <li>• Long grain direction</li> <li>• Straight shape type</li> <li>• Metal asymmetric trestle legs: paint price group 1</li> <li>• Leg insert: furniture linoleum, Forbo</li> </ul>	<ol style="list-style-type: none"> <li>1 Style number</li> <li>2 Size option (see below under Required Selections)</li> <li>3 Width (see below under Required Selections)</li> <li>4 Edge profile (see below under Required Selections)</li> <li>5 Laminate color number for top, if selected</li> <li>6 Plastic color number for 3 mm plastic edge, if selected</li> <li>7 Paint color number for metal legs</li> <li>8 Furniture linoleum color number for leg insert</li> <li>9 Options, if selected (see below)</li> </ol> <ul style="list-style-type: none"> <li>▶ See <i>Surface Materials</i>, page 454.</li> </ul>



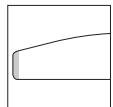
3 mm Edge, Plastic or Wood Veneer



Slice Edge, Plastic or Wood Veneer



Drop Edge, Solid Wood



Eased Edge, Wood Veneer

*Tip: Wood edge finish will match top finish.*

*Tip: Solid drop wood edge not available on softened shapes.*

*Tip: Eased wood edge is not available on laminate tops.*

Required Selections	U.S. Price	Required to Specify												
<b>Size Option</b> <ul style="list-style-type: none"> <li>• Modular</li> <li>• Parametric</li> </ul>	No cost No cost	Specify <i>with modular</i> . Specify <i>with parametric</i> .												
<b>Width</b> <table border="0"> <tr> <td><b>Modular</b></td> <td><b>Parametric</b></td> <td></td> </tr> <tr> <td>• 96"W</td> <td>• 96"—107<sup>15</sup>/<sub>16</sub>"W</td> <td>Prices at right</td> </tr> <tr> <td>• 108"W</td> <td>• 108"—119<sup>15</sup>/<sub>16</sub>"W</td> <td>Prices at right</td> </tr> <tr> <td>• 120"W</td> <td>• 120"W</td> <td>Prices at right</td> </tr> </table>	<b>Modular</b>	<b>Parametric</b>		• 96"W	• 96"—107 <sup>15</sup> / <sub>16</sub> "W	Prices at right	• 108"W	• 108"—119 <sup>15</sup> / <sub>16</sub> "W	Prices at right	• 120"W	• 120"W	Prices at right		Specify width. Specify width. Specify width.
<b>Modular</b>	<b>Parametric</b>													
• 96"W	• 96"—107 <sup>15</sup> / <sub>16</sub> "W	Prices at right												
• 108"W	• 108"—119 <sup>15</sup> / <sub>16</sub> "W	Prices at right												
• 120"W	• 120"W	Prices at right												
<b>Edge Profile, 3 mm Plastic or Wood Veneer</b> <ul style="list-style-type: none"> <li>• 3 mm plastic edge</li> <li>• 3 mm wood edge</li> </ul>	No cost No cost	Specify <i>with 3 mm plastic edge</i> . Specify <i>with 3 mm wood edge</i> .												
<b>Edge Profile, Slice Plastic or Wood Veneer</b> <table border="0"> <tr> <td><b>Modular</b></td> <td><b>Parametric</b></td> <td></td> </tr> <tr> <td>• 96"W</td> <td>• 96"—107<sup>15</sup>/<sub>16</sub>"W</td> <td>+\$ 530</td> </tr> <tr> <td>• 108"W</td> <td>• 108"—119<sup>15</sup>/<sub>16</sub>"W</td> <td>+\$ 595</td> </tr> <tr> <td>• 120"W</td> <td>• 120"W</td> <td>+\$ 662</td> </tr> </table>	<b>Modular</b>	<b>Parametric</b>		• 96"W	• 96"—107 <sup>15</sup> / <sub>16</sub> "W	+\$ 530	• 108"W	• 108"—119 <sup>15</sup> / <sub>16</sub> "W	+\$ 595	• 120"W	• 120"W	+\$ 662		Specify <i>with slice plastic or wood edge</i> . Specify <i>with slice plastic or wood edge</i> . Specify <i>with slice plastic or wood edge</i> .
<b>Modular</b>	<b>Parametric</b>													
• 96"W	• 96"—107 <sup>15</sup> / <sub>16</sub> "W	+\$ 530												
• 108"W	• 108"—119 <sup>15</sup> / <sub>16</sub> "W	+\$ 595												
• 120"W	• 120"W	+\$ 662												
<b>Edge Profile, Drop Wood Edge</b> <table border="0"> <tr> <td><b>Modular</b></td> <td><b>Parametric</b></td> <td></td> </tr> <tr> <td>• 96"W</td> <td>• 96"—107<sup>15</sup>/<sub>16</sub>"W</td> <td>+\$ 727</td> </tr> <tr> <td>• 108"W</td> <td>• 108"—119<sup>15</sup>/<sub>16</sub>"W</td> <td>+\$ 794</td> </tr> <tr> <td>• 120"W</td> <td>• 120"W</td> <td>+\$ 859</td> </tr> </table>	<b>Modular</b>	<b>Parametric</b>		• 96"W	• 96"—107 <sup>15</sup> / <sub>16</sub> "W	+\$ 727	• 108"W	• 108"—119 <sup>15</sup> / <sub>16</sub> "W	+\$ 794	• 120"W	• 120"W	+\$ 859		Specify <i>with drop wood edge</i> . Specify <i>with drop wood edge</i> . Specify <i>with drop wood edge</i> .
<b>Modular</b>	<b>Parametric</b>													
• 96"W	• 96"—107 <sup>15</sup> / <sub>16</sub> "W	+\$ 727												
• 108"W	• 108"—119 <sup>15</sup> / <sub>16</sub> "W	+\$ 794												
• 120"W	• 120"W	+\$ 859												
<b>Edge Profile, Eased Wood Edge</b> <table border="0"> <tr> <td><b>Modular</b></td> <td><b>Parametric</b></td> <td></td> </tr> <tr> <td>• 96"W</td> <td>• 96"—107<sup>15</sup>/<sub>16</sub>"W</td> <td>+\$ 925</td> </tr> <tr> <td>• 108"W</td> <td>• 108"—119<sup>15</sup>/<sub>16</sub>"W</td> <td>+\$ 993</td> </tr> <tr> <td>• 120"W</td> <td>• 120"W</td> <td>+\$1057</td> </tr> </table>	<b>Modular</b>	<b>Parametric</b>		• 96"W	• 96"—107 <sup>15</sup> / <sub>16</sub> "W	+\$ 925	• 108"W	• 108"—119 <sup>15</sup> / <sub>16</sub> "W	+\$ 993	• 120"W	• 120"W	+\$1057		Specify <i>with eased wood edge</i> . Specify <i>with eased wood edge</i> . Specify <i>with eased wood edge</i> .
<b>Modular</b>	<b>Parametric</b>													
• 96"W	• 96"—107 <sup>15</sup> / <sub>16</sub> "W	+\$ 925												
• 108"W	• 108"—119 <sup>15</sup> / <sub>16</sub> "W	+\$ 993												
• 120"W	• 120"W	+\$1057												

Options	U.S. Price	Required to Specify
<b>Surface Materials</b> <ul style="list-style-type: none"> <li>• High-Pressure Laminate price group 2</li> <li>• High-Pressure Laminate price group 3</li> <li>• Open Line laminate (OLL)</li> </ul>	See information at left See information at left +\$ 102 plus cost of laminate	Specify High-Pressure Laminate color number. Specify High-Pressure Laminate color number. ▶ See <i>Surface Materials Reference Manual</i> .
<b>Wood top</b> <ul style="list-style-type: none"> <li>• Wood group 1</li> <li>• Wood group 2</li> <li>• Wood group 3</li> <li>• Customiz stain</li> </ul>	Prices at right Prices at right Prices at right No cost	Specify wood color number. Specify wood color number. Specify wood color number. Specify <i>with Customiz stain</i> . ▶ See <i>Surface Materials Reference Manual</i> .
<ul style="list-style-type: none"> <li>• Full-fill finish on wood group 1</li> </ul>	Prices at right	Specify full-fill finish number.

▶ Options, continued on next page

**For laminate group 2 and 3 pricing, please refer to the electronic catalog or SmartTools.**

## ► Options, continued from previous page

Options	U.S. Price	Required to Specify
<b>Surface Materials, continued</b>	<b>Paint price group 2 for asymmetric trestle legs</b>	
<b>Modular</b>	<b>Parametric</b>	
• 96"W	• 96"–107 <sup>15</sup> / <sub>16</sub> "W	+\$331
• 108"W	• 108"–119 <sup>15</sup> / <sub>16</sub> "W	+\$363
• 120"W	• 120"W	+\$397
	<b>Paint price group 3 for asymmetric trestle legs</b>	
<b>Modular</b>	<b>Parametric</b>	
• 96"W	• 96"–107 <sup>15</sup> / <sub>16</sub> "W	+\$462
• 108"W	• 108"–119 <sup>15</sup> / <sub>16</sub> "W	+\$495
• 120"W	• 120"W	+\$530
	<b>CC grommet finish</b>	
• Paint price group 1	No cost	Specify paint color number.
• Paint price group 2	+\$ 19	Specify paint color number.
• Paint price group 3	+\$ 27	Specify paint color number.
	<b>CC grommet lid finish</b>	
• Paint price group 1	No cost	Specify paint color number.
• Paint price group 2	+\$ 9	Specify paint color number.
• Paint price group 3	+\$ 22	Specify paint color number.
<b>Shape Type, Softened Shape</b>	<b>Modular</b>	<b>Parametric</b>
• 96"W	• 96"–107 <sup>15</sup> / <sub>16</sub> "W	+\$727
• 108"W	• 108"–119 <sup>15</sup> / <sub>16</sub> "W	+\$859
• 120"W	• 120"W	+\$993
<b>Grain Direction</b>	• Long grain	No cost
	• No grain direction	No cost
	• Short grain	No cost
<b>Grommet</b>	• No grommet	No cost
	• CC grommet	
	– One CC grommet	+\$198
	– Two CC grommets	+\$396
	– Three CC grommets	+\$594
	– Four CC grommets	+\$792
	• Long grommet	
	– One long grommet	+\$264
	– Two long grommets	+\$528
<b>Surface Power</b>	• Three power	+\$179
	• Two power, two USB type A	+\$331
	• One USB type C, two power	+\$462
	• One USB type C, two USB type A, one power	+\$530
<b>Infeed</b>	• Plug	No cost
	• Hardwire	+\$ 39
<b>Hardwire Conduit Length</b>	• 72"L	No cost
	• 144"L	+\$100

## ► Specification Information, on next page

Tip: When Open Line laminate top surface is selected, grain direction defaults to vertical.

► See Grommet Availability Matrix, page 304.

**For Canadian Pricing**

Multiply U.S. Price by the Canadian price factor.

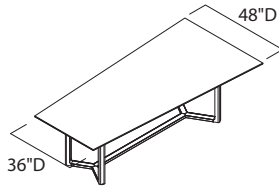
► See page 1 for details.

Seated-Height Sightline Tables, with Metal Legs, continued

► Options, on previous page

**Specification Information**

• Style Number	• Dimensions		U.S. Base Prices (with Asymmetric Trestle Legs)		• Options (Add \$ to Base Price)		
	Depth	Width	Laminate Price Group 1 Top	Wood Group 1 Top	Wood Top	Wood Group 2	Wood Group 3
		Modular Width	Parametric Width				
					Full-Fill Finish on Wood Group 1		



Style Number	Depth	Modular Width	Parametric Width	Laminate Price Group 1 Top	Wood Group 1 Top	Wood Top Group 2	Wood Top Group 3	Options
VLYSTLML	48"	96"	96"–107 <sup>15</sup> / <sub>16</sub> "	\$8133	\$8595	+\$264	+\$753	+\$ 98
		108"	108"–119 <sup>15</sup> / <sub>16</sub> "	\$8516	\$8991	+\$278	+\$789	+\$ 98
		120"	120"	\$8774	\$9260	+\$292	+\$828	+\$129



**For Canadian Pricing**

Multiply U.S. Price by the Canadian price factor.

► See page 1 for details.



## Cord Management Cover

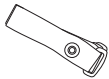


Standard Includes	Required to Specify
<ul style="list-style-type: none"> <li>▶ Need help? Product details, page 294</li> <li>• Cord management cover</li> </ul>	<ul style="list-style-type: none"> <li>1 Style number</li> <li>2 Length (see below under Required Selections)</li> </ul>

Length	Required Selections	U.S. Price	Required to Specify
	<ul style="list-style-type: none"> <li>• 72"L</li> <li>• 144"L</li> </ul>	<ul style="list-style-type: none"> <li>Price below</li> <li>Price below</li> </ul>	<ul style="list-style-type: none"> <li>Specify with 72"L.</li> <li>Specify with 144"L.</li> </ul>

Specification Information		
Style Number	U.S. Prices	
VLYCDM	\$47	\$100

## Attachment Strip Package



Standard Includes	Required to Specify
<ul style="list-style-type: none"> <li>▶ Need help? Product details, page 294</li> <li>• Attachment strip package</li> </ul>	<ul style="list-style-type: none"> <li>Style number</li> </ul>

Specification Information		
Style Number	U.S. Price	
VLYSTR	\$33	



**For Canadian Pricing**  
 Multiply U.S. Price by the Canadian price factor.  
 ▶ See page 1 for details.



---

# Turnstone Bassline

---

<b>Statement of Line</b>	<b>348</b>
--------------------------	------------

## Product Details

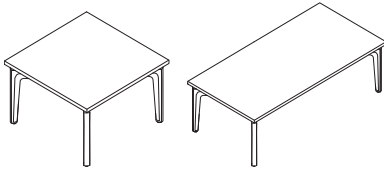
Occasional Tables	<b>351</b>
Base-Only Tables	<b>352</b>
Asymmetrical Tables	<b>354</b>
Box Top Tables	<b>358</b>
Storage	<b>360</b>
Bench Seating	<b>362</b>
Power	<b>364</b>

## Specifying

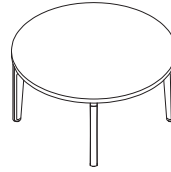
Square and Rectangular Tables	<b>366</b>
Round Tables	<b>368</b>
Oval Tables	<b>370</b>
Racetrack Tables	<b>372</b>
Base-Only Tables	<b>374</b>
Asymmetrical Tables	<b>376</b>
Box Top Tables	<b>378</b>
Standing Storage	<b>384</b>
Credenza	<b>386</b>
One Seat Bench	<b>388</b>
Two Seat Bench	<b>390</b>
Power	<b>392</b>

# Statement of Line

## Occasional Tables



Understanding  
 ▶ Page 351  
 Specifying  
 ▶ Page 366



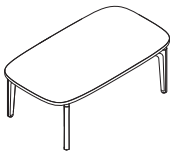
Understanding  
 ▶ Page 351  
 Specifying  
 ▶ Page 368

### Square and Rectangular Tables

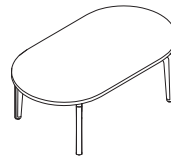
	18 <sup>7</sup> / <sub>8</sub> "W	28 <sup>3</sup> / <sub>4</sub> "W	36"W	54"W	60"W
18 <sup>7</sup> / <sub>8</sub> "D	●				
20"D			●		
24"D				●	
28 <sup>3</sup> / <sub>4</sub> "D		●			●

### Round Tables

25" Diameter	●
39" Diameter	●



Understanding  
 ▶ Page 351  
 Specifying  
 ▶ Page 370



Understanding  
 ▶ Page 351  
 Specifying  
 ▶ Page 372

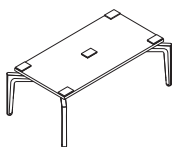
### Oval Tables

	36"W	54"W	60"W
20"D	●		
24"D		●	
28 <sup>3</sup> / <sub>4</sub> "D			●

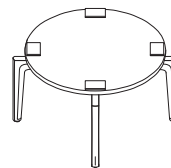
### Racetrack Tables

	36"W	54"W	60"W
20"D	●		
24"D		●	
28 <sup>3</sup> / <sub>4</sub> "D			●

## Base-Only Tables



Understanding  
 ▶ Page 352  
 Specifying  
 ▶ Page 374



Understanding  
 ▶ Page 352  
 Specifying  
 ▶ Page 374

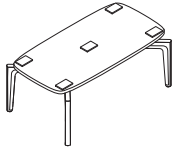
### Square and Rectangular Base-Only Tables

	18 <sup>7</sup> / <sub>8</sub> "W	28 <sup>3</sup> / <sub>4</sub> "W	36"W	44"W	54"W	60"W
18 <sup>7</sup> / <sub>8</sub> "D	●					
20"D			●			
22"D				●		
24"D					●	
28 <sup>3</sup> / <sub>4</sub> "D		●				●

### Round Base-Only Tables

25" Diameter	●
39" Diameter	●

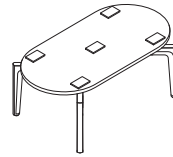
**Base-Only Tables, continued**



Understanding  
 ▶ Page 352  
 Specifying  
 ▶ Page 374

**Oval Base-Only Tables**

	36"W	44"W	54"W	60"W
20"D	●			
22"D		●		
24"D			●	
28 <sup>3</sup> / <sub>4</sub> "D				●



Understanding  
 ▶ Page 352  
 Specifying  
 ▶ Page 374

**Racetrack Base-Only Tables**

	36"W	44"W	54"W	60"W
20"D	●			
22"D		●		
24"D			●	
28 <sup>3</sup> / <sub>4</sub> "D				●

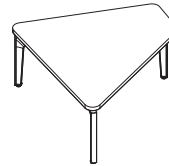
**Asymmetrical Tables**



Understanding  
 ▶ Page 354  
 Specifying  
 ▶ Page 376

**Small Asymmetrical Table**

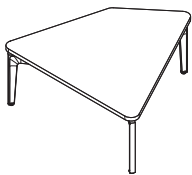
	22 <sup>1</sup> / <sub>8</sub> "W
26 <sup>3</sup> / <sub>4</sub> "D	●



Understanding  
 ▶ Page 354  
 Specifying  
 ▶ Page 376

**Medium Asymmetrical Table**

	26 <sup>2</sup> / <sub>5</sub> "W
34"D	●

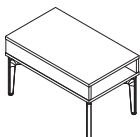


Understanding  
 ▶ Page 354  
 Specifying  
 ▶ Page 376

**Large Asymmetrical Table**

	29 <sup>3</sup> / <sub>4</sub> "W
35"D	●

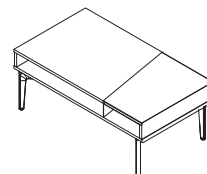
**Box Top Tables**



Understanding  
 ▶ Page 358  
 Specifying  
 ▶ Page 378

**Box Top Tables**

	18"W
25"D	●
30"D	●



Understanding  
 ▶ Page 358  
 Specifying  
 ▶ Page 380

**Box Top Coffee Table**

	54"W
25"D	●

**Box Top Tables, continued**



Understanding  
 ▶ Page 358  
 Specifying  
 ▶ Page 382


**Box Top Table with Bag Drop**

18"W

25"D ●

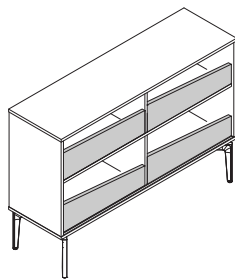
30"D ●

**Storage**



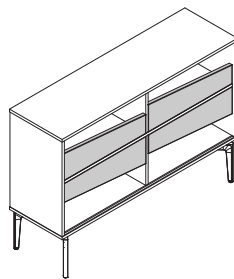
**Full Back Standing Storage**

Understanding  
 ▶ Page 360  
 Specifying  
 ▶ Page 384



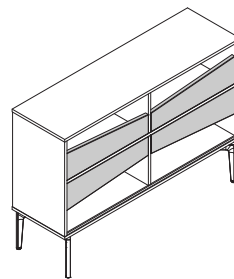
**Half Back Standing Storage**

Understanding  
 ▶ Page 360  
 Specifying  
 ▶ Page 384



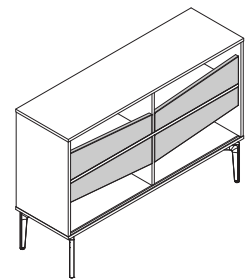
**Sideways Standing Storage**

Understanding  
 ▶ Page 360  
 Specifying  
 ▶ Page 384



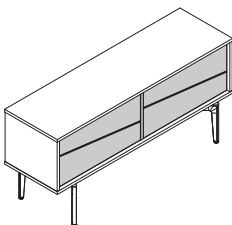
**Bowtie Standing Storage**

Understanding  
 ▶ Page 360  
 Specifying  
 ▶ Page 384



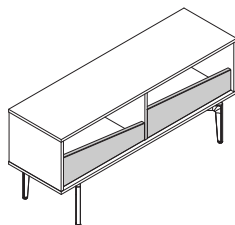
**Chevron Standing Storage**

Understanding  
 ▶ Page 360  
 Specifying  
 ▶ Page 384



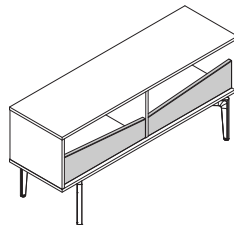
**Full Back Credenza**

Understanding  
 ▶ Page 360  
 Specifying  
 ▶ Page 386



**Half Back Credenza**

Understanding  
 ▶ Page 360  
 Specifying  
 ▶ Page 386



**Meet Me in the Middle Credenza**

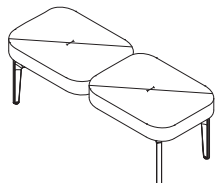
Understanding  
 ▶ Page 360  
 Specifying  
 ▶ Page 386

**Bench Seating**



**One Seat Bench**

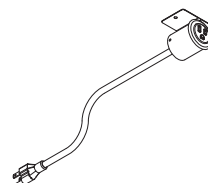
Understanding  
 ▶ Page 362  
 Specifying  
 ▶ Page 388



**Two Seat Bench**

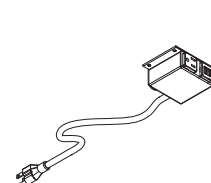
Understanding  
 ▶ Page 362  
 Specifying  
 ▶ Page 390

**Power**



**Round Power**

Understanding  
 ▶ Page 364  
 Specifying  
 ▶ Page 392



**Module Power**

Understanding  
 ▶ Page 364  
 Specifying  
 ▶ Page 392

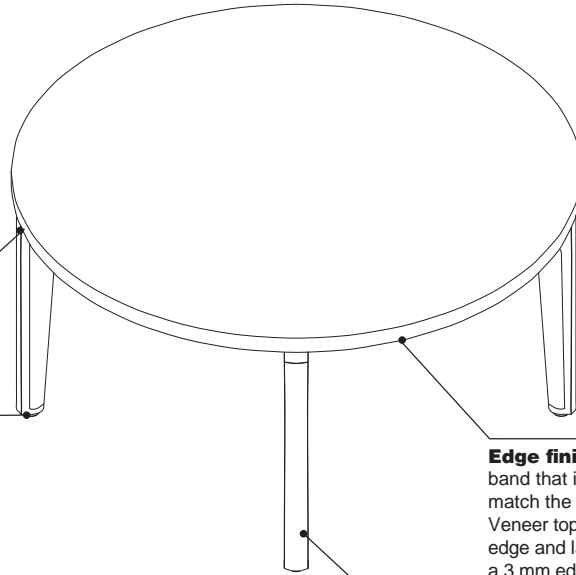
**Occasional tables** are available in round, square, rectangular, oval, and racetrack.

**Tables tops** are offered in Low-Pressure Laminate, High-Pressure Laminate, veneer, glass, and solid surface.

**Overall table height** is 13" including the legs, spacer, and table top.  
 ▶ Specifying, pages 366–372

**Tables tops** are 3/4" thick.

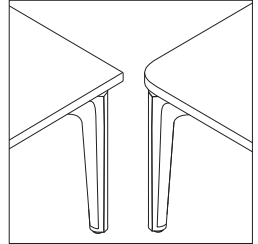
**Leveling glides** have 1/2" adjustability range to install tables on uneven floors.



**Edge finish** has an edge band that is defaulted to match the laminate surface. Veneer tops have a wood edge and laminate tops have a 3 mm edge.

**Leg height** is 12 1/4".

## Product Details



**Square and rectangular tables** have options for rounded corners or squared corners.

**Occasional tables and Bivi Rumble Seat legs** share the same visual aesthetic.

▶ See *Benching Specification Guide* for Bivi Rumble Seat information.

## Surface Materials

### Table tops

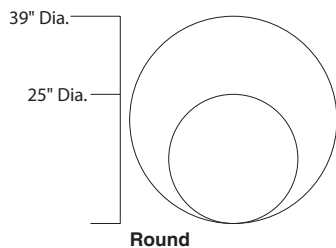
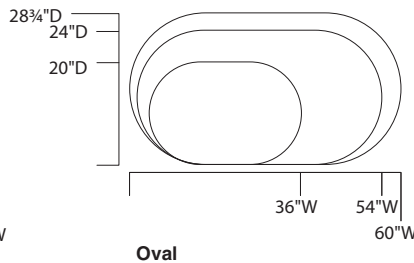
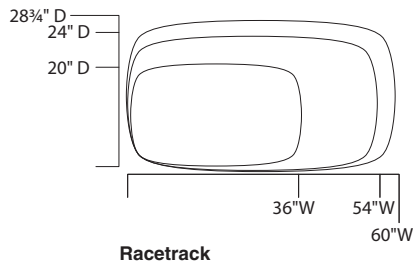
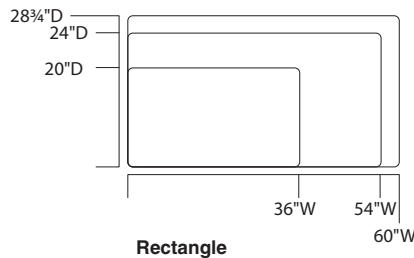
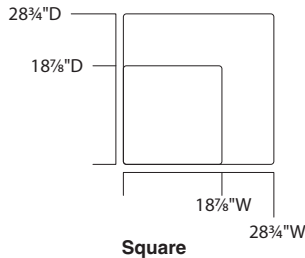
- Low-Pressure Laminate
- High-Pressure Laminate
- Open Line laminate
- Wood veneer
- Glass\*
- Solid surface\*

\*Note: Only available with round corners.

### Legs

- Paint

## Actual Dimensions



# Base-Only Tables

**Base-Only Tables** enable you to personalize your table with a custom top and make it your own.

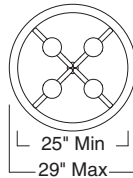
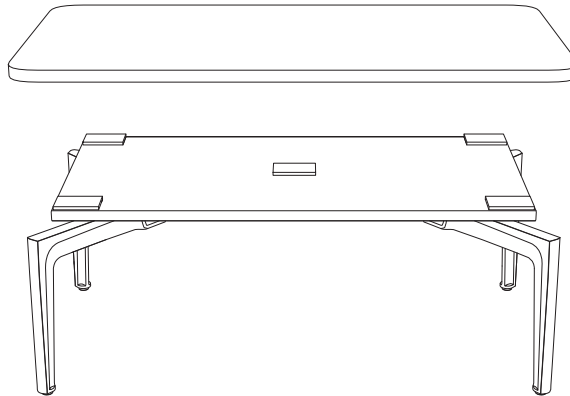
► Specifying page, 374

**The Base-Only Tables** come with a black  $\frac{3}{4}$ " Low-Pressure Laminate (LPL) platform in the shape specified. Adhere custom top to the platform using the provided 3M™ hook and loop fasteners.

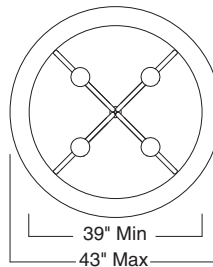
*Tip: Base-Only Tables platform is smaller than the legs. Custom top will extend beyond the platform to align with the legs.*

**Fully assembled tables** support a maximum weight of 800 pounds. This includes the weight of your custom top and any items put on the table.

*Tip: Base-Only Tables are only available in four leg shapes and sizes.*

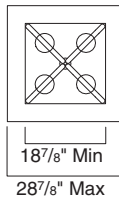


**25" Round Table**

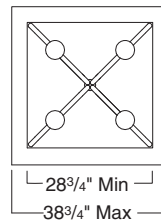


**39" Round Table**

**Your custom top for circle bases** may not extend more than 2" in any direction from the standard Base-Only Table size.



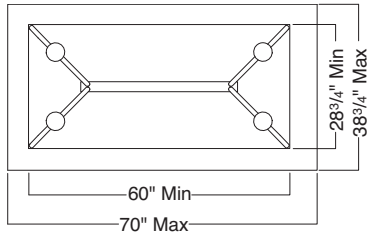
**18<sup>7</sup>/<sub>8</sub>" Square Table**



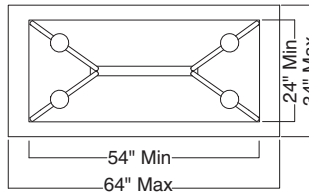
**28<sup>3</sup>/<sub>4</sub>" Square Table**

**Your custom top for square bases** may not extend more than 5" in any direction from the standard Base-Only Table size.

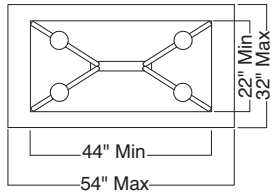




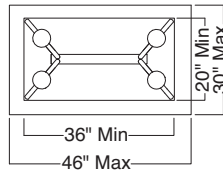
60" Rectangle Table



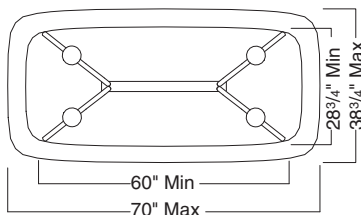
54" Rectangle Table



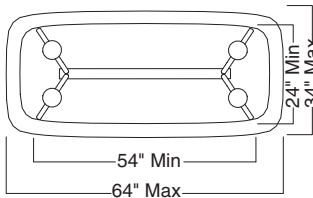
44" Rectangle Table



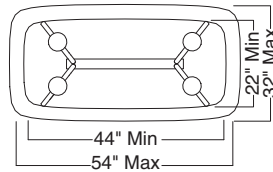
36" Rectangle Table



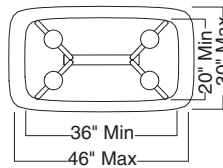
60" Oval Table



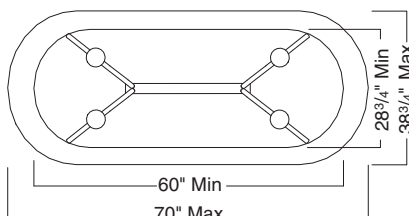
54" Oval Table



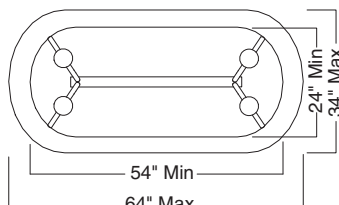
44" Oval Table



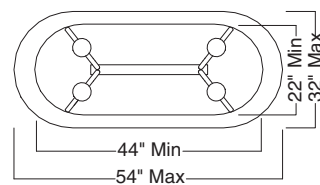
36" Oval Table



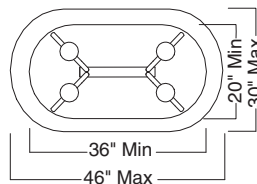
60" Racetrack Table



54" Racetrack Table



44" Racetrack Table



36" Racetrack Table

**Your custom top for rectangular, oval, and racetrack bases** may not extend more than 5" in any direction from the standard Base-Only Table size.

# Asymmetrical Tables

**Asymmetrical Tables** have an irregular shape and are offered in Low-Pressure Laminate, High-Pressure Laminate, veneer, glass, and solid surface.

**Overall table height** is 13" including the legs, spacer, and table top.  
▶ Specifying, page 376

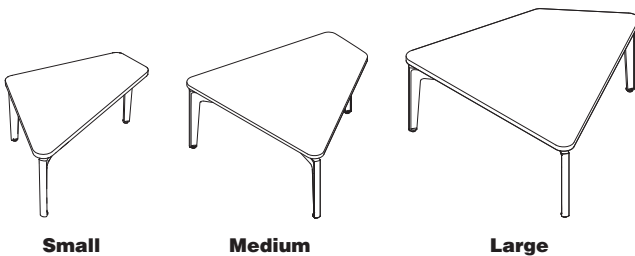
**Table tops** are  $\frac{3}{4}$ " thick.

**Leveling glides** have  $\frac{1}{2}$ " adjustability range to install tables on uneven floors.

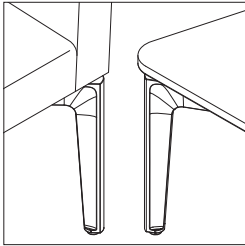
**Edge finish** has an edge band that is defaulted to match the laminate surface. Veneer tops have a wood edge and laminate tops have a 3 mm edge.

**Leg height** is  $12\frac{1}{4}$ ".

**Asymmetrical Tables** are available in small, medium, and large.



**Product Details**

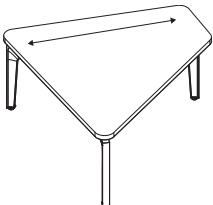


**Asymmetrical Tables and Bivi Rumble Seat legs** share the same visual aesthetic.  
 ▶ See *Benching Specification Guide* for Bivi Rumble Seat information.

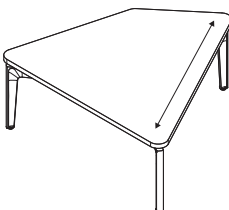
**Grain Directions**



**Small Asymmetrical Table**

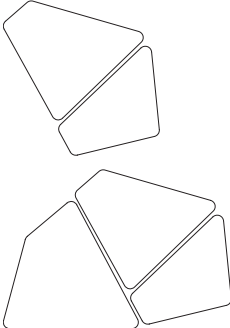


**Medium Asymmetrical Table**

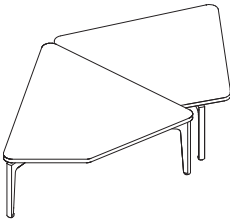


**Large Asymmetrical Table**

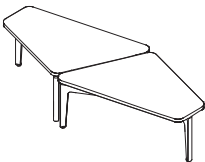
**Application Topics**



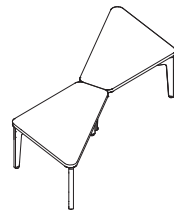
**Asymmetrical Tables** can be used separately or grouped together.



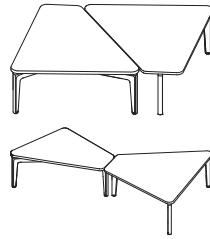
**Large Asymmetrical Table with Medium Asymmetrical Table** shown above.



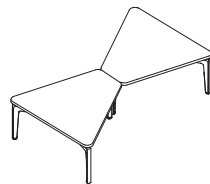
**Small Asymmetrical Table with Large Asymmetrical Table** shown above.



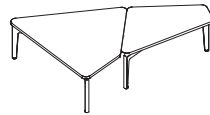
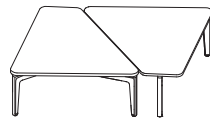
**Small Asymmetrical Table with Small Asymmetrical Table** shown above.



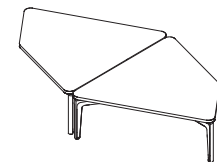
**Small Asymmetrical Table with Medium Asymmetrical Table** shown above.



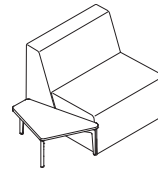
**Medium Asymmetrical Table with Medium Asymmetrical Table** shown above.



**Small Asymmetrical Table with Large Asymmetrical Table** shown above.



**Large Asymmetrical Table with Large Asymmetrical Table** shown above.



**Small Asymmetrical Table with Campfire Lounge** shown above.

**Surface Materials**

- Table tops**
- Low-Pressure Laminate
  - High-Pressure Laminate
  - Open Line laminate
  - Wood veneer
  - Glass
  - Solid surface

- Base**
- Paint

**Dimensions**

▶ Page 356

# Dimensions

## Asymmetrical

• Features • Overall  
Depth Width Height

### Asymmetrical Tables

#### Small

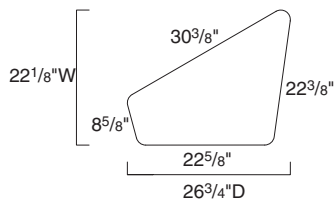
26<sup>3</sup>/<sub>4</sub>" 22<sup>1</sup>/<sub>8</sub>" 13"

#### Medium

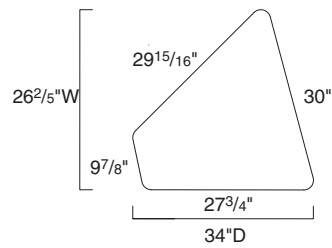
34" 26<sup>2</sup>/<sub>5</sub>" 13"

#### Large

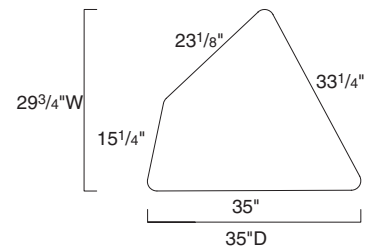
35" 29<sup>3</sup>/<sub>4</sub>" 13"



Small Asymmetrical Table



Medium Asymmetrical Table

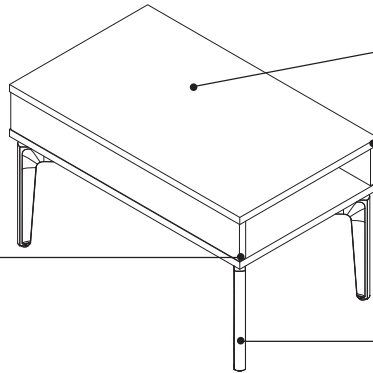


Large Asymmetrical Table



# Box Top Tables

**Box Top Tables** are offered in Low-Pressure Laminate, High-Pressure Laminate, and veneer with painted metal accents; location varies by table. The metal accent panel is available with or without a design.  
 ▶ Specifying pages, 378-383



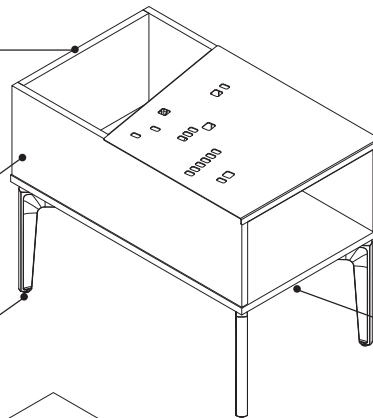
**The 25"D and 30"D Box Top Tables** have a metal accent panel inside the case. It is available with or without a design.

**Edge finish** has an edge band that is defaulted to match the laminate surface. Veneer tops have a wood edge and laminate tops have a 3 mm edge.

**Leg height** is 12<sup>1</sup>/<sub>4</sub>".

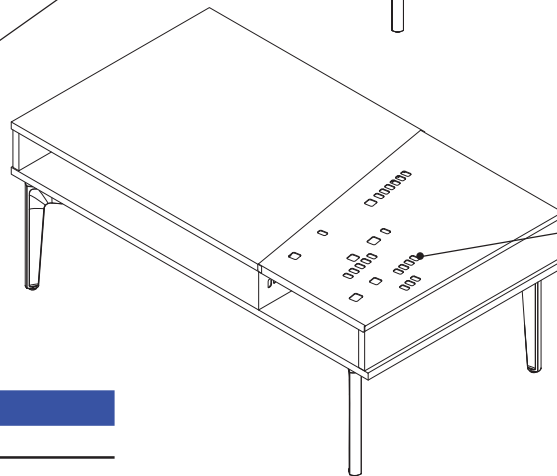
**Case of Box Top Tables** are 3/4" thick.

**Box Top Tables with Bag Drop** features a metal accent panel and unique top compartment for storing bags and personal items along with an open shelf in the front for additional display or storage. (Metal accent panel shown here with optional design.)



**Box Top Tables with Bag Drop** are available in two depths.

**All Bassline tables** have leveling glides with 1/2" adjustability range to install tables on uneven floors.



**Box Top Tables and Box Top Tables with Bag Drop** have pre-drilled pilot holes to accommodate power.

**Box Top Coffee Table** features a metal accent panel on the top and inside for visual interest (shown with optional design).

## Actual Dimensions

### Box Top Tables

Depth 25" or 30"

Width 18"

Height 18" or 23"

### Box Top Tables with Bag Drop

Depth 25" or 30"

Width 18"

Height 23"

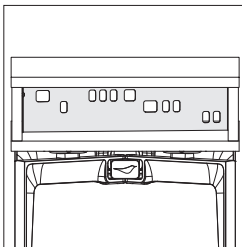
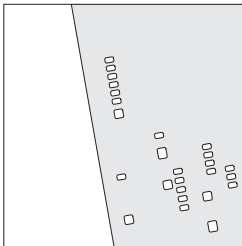
### Box Top Coffee Table

Depth 25"

Width 54"

Height 18"

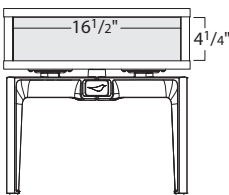
**Product Details**



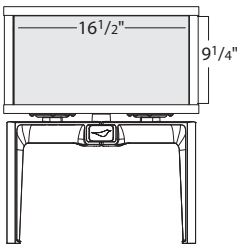
**Box Top Tables** have a standard metal accent panel that can be specified with or without a cut out design. Design shown on Box Top Table with Bag Drop (top) and a Box Top Table (bottom).

**If the cut out design** is specified, it will be applied to the metal accent panel.

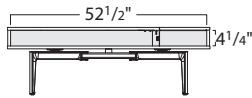
**Paint for metal accent panel and base** are specified separately allowing match or mix finishes.



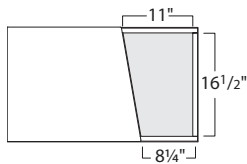
**18"H Box Top Table opening**



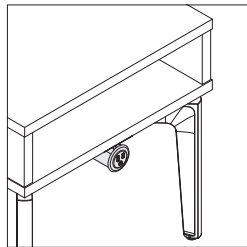
**23"H Box Top Table and Box Top Table with Bag Drop opening**



**Box Top Coffee Table opening**



**25"D and 30"D Bag Drop opening**



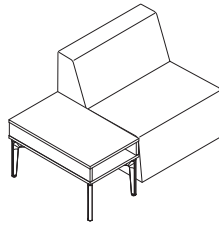
**Round and module power** available for Box Top Tables.

▶ See page 392

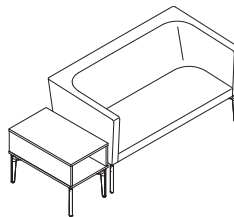
**Box Top Tables and Bivi Rumble Seat legs** share the same visual aesthetic.

▶ See *Benching Specification Guide* for Bivi Rumble Seat information.

**Application Topics**



**30"D Box Top Tables** align with Campfire Lounge.



**25"D Box Top Tables** align with the Freestanding Bivi Rumble Seat.

**Surface Materials**

**Table tops**

- Low-Pressure Laminate
- High-Pressure Laminate
- Open Line laminate
- Wood veneer

**Base**

- Paint

**Metal accent panel**

- Paint

# Storage

**Bassline Storage** is free-standing storage pieces that can also be used to divide spaces.

► Specifying pages, 384–386

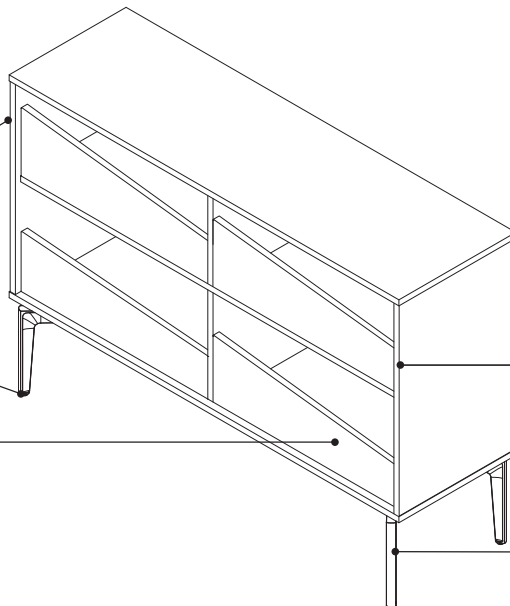
**Storage cases** are available in Low-Pressure Laminate, High-Pressure Laminate, and veneer with painted metal accent panels.

**Storage** is standard as one sided. A YinYang configuration is available to create openings on both sides for shared storage.

**Case sides** are  $\frac{3}{4}$ " thick.

**Leveling glides** have a  $\frac{1}{2}$ " adjustability range to install on uneven floors.

**Accent panels** are available in various configurations.



**Edge finish** has an edge band that is defaulted to match the laminate surface. Veneer cases have a wood edge and laminate tops have a 3 mm edge.

**Leg height** is  $12\frac{1}{4}$ ".

## Actual Dimensions

### Standing Storage

Depth 18"

Width 60"

Height 42"

### Credenza

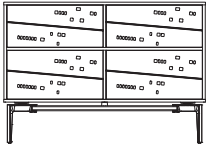
Depth 18"

Width 60"

Height  $28\frac{1}{2}$ "



**Product Details**



**Metal accent panels and sliding doors** are available with or without a cut out design. Design shown on Standing Storage with full back.

**If the cut out design** is specified, it will be applied to the metal accent panel. If design cut out is desired on sliding doors, select doors with design.

**Paint for metal accent panel and base** are specified separately allowing match or mix finishes.

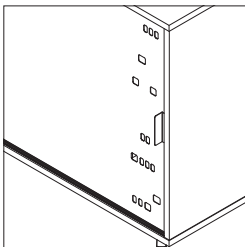
One Sided



Yin Yang

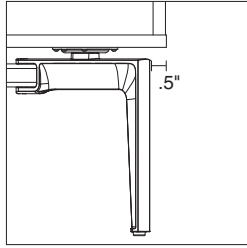


**Both Credenza and Standing Storage** can be one sided or YinYang to allow for access on both sides.

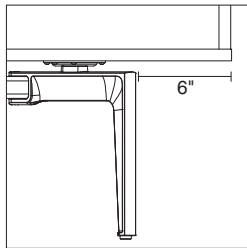


**Sliding doors** are an option on full back storage only.

**Sliding doors** are not available on full back units with the design cut out that are installed yin yang to prevent injury.



**Flush**



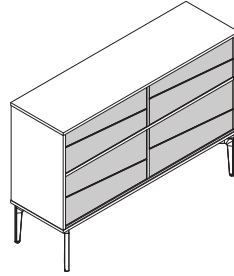
**Inset**

**Credenza and Standing Storage legs** can be specified in either flush or inset.


**Inset legs** are defaulted on the Credenza for a residential aesthetic.

**Flush legs** are defaulted on the Standing Storage for a clean aesthetic.

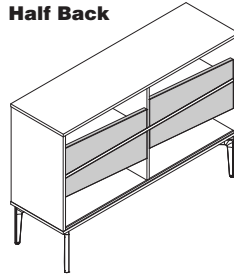
**When storage units are being used together,** option the legs the same for both units.




**Full Back**




**Half Back**



**Sideways**

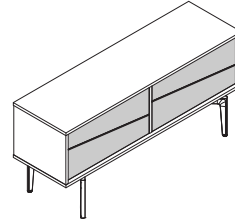


**Chevron**

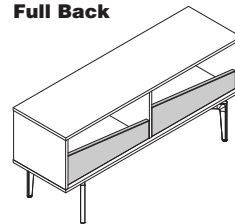


**Bowtie**

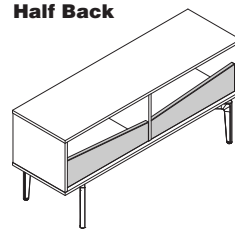
**Accent panel configurations for the Standing Height Storage** can be specified in five different configurations.



**Full Back**



**Half Back**

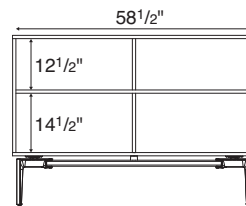


**Meet Me In The Middle**

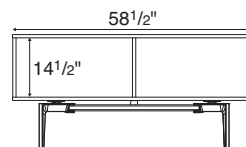
**Accent panel configurations for the Credenza** can be specified in three different configurations.

**Weight capacity** is 50 pounds per opening and 200 pounds on top.

**Dimensions**

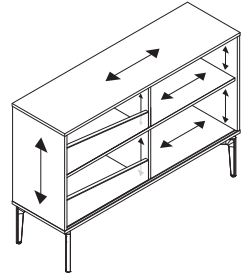


**Standing Storage**



**Credenza**

**Grain Direction**



**Laminate and wood grain direction for Standing Storage and Credenza** are shown above.

**Surface Materials**

**Case**

- Low-Pressure Laminate
- High-Pressure Laminate
- Open Line laminate
- Wood veneer

**Base**

- Paint

**Sliding Doors**

- Paint

**Metal accent panel**

- Paint
- Tip: Wood veneer cases have matching flat veneer profile edges.*

*Tip: Paint for the accent panels and base are specified separately allowing match or mix finishes.*

# Bench Seating

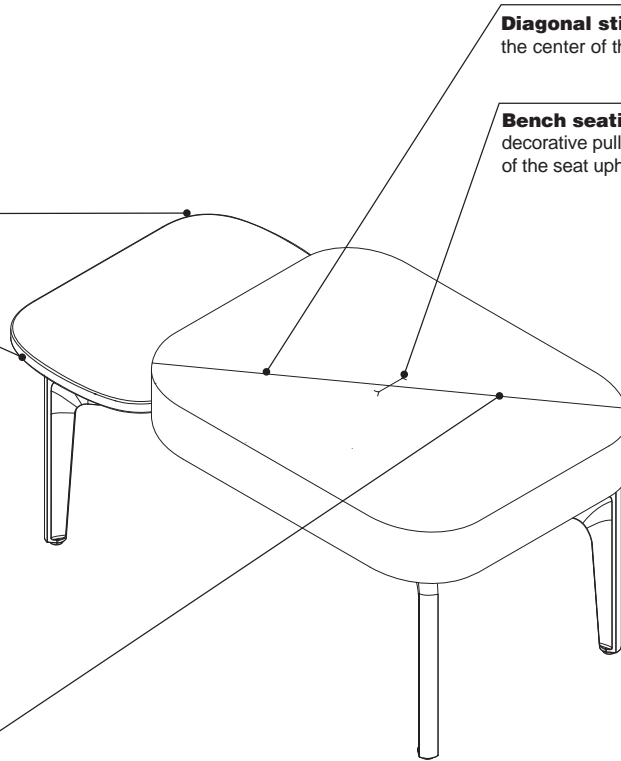
**Built on the same base as Bassline tables, Benches** act as seating, ottomans, or side tables. They are available in One Seat or Two Seat configurations.

**Overall height** is 17<sup>1</sup>/<sub>4</sub>" including the legs and seat.  
 ▶ Specifying pages, 390-391

**Side table corners** are rounded.

**Side table** has a table top thickness of <sup>3</sup>/<sub>4</sub>" and is available as an option on the One Seat Bench.

**Contrasting stitching** is optional on solid seat(s).



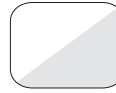
**Diagonal stitching** is in the center of the seat.

**Bench seating** has a decorative pull in the middle of the seat upholstery.

## Product Details



Solid Seat



Multicolor Seat

**One Seat Bench and One Seat Bench with Table** are available with a solid color seat or multicolor seat.

*Tip: Multicolor seat must be in the same fabric family.*



Solid Non-Contrasting Seat



Solid Contrasting Seat



One Solid Seat,  
One Multicolor Seat



Multicolor,  
Non-Contrasting Seats



Multicolor, Contrasting Seats

**Two Seat Bench** available as solid non-contrasting, solid contrasting, multicolor non-contrasting, multicolor contrasting, and one solid and one contrasting.

*Tip: Multicolor seats must be from the same color family.*

## Actual Dimensions

### One Seat Bench

Depth 18"

Width 24"

Height 17<sup>1</sup>/<sub>4</sub>"

### One Seat Bench with Side Table

Depth 18"

Width 36"

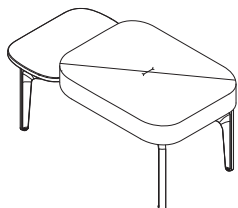
Height 17<sup>1</sup>/<sub>4</sub>"

### Two Seat Bench

Depth 18"

Width 48"

Height 17<sup>1</sup>/<sub>4</sub>"



**Side table** is available as an option on One Seat Bench. Side table is assembled on the right.

**When ordering multi-color upholstery on a One Seat Bench with a side table**, keep in mind where your color choices will be in regards to the seat front/seat back.

### Surface Materials

#### Seat

- Fabric

#### Contrasting Thread

- UB01 Charcoal
- UB02 Ash
- UB03 Powder Blue
- UB04 Evergreen
- UB05 Bright Red

#### Base

- Paint

#### Side table (optional)

- Low-Pressure Laminate
- High-Pressure Laminate
- Open Line laminate
- Wood

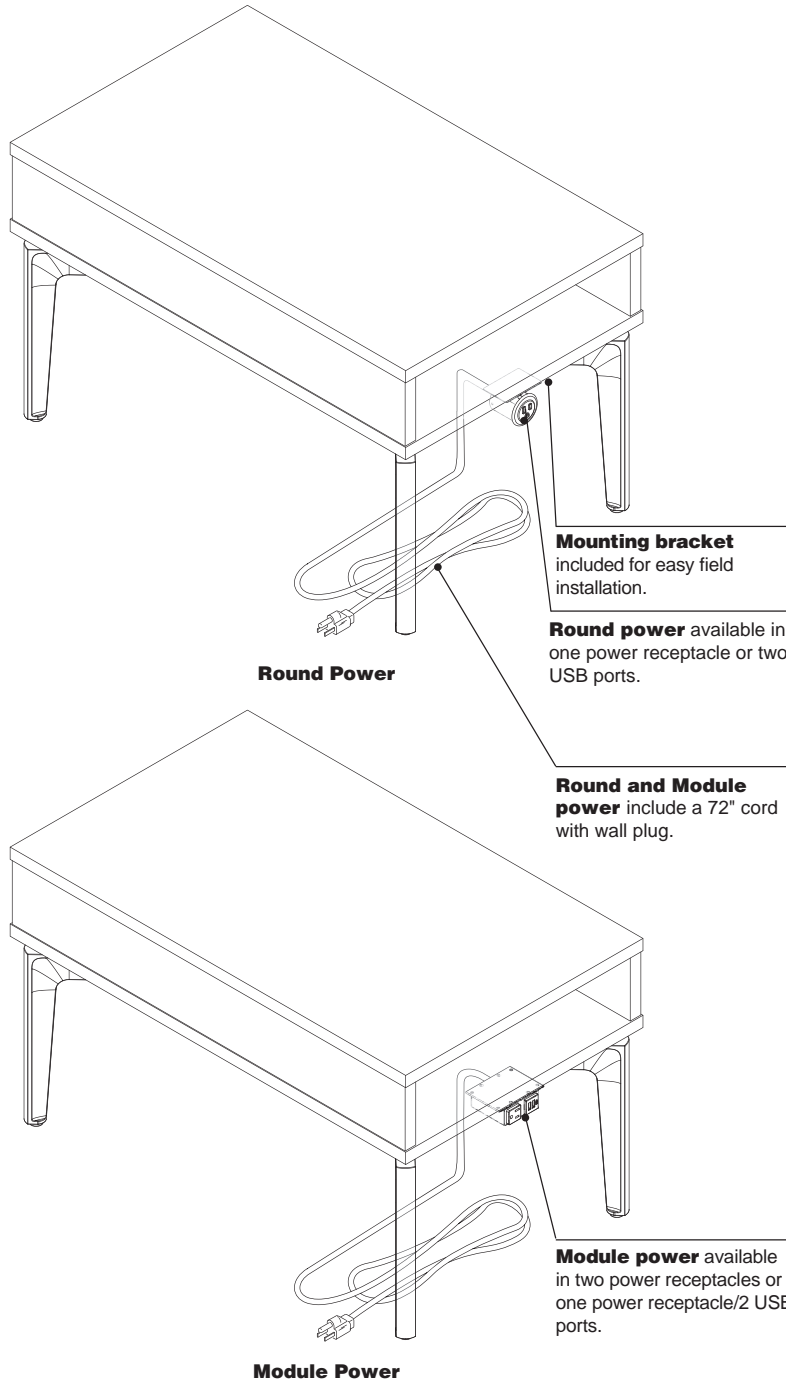
# Power

**Round and Module power** facilitate function and accessibility by bringing the power to the user.

**Round power** available in plastic colors to coordinate or accent in a space.

**Module power** available in black plastic only.  
 ▶ Specifying, page 392

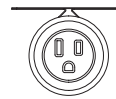
**Steelcase products** are designed and tested for code and standard compliance when installed and used as an integrated product solution in accordance with Steelcase application guidelines and installation instructions. However, the building owner or designated agent is responsible for verifying that the installation is in compliance with local codes and regulations.



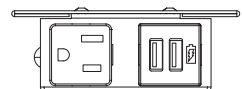
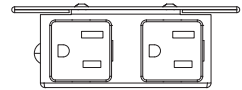
## Product Details

**Round or Module power** have been tested and approved for use with the Box Top Table, **TSBLNTBX**, and Box Top Table with Bag Drop, **TSBLNTBXB**.

**Box Top Tables and Box Top Tables with Bag Drop** have pre-drilled pilot holes to accommodate power.



**Round power** is available with one power receptacle or 2 USB ports.



**Module power** is available with two power receptacles or one power receptacle/2 USB ports.

**Round and Module power** include a 72" cord with wall plug.

**Wiring and Cabling**

**Round power** features one simplex 15-amp spill proof receptacle.

**Module power** features two simplex 15-amp receptacles.

**Round power** has optional dual USB ports and offers 2-amps per port. Module power has optional dual USB ports in place of one receptacle.

**All electrical components** are cULus listed to the appropriate industry standards in accordance with the National and Canadian Electrical code.

**Surface Materials**

**Round Power**

- 5U23 Blue Jay
- 6249 Platinum Solid
- 6337 Element
- 6338 Chili
- 6527 Merle

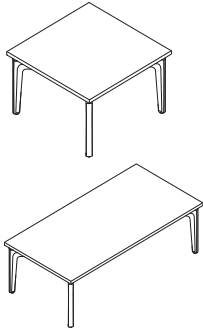
**Module Power**

- 6000 Black

**Bracket**

- 7360 Merle

# Square and Rectangular Tables



Tip: Overall table height is 13" including the legs and table top.

**For laminate group 2 and 3 pricing, please refer to the electronic catalog or SmartTools.**

Tip: Wood veneer tables have matching flat veneer profile edges.



**For Canadian Pricing**  
Multiply U.S. Price by the Canadian price factor.  
▶ See page 1 for details.

Standard Includes	Required to Specify
<ul style="list-style-type: none"> <li>▶ Need help? Product details, page 351</li> <li>• 3/4"-thick table top: Low-Pressure Laminate</li> <li>• 3 mm edge band: default color to match laminate</li> <li>• Base: paint price group 1</li> <li>• Glides</li> <li>• Ships ready to assemble</li> </ul>	<ol style="list-style-type: none"> <li>1 Style number</li> <li>2 Size (see below under Required Selections)</li> <li>3 Corner type (see below under Required Selections)</li> <li>4 Laminate color number for table top</li> <li>5 Paint color number for base</li> <li>6 Options, if selected (see below)</li> </ol> <p>▶ See <i>Surface Materials</i>, page 454.</p>

Required Selections	U.S Price	Required to Specify
<b>Size</b>		
• 18 <sup>7</sup> / <sub>8</sub> "D x 18 <sup>7</sup> / <sub>8</sub> "W	Prices at right	Specify size.
• 20"D x 36"W	Prices at right	Specify size.
• 28 <sup>3</sup> / <sub>4</sub> "D x 28 <sup>3</sup> / <sub>4</sub> "W	Prices at right	Specify size.
• 24"D x 54"W	Prices at right	Specify size.
• 28 <sup>3</sup> / <sub>4</sub> "D x 60"W	Prices at right	Specify size.
<b>Corner Type</b>		
• Rounded corners	No cost	Specify with rounded corners.
• Square corners	No cost	Specify with square corners.

Options	U.S Price	Required to Specify
<b>Surface Materials</b>		
<b>Table top</b>		
• High-Pressure Laminate price group 1		
– 18 <sup>7</sup> / <sub>8</sub> "D x 18 <sup>7</sup> / <sub>8</sub> "W	+\$ 97	Specify High-Pressure Laminate color number.
– 20"D x 36"W	+\$101	Specify High-Pressure Laminate color number.
– 28 <sup>3</sup> / <sub>4</sub> "D x 28 <sup>3</sup> / <sub>4</sub> "W	+\$101	Specify High-Pressure Laminate color number.
– 24"D x 54"W	+\$106	Specify High-Pressure Laminate color number.
– 28 <sup>3</sup> / <sub>4</sub> "D x 60"W	+\$109	Specify High-Pressure Laminate color number.
• High-Pressure Laminate price group 2	See information at left	Specify High-Pressure Laminate color number.
• High-Pressure Laminate price group 3	See information at left	Specify High-Pressure Laminate color number.
• Open Line laminate	+\$102 plus cost of laminate	▶ See <i>Surface Materials Reference Manual</i> .
• Wood group 1		
– 18 <sup>7</sup> / <sub>8</sub> "D x 18 <sup>7</sup> / <sub>8</sub> "W	+\$573	Specify wood color number.
– 20"D x 36"W	+\$596	Specify wood color number.
– 28 <sup>3</sup> / <sub>4</sub> "D x 28 <sup>3</sup> / <sub>4</sub> "W	+\$596	Specify wood color number.
– 24"D x 54"W	+\$632	Specify wood color number.
– 28 <sup>3</sup> / <sub>4</sub> "D x 60"W	+\$658	Specify wood color number.
• Wood group 2		
– 18 <sup>7</sup> / <sub>8</sub> "D x 18 <sup>7</sup> / <sub>8</sub> "W	+\$622	Specify wood color number.
– 20"D x 36"W	+\$645	Specify wood color number.
– 28 <sup>3</sup> / <sub>4</sub> "D x 28 <sup>3</sup> / <sub>4</sub> "W	+\$645	Specify wood color number.
– 24"D x 54"W	+\$686	Specify wood color number.
– 28 <sup>3</sup> / <sub>4</sub> "D x 60"W	+\$713	Specify wood color number.
• Wood group 3		
– 18 <sup>7</sup> / <sub>8</sub> "D x 18 <sup>7</sup> / <sub>8</sub> "W	+\$670	Specify wood color number.
– 20"D x 36"W	+\$698	Specify wood color number.
– 28 <sup>3</sup> / <sub>4</sub> "D x 28 <sup>3</sup> / <sub>4</sub> "W	+\$698	Specify wood color number.
– 24"D x 54"W	+\$737	Specify wood color number.
– 28 <sup>3</sup> / <sub>4</sub> "D x 60"W	+\$770	Specify wood color number.
• Customiz stain	No cost	Specify with <i>Customiz stain</i> . ▶ See <i>Surface Materials Reference Manual</i> .

▶ Options, continued on next page

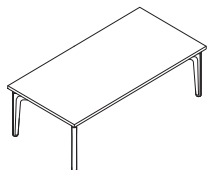
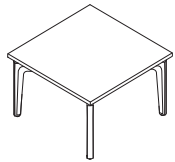
► Options, continued from previous page

Options	U.S Price	Required to Specify
<b>Surface Materials, continued</b>		
• Full-fill finish on wood group 1		
– 18 <sup>7</sup> / <sub>8</sub> "D x 18 <sup>7</sup> / <sub>8</sub> "W	+\$ 765	Specify full-fill finish number.
– 20"D x 36"W	+\$ 797	Specify full-fill finish number.
– 28 <sup>3</sup> / <sub>4</sub> "D x 28 <sup>3</sup> / <sub>4</sub> "W	+\$ 797	Specify full-fill finish number.
– 24"D x 54"W	+\$ 841	Specify full-fill finish number.
– 28 <sup>3</sup> / <sub>4</sub> "D x 60"W	+\$ 876	Specify full-fill finish number.
• Glass		
– 18 <sup>7</sup> / <sub>8</sub> "D x 18 <sup>7</sup> / <sub>8</sub> "W	+\$1070	Specify glass color number.
– 20"D x 36"W	+\$1884	Specify glass color number.
– 28 <sup>3</sup> / <sub>4</sub> "D x 28 <sup>3</sup> / <sub>4</sub> "W	+\$1893	Specify glass color number.
– 24"D x 54"W	+\$2074	Specify glass color number.
– 28 <sup>3</sup> / <sub>4</sub> "D x 60"W	+\$2284	Specify glass color number.
• Solid surface		
– 18 <sup>7</sup> / <sub>8</sub> "D x 18 <sup>7</sup> / <sub>8</sub> "W	+\$1829	Specify solid surface color number.
– 20"D x 36"W	+\$2344	Specify solid surface color number.
– 28 <sup>3</sup> / <sub>4</sub> "D x 28 <sup>3</sup> / <sub>4</sub> "W	+\$2350	Specify solid surface color number.
– 24"D x 54"W	+\$2723	Specify solid surface color number.
– 28 <sup>3</sup> / <sub>4</sub> "D x 60"W	+\$2764	Specify solid surface color number.
<b>Base</b>		
• Paint price group 1	No cost	Specify paint color number.
• Paint price group 2	+\$ 52	Specify paint color number.
• Paint price group 3	+\$ 105	Specify paint color number.

Tip: Glass and solid surface are only available with rounded corners.

Specification Information

Style Number	Dimensions		U.S. Base Price
	D	W	
TSBLNTRS	18 <sup>7</sup> / <sub>8</sub> "	18 <sup>7</sup> / <sub>8</sub> "	\$ 927
	20"	36"	\$ 963
	28 <sup>3</sup> / <sub>4</sub> "	28 <sup>3</sup> / <sub>4</sub> "	\$ 963
	24"	54"	\$1020
	28 <sup>3</sup> / <sub>4</sub> "	60"	\$1062



 **For Canadian Pricing**  
Multiply U.S. Price by the Canadian price factor.  
► See page 1 for details.

# Round Tables



Standard Includes	Required to Specify
<ul style="list-style-type: none"> <li>▶ Need help? Product details, page 351</li> <li>• 3/4"-thick table top: Low-Pressure Laminate</li> <li>• 3 mm edge band: default color to match laminate</li> <li>• Base: paint price group 1</li> <li>• Glides</li> <li>• Ships ready to assemble</li> </ul>	<ol style="list-style-type: none"> <li>1 Style number</li> <li>2 Size (see below under Required Selections)</li> <li>3 Laminate color number for table top</li> <li>4 Paint color number for base</li> <li>5 Options, if selected (see below)</li> </ol> <p>▶ See <i>Surface Materials</i>, page 454.</p>

	Required Selections	U.S Price	Required to Specify
<b>Size</b>	<ul style="list-style-type: none"> <li>• 25" diameter</li> <li>• 39" diameter</li> </ul>	<p>Prices below</p> <p>Prices below</p>	<p>Specify size.</p> <p>Specify size.</p>

	Options	U.S Price	Required to Specify
<b>Surface Materials</b>	<p><b>Table top</b></p> <ul style="list-style-type: none"> <li>• High-Pressure Laminate price group 1                             <ul style="list-style-type: none"> <li>– 25" diameter</li> <li>– 39" diameter</li> </ul> </li> <li>• High-Pressure Laminate price group 2</li> <li>• High-Pressure Laminate price group 3</li> <li>• Open Line laminate</li> <li>• Wood group 1                             <ul style="list-style-type: none"> <li>– 25" diameter</li> <li>– 39" diameter</li> </ul> </li> <li>• Wood group 2                             <ul style="list-style-type: none"> <li>– 25" diameter</li> <li>– 39" diameter</li> </ul> </li> <li>• Wood group 3                             <ul style="list-style-type: none"> <li>– 25" diameter</li> <li>– 39" diameter</li> </ul> </li> <li>• Customiz stain</li> <li>• Full-fill finish on wood group 1                             <ul style="list-style-type: none"> <li>– 25" diameter</li> <li>– 39" diameter</li> </ul> </li> <li>• Glass                             <ul style="list-style-type: none"> <li>– 25" diameter</li> <li>– 39" diameter</li> </ul> </li> <li>• Solid surface                             <ul style="list-style-type: none"> <li>– 25" diameter</li> <li>– 39" diameter</li> </ul> </li> </ul>	<p>+\$ 97</p> <p>+\$ 105</p> <p>See information at left</p> <p>See information at left</p> <p>+\$ 102 plus cost of laminate</p> <p>+\$ 573</p> <p>+\$ 622</p> <p>+\$ 622</p> <p>+\$ 675</p> <p>+\$ 670</p> <p>+\$ 727</p> <p>No cost</p> <p>+\$ 765</p> <p>+\$ 829</p> <p>+\$1075</p> <p>+\$1167</p> <p>+\$1829</p> <p>+\$1889</p>	<p>Specify High-Pressure Laminate color number.</p> <p>Specify High-Pressure Laminate color number.</p> <p>Specify High-Pressure Laminate color number.</p> <p>Specify High-Pressure Laminate color number.</p> <p>▶ See <i>Surface Materials Reference Manual</i>.</p> <p>Specify wood color number.</p> <p>Specify wood color number.</p> <p>Specify wood color number.</p> <p>Specify wood color number.</p> <p>Specify wood color number.</p> <p>Specify wood color number.</p> <p>Specify with <i>Customiz stain</i>.</p> <p>▶ See <i>Surface Materials Reference Manual</i>.</p> <p>Specify full-fill finish number.</p> <p>Specify full-fill finish number.</p> <p>Specify glass color number.</p> <p>Specify glass color number.</p> <p>Specify solid surface color number.</p> <p>Specify solid surface color number.</p>
	<p><b>Base</b></p> <ul style="list-style-type: none"> <li>• Paint price group 1</li> <li>• Paint price group 2</li> <li>• Paint price group 3</li> </ul>	<p>No cost</p> <p>+\$ 52</p> <p>+\$ 105</p>	<p>Specify paint color number.</p> <p>Specify paint color number.</p> <p>Specify paint color number.</p>

**For laminate group 2 and 3 pricing, please refer to the electronic catalog or SmartTools.**

*Tip: Wood veneer tables have matching flat veneer profile edges.*

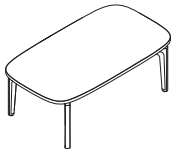
Specification Information		
Style Number	Diameter	U.S. Base Price
TSBLNTRD	25"	\$ 927
	39"	\$1005

**For Canadian Pricing**  
 Multiply U.S. Price by the Canadian price factor.  
 ▶ See page 1 for details.









**Specification Information**

Style Number	Dimensions		U.S. Base Price
	D	W	
TSBLNTOV	20"	36"	\$1020
	24"	54"	\$1073
	28 <sup>3</sup> / <sub>4</sub> "	60"	\$1117

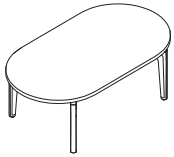


**For Canadian Pricing**

Multiply U.S. Price by the Canadian price factor.

▶ See page 1 for details.





Specification Information			
Style Number	Dimensions		U.S. Base Price
	D	W	
TSBLNTRT	20"	36"	\$1020
	24"	54"	\$1073
	28 <sup>3</sup> / <sub>4</sub> "	60"	\$1117

 **For Canadian Pricing**  
 Multiply U.S. Price by the Canadian price factor.  
 ▶ See page 1 for details.

# Base-Only Tables

Standard Includes	Required to Specify
<ul style="list-style-type: none"> <li>▶ Need help? Product details, page 352</li> <li>• ¾" black Low-Pressure Laminate platform with 3 mm edgeband</li> <li>• Base: paint price group 1</li> <li>• Glides</li> <li>• Hook and loop fasteners</li> <li>• Hardware pack</li> </ul>	<ol style="list-style-type: none"> <li>1 Style number</li> <li>2 Size (see below under Required Selections)</li> <li>3 Paint color number for base</li> <li>4 Options, if selected (see below)</li> </ol> <p>▶ See <i>Surface Materials</i>, page 454.</p>

*Tip: Base-Only Tables are only four leg tables.*

*Tip: Base-Only Tables have one additional size (22"D x 44"W) for rectangular, oval, and racetrack shapes as compared to the standard tables.*

*Tip: The platform acts as a shadow underneath your custom top and is 4" less than the standard sizes.*

Required Selections	U.S Price	Required to Specify
<b>Square/Rectangular Tables</b>		
• 18 <sup>7</sup> / <sub>8</sub> "D x 18 <sup>7</sup> / <sub>8</sub> "W	Prices below	Specify size.
• 28 <sup>3</sup> / <sub>4</sub> "D x 28 <sup>3</sup> / <sub>4</sub> "W	Prices below	Specify size.
• 20"D x 36"W	Prices below	Specify size.
• 22"D x 44"W	Prices below	Specify size.
• 24"D x 54"W	Prices below	Specify size.
• 28 <sup>3</sup> / <sub>4</sub> "D x 60"W	Prices below	Specify size.
<b>Round Tables</b>		
• 25" diameter	Prices below	Specify size.
• 39" diameter	Prices below	Specify size.
<b>Oval Tables</b>		
• 20"D x 36"W	Prices at right	Specify size.
• 22"D x 44"W	Prices at right	Specify size.
• 24"D x 54"W	Prices at right	Specify size.
• 28 <sup>3</sup> / <sub>4</sub> "D x 60"W	Prices at right	Specify size.
<b>Racetrack Tables</b>		
• 20"D x 36"W	Prices at right	Specify size.
• 22"D x 44"W	Prices at right	Specify size.
• 24"D x 54"W	Prices at right	Specify size.
• 28 <sup>3</sup> / <sub>4</sub> "D x 60"W	Prices at right	Specify size.

Options	U.S Price	Required to Specify
<b>Surface Materials</b>		
<b>Base</b>		
• Paint price group 1	No cost	Specify paint color number.
• Paint price group 2	+\$ 52	Specify paint color number.
• Paint price group 3	+\$105	Specify paint color number.

Specification Information			
Style Number	Dimensions		U.S. Base Price
	D	W	

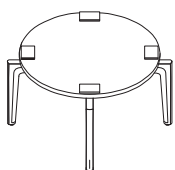
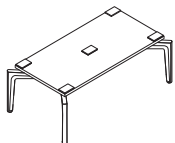
## Square/Rectangular Tables

TSBLNBRSM	D	W	U.S. Price
	18 <sup>7</sup> / <sub>8</sub> "	18 <sup>7</sup> / <sub>8</sub> "	\$ 881
	28 <sup>3</sup> / <sub>4</sub> "	28 <sup>3</sup> / <sub>4</sub> "	\$ 914
	20"	36"	\$ 914
	22"	44"	\$ 968
	24"	54"	\$ 992
	28 <sup>3</sup> / <sub>4</sub> "	60"	\$1011

## Round Tables

TSBLNBRDM	D	W	U.S. Price
	25"	N.A.	\$ 881
	39"	N.A.	\$ 956

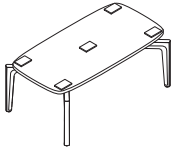
▶ **Specification Information, continued on next page**



► Specification Information, continued from previous page

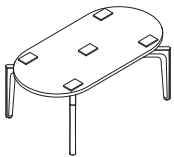
**Specification Information**

Style Number	Dimensions D W (Diameter for Round)	U.S. Base Price
--------------	---	-----------------



**Oval Tables**

Style Number	D	W	U.S. Base Price
TSBLNBOVM	20"	36"	\$ 968
	22"	44"	\$1019
	24"	54"	\$1041
	28¾"	60"	\$1061



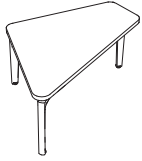
**Racetrack Tables**

Style Number	D	W	U.S. Base Price
TSBLNBRTM	20"	36"	\$ 968
	22"	44"	\$1019
	24"	54"	\$1041
	28¾"	60"	\$1061



**For Canadian Pricing**  
 Multiply U.S. Price by the Canadian price factor.  
 ► See page 1 for details.

# Asymmetrical Tables



Standard Includes	Required to Specify
<ul style="list-style-type: none"> <li>▶ Need help? Product details, page 354</li> <li>• 3/4"-thick table top: Low-Pressure Laminate</li> <li>• 3 mm edge band: default color to match laminate</li> <li>• Base: paint price group 1</li> <li>• Glides</li> <li>• Ships ready to assemble</li> </ul>	<ol style="list-style-type: none"> <li>1 Style number</li> <li>2 Laminate color number for table top</li> <li>3 Paint color number for base</li> <li>4 Options, if selected (see below)</li> </ol> <p>▶ See <i>Surface Materials</i>, page 454.</p>

Surface Materials	Options	U.S. Price	Required to Specify
	<b>Table top</b>		
	• High-Pressure Laminate price group 1		
	– Small	+\$ 98	Specify High-Pressure Laminate color number.
	– Medium	+\$ 101	Specify High-Pressure Laminate color number.
	– Large	+\$ 107	Specify High-Pressure Laminate color number.
	• High-Pressure Laminate price group 2	See information at left	Specify High-Pressure Laminate color number.
	• High-Pressure Laminate price group 3	See information at left	Specify High-Pressure Laminate color number.
	• Open Line laminate	+\$ 102 plus cost of laminate	▶ See <i>Surface Materials Reference Manual</i> .
	• Wood group 1		
	– Small	+\$ 585	Specify wood color number.
	– Medium	+\$ 601	Specify wood color number.
	– Large	+\$ 640	Specify wood color number.
	• Wood group 2		
	– Small	+\$ 744	Specify wood color number.
	– Medium	+\$ 758	Specify wood color number.
	– Large	+\$ 789	Specify wood color number.
	• Wood group 3		
	– Small	+\$ 809	Specify wood color number.
	– Medium	+\$ 819	Specify wood color number.
	– Large	+\$ 862	Specify wood color number.
	• Customiz stain	No cost	Specify with <i>Customiz stain</i> .
	▶ See <i>Surface Materials Reference Manual</i> .		
	• Full-fill finish on wood group 1		
	– Small	+\$ 856	Specify full-fill finish number.
	– Medium	+\$ 859	Specify full-fill finish number.
	– Large	+\$ 923	Specify full-fill finish number.
	• Glass		
	– Small	+\$1140	Specify glass color number.
	– Medium	+\$1142	Specify glass color number.
	– Large	+\$1250	Specify glass color number.
	• Solid surface		
	– Small	+\$1165	Specify solid surface color number.
	– Medium	+\$1203	Specify solid surface color number.
	– Large	+\$1277	Specify solid surface color number.
	<b>Base</b>		
	• Paint price group 1	No cost	Specify paint color number.
	• Paint price group 2	+\$ 52	Specify paint color number.
	• Paint price group 3	+\$ 105	Specify paint color number.

**For laminate group 2 and 3 pricing, please refer to the electronic catalog or SmartTools.**

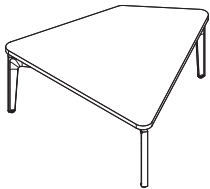
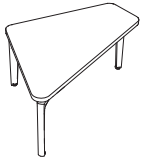
*Tip: Wood veneer tables have matching flat veneer profile edges.*



**For Canadian Pricing**  
 Multiply U.S. Price by the Canadian price factor.  
 ▶ See page 1 for details.



Tip: Overall table height is 13" including the base and table top.



**Specification Information**

• <b>Style</b>	• <b>U.S.</b>
• <b>Number</b>	• <b>Base</b>
•	• <b>Price</b>
•	•

**Small Asymmetrical Table**

**TSBLNT3LEGS**    \$ 950

**Medium Asymmetrical Table**

**TSBLNT3LEGM**    \$ 981

**Large Asymmetrical Table**

**TSBLNT3LEGL**    \$1043

 **For Canadian Pricing**  
 Multiply U.S. Price by the Canadian price factor.  
 ▶ See page 1 for details.

# Box Top Tables



Tip: Overall table width is 18".

For laminate group 2 and 3 pricing, please refer to the electronic catalog or SmartTools.

Tip: Wood veneer tables have matching flat veneer profile edges.

 **For Canadian Pricing**  
Multiply U.S. Price by the Canadian price factor.  
▶ See page 1 for details.

Standard Includes	Required to Specify
<ul style="list-style-type: none"> <li>▶ Need help? Product details, page 358</li> <li>• 3/4"-thick table top: Low-Pressure Laminate</li> <li>• 3 mm edge band: default color to match laminate</li> <li>• Base: paint price group 1</li> <li>• Metal accent panel: paint price group 1</li> <li>• Glides</li> <li>• Ships ready to assemble</li> </ul>	<ol style="list-style-type: none"> <li>1 Style number</li> <li>2 Size (see below under Required Selections)</li> <li>3 Laminate color number for table top</li> <li>4 Paint color number for base</li> <li>5 Paint color number for metal accent panel</li> <li>6 Options, if selected (see below)</li> </ol> <p>▶ See <i>Surface Materials</i>, page 454.</p>

Required Selections	U.S. Price	Required to Specify
<b>Size</b>		
• 25"D x 18"H	Prices at right	Specify size.
• 25"D x 23"H	Prices at right	Specify size.
• 30"D x 18"H	Prices at right	Specify size.
• 30"D x 23"H	Prices at right	Specify size.

Options	U.S. Price	Required to Specify
<b>Surface Materials</b>		
<b>Table top</b>		
• High-Pressure Laminate price group 1		
– 25"D x 18"H	+\$ 109	Specify High-Pressure Laminate color number.
– 25"D x 23"H	+\$ 113	Specify High-Pressure Laminate color number.
– 30"D x 18"H	+\$ 113	Specify High-Pressure Laminate color number.
– 30"D x 23"H	+\$ 123	Specify High-Pressure Laminate color number.
• High-Pressure Laminate price group 2	See information at left	Specify High-Pressure Laminate color number.
• High-Pressure Laminate price group 3	See information at left	Specify High-Pressure Laminate color number.
• Open Line laminate	+\$ 102 plus cost of laminate	▶ See <i>Surface Materials Reference Manual</i> .
• Wood group 1		
– 25"D x 18"H	+\$ 774	Specify wood color number.
– 25"D x 23"H	+\$ 828	Specify wood color number.
– 30"D x 18"H	+\$ 828	Specify wood color number.
– 30"D x 23"H	+\$ 860	Specify wood color number.
• Wood group 2		
– 25"D x 18"H	+\$ 950	Specify wood color number.
– 25"D x 23"H	+\$1021	Specify wood color number.
– 30"D x 18"H	+\$1021	Specify wood color number.
– 30"D x 23"H	+\$1057	Specify wood color number.
• Wood group 3		
– 25"D x 18"H	+\$1037	Specify wood color number.
– 25"D x 23"H	+\$1110	Specify wood color number.
– 30"D x 18"H	+\$1110	Specify wood color number.
– 30"D x 23"H	+\$1155	Specify wood color number.
• Customiz stain	No cost	Specify <i>with Customiz stain</i> .
▶ See <i>Surface Materials Reference Manual</i> .		
• Full-fill finish on wood group 1		
– 25"D x 18"H	+\$ 950	Specify full-fill finish number.
– 25"D x 23"H	+\$1021	Specify full-fill finish number.
– 30"D x 18"H	+\$1021	Specify full-fill finish number.
– 30"D x 23"H	+\$1057	Specify full-fill finish number.
<b>Base</b>		
• Paint price group 1	No cost	Specify paint color number.
• Paint price group 2	+\$ 52	Specify paint color number.
• Paint price group 3	+\$ 105	Specify paint color number.

▶ Options, continued on next page

► Options, continued from previous page

Options	U.S. Price	Required to Specify
<b>Surface Materials, continued</b> <b>Metal accent panel</b> <ul style="list-style-type: none"> <li>• Paint price group 1</li> <li>• Paint price group 2</li> <li>• Paint price group 3</li> </ul>	No cost +\$ 52 +\$105	Specify paint color number. Specify paint color number. Specify paint color number.
<b>Metal Accent Panel Design</b> <ul style="list-style-type: none"> <li>• No design</li> <li>• With design</li> </ul>	No cost +\$ 34	Specify <i>with no design</i> . Specify <i>with design</i> .
<b>Related Products</b> <ul style="list-style-type: none"> <li>• Power</li> </ul>		► Page 392

Tip: The optional design is applied to the metal accent panel when specified.

Specification Information

Style Number	Dimensions		U.S. Base Price
	D	H	
TSBLNTBX	25"	18"	\$1075
	25"	23"	\$1120
	30"	18"	\$1120
	30"	23"	\$1188



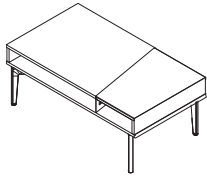
18"H Box Top Table



23"H Box Top Table

 **For Canadian Pricing**  
 Multiply U.S. Price by the Canadian price factor.  
 ► See page 1 for details.

# Box Top Coffee Table



Standard Includes		Required to Specify
<ul style="list-style-type: none"> <li>▶ Need help? Product details, page 358</li> </ul>	<ul style="list-style-type: none"> <li>• 3/4"-thick table top: Low-Pressure Laminate</li> <li>• 3 mm edge band: default color to match laminate</li> <li>• Base: paint price group 1</li> <li>• Metal accent panel: paint price group 1</li> <li>• Glides</li> <li>• Ships ready to assemble</li> </ul>	<ol style="list-style-type: none"> <li>1 Style number</li> <li>2 Laminate color number for table top</li> <li>3 Paint color number for base</li> <li>4 Paint color number for metal accent panel</li> <li>5 Options, if selected (see below)</li> </ol> <p>▶ See <i>Surface Materials</i>, page 454.</p>

**For laminate group 2 and 3 pricing, please refer to the electronic catalog or SmartTools.**

*Tip: Wood veneer tables have matching flat veneer profile edges.*

Options	U.S. Price	Required to Specify
<b>Surface Materials</b>		
<b>Table top</b>		
• High-Pressure Laminate price group 1	+\$ 135	Specify High-Pressure Laminate color number.
• High-Pressure Laminate price group 2	See information at left	Specify High-Pressure Laminate color number.
• High-Pressure Laminate price group 3	See information at left	Specify High-Pressure Laminate color number.
• Open Line laminate	+\$ 102 plus cost of laminate	▶ See <i>Surface Materials Reference Manual</i> .
• Wood group 1	+\$1477	Specify wood color number.
• Wood group 2	+\$1817	Specify wood color number.
• Wood group 3	+\$1982	Specify wood color number.
• Customiz stain	No cost	Specify <i>with Customiz stain</i> .
		▶ See <i>Surface Materials Reference Manual</i> .
• Full-fill finish on wood group 1	+\$1817	Specify full-fill finish number.
<b>Base</b>		
• Paint price group 1	No cost	Specify paint color number.
• Paint price group 2	+\$ 52	Specify paint color number.
• Paint price group 3	+\$ 105	Specify paint color number.
<b>Metal accent panel</b>		
• Paint price group 1	No cost	Specify paint color number.
• Paint price group 2	+\$ 52	Specify paint color number.
• Paint price group 3	+\$ 105	Specify paint color number.
<b>Metal Accent Panel Design</b>		
• No design	No cost	Specify <i>with no design</i> .
• With design	+\$ 34	Specify <i>with design</i> .

*Tip: The optional design is applied to the metal accent panel when specified.*

Specification Information				
• Dimensions			• Style	• U.S.
D	W	H	Number	Base Price
25"	54"	18"	<b>TSBLNTBXC</b>	\$1312

*Tip: Overall table height is 18" including the base and table top.*



**For Canadian Pricing**  
 Multiply U.S. Price by the Canadian price factor.  
 ▶ See page 1 for details.



# Box Top Tables with Bag Drop



	Standard Includes	Required to Specify
▶ Need help? Product details, page 358	<ul style="list-style-type: none"> <li>• 3/4"-thick table top: Low-Pressure Laminate</li> <li>• 3 mm edge band: default color to match laminate</li> <li>• Base: paint price group 1</li> <li>• Metal accent panel: paint price group 1</li> <li>• Glides</li> <li>• Ships ready to assemble</li> </ul>	<ol style="list-style-type: none"> <li>1 Style number</li> <li>2 Size (see below under Required Selections)</li> <li>3 Laminate color number for table top</li> <li>4 Paint color number for base</li> <li>5 Paint color number for metal accent panel</li> <li>6 Options, if selected (see below)</li> </ol> <p>▶ See <i>Surface Materials</i>, page 454.</p>

	Required Selections	U.S. Price	Required to Specify
<b>Size</b>	<ul style="list-style-type: none"> <li>• 25"D x 23"H</li> <li>• 30"D x 23"H</li> </ul>	<p>Prices at right</p> <p>Prices at right</p>	<p>Specify size.</p> <p>Specify size.</p>

	Options	U.S. Price	Required to Specify
<b>Surface Materials</b>	<b>Table top</b>		
	• High-Pressure Laminate price group 1		
	– 25"D x 23"H	+\$ 133	Specify High-Pressure Laminate color number.
	– 30"D x 23"H	+\$ 135	Specify High-Pressure Laminate color number.
	• High-Pressure Laminate price group 2	See information at left	Specify High-Pressure Laminate color number.
	• High-Pressure Laminate price group 3	See information at left	Specify High-Pressure Laminate color number.
	• Open Line laminate	+\$ 102 plus cost of laminate	▶ See <i>Surface Materials Reference Manual</i> .
	• Wood group 1		
	– 25"D x 23"H	+\$ 788	Specify wood color number.
	– 30"D x 23"H	+\$ 824	Specify wood color number.
	• Wood group 2		
	– 25"D x 23"H	+\$ 969	Specify wood color number.
	– 30"D x 23"H	+\$1014	Specify wood color number.
• Wood group 3			
– 25"D x 23"H	+\$1056	Specify wood color number.	
– 30"D x 23"H	+\$1103	Specify wood color number.	
• Customiz stain	No cost	Specify <i>with Customiz stain</i> .	
▶ See <i>Surface Materials Reference Manual</i> .			
• Full-fill finish on wood group 1			
– 25"D x 23"H	+\$ 969	Specify full-fill finish number.	
– 30"D x 23"H	+\$1014	Specify full-fill finish number.	
<b>Base</b>			
• Paint price group 1	No cost	Specify paint color number.	
• Paint price group 2	+\$ 52	Specify paint color number.	
• Paint price group 3	+\$ 105	Specify paint color number.	
<b>Metal accent panel</b>			
• Paint price group 1	No cost	Specify paint color number.	
• Paint price group 2	+\$ 52	Specify paint color number.	
• Paint price group 3	+\$ 105	Specify paint color number.	

	Metal Accent Panel Design	U.S. Price	Required to Specify
	• No design	No cost	Specify <i>with no design</i> .
	• With design	+\$ 34	Specify <i>with design</i> .

	Related Products	
	• Power	▶ Page 392

**For laminate group 2 and 3 pricing, please refer to the electronic catalog or SmartTools.**

*Tip: Wood veneer tables have matching flat veneer profile edges.*

*Tip: The optional design is applied to the metal accent panel when specified.*

 **For Canadian Pricing**  
 Multiply U.S. Price by the Canadian price factor.  
 ▶ See page 1 for details.

**Specification Information**

Style Number	Dimensions		U.S. Base Price
	D	H	
TSBLNTBxB	25"	23"	\$1284
	30"	23"	\$1336



Tip: Overall table width is 18".

Tip: Size of bag drop opening is the same for both 25"D and 30"D tables.

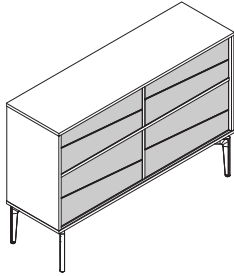


**For Canadian Pricing**

Multiply U.S. Price by the Canadian price factor.

▶ See page 1 for details.

# Standing Storage



Tip: Full back Standing Storage shown.

Tip: Leg type will default to flush for Standing Storage.

**For laminate group 2 and 3 pricing, please refer to the electronic catalog or SmartTools.**

Tip: Wood veneer cases have matching flat veneer profile edges.

Tip: The optional design is applied to the metal accent panel when specified.

Tip: Sliding doors are only available on the full back storage.

Tip: If full back storage with YinYang panel position and accent panel with design are both selected, doors are not available.



**For Canadian Pricing**  
Multiply U.S. Price by the Canadian price factor.  
▶ See page 1 for details.

Standard Includes	Required to Specify
<ul style="list-style-type: none"> <li>▶ Need help? Product details, page 360</li> <li>• Case: Low-Pressure Laminate (LPL)</li> <li>• 3 mm edge band: default color to match laminate</li> <li>• Base: paint price group 1</li> <li>• Metal accent panels: paint price group 1</li> <li>• Glides</li> <li>• Ships ready to assemble</li> </ul>	<ol style="list-style-type: none"> <li>1 Style number</li> <li>2 Panel position for metal accent panels (see below under Required Selections)</li> <li>3 Leg type for base (see below under Required Selections)</li> <li>4 Low-Pressure Laminate color number for case</li> <li>5 Paint color number for base</li> <li>6 Paint color number for metal accent panel</li> <li>7 Options, if selected</li> </ol> <p>▶ See <i>Surface Materials</i>, page 454.</p>

Required Selections	U.S. Price	Required to Specify
<b>Panel Position</b> <ul style="list-style-type: none"> <li>• One sided</li> <li>• Yin yang</li> </ul>	No cost No cost	Specify <i>with one sided panel position</i> . Specify <i>with yin yang panel position</i> .
<b>Leg Type</b> <ul style="list-style-type: none"> <li>• Inset</li> <li>• Flush</li> </ul>	No cost No cost	Specify <i>with inset leg type</i> . Specify <i>with flush leg type</i> .

Options	U.S. Price	Required to Specify
<b>Surface Materials</b> <ul style="list-style-type: none"> <li>• <b>Case</b> <ul style="list-style-type: none"> <li>• High-Pressure Laminate price group 1</li> <li>• High-Pressure Laminate price group 2</li> <li>• High-Pressure Laminate price group 3</li> <li>• Open Line laminate</li> </ul> </li> <li>• Wood group 1</li> <li>• Wood group 2</li> <li>• Wood group 3</li> <li>• Customiz stain</li> <li>• Full-fill finish on wood group 1</li> </ul>	+\$ 307  See information at left See information at left +\$ 102 plus cost of laminate +\$1839 +\$2262 +\$2463 No cost +\$2262	Specify High-Pressure Laminate color number. Specify High-Pressure Laminate color number. Specify High-Pressure Laminate color number. ▶ See <i>Surface Materials Reference Manual</i> .  Specify wood color number. Specify wood color number. Specify wood color number. Specify <i>with Customiz stain</i> . ▶ See <i>Surface Materials Reference Manual</i> . Specify full-fill finish number.
<ul style="list-style-type: none"> <li>• <b>Base</b> <ul style="list-style-type: none"> <li>• Paint price group 1</li> <li>• Paint price group 2</li> <li>• Paint price group 3</li> </ul> </li> <li>• <b>Metal accent panel</b> <ul style="list-style-type: none"> <li>• Paint price group 1</li> <li>• Paint price group 2</li> <li>• Paint price group 3</li> </ul> </li> </ul>	No cost +\$ 52 +\$ 105  No cost +\$ 52 +\$ 105	Specify paint color number. Specify paint color number. Specify paint color number.  Specify paint color number. Specify paint color number. Specify paint color number.
<b>Metal Accent Panel Design</b> <ul style="list-style-type: none"> <li>• No design</li> <li>• With design</li> </ul>	No cost +\$ 34	Specify <i>with no design</i> . Specify <i>with design</i> .
<b>Sliding Doors</b> <ul style="list-style-type: none"> <li>• No doors</li> <li>• Doors without design</li> <li>• Doors with design</li> </ul>	No cost +\$ 822 +\$ 857	Specify <i>with no doors</i> . Specify <i>with doors without design</i> . Specify <i>with doors and design</i> .
<ul style="list-style-type: none"> <li>• <b>Paint on sliding doors, if selected</b> <ul style="list-style-type: none"> <li>• Paint price group 1</li> <li>• Paint price group 2</li> <li>• Paint price group 3</li> </ul> </li> </ul>	No cost +\$ 52 +\$ 105	Specify paint color number. Specify paint color number. Specify paint color number.

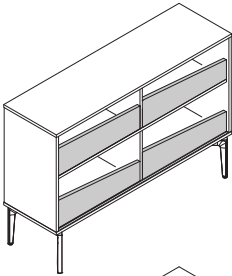


**Specification Information**

Dimensions			Style	U.S.
D	W	H	Number	Base Price

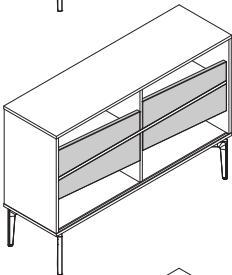
**Half Back**

18"	60"	42"	<b>TSBLNSTS2</b>	\$2802
-----	-----	-----	------------------	--------



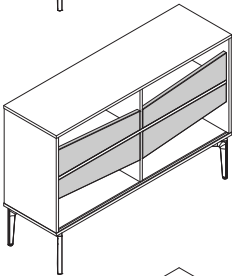
**Sideways**

18"	60"	42"	<b>TSBLNSTS3</b>	\$2802
-----	-----	-----	------------------	--------



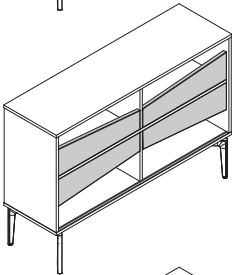
**Chevron**

18"	60"	42"	<b>TSBLNSTS4</b>	\$2802
-----	-----	-----	------------------	--------




**Bowtie**

18"	60"	42"	<b>TSBLNSTS5</b>	\$2802
-----	-----	-----	------------------	--------



**Full Back**

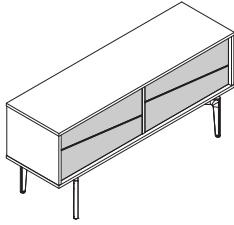
18"	60"	42"	<b>TSBLNSTS1</b>	\$2939
-----	-----	-----	------------------	--------



 **For Canadian Pricing**  
 Multiply U.S. Price by the Canadian price factor.  
 ▶ See page 1 for details.

Bassline

# Credenza



Tip: Full back Credenza shown.

Standard Includes		Required to Specify
▶ Need help? Product details, page 360	<ul style="list-style-type: none"> <li>Case: Low-Pressure Laminate (LPL)</li> <li>3 mm edge band: default color to match laminate</li> <li>Base: paint price group 1</li> <li>Metal accent panels: paint price group 1</li> <li>Glides</li> <li>Ships ready to assemble</li> </ul>	<ol style="list-style-type: none"> <li>Style number</li> <li>Panel position for metal accent panels (see below under Required Selections)</li> <li>Leg type for base (see below under Required Selections)</li> <li>Low-Pressure Laminate color number for case</li> <li>Paint color number for base</li> <li>Paint color number for metal accent panel</li> <li>Options, if selected</li> </ol> <p>▶ See <i>Surface Materials</i>, page 454.</p>

Tip: Leg type will default to inset for Credenza.

Required Selections	U.S. Price	Required to Specify
<b>Panel Position</b> <ul style="list-style-type: none"> <li>One sided</li> <li>Yin yang</li> </ul>	No cost No cost	Specify with one sided panel position. Specify with Yin yang panel position.
<b>Leg Type</b> <ul style="list-style-type: none"> <li>Inset</li> <li>Flush</li> </ul>	No cost No cost	Specify with inset leg type. Specify with flush leg type.

**For laminate group 2 and 3 pricing, please refer to the electronic catalog or SmartTools.**

Tip: Wood veneer cases have matching flat veneer profile edges.

Options	U.S. Price	Required to Specify
<b>Surface Materials</b> <ul style="list-style-type: none"> <li><b>Case</b> <ul style="list-style-type: none"> <li>High-Pressure Laminate price group 1</li> <li>High-Pressure Laminate price group 2</li> <li>High-Pressure Laminate price group 3</li> <li>Open Line laminate</li> <li>Wood group 1</li> <li>Wood group 2</li> <li>Wood group 3</li> <li>Customiz stain</li> </ul> </li> <li>Full-fill finish on wood group 1</li> </ul>	+\$ 208  See information at left  See information at left  +\$ 102 plus cost of laminate +\$1240 +\$1526 +\$1663 No cost  +\$1526	Specify High-Pressure Laminate color number. Specify High-Pressure Laminate color number. Specify High-Pressure Laminate color number. ▶ See <i>Surface Materials Reference Manual</i> .  Specify wood color number. Specify wood color number. Specify wood color number. Specify with Customiz stain. ▶ See <i>Surface Materials Reference Manual</i> . Specify full-fill finish number.
<ul style="list-style-type: none"> <li><b>Base</b> <ul style="list-style-type: none"> <li>Paint price group 1</li> <li>Paint price group 2</li> <li>Paint price group 3</li> </ul> </li> <li><b>Metal accent panel</b> <ul style="list-style-type: none"> <li>Paint price group 1</li> <li>Paint price group 2</li> <li>Paint price group 3</li> </ul> </li> </ul>	No cost +\$ 52 +\$ 105  No cost +\$ 52 +\$ 105	Specify paint color number. Specify paint color number. Specify paint color number.  Specify paint color number. Specify paint color number. Specify paint color number.
<b>Metal Accent Panel Design</b> <ul style="list-style-type: none"> <li>No design</li> <li>With design</li> </ul>	No cost +\$ 34	Specify with no design. Specify with design.
<b>Sliding Doors</b> <ul style="list-style-type: none"> <li>No doors</li> <li>Doors without design</li> <li>Doors with design</li> </ul>	No cost +\$ 412 +\$ 446	Specify with no doors. Specify with doors without design. Specify with doors and design.
<b>Paint on sliding doors, if selected</b> <ul style="list-style-type: none"> <li>Paint price group 1</li> <li>Paint price group 2</li> <li>Paint price group 3</li> </ul>	No cost +\$ 52 +\$ 105	Specify paint color number. Specify paint color number. Specify paint color number.

Tip: The optional design is applied to the metal accent panel when specified.

Tip: Sliding doors are only available on the full back storage.

Tip: If full back storage with YinYang panel position and accent panel with design are both selected, doors are not available.



**For Canadian Pricing**  
Multiply U.S. Price by the Canadian price factor.  
▶ See page 1 for details.

**Specification Information**

Dimensions			Style Number	U.S. Base Price
D	W	H		

**Half Back**

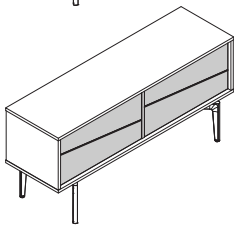
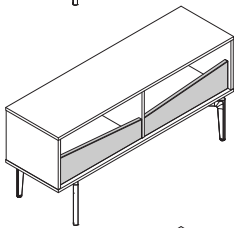
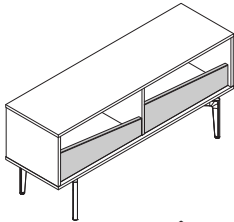
18"	60"	28½"	<b>TSBLNSTC2</b>	\$1916
-----	-----	------	------------------	--------

**Meet Me In The Middle**

18"	60"	28½"	<b>TSBLNSTC3</b>	\$1916
-----	-----	------	------------------	--------

**Full Back**

18"	60"	28½"	<b>TSBLNSTC1</b>	\$1981
-----	-----	------	------------------	--------




Tip: Leg type will default to inset for Credenza.

 **For Canadian Pricing**  
 Multiply U.S. Price by the Canadian price factor.  
 ▶ See page 1 for details.

# One Seat Bench



Tip: All benches have a diagonal seam, regardless if they are solid or multicolor.



Tip: Multicolor seats have contrasting color within the same fabric family. (For example, 5H16 specified on front and 5H19 specified on back; both are Billiard Multi-Use by DesignTex.)

Standard Includes		Required to Specify
<ul style="list-style-type: none"> <li>▶ Need help? Product details, page 362</li> </ul>	<ul style="list-style-type: none"> <li>Upholstered seat: fabric price group 1</li> <li>Base: paint price group 1</li> <li>Side table, if selected: Low-Pressure Laminate</li> </ul>	<ol style="list-style-type: none"> <li>Style number</li> <li>Color scheme (see below under Required Selections)</li> <li>Fabric color number for seat</li> <li>Paint color number for base</li> <li>Low-Pressure Laminate color number for side table, if selected</li> <li>Options, if selected (see below)</li> </ol> <ul style="list-style-type: none"> <li>▶ See <i>Surface Materials</i>, page 454.</li> </ul>

Required Selections	U.S. Price	Required to Specify
<b>Color Scheme</b> <ul style="list-style-type: none"> <li>Solid seat</li> <li>Multicolor seat</li> </ul>	<ul style="list-style-type: none"> <li>No cost</li> <li>+\$ 70</li> </ul>	<ul style="list-style-type: none"> <li>Specify solid seat color scheme.</li> <li>Specify multicolor seat color scheme.</li> </ul>

Options	U.S. Price	Required to Specify
<b>Surface Materials</b> <p><b>Solid seat</b></p> <ul style="list-style-type: none"> <li>Fabric price group 1</li> <li>Fabric price group 2</li> <li>Fabric price group 3</li> <li>Fabric price group 4</li> <li>Fabric price group 5</li> <li>Fabric price group 6</li> <li>Fabric price group 7</li> <li>Fabric price group 8</li> <li>Fabric price group 9</li> <li>Fabric price group 10</li> <li>Steelcase leather</li> <li>Elmosoft leather</li> <li>Customer's Own Material (COM)</li> <li>Customer's Own Leather (COL)</li> </ul> <p><b>Multicolor seat</b></p> <ul style="list-style-type: none"> <li>Fabric price group 1</li> <li>Fabric price group 2</li> <li>Fabric price group 3</li> <li>Fabric price group 4</li> <li>Fabric price group 5</li> <li>Fabric price group 6</li> <li>Fabric price group 7</li> <li>Fabric price group 8</li> <li>Fabric price group 9</li> <li>Fabric price group 10</li> <li>Steelcase leather</li> <li>Elmosoft leather</li> <li>Customer's Own Material (COM)</li> <li>Customer's Own Leather (COL)</li> </ul> <p><b>Base</b></p> <ul style="list-style-type: none"> <li>Paint price group 1</li> <li>Paint price group 2</li> <li>Paint price group 3</li> </ul>	<ul style="list-style-type: none"> <li>No cost</li> <li>+\$ 17</li> <li>+\$ 37</li> <li>+\$ 51</li> <li>+\$ 68</li> <li>+\$ 98</li> <li>+\$134</li> <li>+\$171</li> <li>+\$206</li> <li>+\$240</li> <li>+\$268</li> <li>+\$282</li> <li>+\$ 55</li> <li>+\$ 55</li> </ul> <ul style="list-style-type: none"> <li>No cost</li> <li>+\$ 34</li> <li>+\$ 74</li> <li>+\$102</li> <li>+\$136</li> <li>+\$196</li> <li>+\$268</li> <li>+\$342</li> <li>+\$412</li> <li>+\$480</li> <li>+\$536</li> <li>+\$564</li> <li>+\$ 55</li> <li>+\$ 55</li> </ul> <ul style="list-style-type: none"> <li>No cost</li> <li>+\$ 52</li> <li>+\$105</li> </ul>	<ul style="list-style-type: none"> <li>Specify fabric color number.</li> <li>Specify fabric color number.</li> <li>Specify fabric color number.</li> <li>Specify fabric color number.</li> <li>Specify fabric color number.</li> <li>Specify fabric color number.</li> <li>Specify fabric color number.</li> <li>Specify fabric color number.</li> <li>Specify fabric color number.</li> <li>Specify fabric color number.</li> <li>Specify leather color number.</li> <li>Specify Elmosoft leather color number.</li> <li>▶ See <i>Understanding Customer's Own Material (COM)</i>, page 475.</li> <li>▶ See <i>Understanding Customer's Own Material (COL)</i>, page 475.</li> </ul> <ul style="list-style-type: none"> <li>Specify fabric color number.</li> <li>Specify fabric color number.</li> <li>Specify fabric color number.</li> <li>Specify fabric color number.</li> <li>Specify fabric color number.</li> <li>Specify fabric color number.</li> <li>Specify fabric color number.</li> <li>Specify fabric color number.</li> <li>Specify fabric color number.</li> <li>Specify fabric color number.</li> <li>Specify leather color number.</li> <li>Specify Elmosoft leather color number.</li> <li>▶ See <i>Understanding Customer's Own Material (COM)</i>, page 475.</li> <li>▶ See <i>Understanding Customer's Own Material (COL)</i>, page 475.</li> </ul> <ul style="list-style-type: none"> <li>Specify paint color number.</li> <li>Specify paint color number.</li> <li>Specify paint color number.</li> </ul>

▶ Options, continued on next page

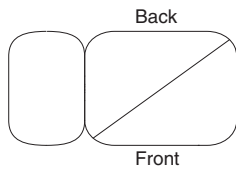


**For Canadian Pricing**  
 Multiply U.S. Price by the Canadian price factor.  
 ▶ See page 1 for details.

► Options, continued from previous page

Options	U.S. Price	Required to Specify
<b>Surface Materials, continued</b> <b>Laminate side table</b> <ul style="list-style-type: none"> <li>Low-Pressure Laminate</li> <li>High-Pressure Laminate price group 1</li> <li>High-Pressure Laminate price group 2</li> <li>High-Pressure Laminate price group 3</li> <li>Open Line laminate</li> </ul>	No cost +\$111 See information at left See information at left +\$102 plus cost of laminate	Specify Low-Pressure Laminate color number. Specify High-Pressure Laminate color number. Specify High-Pressure Laminate color number. Specify High-Pressure Laminate color number. Specify High-Pressure Laminate color number. ► See <i>Surface Materials Reference Manual</i> .
<b>Wood veneer side table</b> <ul style="list-style-type: none"> <li>Wood group 1</li> <li>Wood group 2</li> <li>Wood group 3</li> <li>Customiz stain</li> <li>Full-fill finish on wood group 1</li> </ul>	+\$674 +\$730 +\$778 No cost +\$856	Specify wood color number. Specify wood color number. Specify wood color number. Specify with <i>Customiz stain</i> . ► See <i>Surface Materials Reference Manual</i> Specify full-finish color number.
<b>Thread Color Scheme</b> <ul style="list-style-type: none"> <li>Non-contrasting</li> <li>Contrasting</li> </ul>	No cost +\$ 35	Specify with <i>non-contrasting</i> . Specify with <i>contrasting</i> and select thread color number.
<b>Side Table</b> <ul style="list-style-type: none"> <li>No table</li> <li>With table</li> </ul>	No cost +\$174	Specify <i>without table</i> . Specify <i>with table</i> .

**For laminate group 2 and 3 pricing, please refer to the electronic catalog or SmartTools.**



Tip: Side table is always installed on the right side of the bench.

Tip: Thread color defaults to align with the lightest color on the seat unless contrasting thread is selected.

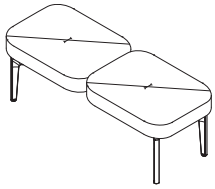
Tip: Contrasting thread option is only available on solid seats.




Specification Information				
Style Number	Dimension			U.S. Base Price
	D	W	H	
<b>TSBLNS1</b>	18"	24"	17¼"	\$998

**For Canadian Pricing**  
 Multiply U.S. Price by the Canadian price factor.  
 ► See page 1 for details.

# Two Seat Bench



Tip: All benches have a diagonal seam, regardless if they are solid or multi-color.



Tip: Contrasting solid seats can have contrasting color from two different fabric families. (For example, 5H16 specified on left from Billiard Multi-Use by Designtex and 5F16 specified on right from Buzz2.)

Tip: Multicolor seats have contrasting color within the same fabric family. (For example, 5H16 specified on front and 5H19 specified on back; both are Billiard Multi-Use by Designtex.)

Tip: Customer's Own Material (COM) and Customer's Own Leather (COL) will only be charged once per style and not per seat. If seats are contrasting, you will get charged for either (COM) or (COL), but not both.



**For Canadian Pricing**  
Multiply U.S. Price by the Canadian price factor.  
▶ See page 1 for details.

Standard Includes		Required to Specify
▶ Need help? Product details, page 362	<ul style="list-style-type: none"> <li>Two upholstered seats: fabric price group 1</li> <li>Base: paint price group 1</li> </ul>	<ol style="list-style-type: none"> <li>Style number</li> <li>Color scheme (see below under Required Selections)</li> <li>Fabric color number for seats</li> <li>Paint color number for base</li> <li>Options, if selected (see below)</li> </ol> <p>▶ See <i>Surface Materials</i>, page 454.</p>

Required Selections	U.S. Price	Required to Specify
<b>Color Scheme</b>		
• Solid, non-contrasting seats	No cost	Specify solid non-contrasting seat color scheme.
• Solid, contrasting seats	+\$ 35	Specify solid contrasting seat color scheme.
• One solid seat, one multicolor seat	+\$ 69	Specify one solid, one multicolor seat color scheme.
• Multicolor, non-contrasting seats	+\$140	Specify multicolor non-contrasting seat color scheme.
• Multicolor, contrasting seats	+\$140	Specify multicolor contrasting seat color scheme.

Options	U.S. Price	Required to Specify
<b>Surface Materials</b>		
<b>Solid seat</b>		
• Fabric price group 1	No cost	Specify fabric color number.
• Fabric price group 2	+\$ 17 per seat	Specify fabric color number.
• Fabric price group 3	+\$ 37 per seat	Specify fabric color number.
• Fabric price group 4	+\$ 51 per seat	Specify fabric color number.
• Fabric price group 5	+\$ 68 per seat	Specify fabric color number.
• Fabric price group 6	+\$ 98 per seat	Specify fabric color number.
• Fabric price group 7	+\$134 per seat	Specify fabric color number.
• Fabric price group 8	+\$171 per seat	Specify fabric color number.
• Fabric price group 9	+\$206 per seat	Specify fabric color number.
• Fabric price group 10	+\$240 per seat	Specify fabric color number.
• Steelcase leather	+\$268 per seat	Specify leather color number.
• Elmosoft leather	+\$282 per seat	Specify Elmosoft leather color number.
• Customer's Own Material (COM)	+\$ 55	▶ See <i>Understanding Customer's Own Material (COM)</i> , page 475.
• Customer's Own Leather (COL)	+\$ 55	▶ See <i>Understanding Customer's Own Material (COL)</i> , page 475
<b>Multicolor seat</b>		
• Fabric price group 1	No cost	Specify fabric color number.
• Fabric price group 2	+\$ 34 per seat	Specify fabric color number.
• Fabric price group 3	+\$ 74 per seat	Specify fabric color number.
• Fabric price group 4	+\$102 per seat	Specify fabric color number.
• Fabric price group 5	+\$136 per seat	Specify fabric color number.
• Fabric price group 6	+\$196 per seat	Specify fabric color number.
• Fabric price group 7	+\$268 per seat	Specify fabric color number.
• Fabric price group 8	+\$342 per seat	Specify fabric color number.
• Fabric price group 9	+\$412 per seat	Specify fabric color number.
• Fabric price group 10	+\$480 per seat	Specify fabric color number.
• Steelcase leather	+\$536 per seat	Specify leather color number.
• Elmosoft leather	+\$564 per seat	Specify Elmosoft leather color number.
• Customer's Own Material (COM)	+\$ 55	▶ See <i>Understanding Customer's Own Material (COM)</i> , page 475.
• Customer's Own Leather (COL)	+\$ 55	▶ See <i>Understanding Customer's Own Material (COL)</i> , page 475.
<b>Base</b>		
• Paint price group 1	No cost	Specify paint color number.
• Paint price group 2	+\$ 52	Specify paint color number.
• Paint price group 3	+\$105	Specify paint color number.

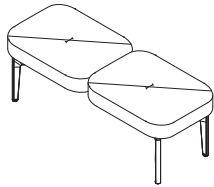
▶ Options, continued on next page

► Options, continued from previous page

	Options	U.S. Price	Required to Specify
<b>Thread Color Scheme</b>	<ul style="list-style-type: none"> <li>• Non-contrasting</li> <li>• Contrasting</li> </ul>	No cost +\$35 per seat	Specify <i>with non-contrasting</i> . Specify <i>with contrasting</i> and select thread color number.

Tip: Contrasting thread option is only available on solid non-contrasting.

Tip: Thread color defaults to align with the lightest color on the seat unless contrasting thread is selected.



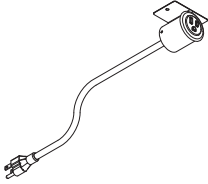
Specification Information				
Style Number	Dimension			U.S. Base Price
	D	W	H	
TSBLNS2	18"	48"	17¼"	\$1699



 **For Canadian Pricing**  
 Multiply U.S. Price by the Canadian price factor.  
 ► See page 1 for details.

# Power

## Round



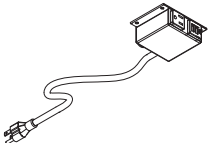
Tip: Box Top Tables and Box Top Tables with Bag Drop have pre-drilled pilot holes in the front and back undersides of the table to accommodate power.

Standard Includes		Required to Specify
<ul style="list-style-type: none"> <li>▶ Need help? Product details, page 364</li> </ul>	<ul style="list-style-type: none"> <li>• One simplex spill proof receptacle: plastic</li> <li>• Bracket: 7360 Merle</li> <li>• 72" long 15-amp power cord with wall plug</li> <li>• Cable management twist tie</li> <li>• Shipped ready to install</li> </ul>	<ul style="list-style-type: none"> <li>1 Style number</li> <li>2 Plastic color number for power</li> <li>3 Options, if selected (see below)</li> <li>▶ See <i>Surface Materials</i>, page 454.</li> </ul>

Options	U.S. Price	Required to Specify
<b>Power/USB Schematic</b> <ul style="list-style-type: none"> <li>• 1 Power</li> <li>• 2 USB</li> </ul>	No cost +\$106	Specify with 1 power. Specify with 2 USB.
<b>Related Products</b> <ul style="list-style-type: none"> <li>• Box Top Tables</li> <li>• Box Top Tables with Bag Drop</li> </ul>		<ul style="list-style-type: none"> <li>▶ Page 378</li> <li>▶ Page 380</li> </ul>

Specification Information	
Style Number	U.S. Base Price
TSBLNPRND	\$140

## Module



Tip: Box Top Tables and Box Top Tables with Bag Drop have pre-drilled pilot holes to accommodate power.

Standard Includes		Required to Specify
<ul style="list-style-type: none"> <li>▶ Need help? Product details, page 364</li> </ul>	<ul style="list-style-type: none"> <li>• Two simplex receptacles: 6000 Black</li> <li>• Bracket: 7360 Merle</li> <li>• 72" long 15-amp power cord with wall plug</li> <li>• Cable management twist tie</li> <li>• Shipped ready to install</li> </ul>	<ul style="list-style-type: none"> <li>1 Style number</li> <li>2 Options, if selected (see below)</li> </ul>

Options	U.S. Price	Required to Specify
<b>Power/USB Schematic</b> <ul style="list-style-type: none"> <li>• 2 Power</li> <li>• 1 Power, 2 USB</li> </ul>	No cost +\$106	Specify with 2 power. Specify with 1 power, 2 USB.
<b>Related Products</b> <ul style="list-style-type: none"> <li>• Box Top Tables</li> <li>• Box Top Tables with Bag Drop</li> </ul>		<ul style="list-style-type: none"> <li>▶ Page 378</li> <li>▶ Page 380</li> </ul>

Specification Information	
Style Number	U.S. Base Price
TSBLNPMOD	\$154



**For Canadian Pricing**  
Multiply U.S. Price by the Canadian price factor.  
▶ See page 1 for details.



# Turnstone Campfire

*Tip: To see the rest of the Campfire Collection including Campfire Lounge, Pouf, Ottoman, and Wedges, please refer to the Seating Specification Guide.*



## Statement of Line 394



### Product Details

Big Table	396
Mobile Storage Cabinet	398
Paper Table and Personal Table	399
Skate Table and Slim Table	400
Big Lamp	402
Power	364



### Big Tables

Big Tables	403
Big Tables with Trough	404
Big Tables with Grommets	405
Big Tables—Half Depth	406
Table Accessories	407
Mobile Storage Cabinets	408

### Occasional Tables

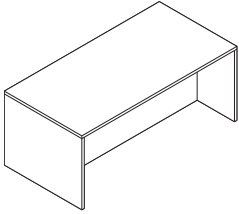
Paper Table and Accessories	409
Personal Table	411
Slim Table	412
Skate Table	414

### Accessories

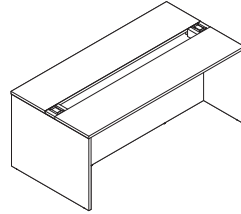
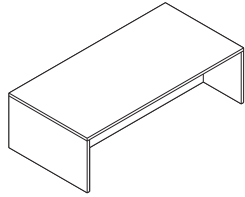
Big Lamp	415
Vertical Cord Cover	415
Receptacles	416

# Statement of Line

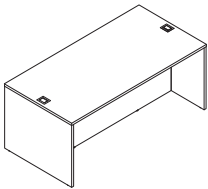
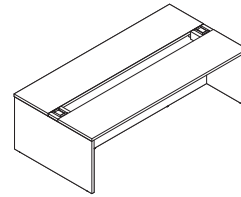
## Big Tables



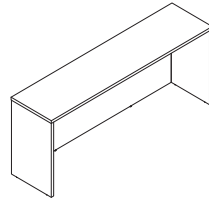
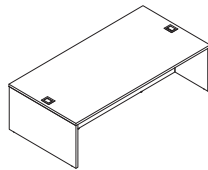
**Big Tables**  
Understanding  
▶ Page 396  
Specifying  
▶ Page 403



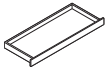
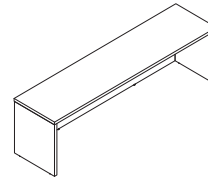
**Big Tables with Trough**  
Understanding  
▶ Page 396  
Specifying  
▶ Page 404



**Big Tables with Grommets**  
Understanding  
▶ Page 396  
Specifying  
▶ Page 405



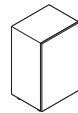
**Big Tables — Half Depth**  
Understanding  
▶ Page 396  
Specifying  
▶ Page 406



**Table Drawer**  
Understanding  
▶ Page 396  
Specifying  
▶ Page 407



**Center Rail**  
Understanding  
▶ Page 397  
Specifying  
▶ Page 407



**Mobile Storage Cabinets**  
Understanding  
▶ Page 398  
Specifying  
▶ Page 408

## Occasional Tables



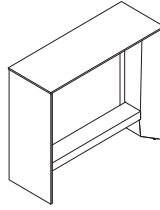
### Paper Table

Understanding  
 ▶ Page 399  
 Specifying  
 ▶ Page 409



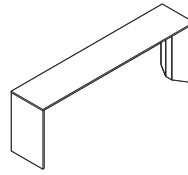
### Personal Table

Understanding  
 ▶ Page 399  
 Specifying  
 ▶ Page 411



### Standing Height Slim Table

Understanding  
 ▶ Page 400  
 Specifying  
 ▶ Page 412



### Slim Table

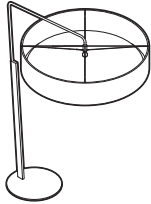
Understanding  
 ▶ Page 400  
 Specifying  
 ▶ Page 413



### Skate Table

Understanding  
 ▶ Page 400  
 Specifying  
 ▶ Page 414

## Accessories



### Big Lamp

Understanding  
 ▶ Page 402  
 Specifying  
 ▶ Page 415



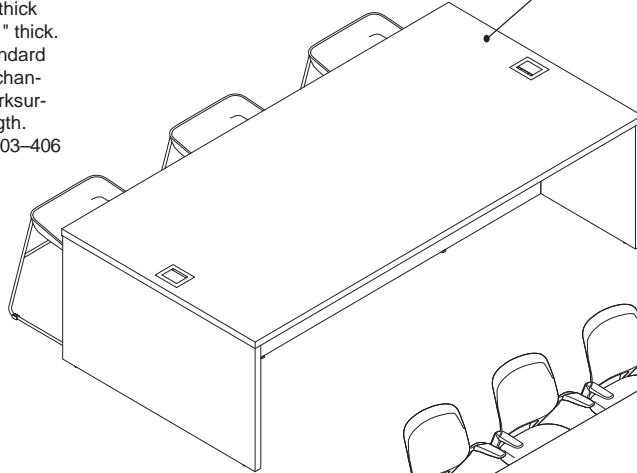
### Accessories

Understanding  
 ▶ Page 397  
 Specifying  
 ▶ Page 415

# Big Table

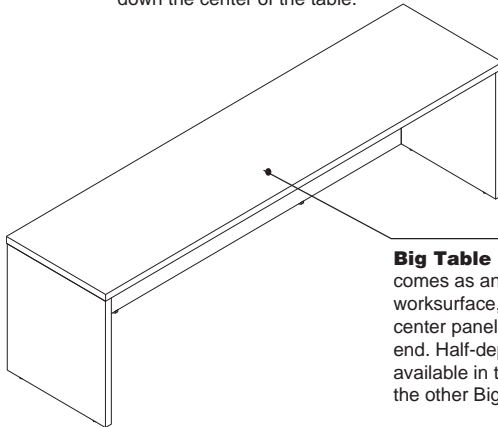
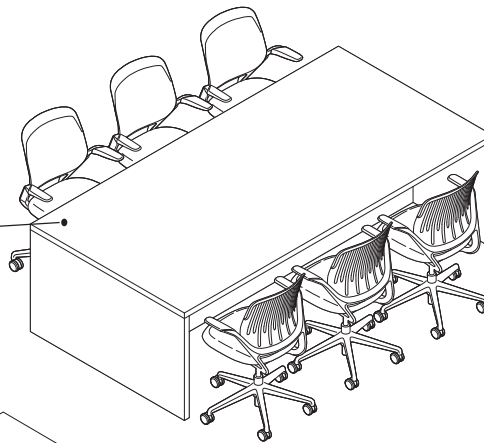
**Big Tables** are offered in Low-Pressure Laminate, High-Pressure Laminate, and veneer. Table tops and end panels are 1 $\frac{3}{8}$ " thick and center panel is 1" thick. Table top comes standard with two reinforcing channels built into the worksurface for added strength.

► Specifying, pages 403–406



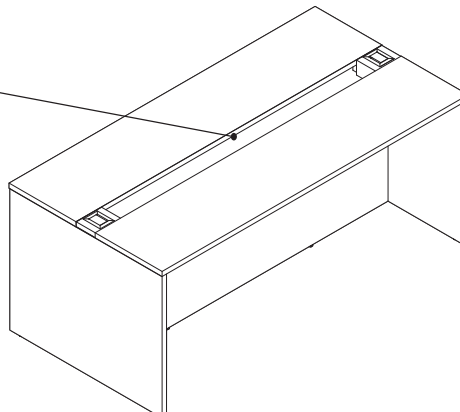
**Big Tables** are available at seating height of 28" high or standing height of 40" high.

**Big Tables** are available with an uninterrupted worksurface, uninterrupted worksurface with pop-up power, or Big Tables can be specified with a split worksurface top with a trough that runs down the center of the table.

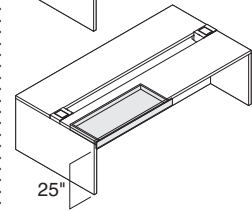
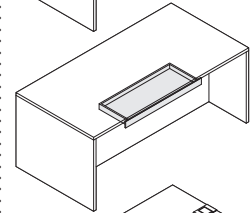
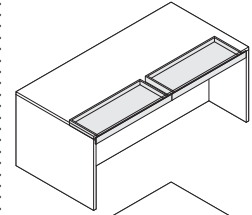


**Big Table Half Depth** comes as an uninterrupted worksurface, where the center panel is moved to the end. Half-depth tables are available in two heights like the other Big Tables.

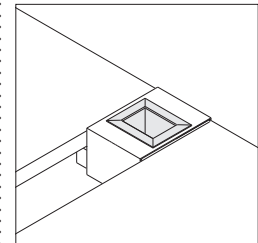
**Big Table Trough** has a 10" depth, with a 6" open inside the split worksurface and 2" open each side underneath the Big Table worksurface.



## Product Details



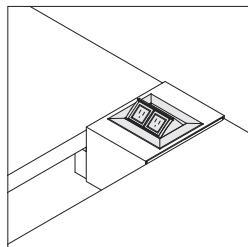
**Low-Pressure Laminate Table Drawer** is 3"D x 48"W, can be placed in three locations on either side of the Big Table and Big Table with Trough. Trough must be ordered separately. *Tip: When used on a 28"H Big Table knee clearance will be reduced by 3".*



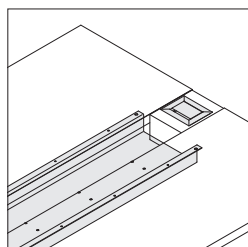
**Flip grommets** come standard on each end of Big Table with Trough when power is not optioned.

## Actual Dimensions

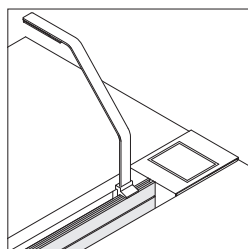
<b>Depth</b>	24" or 48"
<b>Width</b>	96"
<b>Height</b>	28" or 40"



**Two Receptacles for power (TS4TPWR)** are available in place of the standard grommet on each end.

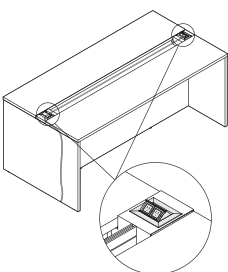


**Big Table trough** is a painted platinum open steel technology tray that allows for cable management. Either end of the trough comes standard with grommet that has a flip-top panel for access to route cables. Trough comes standard on split worksurface.

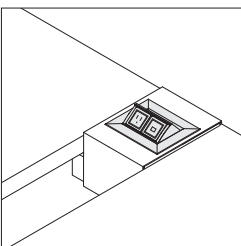


**Optional anodized aluminum table Center Rail** installs in the table trough and allows for SOTO rail accessories. Can be ordered separately.

### Wiring and Cabling

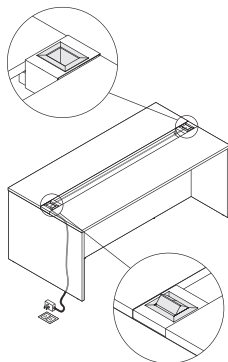


**Dual power, data, and USB solutions** are available as a standard option or field installed. 15-amp, one-circuit power solution with a 10' cord is standard. TS4TPWR, TS4TPWRD, and TS4TPWRUSB require one building outlet and provide four user outlets. When ordering data TS4TPWRD, user will get one outlet and one data opening on each end.



**One receptacle and one data (TS4TPWRD)** are available in place of the standard grommet on each end.  
*Tip: Includes open data port. Communication voice/data jacks are customer provided.*

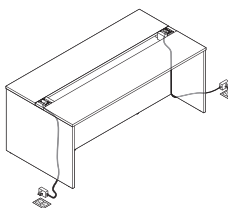
**One receptacle and one USB (TS4TPWRUSB)** are available in place of the standard grommet on each end.



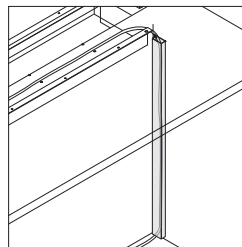
**Single power, data, and USB solutions** are also available for field installation. They replace one of the standard grommets. 15-amp, one-circuit power solution with a 10' cord is standard. TS4TPWR1 and TS4TPWRD1 provide a lower cost solution that requires one building outlet and provides two user outlets. When ordering data TS4TPWRD1, user will get one outlet and one data opening.

**Two receptacle (TS4TPWR1)** replaces one of the standard grommets.

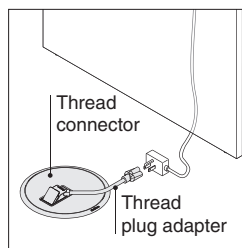
**One receptacle/one data (TS4TPWRD1)** replaces one of the standard grommets.



**When using two single power, data, and USB solutions,** a second building outlet is required.



**Vertical Cord Covers (TS4TVWM28 and TS4TVWM40)** come in two heights, 28"H and 40"H. Vertical Cord Covers are used to route electrical cords vertically on Big Table with Trough.



### Thread Power Application

When using Thread power solutions in conjunction with Big Table power, please specify the following Thread power options to create a connection for Big Table power options to Thread power system:

- **Thread connector (PFLCNCTR)** Please note there are one-door and two-door options available.
- **Thread plug adapter (PFLADPTR)** Thread plug adapter is needed to connect Big Table power plug to Thread power system.

▶ See *Architectural Solutions Specification Guide*.

### Surface Materials

#### Big Table

- Low-Pressure Laminate
- High-Pressure Laminate
- Veneer

#### Table Drawer

- Low-Pressure Laminate

#### Big Table Trough

- 4799 Platinum Metallic

#### Electrical/communication components

- Paint

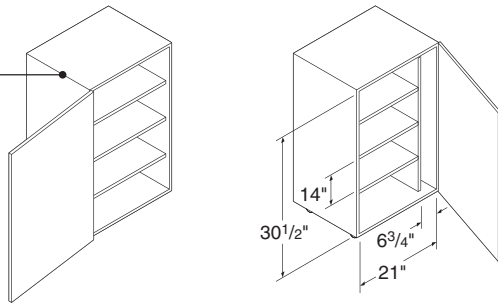
#### Vertical wire management

- Black plastic

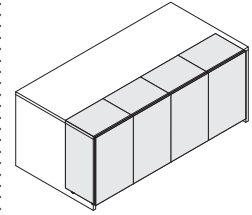
# Mobile Storage Cabinet

**Mobile Storage Cabinets and Storage Cabinet Wardrobes** are offered as left-hand or right-hand units in Low-Pressure Laminate with two adjustable shelves.

► Specifying, page 408



## Product Details



**Up to four Mobile Storage Cabinets** can fit up to four per side underneath a Big Table.

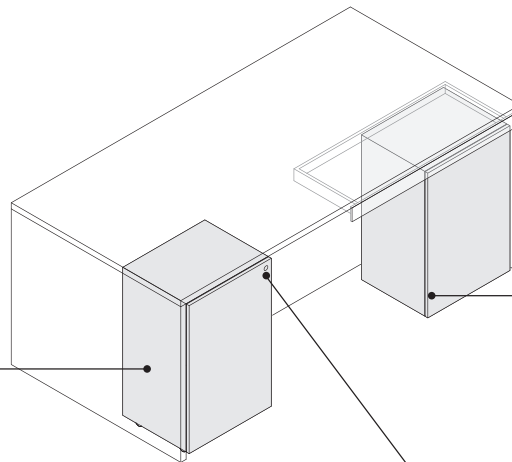
**Cabinet Stop Brackets** are available through Service Parts (TS4C025SR) to assure that the cabinets are aligned with the Big Table edge.

## Surface Materials

**Mobile Storage Cabinets and Storage Cabinet Wardrobe**

- Low-Pressure Laminate

**Storage Cabinets** can be used with 40"H Big Tables and Big Tables with Trough or as freestanding storage units.



**Mobile Storage Cabinets** ship standard with casters. When Mobile Storage Cabinets are intended to be used underneath a Table Drawer, the glide option will need to be selected to provide enough clearance underneath the drawer.

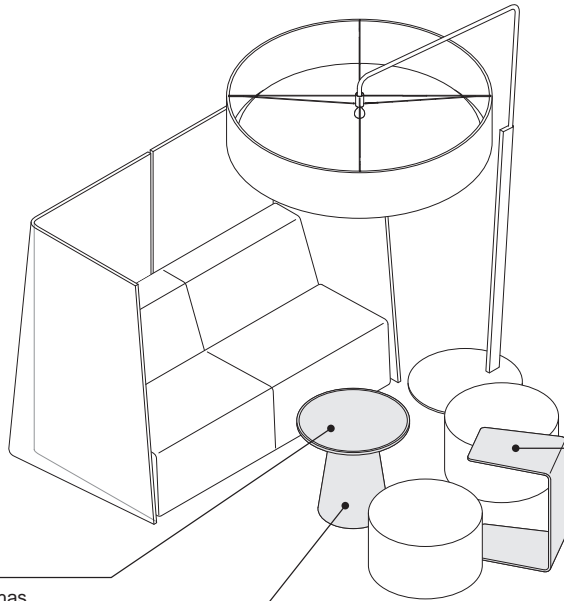
**Storage Cabinets and Wardrobe** have an optional front-removable lock.

## Actual Dimensions

<b>Depth</b>	18 1/2"
<b>Width</b>	23"
<b>Height (with casters)</b>	38"
<b>Height (with glides)</b>	35"

# Paper Table and Personal Table

Paper Table and  
Personal Table



- Paper Table** has three top configurations:
- Paper (installed over steel table top tray)
  - Glass (installed over steel table top tray)
  - Steel table top tray
  - ▶ Specifying, page 409

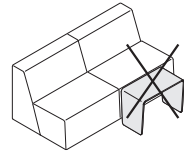
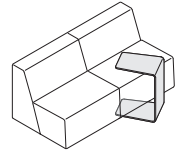
**Paper Table** is constructed with laminate base, plastic rotating table top, and steel table top tray.

**Personal Table** is made from bent poplar wood with a natural edge finish. It nests underneath Campfire Lounges and can be used for a writing surface or laptop.

*Tip: The Personal Table is not intended to be sat or stood on.*

▶ Specifying, page 411

## Product Details



**Personal Table** is designed to be used in the vertical position only.

## Surface Materials

### Paper Table base

- High-Pressure Laminate
  - 2535 Virginia Walnut
  - 2536 Blackwood
  - 2538 Clear Walnut
  - 2HAK Clear Oak

### Paper Table rotating table top

- Plastic: arctic white

### Paper Table top tray

- Steel: arctic white paint

### Personal Table

- High-Pressure Laminate:
  - 2535 Virginia Walnut
  - 2730 Arctic White
  - 2HAT Acacia
- Open Line laminate

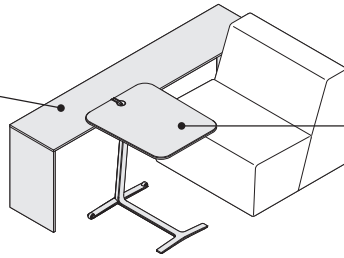
## Actual Dimensions

	Personal Table	Paper Table
Depth	19½"	25"
Width	14"	25"
Height	26"	22½"

# Skate Table and Slim Table

**Slim Table** serves as a functional anchor at a lounge setting, providing space definition, surface for piling, and distributing power for technology.

► Specifying, page 413



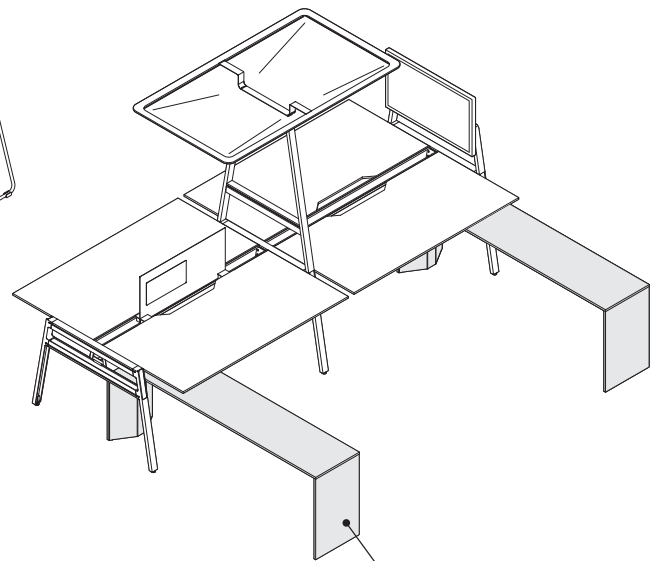
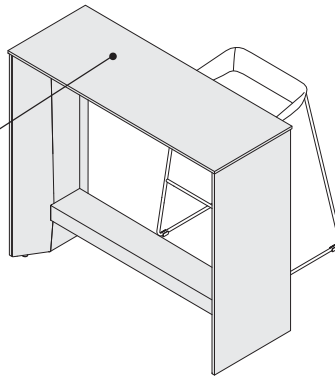
**Skate Table** is constructed of a painted steel base with 1/2" top in High-Pressure Laminate (HPL) or select veneers.

*Tip: The Skate Table is not intended to be sat on or stood on.*

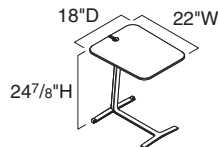
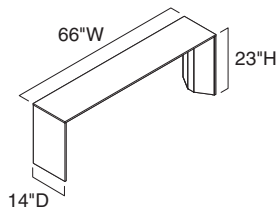
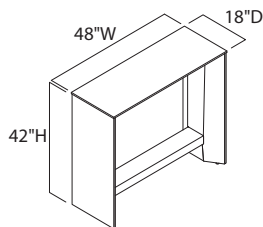
► Specifying, page 414

**Standing Height Slim Table** works in any environment: as a space divider, at the end of a bench run, in front of a meeting room, near a classroom, or as a stand-alone piece. Its shallow width maximizes available real estate.

**Standing Height Slim Table** is constructed of a painted steel frame with 1/2" top and side panels in Low-Pressure Laminate (LPL), High-Pressure Laminate (HPL), or select veneers.



**Slim Table** is constructed of a painted steel frame with 1/2" top and side panels in Low-Pressure Laminate (LPL), High-Pressure Laminate (HPL), or select veneers.



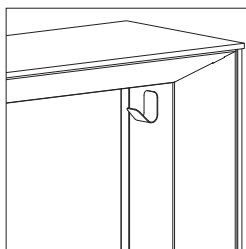
## Actual Dimensions

	Standing Height Slim Table	Slim Table	Skate Table
Depth	18"	14"	18"
Width	48" or 60"	66"	22"
Height	42"	23"	24 <sup>7</sup> / <sub>8</sub> "
Weight	109 lbs. or 121 lbs.	43 <sup>1</sup> / <sub>2</sub> lbs.	10 <sup>1</sup> / <sub>2</sub> lbs.



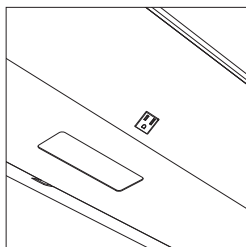
## Product Details

**Standing Height Slim Table** serves as a short-term workstation and supports a breadth of applications.



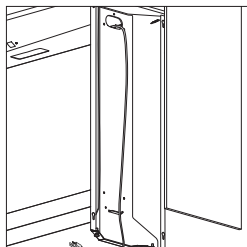
**Standing Height Slim Table** has built-in power on each side that keeps devices charged, and bag hooks provide a space for personal belongings.

**The integrated footshelf** facilitates a shift in weight for comfort and well-being, and can be specified with contrasting paint.

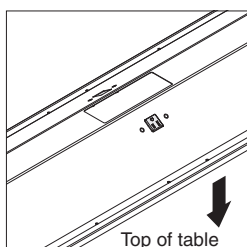


**Standing Height Slim Table** comes equipped with two receptacles in the middle of each side of the table, with various configurations available:

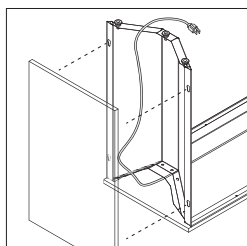
- Standard: two simplex receptacles
- Power + USB: one simplex receptacle and one simplex receptacle with two USB ports
- Power + USB-C: one simplex receptacle and one simplex receptacle with one USB C port



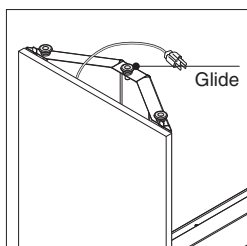
**The power cord** has approximately 66" (5½') of length from the bottom of the Standing Height Slim Table to reach a power outlet.



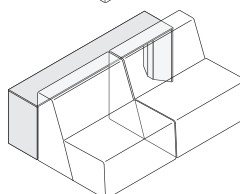
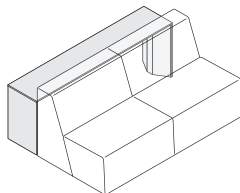
**Slim Table** comes equipped standard with two platinum simplex 15-amp power receptacles in the middle of each side of the table.



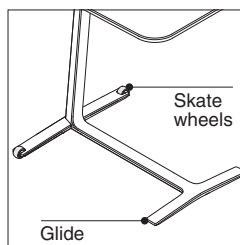
**The power cord** has 78" (6½ feet) of length from the bottom of the Slim Table to reach a power outlet.



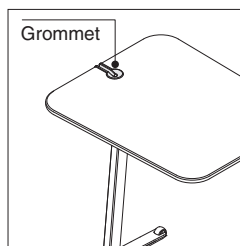
**Glides** are self leveling, three on either side of the Slim Table and are not adjustable.



**The Slim Table's 66" width** fits perfectly behind a Big Lounge or two Half Lounges.



**Skate Table** comes equipped with two hard plastic glides on the front of the table base, but also two skate wheels on the back of the table base for easy maneuvering.



**Skate Table** has a Merle plastic grommet to manage cords when powering technology.

## Surface Materials

### Slim Table

- Low-Pressure Laminate
- High-Pressure Laminate
- Veneer

### Skate Table

- High-Pressure Laminate
- Veneer:
  - 3P41 OP Planked Cherry
  - 3P51 OP Planked Maple
  - 3P61 OP Planked Oak
  - 3P71 OP Planked Walnut

### Slim Table and Skate Table

- Paint

### Standing Height Slim Table footshelf

- Paint

### Skate Table grommet

- 6527 Merle

### Footrest band

- 6009 Arctic White
- 6333 Picasso
- 6335 Wasabi
- 6338 Chili
- 6527 Merle

### High-Pressure Laminate edge

- Plastic

## Weight Capacities

**Standing Height Slim Table:** 240 pounds

**Slim Table:** 240 pounds

**Skate Table:** 40 pounds

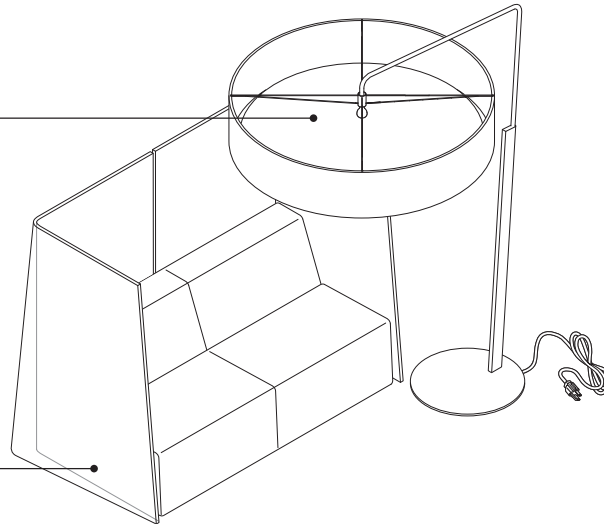
# Big Lamp

**Big Lamp** has a painted steel base with fabric lamp shade and white diffuser. At a height of 7'9", the Big Lamp can be installed in a room with an 8' high ceiling or taller. 15-amp plug with 9' electrical cord and an on/off foot switch.

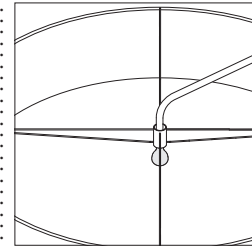
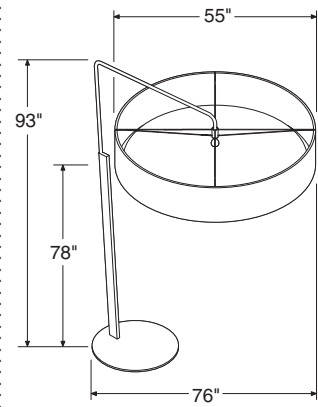
► Specifying, page 415

*Tip: Consult local fire code authorities if a Big Lamp is placed near ceiling sprinkler system.*

**Screens** are constructed with a steel frame and a mesh sock. Screens are handed. Right-hand and left-hand versions are available. ► See *Seating Specification Guide*.



## Product Details



**Light bulb** is not included. Use a 100 watt 19 incandescent bulb or 15 watt BR30 LED flood bulb. A compact fluorescent bulb may be used as long as the overall length does not exceed 4<sup>7</sup>/<sub>16</sub>".

## Surface Materials

### Big Lamp

- Painted steel base
- Fabric screen and white diffuser

# Big Tables

## Big Tables

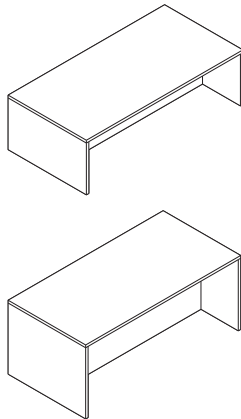
Standard Includes	Required to Specify
<ul style="list-style-type: none"> <li>▶ Need help? Product details, page 396</li> <li>• 1 3/8"-thick worksurface center and end panel: Low-Pressure Laminate</li> <li>• 3 mm radius edge band on top sides: default color to match laminate</li> <li>• 1 mm radius edge band vertical: default color to match laminate</li> <li>• Adjustable leveling glides</li> <li>• Shipped ready to assemble</li> </ul>	<ul style="list-style-type: none"> <li>1 Style number</li> <li>2 Low-Pressure Laminate color number for table top, center, and end panel</li> <li>3 Options, if selected (see below)</li> <li>▶ See <i>Surface Materials</i>, page 454.</li> </ul>

**For laminate group 2 and 3 pricing, please refer to the electronic catalog or SmartTools.**

*Tip: Contrasting finishes are limited to the primary finish (Low-Pressure Laminate with contrasting Low-Pressure Laminate, High-Pressure Laminate with contrasting High-Pressure Laminate, or veneer with contrasting veneer).*

Options	U.S. Price		Required to Specify	
<b>Surface Materials</b>	<b>High-Pressure Laminate</b>	<b>28"H</b>	<b>40"H</b>	Specify High-Pressure Laminate color number. Specify High-Pressure Laminate color number. Specify High-Pressure Laminate color number. ▶ See <i>Surface Materials Reference Manual</i> .
	<ul style="list-style-type: none"> <li>• High-Pressure Laminate price group 1</li> <li>• High-Pressure Laminate price group 2</li> <li>• High-Pressure Laminate price group 3</li> <li>• Open Line laminate</li> </ul>	+\$ 872  See information at left  See information at left  +\$ 102 plus cost of laminate	+\$ 982  See information at left  +\$ 102 plus cost of laminate	
<b>Modesty Panel</b>	<b>Wood veneer</b>	<b>28"H</b>	<b>40"H</b>	Specify wood color number. Specify wood color number. Specify wood color number.
	<ul style="list-style-type: none"> <li>• Wood group 1</li> <li>• Wood group 2</li> <li>• Wood group 3</li> </ul>	+\$2370 +\$2810 +\$3124	+\$2490 +\$2948 +\$3262	
<b>Related Products</b>	<ul style="list-style-type: none"> <li>• Mobile Storage Cabinets and Wardrobes</li> <li>• Table Drawer</li> </ul>	+\$ 152		▶ Page 408 ▶ Page 407

Specification Information				
Dimensions			Style	U.S.
D	W	H	Number	Base Price
48"	96"	28"	<b>TS4TL28</b>	\$2909
48"	96"	40"	<b>TS4TL40</b>	\$3253



**For Canadian Pricing**  
Multiply U.S. Price by the Canadian price factor.  
▶ See page 1 for details.

Big Tables, continued

**Big Tables with Trough**

*Tip: When using Thread solutions in conjunction with Big Table power options, please specify a Thread power adapter (PFLADPTR) and a Thread connector (PFLCNCTR).  
▶ See Architectural Solutions Specification Guide*

Standard Includes	Required to Specify
<ul style="list-style-type: none"> <li>▶ Need help? Product details, page 396</li> <li>• 1 3/8"-thick worksurface center and end panel: Low-Pressure Laminate</li> <li>• 3 mm radius edge band on top sides: default color to match laminate</li> <li>• 1 mm radius edge band vertical: default color to match laminate</li> <li>• Technology trough: 4799 Metallic Platinum</li> <li>• Grommet on each end of trough: paint</li> <li>• Adjustable leveling glides</li> <li>• Shipped ready to assemble</li> </ul>	<ol style="list-style-type: none"> <li>1 Style number</li> <li>2 Low-Pressure Laminate color number for table top, center, and end panel</li> <li>3 Paint color number for grommet</li> <li>4 Options, if selected (see below) ▶ See <i>Surface Materials</i>, page 454.</li> </ol>

*Tip: Trough is 10" in diameter.*

**For laminate group 2 and 3 pricing, please refer to the electronic catalog or SmartTools.**

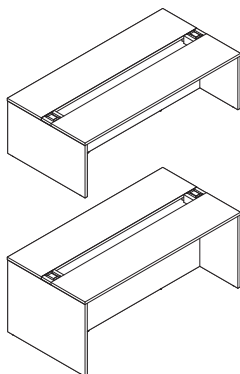
Options	U.S. Price		Required to Specify	
<b>Surface Materials</b>	<b>High-Pressure Laminate</b>	<b>28"H</b>	<b>40"H</b>	Specify High-Pressure Laminate color number. Specify High-Pressure Laminate color number. Specify High-Pressure Laminate color number. ▶ See <i>Surface Materials Reference Manual</i> .
	<ul style="list-style-type: none"> <li>• High-Pressure Laminate price group 1</li> <li>• High-Pressure Laminate price group 2</li> <li>• High-Pressure Laminate price group 3</li> <li>• Open Line laminate</li> </ul>	+\$ 741  See information at left  See information at left  +\$ 102 plus cost of laminate	+\$ 846  See information at left  +\$ 102 plus cost of laminate	
	<b>Wood veneer</b>	<b>28"H</b>	<b>40"H</b>	Specify wood color number. Specify wood color number. Specify wood color number.
	<ul style="list-style-type: none"> <li>• Wood group 1</li> <li>• Wood group 2</li> <li>• Wood group 3</li> </ul>	+\$2241 +\$2711 +\$3028	+\$2355 +\$2842 +\$3158	
	<b>Paint</b>			Specify paint color number. Specify paint color number. Specify paint color number.
	<ul style="list-style-type: none"> <li>• Paint price group 1</li> <li>• Paint price group 2</li> <li>• Paint price group 3</li> </ul>	No cost +\$ 23 +\$ 35		
<b>Modesty Panel</b>	<ul style="list-style-type: none"> <li>• Contrasting modesty panel</li> </ul>	+\$ 152		Specify <i>with contrasting modesty panel</i> and indicate color number.
<b>Receptacles</b>	<ul style="list-style-type: none"> <li>• Pop-up receptacle: set of 2 power on each end</li> </ul>	+\$1086		Specify <i>with 2 power receptacle</i> and specify paint color number. Specify <i>with 1 power/1 data receptacle</i> and specify paint color number. Specify <i>with 1 power/1 USB</i> and and specify paint color number.
	<ul style="list-style-type: none"> <li>• Pop-up receptacle: set of 1 power, 1 data on each end</li> </ul>	+\$1086		
	<ul style="list-style-type: none"> <li>• Pop-up receptacle: set of 1 power, 1 USB at each end</li> </ul>	+\$1248		
<b>Center Rail</b>	<ul style="list-style-type: none"> <li>• Anodized aluminum</li> </ul>	+\$ 413		Specify <i>with center rail</i> .
<b>Related Products</b>	<ul style="list-style-type: none"> <li>• Mobile Storage Cabinets and Wardrobes</li> <li>• Table Drawer</li> <li>• Receptacles</li> </ul>			▶ Page 408 ▶ Page 407 ▶ Page 416

*Tip: Contrasting finishes are limited to the primary finish (Low-Pressure Laminate with contrasting Low-Pressure Laminate, High-Pressure Laminate with contrasting High-Pressure Laminate, or veneer with contrasting veneer).*

*Tip: Pop-up receptacles come with a 10' cord.*

*Tip: For use in Chicago, use TS4TPWR1 or TS4TPWRD1 Pop-Up Power Receptacle and Data only.*

*Tip: For hardwire option, contact Specials.*



Specification Information				
Dimensions			Style	U.S. Base
D	W	H	Number	Price
48"	96"	28"	<b>TS4TLT28</b>	\$3489
48"	96"	40"	<b>TS4TLT40</b>	\$3841

## Big Tables with Grommets

*Tip: If power is desired, make sure to specify one of the receptacle options. The standard Big Table with Grommets comes with an insert to cover the cutout and does not provide power.*

Standard Includes		Required to Specify
<ul style="list-style-type: none"> <li>▶ Need help? Product details, page 396</li> </ul>	<ul style="list-style-type: none"> <li>• 1<math>\frac{3}{8}</math>"-thick worksurface center and end panel: Low-Pressure Laminate</li> <li>• 3 mm radius edge band on top sides: default color to match laminate</li> <li>• 1 mm radius edge band vertical: default color to match laminate</li> <li>• Grommet on each end of trough: paint</li> <li>• Adjustable leveling glides</li> <li>• Shipped ready to assemble</li> </ul>	<ol style="list-style-type: none"> <li>1 Style number</li> <li>2 Low-Pressure Laminate color number for table top, center, and end panel</li> <li>3 Paint color number for grommet</li> <li>4 Options, if selected (see below)</li> </ol> <p>▶ See <i>Surface Materials</i>, page 454.</p>

**For laminate group 2 and 3 pricing, please refer to the electronic catalog or SmartTools.**

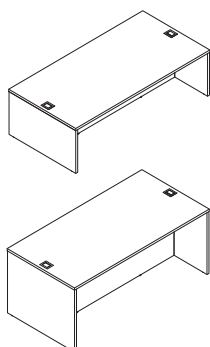
Options	U.S. Price		Required to Specify	
<b>Surface Materials</b>	<b>High-Pressure Laminate</b>	<b>28"H</b>	<b>40"H</b>	Specify High-Pressure Laminate color number. Specify High-Pressure Laminate color number. Specify High-Pressure Laminate color number. ▶ See <i>Surface Materials Reference Manual</i> .
• High-Pressure Laminate price group 1	+\$ 812	+\$ 919		
• High-Pressure Laminate price group 2	See information at left			
• High-Pressure Laminate price group 3	See information at left			
• Open Line laminate	+\$ 102 plus cost of laminate	+\$ 102 plus cost of laminate		
	<b>Wood veneer</b>	<b>28"H</b>	<b>40"H</b>	Specify wood color number. Specify wood color number. Specify wood color number.
• Wood group 1	+\$2311	+\$2426		
• Wood group 2	+\$2764	+\$2897		
• Wood group 3	+\$3079	+\$3211		
	<b>Paint</b>			Specify paint color number. Specify paint color number. Specify paint color number.
• Paint price group 1	No cost			
• Paint price group 2	+\$ 23			
• Paint price group 3	+\$ 35			
<b>Modesty Panel</b>	• Contrasting modesty panel	+\$ 152		Specify <i>with contrasting modesty panel</i> and indicate color number.
<b>Receptacles</b>	• Pop-up receptacle: set of 2 power on each end	+\$1086		Specify <i>with 2 power receptacle</i> and specify paint color number. Specify <i>with 1 power/1 data receptacle</i> and specify paint color number. Specify <i>with 1 power/1 USB</i> and specify paint color number.
	• Pop-up receptacle: set of 1 power, 1 data on each end	+\$1086		
	• Pop-up receptacle: set of 1 power, 1 USB at each end	+\$1248		
<b>Related Products</b>	• Mobile Storage Cabinets and Wardrobes			▶ Page 408
	• Table Drawer			▶ Page 407
	• Receptacles			▶ Page 416

*Tip: Contrasting finishes are limited to the primary finish (Low-Pressure Laminate with contrasting Low-Pressure Laminate, High-Pressure Laminate with contrasting High-Pressure Laminate, or veneer with contrasting veneer).*

*Tip: Pop-up receptacles come with a 10' cord.*

### Specification Information

Dimensions			Style Number	U.S. Base Price
D	W	H		
48"	96"	28"	<b>TS4TLP28</b>	\$3196
48"	96"	40"	<b>TS4TLP40</b>	\$3544



Big Tables, continued

**Big Tables—Half Depth**

Standard Includes		Required to Specify
<ul style="list-style-type: none"> <li>▶ Need help? Product details, page 396</li> </ul>	<ul style="list-style-type: none"> <li>• 1 3/8"-thick worksurface center and end panel: Low-Pressure Laminate</li> <li>• 3 mm radius edge band on top sides: default color to match laminate</li> <li>• 1 mm radius edge band vertical: default color to match laminate</li> <li>• Adjustable leveling glides</li> <li>• Shipped ready to assemble</li> </ul>	<ul style="list-style-type: none"> <li>1 Style number</li> <li>2 Low-Pressure Laminate color number for table top, center, and end panel</li> <li>3 Options, if selected (see below)</li> <li>▶ See <i>Surface Materials</i>, page 454.</li> </ul>

*Tip: Big Tables—Half Depth use the center panel at the end (not in the center like the other Big Tables).*

**For laminate group 2 and 3 pricing, please refer to the electronic catalog or SmartTools.**

*Tip: Contrasting finishes are limited to the primary finish (Low-Pressure Laminate with contrasting Low-Pressure Laminate, High-Pressure Laminate with contrasting High-Pressure Laminate, or veneer with contrasting veneer).*

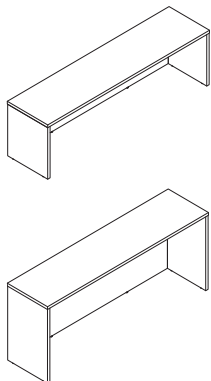
Options		U.S. Price		Required to Specify
<b>Surface Materials</b>	<b>High-Pressure Laminate</b>	<b>28"H</b>	<b>40"H</b>	Specify High-Pressure Laminate color number. Specify High-Pressure Laminate color number. Specify High-Pressure Laminate color number. ▶ See <i>Surface Materials Reference Manual</i> .
	<ul style="list-style-type: none"> <li>• High-Pressure Laminate price group 1</li> <li>• High-Pressure Laminate price group 2</li> <li>• High-Pressure Laminate price group 3</li> <li>• Open Line laminate</li> </ul>	<ul style="list-style-type: none"> <li>+\$ 655</li> <li>See information at left</li> <li>See information at left</li> <li>+\$ 102 plus cost of laminate</li> </ul>	<ul style="list-style-type: none"> <li>+\$ 730</li> <li>See information at left</li> <li>+\$ 102 plus cost of laminate</li> </ul>	
<b>Modesty Panel</b>	<b>Wood veneer</b>	<b>28"H</b>	<b>40"H</b>	Specify wood color number. Specify wood color number. Specify wood color number.
	<ul style="list-style-type: none"> <li>• Wood group 1</li> <li>• Wood group 2</li> <li>• Wood group 3</li> </ul>	<ul style="list-style-type: none"> <li>+\$2109</li> <li>+\$2527</li> <li>+\$2841</li> </ul>	<ul style="list-style-type: none"> <li>+\$2211</li> <li>+\$2653</li> <li>+\$2967</li> </ul>	
<b>Related Products</b>	<ul style="list-style-type: none"> <li>• Mobile Storage Cabinets and Wardrobes</li> <li>• Table Drawer</li> <li>• Receptacles</li> </ul>	<ul style="list-style-type: none"> <li>+\$ 152</li> </ul>		<ul style="list-style-type: none"> <li>▶ Page 408</li> <li>▶ Page 407</li> <li>▶ Page 416</li> </ul>

**Specification Information**

Dimensions			Style Number	U.S. Base Price
D	W	H		

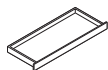
24" 96" 28" **TS4TLH28** \$2394

24" 96" 40" **TS4TLH40** \$2907



 **For Canadian Pricing**  
Multiply U.S. Price by the Canadian price factor.  
▶ See page 1 for details.

## Table Drawer



*Tip: If Mobile Storage Cabinets or Wardrobe is used underneath a Table Drawer, Storage Cabinets or Wardrobe will require the glide option instead of casters in order to clear the Table Drawers.*

Standard Includes		Required to Specify
▶ Need help? Product details, page 396	<ul style="list-style-type: none"> <li>• Drawer: Low-Pressure Laminate</li> <li>• Black laminate drawer interior</li> <li>• Attachment hardware</li> </ul>	1 Style number 2 Low-Pressure Laminate color number for drawer ▶ See <i>Surface Materials</i> , page 454.

Related Products	
<ul style="list-style-type: none"> <li>• Big Table</li> <li>• Big Table with Trough</li> </ul>	▶ Page 403 ▶ Page 404

Specification Information				
Dimensions			Style Number	U.S. Price
D	W	H		
18"	46"	3"	<b>TS4TLDRW</b>	\$626

## Center Rail



Standard Includes		Required to Specify
▶ Need help? Product details, page 397	<ul style="list-style-type: none"> <li>• Rail: anodized aluminum</li> <li>• Attachment hardware</li> </ul>	Style number

Related Products	
<ul style="list-style-type: none"> <li>• Big Table with Trough</li> <li>• SOTO worktools</li> </ul>	▶ Page 404 ▶ Page 426

Specification Information				
Dimensions			Style Number	U.S. Price
D	W	H		
3¼"	80"	4½"	<b>TS4TRAIL</b>	\$429



### For Canadian Pricing

Multiply U.S. Price by the Canadian price factor.

▶ See page 1 for details.

**Mobile Storage Cabinets**

Tip: Order a Cabinet Stop Bracket (TS4C025SR), available through Service Parts, to assure that the cabinets are aligned with the Big Table edge.

Tip: Remember to specify lock cylinder and key.

▶ Lock cylinders, page 478

Standard Includes	Required to Specify
<ul style="list-style-type: none"> <li>▶ Need help? Product details, page 398</li> <li>• Mobile Storage Cabinet: Low-Pressure Laminate</li> <li>• Two, height-adjustable shelves</li> <li>• Wardrobe on one side, if selected</li> <li>• Casters</li> <li>• Shipped assembled</li> </ul>	<ul style="list-style-type: none"> <li>1 Style number</li> <li>2 Low-Pressure Laminate color number for Storage Cabinet</li> <li>3 Options, if selected (see below)</li> <li>▶ See <i>Surface Materials</i>, page 454.</li> </ul>

Options	U.S. Price	Required to Specify
<b>Lock</b> <ul style="list-style-type: none"> <li>• 9201 Polished Chrome</li> <li>• 9250 Ember Chrome</li> </ul>	<ul style="list-style-type: none"> <li>+\$165</li> <li>+\$165</li> </ul>	<ul style="list-style-type: none"> <li>Specify with 9201 Polished Chrome.</li> <li>Specify with 9250 Ember Chrome.</li> </ul>
<b>Glides</b> <ul style="list-style-type: none"> <li>• Glides</li> </ul>	No cost	Specify with glides.
<b>Related Products</b> <ul style="list-style-type: none"> <li>• Big Tables</li> <li>• Big Tables with Trough</li> </ul>		<ul style="list-style-type: none"> <li>▶ Page 403</li> <li>▶ Page 404</li> </ul>

Specification Information				
Dimensions			Style	U.S.
D	W	H	Number	Base Price

**Storage Cabinets**

**Left-hand**

18½" 23" 38" **TS4TSLH** \$1540

**Right-hand**

18½" 23" 38" **TS4TSRH** \$1540

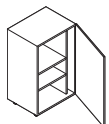
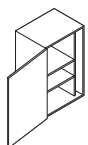
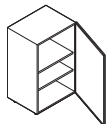
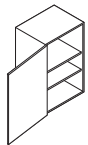
**Storage Cabinet Wardrobes**

**Left-hand**

18½" 23" 38" **TS4TSLWH** \$1550

**Right-hand**

18½" 23" 38" **TS4TSWRH** \$1550



**For Canadian Pricing**

Multiply U.S. Price by the Canadian price factor.

▶ See page 1 for details.



# Paper Table and Accessories

## Paper Table



Tip: If glass option is selected, standard stack of paper will be omitted.

	Standard Includes	Required to Specify
▶ Need help? Product details, page 399	<ul style="list-style-type: none"> <li>Table base: High-Pressure Laminate</li> <li>Plastic rotating table top: arctic white</li> <li>Steel table top tray: arctic white</li> <li>Stack of paper: 44 sheets</li> <li>Shipped assembled</li> </ul>	1 Style number 2 High-Pressure Laminate color number for table base: <ul style="list-style-type: none"> <li>2535 Virginia Walnut</li> <li>2536 Blackwood</li> <li>2538 Clear Walnut</li> <li>2HAK Clear Oak</li> </ul> 3 Options, if selected (see below) ▶ See <i>Surface Materials</i> , page 454.

	Options	U.S. Price	Required to Specify
<b>Paper</b>	<ul style="list-style-type: none"> <li>Omit paper</li> </ul>	-\$190	Specify <i>with omit paper</i> .
<b>Glass</b>	<ul style="list-style-type: none"> <li>Glass</li> </ul>	+\$ 27	Specify <i>with glass</i> .
<b>Related Products</b>	<ul style="list-style-type: none"> <li>Paper</li> <li>Glass</li> </ul>		▶ See below ▶ Page 410

Specification Information				
Dimensions			Style	U.S.
D	W	H	Number	Base Price
25"	25"	22½"	TS4TPT	\$1529

## Paper



	Standard Includes	Required to Specify
▶ Need help? Product details, page 399	<ul style="list-style-type: none"> <li>Paper: 44 sheets per stack</li> </ul>	Style number

Related Products
<ul style="list-style-type: none"> <li>Paper Table</li> </ul> ▶ See above

Specification Information		
Style Number	Quantity	U.S. Price
TS4TPTP	1 stack	\$190
TS4TPTP4	4 stacks	\$385
TS4TPTP6	6 stacks	\$538



**For Canadian Pricing**  
 Multiply U.S. Price by the Canadian price factor.  
 ▶ See page 1 for details.

**Glass**



*Tip: Glass top can be used as a markerboard surface.*

Standard Includes	Required to Specify
-------------------	---------------------

- |  |  |
|--|--|
| <ul style="list-style-type: none"> <li>▶ Need help? Product details, page 399</li> </ul> | <ul style="list-style-type: none"> <li>• Tempered glass</li> <li>Style number</li> </ul> |
|--|--|

Related Products
------------------

- |   |  |
|---|--|
| <ul style="list-style-type: none"> <li>• Paper Table</li> </ul> | <ul style="list-style-type: none"> <li>▶ Page 409</li> </ul> |
|---|--|

Specification Information	
• Style Number	• U.S. Price

• Style Number	• U.S. Price
• TS4TPTG	• \$232
•	•
•	•



**For Canadian Pricing**

Multiply U.S. Price by the Canadian price factor.

▶ See page 1 for details.

# Personal Table



*Tip: The Personal Table is not intended for seating purposes, and has a load limit of 40 pounds.*

*Tip: When ordering Open Line laminate patterns, patterns will not align between tables.*

Standard Includes	Required to Specify
-------------------	---------------------

<ul style="list-style-type: none"> <li>▶ Need help? Product details, page 399</li> <li>• Personal Table: High-Pressure Laminate</li> </ul>	<ol style="list-style-type: none"> <li>1 Style number</li> <li>2 High-Pressure Laminate color number for table:                             <ul style="list-style-type: none"> <li>2535 Virginia Walnut</li> <li>2730 Arctic White</li> <li>2HAT Acacia</li> </ul> </li> <li>3 Options, if selected (see below)</li> </ol> <p>▶ See <i>Surface Materials</i>, page 454.</p>
--	---

Options	U.S. Price	Required to Specify
---------	------------	---------------------

<p><b>Top</b></p> <ul style="list-style-type: none"> <li>• Open Line laminate</li> </ul>	<p>+\$102 plus cost of laminate</p>	<p>▶ See <i>Surface Materials Reference Manual</i>.</p>
--	---	---

Specification Information				
Dimensions			Style	U.S.
D	W	H	Number	Base Price

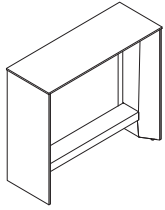
19½"	14"	26"	<b>TS4TWP</b>	\$686
------	-----	-----	---------------	-------



**For Canadian Pricing**  
 Multiply U.S. Price by the Canadian price factor.  
 ▶ See page 1 for details.

# Slim Table and Skate Table

## Standing Height Slim Tables



► Need help?  
Product details,  
page 400

### Standard Includes

- ½" thick top and sides: Low-Pressure Laminate
- Edge band on top and sides: plastic
- Steel frame and footshelf: paint
- Two simplex receptacles: plastic
- 15-amp power cord: black plastic
- Bag hook on inside of each leg frame
- Glides
- Shipped ready to assemble

### Required to Specify

- 1 Style number
  - 2 Low-Pressure Laminate color number for top and sides
  - 3 Plastic color number for edge band
  - 4 Paint color number for steel frame
  - 5 Paint color number for footshelf
  - 6 Plastic color number for simplex receptacles:  
6009 Arctic White  
6249 Platinum Solid  
6527 Merle
  - 7 Options, if selected (see below)
- See *Surface Materials*, page 454.

**For laminate group 2 and 3 pricing, please refer to the electronic catalog or SmartTools.**

		Options	U.S. Price		Required to Specify	
<b>Surface Materials</b>	<b>Top and sides</b>	• High-Pressure Laminate price group 1	<b>48"W</b> +\$416	<b>60"W</b> +\$474	Specify High-Pressure Laminate color number. Specify High-Pressure Laminate color number. Specify High-Pressure Laminate color number. ► See <i>Surface Materials Reference Manual</i> .	
		• High-Pressure Laminate price group 2	See information at left			
		• High-Pressure Laminate price group 3	See information at left			
		• Open Line laminate	+\$102 plus cost of laminate	+\$102 plus cost of laminate		
	• Wood group 1	+\$713	+\$822	Specify wood color number. Specify wood color number. Specify wood color number.		
		• Wood group 2	+\$786		+\$895	
		• Wood group 3	+\$856		+\$965	
	<b>Edge (High-Pressure Laminate only)</b>					
	• Plastic No cost No cost Select plastic color number.					
	<b>Frame</b>					
• Paint price group 1 No cost No cost Specify paint color number.						
• Paint price group 2 +\$ 80 +\$ 86 Specify paint color number.						
• Paint price group 3 +\$165 +\$181 Specify paint color number.						
<b>Footshelf</b>						
• Paint price group 1 No cost No cost Specify paint color number.						
• Paint price group 2 +\$ 28 +\$ 28 Specify paint color number.						
• Paint price group 3 +\$ 74 +\$ 74 Specify paint color number.						
<b>Power Schematic</b>	• Two power No cost No cost Specify <i>with 2 power</i> .					
	• One power and one USB +\$206 +\$206 Specify <i>with 1 power and 1 USB</i> .					
	• One power and one USB C +\$342 +\$342 Specify <i>with 1 power and 1 USB C</i> .					

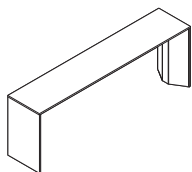
### Specification Information

• Dimensions			• Style Number	• U.S. Base Price
D	W	H		
18"	48"	42"	<b>TS4TPSTS48</b>	\$2117
18"	60"	42"	<b>TS4TPSTS60</b>	\$2401



**For Canadian Pricing**  
Multiply U.S. Price by the Canadian price factor.  
► See page 1 for details.

## Slim Table



Standard Includes		Required to Specify
<p>▶ Need help? Product details, page 400</p> <ul style="list-style-type: none"> <li>• 1/2" thick top and sides: Low-Pressure Laminate</li> <li>• Edge band on top and sides: plastic</li> <li>• Steel frame: paint</li> <li>• Two simplex receptacles: plastic</li> <li>• 15-amp power cord: black plastic</li> <li>• Glides</li> <li>• Shipped ready to assemble</li> </ul>		<ol style="list-style-type: none"> <li>1 Style number</li> <li>2 Low-Pressure Laminate color number for top and sides</li> <li>3 Plastic color number for edge band</li> <li>4 Paint color number for steel frame</li> <li>5 Plastic color number for simplex receptacles:               <ul style="list-style-type: none"> <li>6009 Arctic White</li> <li>6249 Platinum Solid</li> <li>6527 Merle</li> </ul> </li> <li>6 Options, if selected (see below)</li> </ol> <p>▶ See <i>Surface Materials</i>, page 454.</p>

**For laminate group 2 and 3 pricing, please refer to the electronic catalog or SmartTools.**

*Tip: High-Pressure Laminate requires plastic on edge.*

*Tip: High-Pressure Laminate on the Campfire Slim Table and Campfire Skate Table will be shipped in 20 business days after receipt of a clean order. Products are typically delivered within 25 business days.*

Options		U.S. Price	Required to Specify
<b>Surface Materials</b>	<b>Top</b>		
	• High-Pressure Laminate price group 1	+\$268	Specify High-Pressure Laminate color number.
	• High-Pressure Laminate price group 2	See information at left	Specify High-Pressure Laminate color number.
	• High-Pressure Laminate price group 3	See information at left	Specify High-Pressure Laminate color number.
	• Open Line laminate	+\$102 plus cost of laminate	▶ See <i>Surface Materials</i> , page 454.
	• Wood group 1	+\$584	Specify wood color number.
	<b>Edge (High-Pressure Laminate only)</b>		
	• Plastic	No cost	Select plastic color number.
	<b>Frame</b>		
	• Paint price group 1	No cost	Specify paint color number.
	• Paint price group 2	No cost	Specify paint color number.
	• Paint price group 3	+\$111	Specify paint color number.
<b>Power Schematic</b>	• Two power	No cost	Specify <i>with 2 power</i> .
	• One power and one USB	+\$206	Specify <i>with 1 power and 1 USB</i> .
	• One power and one USB C	+\$342	Specify <i>with 1 power and 1 USB C</i> .
<b>Related Products</b>	• Big Lounge		▶ See <i>Seating Specification Guide</i> .
	• Half Lounge		▶ See <i>Seating Specification Guide</i> .
	• Footrest		▶ See <i>Seating Specification Guide</i> .

## Specification Information

Dimensions			Style Number	U.S. Base Price
D	W	H		
14"	66"	23"	<b>TS4TPST</b>	\$1353

**For Canadian Pricing**

Multiply U.S. Price by the Canadian price factor.

▶ See page 1 for details.

**Skate Table**



*Tip: High-Pressure Laminate requires plastic on edge.*

*Tip: High-Pressure Laminate on the Campfire Slim Table and Campfire Skate Table will be shipped in 20 business days after receipt of a clean order. Products are typically delivered within 25 business days.*

Standard Includes		Required to Specify
<ul style="list-style-type: none"> <li>▶ Need help? Product details, page 400</li> </ul>	<ul style="list-style-type: none"> <li>• 1/2" thick top and sides: High-Pressure Laminate price group 1</li> <li>• 3 mm radius edge band on top</li> <li>• Steel base: paint</li> <li>• Cord grommet: 6527 Merle</li> <li>• Glides: 6527 Merle</li> <li>• Skate wheels: 6527 Merle</li> <li>• Shipped ready to assemble</li> </ul>	<ul style="list-style-type: none"> <li>1 Style number</li> <li>2 High-Pressure Laminate color number for top</li> <li>3 Paint color number for steel base</li> <li>4 Options, if selected (see below)</li> <li>▶ See <i>Surface Materials</i>, page 454.</li> </ul>

Options	U.S. Price	Required to Specify
<b>Surface Materials</b> <ul style="list-style-type: none"> <li>• <b>Top</b></li> <li>• High-Pressure Laminate price group 2</li> <li>• Open Line laminate</li> <li>• Wood group 1</li> </ul>	<ul style="list-style-type: none"> <li>+\$141</li> <li>+\$102 plus cost of laminate</li> <li>+\$140</li> </ul>	<ul style="list-style-type: none"> <li>Specify High-Pressure Laminate color number.</li> <li>▶ See <i>Surface Materials</i>, page 454.</li> <li>Specify wood color number.</li> </ul>
<b>Edge (High-Pressure Laminate only)</b>		
<ul style="list-style-type: none"> <li>• Plastic</li> </ul>	No cost	Select plastic color number.
<b>Base</b>		
<ul style="list-style-type: none"> <li>• Paint price group 1</li> <li>• Paint price group 2</li> <li>• Paint price group 3</li> </ul>	<ul style="list-style-type: none"> <li>No cost</li> <li>No cost</li> <li>+\$ 65</li> </ul>	<ul style="list-style-type: none"> <li>Specify paint color number.</li> <li>Specify paint color number.</li> <li>Specify paint color number.</li> </ul>
<b>Related Products</b> <ul style="list-style-type: none"> <li>• Big Lounge</li> <li>• Half Lounge</li> <li>• Slim Table</li> <li>• Footrest</li> </ul>		<ul style="list-style-type: none"> <li>▶ See <i>Seating Specification Guide</i>.</li> <li>▶ See <i>Seating Specification Guide</i>.</li> <li>▶ Page 413</li> <li>▶ See <i>Seating Specification Guide</i>.</li> </ul>

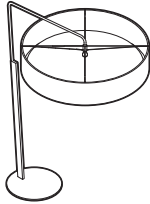
Specification Information				
Dimensions			Style Number	U.S. Base Price
D	W	H		
18"	22"	24 <sup>7</sup> / <sub>8</sub> "	<b>TS4TST</b>	\$683



**For Canadian Pricing**  
 Multiply U.S. Price by the Canadian price factor.  
 ▶ See page 1 for details.

# Accessories

## Big Lamp



Tip: Shade diameter is 55".

Tip: Bottom of shade is 78" off of the floor.

Tip: Light bulb is not included. Use a 100 watt A19 incandescent bulb. A compact fluorescent bulb can be used as long as the overall length does not exceed 4 7/16".

Standard Includes		Required to Specify
<ul style="list-style-type: none"> <li>▶ Need help? Product details, page 402</li> </ul>	<ul style="list-style-type: none"> <li>• Lamp base: paint price group 1</li> <li>• Lamp shade: Cogent: Connect</li> <li>• 9' cord with three-prong plug</li> <li>• Shipped ready to assemble</li> </ul>	<ol style="list-style-type: none"> <li>1 Style number</li> <li>2 Paint color number for lamp base</li> <li>3 Fabric color number for lamp shade</li> <li>4 Options, if selected (see below)</li> </ol> <ul style="list-style-type: none"> <li>▶ See <i>Surface Materials</i>, page 454.</li> </ul>

Options	U.S. Price	Required to Specify
<b>Surface Materials</b> <b>Base</b> <ul style="list-style-type: none"> <li>• Paint price group 1</li> <li>• Paint price group 2</li> <li>• Paint price group 3</li> </ul>	No cost No cost +\$86	Specify paint color number. Specify paint color number. Specify paint color number.

Specification Information				
Dimensions			Style	U.S.
D	W	H	Number	Base Price
55"	76"	93"	TS4TBL	\$2595

## Vertical Cord Cover



Standard Includes	Required to Specify
<ul style="list-style-type: none"> <li>• Vertical Cord Cover: black plastic</li> <li>• Attachment hardware</li> </ul>	Style number

Related Products
<ul style="list-style-type: none"> <li>• Big Table</li> <li>• Big Table with Trough</li> </ul>

Specification Information		
Length	Style	U.S.
	Number	Price
28"	TS4TVWM28	\$36
40"	TS4TVWM40	\$55

 **For Canadian Pricing**  
 Multiply U.S. Price by the Canadian price factor.  
 ▶ See page 1 for details.

Receptacles



Standard Includes	Required to Specify
-------------------	---------------------

- Receptacle: paint
- Attachment hardware
- 10' electrical cord

- 1 Style number
- 2 Paint color number
- 3 Options, if selected (see below)
- ▶ See *Surface Materials*, page 454.

Options	U.S. Price	Required to Specify
---------	------------	---------------------

<b>Surface Materials</b>	<b>Paint</b>	
	• Paint price group 1	No cost
	• Paint price group 2	+\$23
	• Paint price group 3	+\$35

- Specify paint color number.
- Specify paint color number.
- Specify paint color number.

<b>Related Products</b>	• Big Table with Trough	▶ Page 404
-------------------------	-------------------------	------------

Specification Information	
---------------------------	--

<b>Style Number</b>	<b>U.S. Base Price</b>
.....	.....

Tip: Pop-up receptacles come with a 10' cord.

▶ See Understanding page 396 to understand price differences between power options.

**Dual Pop-Up Receptacle, Power on Each End**

<b>TS4TPWR</b>	\$1129
.....	.....

**Dual Pop-Up Receptacle, One Power and One Data Port on Each End**

<b>TS4TPWRD</b>	\$1129
.....	.....

**Dual Pop-Up Receptacle, One Power and One USB Port on Each End**

<b>TS4TPWRUSB</b>	\$1296
.....	.....

**Dual Pop-Up Receptacle on One End**

<b>TS4TPWR1</b>	\$ 423
.....	.....

**Dual Pop-Up Receptacle, One Power and One Data Port on One End**

<b>TS4TPWRD1</b>	\$ 423
.....	.....

**Dual Pop-Up Receptacle, One Power and One USB on One End**

<b>TS4TPWRUSB1</b>	\$ 508
.....	.....



**For Canadian Pricing**  
 Multiply U.S. Price by the Canadian price factor.  
 ▶ See page 1 for details.



---

# Divisio Side Screen



**Statement of Line** **418**



**Product Details** **419**



**Specifying** **420**

---

# Statement of Line



Understanding  
▶ Page 419  
Specifying  
▶ Page 420

---

## Divisio Side Screen

---

29<sup>1</sup>/<sub>2</sub>"D

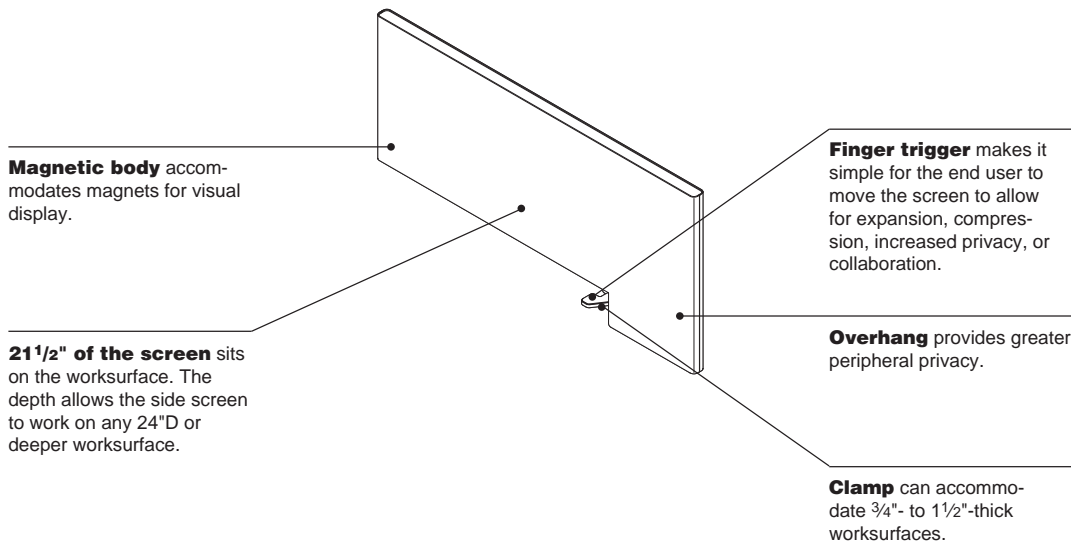
---

11<sup>5</sup>/<sub>8</sub>"H ●

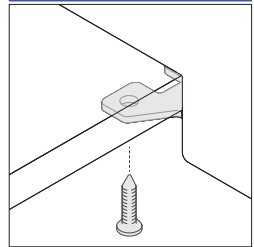
---

**Divisio side screen** is magnetic and provides a territorial boundary between users. The user-movable functionality allows users to decide when and where they need additional privacy. The screens may be used on any 3/4"- to 1 1/2"-thick worksurface.

► Specifying, page 420



## Product Details



**Divisio side screen** can be made more permanent by adding two screws through the clamp. For worksurfaces 1" thick or less; c:scape, FrameOne, Ology, Migration, a #10 x 3/4" countersunk wood screw is recommended. For worksurfaces over 1", a #10 x 7/8" countersunk wood screw is recommended.

## Actual Dimensions

<b>Depth</b>	29 1/2" (total), 21 1/2" (sits on worksurface)
<b>Width</b>	1 1/4"
<b>Height</b>	14 1/4" (total), 11 5/8" (above worksurface)

# Divisio Side Screen



*Tip: The Divisio side screen can be used on any 3/4"- to 1 1/2"-thick worksurface.*

*Tip: The Divisio side screen has an overhang of 8". This is important when planning for returns or storage.*

*Tip: The Divisio side screen weighs approximately 14 1/2 pounds. Take this into consideration when planning for use on height-adjustable worksurfaces.*

*Tip: The Divisio side screen is intended for use on the front of a worksurface.*

*Tip: The Divisio side screen does not work on knife edge profiles.*

Standard Includes	Required to Specify
-------------------	---------------------

- |  |  |   |
|--|--|---|
| <ul style="list-style-type: none"> <li>▶ Need help? Product details, page 419</li> </ul> | <ul style="list-style-type: none"> <li>• Screen: fabric price group A</li> <li>• Top cap and clamp: 4799 Platinum paint</li> </ul> | <ul style="list-style-type: none"> <li>1 Style number</li> <li>2 Fabric color number</li> <li>▶ See <i>Surface Materials Reference Manual</i>.</li> </ul> |
|--|--|---|

Options	U.S. Price	Required to Specify
---------	------------	---------------------

<b>Surface Materials</b>	<b>Fabric</b> <ul style="list-style-type: none"> <li>• Fabric price group A</li> <li>• Fabric price group 1</li> <li>• Fabric price group 2</li> <li>• Customer's Own Material (COM)</li> </ul>	<ul style="list-style-type: none"> <li>No cost</li> <li>No cost</li> <li>+\$21</li> <li>+\$23</li> </ul>	<ul style="list-style-type: none"> <li>Specify fabric color number.</li> <li>Specify fabric color number.</li> <li>Specify fabric color number.</li> <li>▶ See <i>Surface Materials Reference Manual</i>.</li> </ul>
--------------------------	---	--	--

Specification Information			
---------------------------	--	--	--

Dimensions		Style	U.S.
D	H	Number	Base Price
29 1/2"	11 5/8"	<b>DVSS2912</b>	\$509



**For Canadian Pricing**

Multiply U.S. Price by the Canadian price factor.

▶ See page 1 for details.

# Power and Communication Accessories



## Statement of Line 422



### Product Details

Power and Communication Spheres and Ports	424
SOTO Worktools	426



### Specifying

#### Power and Communication Accessories

Power Spheres	427
Power and Communication Spheres	427
Communication Sphere	428
Oval Power and Communication Ports	428
Round Power and Communication Ports	429
SOTO Wireless Charger	429
SOTO USB Charging Hub	430
Wire Manager	430
Wire Clips	430
Wire Guide Clips	431
Cable Tray	431

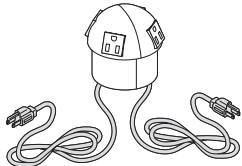
#### Cabling Components

Internode Cord and Cable Managers	432
Internode Harness Clips	432

Local electrical codes vary. Consult a qualified electrical contractor or engineer for the proper installation of electrical equipment.

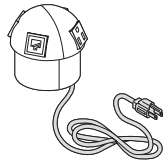
# Statement of Line

## Power and Communication Accessories



### Power Spheres

Understanding  
▶ Page 424  
Specifying  
▶ Page 427



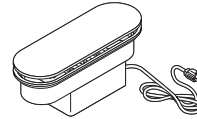
### Power and Communication Spheres

Understanding  
▶ Page 424  
Specifying  
▶ Page 427



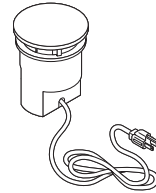
### Communication Sphere

Understanding  
▶ Page 424  
Specifying  
▶ Page 428



### Oval Power and Communication Ports

Understanding  
▶ Page 424  
Specifying  
▶ Page 428



### Round Power and Communication Ports

Understanding  
▶ Page 424  
Specifying  
▶ Page 429



### SOTO Wireless Charger

Understanding  
▶ Page 426  
Specifying  
▶ Page 429



### SOTO USB Charging Hub

Understanding  
▶ Page 426  
Specifying  
▶ Page 430



### Wire Manager

Understanding  
▶ Page 424  
Specifying  
▶ Page 430



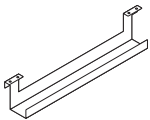
### Wire Clips

Understanding  
▶ Page 424  
Specifying  
▶ Page 430



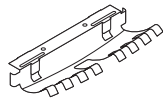
### Wire Guide Clips

Understanding  
▶ Page 424  
Specifying  
▶ Page 431



### Cable Tray

Understanding  
▶ Page 424  
Specifying  
▶ Page 431



### Internode Cord and Cable Managers

Specifying  
▶ Page 432



### Internode Harness Clip

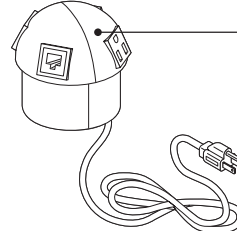
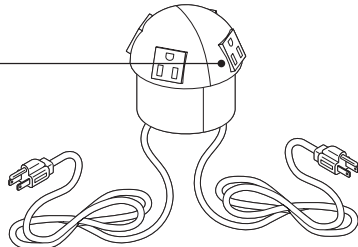
Specifying  
▶ Page 432



# Power and Communication Spheres and Ports

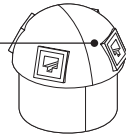
**Power and communication spheres and port** provide convenient desktop access to power outlets and data jacks.

**Power spheres** have four electrical outlets and two 6' cords with plug or conduit for hardwired applications.  
 ▶ Specifying, page 427

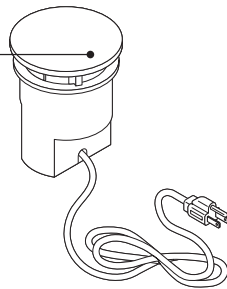


**Power and communication spheres** provide two electrical outlets, face plates for two customer-supplied voice/data jacks, and a 6' cord with plug or conduit.  
 ▶ Specifying, page 427

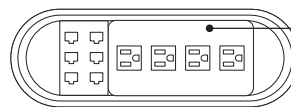
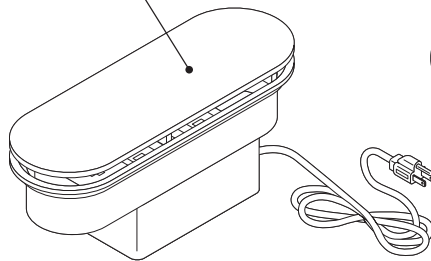
**Communication sphere** includes face plates for four customer-supplied voice/data jacks.  
 ▶ Specifying, page 428



**Oval and round power and communication ports** have low-profile covers that are almost flush with worksurface.  
 ▶ Specifying, page 428



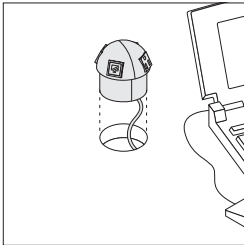
**Round power and communication port** includes two outlets and two adapters to accommodate customer-supplied standard voice/data jacks.



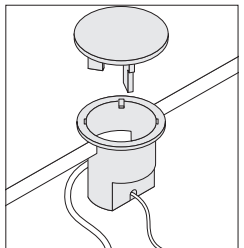
**Oval power and communication port** includes four outlets and can accommodate up to six voice/data jacks. Port ships with six Cat 5e RJ 45 jacks and six Cat 3 RJ11 jacks.



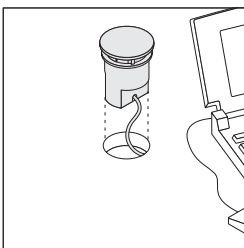
**Product Details**



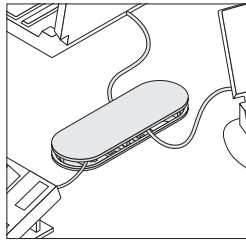
**Power and communication spheres** are field installed. You can specify a factory-cut mounting hole in Convene tables to accommodate spheres, or use a 3"-diameter drill to cut mounting hole at desired location.




**Oval and round power and communication ports** contain an opening in one side of lower port that allows excess wire and cable cords to drop beneath the worksurface, leaving the port clear.



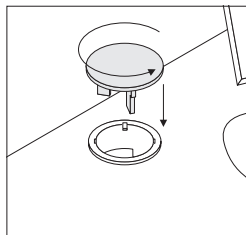
**Round port** is field installed. You can specify a factory-cut mounting hole in Convene tables to accommodate port, or use a 3½" diameter drill to cut mounting hole at desired location.



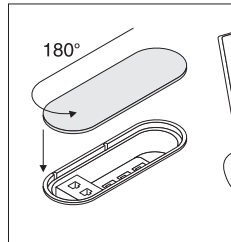
**Oval port** is ideal for use with conference tables or other installations requiring high-capacity power and communication. You must specify a factory-cut mounting hole to accommodate oval ports in Convene tables.



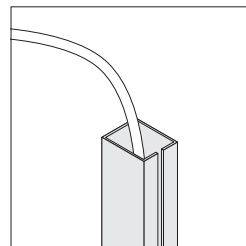
**Lid of port** in up position allows low-profile routing.



**Lid** can drop down when port is not in use and conceal outlets. Twist lid until legs line up with slots and push down until lid is flush with housing.



**Lid on oval port** can drop down when not in use and conceal outlets. Turn lid 180° and push down so lid will be flush with housing.



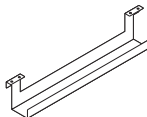
**Wire manager** is available to organize cables routed vertically or horizontally beneath the worksurface. It can be cut on site as needed.

► Page 430



**Wire guide clip** has an adhesive back to allow it to stick to painted metal components under a worksurface for routing and managing cords. Double clip can be screwed to the underside of a worksurface.

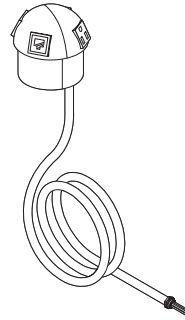
► Page 430



**Cable storage trays**, field installed under the worksurface, hold cables out of the way.

**Wiring & Cabling**

**6' power cord** is included on power and communication spheres and port.




**Hardwired version of power and communication sphere** is available with 6' Greenfield conduit. *Tip: Hardwiring must be done by a licensed electrician.*

**Chicago, New York City, and Los Angeles** have special requirements.

**Underwriters Laboratory (UL) and Canadian Standards Association (CSA) listed.** These products have been designed to meet U.S. and Canadian national electrical and energy codes and most local building codes. Local electrical codes vary. Consult a qualified electrician or electrical engineer for proper installation of all electrical equipment.

# SOTO Worktools

## SOTO Wireless Charger



► Specifying, page 429

### Product Details

**SOTO wireless charger** comes standard with a 5-watt wireless charging surface.

**SOTO wireless charger** can be freestanding or placed into the optional cork pedestal to allow for articulation.

### Surface Materials

**SOTO wireless charger**

- 6009 Arctic White
- 6302 Baltic
- 6338 Chili
- 6527 Merle

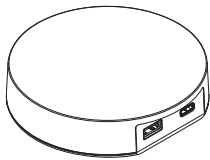
### Actual Dimensions

**Diameter** 7"

**Height** 2<sup>3</sup>/<sub>10</sub>"

**Weight** 1.10 lb

## SOTO USB Charging Hub



► Specifying, page 430

### Product Details

**SOTO USB charging hub** comes standard with two USB charging ports, one USB type-A providing 15-watts and one USB type-C providing 60-watts.

**SOTO USB charging hub** can be freestanding or mounted using the provided hook and loop strips.

**SOTO USB charging hub** is compatible to mount on SOTO shelves, SOTO laptop shelf, and SOTO monitor bridge.

### Surface Materials

**SOTO USB charging hub**

- 6009 Arctic White
- 6302 Baltic
- 6338 Chili
- 6527 Merle

### Actual Dimensions

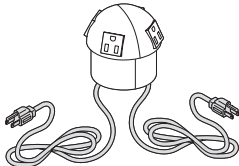
**Diameter** 4<sup>1</sup>/<sub>4</sub>"

**Height** 1"

**Weight** 0.77 lb

# Power and Communication Accessories

## Power Spheres



*Tip: Sphere is field installed. You can specify a factory-cut mounting hole in Convене tables to accommodate sphere. Or use a 3" diameter drill to cut mounting hole in desired location in a table or any worksurface.*

Standard Includes	Required to Specify
<ul style="list-style-type: none"> <li>▶ Need help? Product details, page 424</li> <li>• Sphere with four simplex electrical outlets: black plastic</li> <li>• Two 6' power cords (each rated at 15 amps), if selected: black plastic</li> <li>• Two 6' Greenfield conduits (each rated at 15 amps), if selected: metal</li> </ul>	Style number

Specification Information				
• Dimensions			• Style	• U.S.
D	W	H	Number	Price

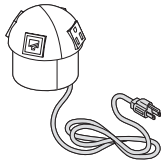
### Four Electrical Outlets with 6' Power Cords

3 <sup>3</sup> / <sub>8</sub> "	3 <sup>3</sup> / <sub>8</sub> "	3"	<b>PTDMGB1</b>	\$365
---------------------------------	---------------------------------	----	----------------	-------

### Four Electrical Outlets with 6' Greenfield Conduits for Hardwiring

3 <sup>3</sup> / <sub>8</sub> "	3 <sup>3</sup> / <sub>8</sub> "	3"	<b>PTDMGB2</b>	\$639
---------------------------------	---------------------------------	----	----------------	-------

## Power and Communication Spheres



*Tip: Sphere is field installed. You can specify a factory-cut mounting hole in Convене tables to accommodate sphere. Or use a 3" diameter drill to cut mounting hole in desired location in a table or any worksurface.*

Standard Includes	Required to Specify
<ul style="list-style-type: none"> <li>▶ Need help? Product details, page 424</li> <li>• Sphere with two simplex electrical outlets: black plastic</li> <li>• Face plates to accommodate two customer-supplied voice/data jacks: black plastic</li> <li>• 6' power cord with plug rated at 15 amps, if selected: black plastic</li> <li>• 6' Greenfield conduit for hardwiring, if selected: metal</li> </ul>	Style number

Specification Information				
• Dimensions			• Style	• U.S.
D	W	H	Number	Price

### Sphere with One 6' Power Cord

3 <sup>3</sup> / <sub>8</sub> "	3 <sup>3</sup> / <sub>8</sub> "	3"	<b>PTDMGB3</b>	\$365
---------------------------------	---------------------------------	----	----------------	-------

### Sphere with One 6' Greenfield Conduits for Hardwiring

3 <sup>3</sup> / <sub>8</sub> "	3 <sup>3</sup> / <sub>8</sub> "	3"	<b>PTDMGB4</b>	\$522
---------------------------------	---------------------------------	----	----------------	-------

*Tip: Face plates in sphere accommodates standard voice/data jacks. Order jacks by calling any of the manufacturers listed below:*

- AMP Corporation 1.800.522.6752
- Leviton 1.800.722.2082
- Lucent 1.800.344.0223
- Krone 1.800.775.5766
- Panduit 1.800.777.3300



**For Canadian Pricing**  
Multiply U.S. Price by the Canadian price factor.  
▶ See page 1 for details.

## Communication Sphere



*Tip: Sphere is field installed. You can specify a factory-cut mounting hole in Convene tables to accommodate sphere. Or use a 3" diameter drill to cut mounting hole in desired location in a table or any worksurface.*

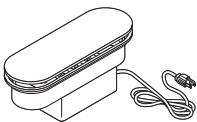
*Tip: Jacks can be purchased by calling any of the manufacturers listed below:*

- AMP Corporation 1.800.522.6752
- Leviton 1.800.722.2082
- Lucent 1.800.344.0223
- Krone 1.800.775.5766
- Panduit 1.800.777.3300

Standard Includes	Required to Specify
<ul style="list-style-type: none"> <li>▶ Need help? Product details, page 424</li> <li>• Sphere with face plates to accommodate four customer-supplied voice/data jacks: black plastic</li> </ul>	Style number

Specification Information				
Dimensions			Style	U.S.
D	W	H	Number	Price
3 <sup>3</sup> / <sub>8</sub> "	3 <sup>3</sup> / <sub>8</sub> "	3"	<b>PTDMGB5</b>	\$365

## Oval Power and Communication Ports



*Tip: Port is field installed. You must specify a factory-cut mounting hole in Convene tables to accommodate oval port. Hole needed for oval port cannot be field cut.*

*Tip: Jacks can be purchased by calling any of the manufacturers listed below:*

- AMP Corporation 1.800.522.6752
- Leviton 1.800.722.2082
- Lucent 1.800.344.0223
- Krone 1.800.775.5766
- Panduit 1.800.777.3300

Standard Includes	Required to Specify
<ul style="list-style-type: none"> <li>▶ Need help? Product details, page 424</li> <li>• Oval unit with four electrical outlets and circuit breaker: black plastic</li> <li>• Oval cap: black plastic</li> <li>• 6' power cord with plug rated at 15 amps</li> <li>• Decorative metal cap, if selected: 9201 Polished Chrome or 9211 Nickel</li> <li>• Six Cat 5e RJ 45 jacks and six Cat 3 RJ11 jacks</li> </ul>	<ul style="list-style-type: none"> <li>1 Style number</li> <li>2 Finish color number for decorative metal cap, if selected: 9201 Polished Chrome 9211 Nickel</li> </ul>

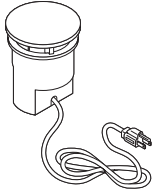
Specification Information				
Dimensions			Style	U.S.
D	W	H	Number	Price
12 <sup>3</sup> / <sub>8</sub> "	3 <sup>7</sup> / <sub>8</sub> "	4 <sup>9</sup> / <sub>16</sub> "	<b>PTRLGB1</b>	\$798

Decorative Metal Cap				
Dimensions			Style	U.S.
D	W	H	Number	Price
12 <sup>3</sup> / <sub>8</sub> "	3 <sup>7</sup> / <sub>8</sub> "	1/4"	<b>PTRLGBCAP</b>	\$196



**For Canadian Pricing**  
 Multiply U.S. Price by the Canadian price factor.  
 ▶ See page 1 for details.

## Round Power and Communication Ports



Tip: Port is field installed. You can specify a factory-cut mounting hole in Convene tables to accommodate port. Or use a 3 1/2" diameter drill to cut mounting hole in desired location in a table or any worksurface.

Tip: Jacks can be purchased by calling any of the manufacturers listed below:

- AMP Corporation 1.800.522.6752
- Leviton 1.800.722.2082
- Lucent 1.800.344.0223
- Krone 1.800.775.5766
- Panduit 1.800.777.3300

Standard Includes		Required to Specify
▶ Need help? Product details, page 424	<ul style="list-style-type: none"> <li>• Round unit with two electrical outlets: black plastic</li> <li>• 6' power cord with plug rated at 15 amps: black plastic</li> <li>• Adapters for two customer-supplied data couplers/jacks</li> <li>• Decorative metal cap, if selected: 9201 Polished Chrome or 9211 Nickel</li> </ul>	1 Style number 2 Finish color number for decorative metal cap, if selected: 9201 Polished Chrome 9211 Nickel

Specification Information				
Dimensions			Style	U.S.
D	W	H	Number	Price
4 1/4"	4 1/4"	4 5/16"	PTRSGB1	\$541

Round Power and Communication Port				
4 1/4"	4 1/4"	4 5/16"	PTRSGB1	\$541

Decorative Metal Cap				
4 1/2"	4 1/4"	1/4"	PTRSGBCAP	\$101

## SOTO Wireless Charger



Tip: Optional cork pedestal allows for articulation of the charger.

Standard Includes		Required to Specify
▶ Need help? Product details, page 426	<ul style="list-style-type: none"> <li>• SOTO wireless charger: plastic</li> </ul>	1 Style number 2 Plastic color number: 6009 Arctic White 6302 Baltic 6338 Chili 6527 Merle 3 Options, if selected (see below)

Options	Price	Required to Specify
<b>Cork Pedestal</b> • Cork pedestal	No cost	Specify with cork pedestal.

Specification Information			
Dimensions		Weight	Style
Dia.	H		Number
7"	2 3/10"	1.10 lb	DSWIRELESS
			\$76

 **For Canadian Pricing**  
 Multiply U.S. Price by the Canadian price factor.  
 ▶ See page 1 for details.

Power and Communication Accessories, continued

**SOTO USB Charging Hub**




Standard Includes	Required to Specify
-------------------	---------------------

- |  |   |   |
|--|---|---|
| <ul style="list-style-type: none"> <li>▶ Need help? Product details, page 426</li> </ul> | <ul style="list-style-type: none"> <li>• SOTO USB charging hub: plastic</li> <li>• Hook and loop strips for mounting</li> </ul> | <ul style="list-style-type: none"> <li>1 Style number</li> <li>2 Plastic color number:                             <ul style="list-style-type: none"> <li>6009 Arctic White</li> <li>6302 Baltic</li> <li>6338 Chili</li> <li>6527 Merle</li> </ul> </li> </ul> |
|--|---|---|

Specification Information				
Dimensions		Weight	Style Number	U.S. Price
Dia.	H			

4 1/4"	1"	0.77 lb	<b>DSUSBC</b>	\$76
--------	----	---------	---------------	------

**Wire Manager**



Standard Includes	Required to Specify
-------------------	---------------------

- |  |  |  |
|--|--|--|
| <ul style="list-style-type: none"> <li>▶ Need help? Product details, page 424</li> </ul> | <ul style="list-style-type: none"> <li>• 25" wire manager with double-sided tape: black plastic</li> </ul> | <ul style="list-style-type: none"> <li>Style number</li> </ul> |
|--|--|--|

Specification Information				
Dimensions			Style Number	U.S. Price
D	W	H		

1"	3/4"	25"	<b>AWVW</b>	\$22
----	------	-----	-------------	------

**Wire Clips**



Standard Includes	Required to Specify
-------------------	---------------------

- |  |   |  |
|--|---|--|
| <ul style="list-style-type: none"> <li>▶ Need help? Product details, page 425</li> </ul> | <ul style="list-style-type: none"> <li>• Carton of six: black plastic only</li> <li>• Foam tape</li> <li>• Mounting screws</li> </ul> | <ul style="list-style-type: none"> <li>Style number</li> </ul> |
|--|---|--|

Specification Information	
Style Number	U.S. Price

<b>999CHT</b>	\$106
---------------	-------



**For Canadian Pricing**  
 Multiply U.S. Price by the Canadian price factor.  
 ▶ See page 1 for details.

### Wire Guide Clips

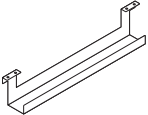


Tip: Recommended for painted metal surfaces only.

Standard Includes	Required to Specify
<ul style="list-style-type: none"> <li>▶ Need help? Product details, page 424</li> <li>• Carton of 20 adhesive-backed wire guide clips: black plastic only</li> </ul>	Style number

Specification Information	
Style Number	U.S. Price
32WCP	\$58
:	:

### Cable Tray



Tip: Cable tray can be mounted behind a technology modesty panel.

Standard Includes	Required to Specify
<ul style="list-style-type: none"> <li>▶ Need help? Product details, page 424</li> <li>• Cable tray: black paint only</li> <li>• Attachment hardware</li> </ul>	Style number

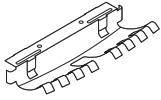
Specification Information				
Dimensions			Style Number	U.S. Price
D	W	H		
3"	32"	5¼"	AWAA	\$106
:	:	:	:	:



**For Canadian Pricing**  
Multiply U.S. Price by the Canadian price factor.  
▶ See page 1 for details.

# Cabling Components

## Internode Cord and Cable Managers



Tip: Use the cord and cable manager to manage a large volume of wires or to hold conduit, from power units and power channels, underneath Convene table tops.

Standard Includes	Required to Specify
<ul style="list-style-type: none"> <li>• Cord and cable manager: 6653 Solar Black only</li> <li>• Package of four</li> </ul>	Style number

Specification Information				
• Dimensions			• Style	• U.S.
D	W	H	Number	Price
3½"	10"	1¾"	<b>GFUCCM</b>	\$199

## Internode Harness Clips



Tip: Use the harness clip to route conduit, from power units and power channels, underneath Convene table tops.

Standard Includes	Required to Specify
<ul style="list-style-type: none"> <li>• Package of 25 harness clips with screws: black only</li> </ul>	Style number

Specification Information		
• Diameter	• Style	• U.S.
	Number	Price
1¼"	<b>GFUCMC</b>	\$64






**For Canadian Pricing**  
 Multiply U.S. Price by the Canadian price factor.  
 ▶ See page 1 for details.



---

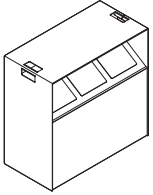
# Victor2

	
<b>Statement of Line</b>	<b>434</b>
	
<b>Understanding</b>	<b>436</b>
	
<b>Specifying</b>	
Mobile Unit	<b>438</b>
Freestanding Units	<b>440</b>
Tray Shelf and Display	<b>442</b>

**Underwriters Laboratory (UL) and Canadian Standards Association (CSA) listed.** These lights have been designed to meet U.S. and Canadian national electrical and energy codes and most local building codes. Local electrical codes vary, so you should consult a qualified electrical contractor or engineer for proper installation of all electrical equipment.

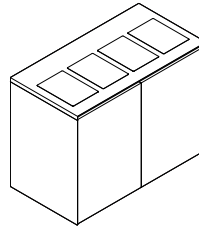
# Statement of Line

Victor2



Understanding  
▶ Page 436  
Specifying  
▶ Page 438

## Mobile Unit



Understanding  
▶ Page 436  
Specifying  
▶ Page 440

## Freestanding Unit



Understanding  
▶ Page 436  
Specifying  
▶ Page 442

## Tray Shelf



Understanding  
▶ Page 436  
Specifying  
▶ Page 442

## Display



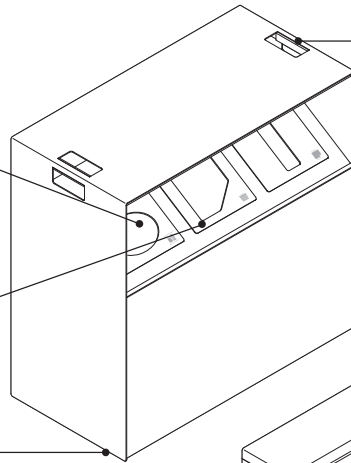
# Victor2

**Victor2** is a recycling solution that is appropriate for supporting larger work groups, conference rooms, and cafés. A mobile unit and two freestanding units are available. ▶ Specifying, page 438

**Mobile unit** has three openings. Eight insert options are available to pick for the openings. These eight insert options contain English, Spanish, and French.

**Receptacles** contain features to accommodate oversized bags.

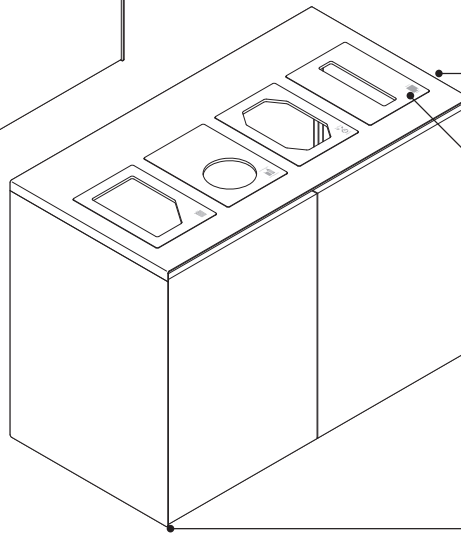
**Four non-locking casters** are standard. Two casters swivel, and two casters are fixed.



**Soft-touch integral handle** allows easy movement from one location to another.

**Receptacles** fit bags from 30 gallon size and larger.

**Freestanding unit** has four or five openings. Eight insert options are available to pick for the openings. These eight insert options contain English, Spanish, and French.

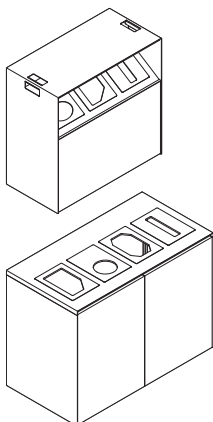


**Leveling glides** are fully adjustable up to 1 1/2".

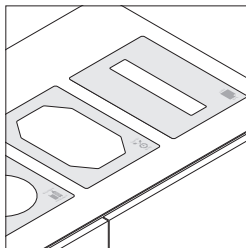
## Actual Dimensions

	Mobile Unit	Freestanding Unit
Depth	18"	25"
Width	36"	48" or 60"
Height	36"	36"

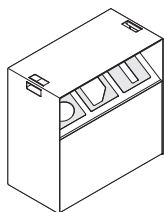
## Product Details



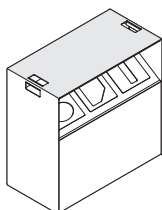
**Mobile and freestanding units** are standard with a metal case and top. Front and back of unit are available in wood or laminate.



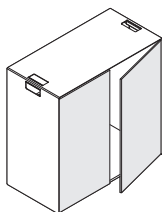
**Acrylic inserts etched with recycling icons** are standard on mobile and freestanding units. The verbiage for each icon is in English/Spanish/French on the same insert.



**Mobile unit** is standard with three openings for inserts and sloped receptacles with built-in bag holding system.



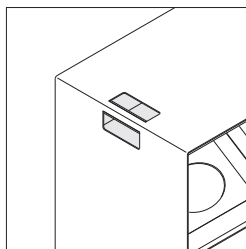
**Top on the mobile unit** can be used for food service use or tray storage.



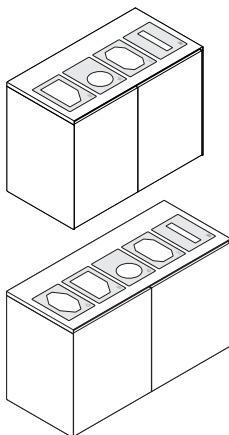
**Hinged doors on the back** are standard on the mobile unit for easy access to receptacles.

**Four non-locking concealed casters**, two swivel and two fixed, are standard on the mobile unit.

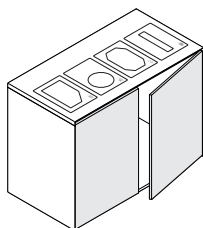
**Receptacles in mobile unit** can accommodate 12 gallons each.



**Soft-touch integral handle on mobile unit** allows for easy movement from one location to another.



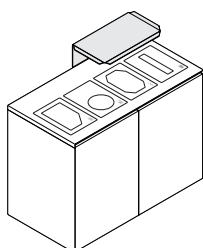
**Freestanding unit** is standard with either four or five openings for inserts on the top of the unit.



**Hinged doors on the front** are standard on the freestanding unit for easy access to the receptacles.

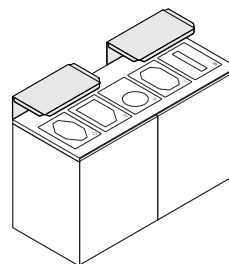
**Leveling glides** on freestanding units are fully adjustable to 1 1/2".

**Receptacles in freestanding unit** can accommodate 30 gallon size and larger.



**Tray shelf** can only be used with the freestanding unit.

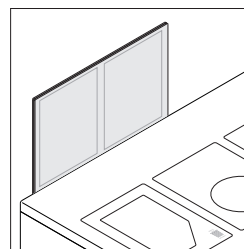
**Tray shelf** fits most trays up to 20 3/4" x 12".



### Freestanding four- or five-slot opening

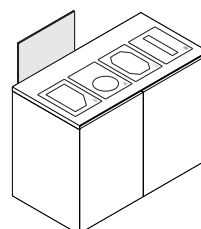
will accommodate two tray shelves. *Tip: A gap of 15" will separate the two tray shelves on a five-opening unit.*

**Maximum capacity of tray** is 20 food trays with maximum size of tray 20" x 20".

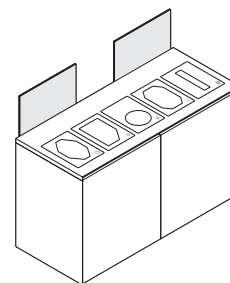


**Display** holds two 8 1/2" x 11" papers or one 11" x 17" paper.

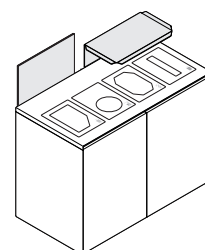
*Tip: Paper will be between two acrylic plates. Paper can easily be replaced without tools.*



**Display** can only be used with the freestanding unit.



**Freestanding four- or five-slot opening** will accommodate two displays. *Tip: A gap of 18 1/2" will separate the two displays on a five-opening unit.*



**One tray shelf and one display** can be used on the freestanding unit.

## Surface Materials

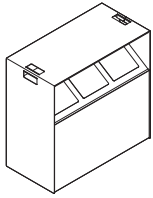
### Top and sides

- Paint

### Back and front

- Wood
- Laminate (HPL)
- Customiz stain (option on wood)

# Mobile Unit



Tip: Acrylic inserts lift out without tools for ease of cleaning and changeability.

Tip: Verbiage on each insert contains English, Spanish, and French.









For laminate price group 2 pricing, please refer to the electronic catalog or SmartTools.

Tip: Receptacle contains features to accommodate oversized bags.

Tip: Soft-touch integral handle allows easy movement from one location to another.

 **For Canadian Pricing**  
Multiply U.S. Price by the Canadian price factor.  
▶ See page 1 for details.

Standard Includes	Required to Specify
<ul style="list-style-type: none"> <li>▶ Need help? Product details, page 436</li> <li>• Mobile unit:                             <ul style="list-style-type: none"> <li>- Front and back: wood group 1</li> <li>- Sides and top: paint</li> <li>• Finished back hinged doors</li> <li>• Three slot opening with sloped receptacles and built in bag holding system</li> <li>• Acrylic inserts etched with recycling icons and wording</li> <li>• Three 100% recycled plastic rigid recycling bins – 12 gallon capacity each</li> <li>• Four non-locking black casters: two swivel/two fixed</li> </ul> </li> </ul>	<ol style="list-style-type: none"> <li>1 Style number</li> <li>2 Wood color number for front and back</li> <li>3 Paint color number for sides and top (case)</li> <li>4 Three acrylic inserts (see below under Required Selections)</li> <li>5 Options, if selected (see below)</li> </ol> <p>▶ See <i>Surface Materials</i>, page 454.</p>

Required Selections	
<b>Acrylic Inserts</b> (Pick three)	
 Plastic	 Compost
 Mixed	 Waste
 Paper	 Aluminum
 Returnables	 Glass

Options	U.S. Price	Required to Specify
<b>Surface Materials</b>		
<b>Wood front and back</b>		
<ul style="list-style-type: none"> <li>• Wood group 2</li> <li>• Wood group 3</li> <li>• Customiz stain</li> </ul>	<ul style="list-style-type: none"> <li>+\$102</li> <li>+\$353</li> <li>No cost</li> </ul>	Specify wood color number. Specify wood color number. Specify <i>with Customiz stain</i> . ▶ See <i>Surface Materials Reference Manual</i> .
<b>Laminate front and back</b>		
<ul style="list-style-type: none"> <li>• Laminate price group 1</li> <li>• Laminate price group 2</li> <li>• Open Line Laminate</li> </ul>	<ul style="list-style-type: none"> <li>-\$474</li> <li>See information at left</li> <li>-\$372 plus cost of laminate</li> </ul>	Specify laminate color number. Specify laminate color number. ▶ See <i>Surface Materials Reference Manual</i> .
<b>Paint on case</b>		
<ul style="list-style-type: none"> <li>• Paint price group 1</li> <li>• Paint price group 2</li> <li>• Paint price group 3</li> </ul>	<ul style="list-style-type: none"> <li>No cost</li> <li>+\$111</li> <li>+\$192</li> </ul>	Specify paint color number. Specify paint color number. Specify paint color number.

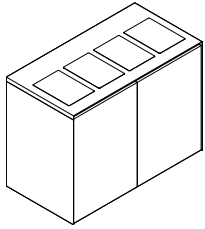
Specification Information				
Dimensions			Style	U.S.
D	W	H	Number	Base Price
18"	36"	36"	<b>AWRM183636</b>	\$5610

## Mobile Unit—3 Openings

18"	36"	36"	<b>AWRM183636</b>	\$5610
-----	-----	-----	-------------------	--------



# Freestanding Units



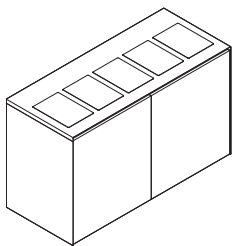
► Need help?  
Product details,  
page 436

## Standard Includes

- Freestanding unit:
  - Front and back: wood group 1
  - Side and top: paint
- Finished back
- Four or five top slot openings with receptacles
- Acrylic inserts etched with recycling icons and wording
- Four or five recycling bins (capacity of 23 gallon each receptacle) – fits 30 gallon size bags and larger
- Leveling glides: black only

## Required to Specify

- 1 Style number
  - 2 Wood color number for front and back
  - 3 Paint color number for sides and top (case)
  - 4 Four or five acrylic inserts (see below under Required Selections)
  - 5 Options, if selected (see below)
- See *Surface Materials*, page 454.



*Tip: Tray shelf and display are ordered separately.*

*Tip: Acrylic inserts lift out without tools for ease of cleaning and changeability.*

*Tip: Verbiage on each insert contains English, Spanish, and French.*

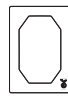
**For laminate price group 2 pricing,** please refer to the electronic catalog or SmartTools.

## Required Selections

**Acrylic Inserts** (Pick four or five)



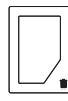
Plastic



Compost



Mixed



Waste



Paper



Aluminum



Returnables



Glass

## Options

### Surface Materials

### Wood front and back

- Wood group 2
- Wood group 3
- Customiz stain

Prices at right  
Prices at right  
No cost

## Required to Specify

Specify wood color number.  
Specify wood color number.  
Specify *with Customiz stain*.  
► See *Surface Materials Reference Manual*.

### Laminate front and back

- Laminate price group 1
  - Four opening –\$ 788
  - Five opening –\$1103
- Laminate price group 2
  - Four opening See information at left
  - Five opening See information at left
- Open Line Laminate
  - Four opening –\$ 686 plus cost of laminate
  - Five opening –\$1001 plus cost of laminate

Specify laminate color number.  
Specify laminate color number.

Specify laminate color number.  
Specify laminate color number.

► See *Surface Materials Reference Manual*.

► See *Surface Materials Reference Manual*.

### Paint on case

- Paint price group 1 No cost
- Paint price group 2 +\$ 111
- Paint price group 3 +\$ 192

Specify paint color number.  
Specify paint color number.  
Specify paint color number.

### Related Products

- Tray Shelf
- Display

► Page 442  
► Page 442



### For Canadian Pricing

Multiply U.S. Price by the Canadian price factor.

► See page 1 for details.

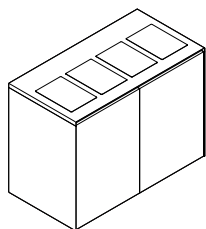


**Specification Information**

Dimensions			Style Number	U.S. Base Price	Options	
D	W	H			(Add \$ to Base Price)	
<b>Wood</b>						
Wood front and back						
			Wood	Wood		
			Group 2	Group 3		

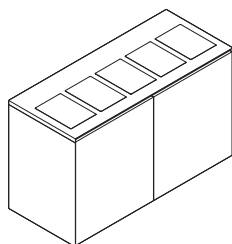
**Freestanding Unit—4 Openings**

25"	48"	36"	<b>AWRF254836</b>	\$ 8015	+\$183	+\$641
-----	-----	-----	-------------------	---------	--------	--------



**Freestanding Unit—5 Openings**

25"	60"	36"	<b>AWRF256036</b>	\$10,099	+\$232	+\$804
-----	-----	-----	-------------------	----------	--------	--------



 **For Canadian Pricing**  
 Multiply U.S. Price by the Canadian price factor.  
 ▶ See page 1 for details.

# Tray Shelf and Display

## Tray Shelf



Tip: Tray shelf fits most trays up to 20<sup>3</sup>/<sub>4</sub>" x 12".

Tip: Tray shelf cannot be used with the mobile unit.

Tip: Two tray shelves can be used on the freestanding 4 or 5 slot opening. A 15" gap will separate the two tray shelves if used on the freestanding 5 unit.

Tip: Maximum tray storage is 20 food trays.

Standard Includes		Required to Specify	
▶ Need help? Product details, page 436	• Tray shelf: paint	1 Style number 2 Paint color number for tray 3 Options, if selected (see below) ▶ See <i>Surface Materials</i> , page 454.	
Options		U.S. Price	Required to Specify
<b>Surface Materials</b>	• Paint price group 1	No cost	Specify paint color number.
	• Paint price group 2	+\$16	Specify paint color number.
	• Paint price group 3	+\$34	Specify paint color number.
<b>Related Products</b>	• Freestanding units		▶ Page 440
Specification Information			
Dimensions			U.S. Base Price
D	W	H	Style Number
12 <sup>3</sup> / <sub>4</sub> "	22 <sup>1</sup> / <sub>4</sub> "	9 <sup>15</sup> / <sub>16</sub> "	AWTS
			\$559

## Display



Tip: Display holds two 8<sup>1</sup>/<sub>2</sub>" x 11" papers or one 11" x 17".

Tip: Display cannot be used with the mobile unit.

Tip: Two displays can be used on the freestanding 4 or 5 slot opening. A gap of 18<sup>1</sup>/<sub>2</sub>" will separate the two displays if used on the freestanding 5 unit.

Tip: Paper is placed between the two acrylic plates.

Standard Includes		Required to Specify	
▶ Need help? Product details, page 436	• Display • Attachment brackets: paint	1 Style number 2 Paint color number for bracket 3 Options, if selected (see below) ▶ See <i>Surface Materials</i> , page 454.	
Options		U.S. Price	Required to Specify
<b>Surface Materials</b>	• Paint price group 1	No cost	Specify paint color number.
	• Paint price group 2	+\$16	Specify paint color number.
	• Paint price group 3	+\$34	Specify paint color number.
<b>Related Products</b>	• Freestanding units		▶ Page 440
Specification Information			
Dimensions			U.S. Base Price
D	W	H	Style Number
13 <sup>1</sup> / <sub>16</sub> "	20 <sup>3</sup> / <sub>4</sub> "	15 <sup>1</sup> / <sub>2</sub> "	AWDR
			\$559



### For Canadian Pricing

Multiply U.S. Price by the Canadian price factor.

▶ See page 1 for details.

---

# Lighting

<b>Shelf Light Comparison</b>	<b>444</b>
<b>Product Details</b>	
Shelf Lights	<b>446</b>
<b>Daisy Chaining</b>	<b>450</b>
<hr/>	
<b>Specifying</b>	
Standard Shelf Lights	<b>451</b>
LED Shelf Lights	<b>452</b>

**Underwriters Laboratory (UL) and Canadian Standards Association (CSA) listed.** These lights have been designed to meet U.S. and Canadian national electrical and energy codes and most local building codes. Local electrical codes vary, so you should consult a qualified electrical contractor or engineer for proper installation of all electrical equipment.

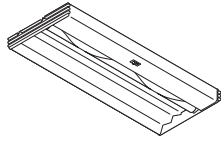
# Shelf Light Comparison

**Shelf lights** mount into the recessed bottom of storage shelves and bins to illuminate the worksurface. Shelf lights are available to control the quality of light for specific applications. Each type is compatible with Steelcase systems furniture.

## Shelf Lights

### Storage-Mounted Lights

#### Standard Shelf Light



#### Mounting Options

- Universal mounting package (standard)
- Flush mount
- Competitive mounting package

- ▶ Understanding Page 446
- ▶ Specifying Page 451

#### Depth

9<sup>1</sup>/<sub>4</sub>"

#### Width

25", 37", or 49"

#### Lamp

- T8 Fluorescent

#### Watts/Lumens/Efficacy

25"W-17 Watts/1343 Lumens/79 Efficacy  
37"W-25 Watts/2150 Lumens/86 Efficacy  
49"W-32 Watts/2899 Lumens/90.6 Efficacy

#### Color Temperature

3500K

#### Description

The right choice for the majority of people in today's workplace who switch frequently from task to task throughout the day.

#### Optics

Faceted, white reflector  
Contrast sleeve that can be manually rotated to vary light

#### Ballasts

- Electronic ballast
- High power factor ballast

#### Electronic Dimmer

- Not available

#### Lens Options

- None

#### Average Rated Lamp Life

- 20,000 hours

#### Warranty

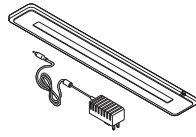
- Ballast - 5 years
- Fixture - 12 years

**Shelf lights** offer end users added control and adjustability to place the proper amount of task lighting to create a holistic work-setting. Ideally suited for recessed mount applications to bottom of bin or shelf.

## LED Shelf Light

### Storage-Mounted Lights

#### LED Shelf Light



<b>Mounting</b>	<ul style="list-style-type: none"> <li>Standard includes magnetic mount for steel bins and shelves. Optional fastener kit for wood and aluminum shelves are available.</li> </ul>
	<ul style="list-style-type: none"> <li>Understanding</li> <li>▶ Page 448</li> <li>Specifying</li> <li>▶ Page 452</li> </ul>
<b>Depth</b>	2½"
<b>Width</b>	18"
<b>Number of LEDs</b>	102 LEDs
<b>Watts/Lumens/Efficacy</b>	9.6 Watts /522 Lumens/54 Efficacy
<b>Color Rendering Index</b>	94
<b>Color Temperature</b>	3500K
<b>Description</b>	The most environmentally-friendly light in the portfolio. Consumes only 11 watts of power, contains no harmful metals (mercury), and has a useful life of over 50,000 hours. Ideally suited for recessed mount applications to bottom of bin or shelf.
<b>Finish Options</b>	<ul style="list-style-type: none"> <li>Bottom surface clear anodized aluminum only. Plastic cover Arctic White (6009) or Black (6000).</li> </ul>
<b>Optics</b>	<ul style="list-style-type: none"> <li>Polycarbonate matte film</li> </ul>
<b>Ballasts</b>	<ul style="list-style-type: none"> <li>Energy saving low-voltage power supply</li> </ul>
<b>Electronic Dimmer</b>	<ul style="list-style-type: none"> <li>Standard on all lights</li> </ul>
<b>Average Rated Lamp Life</b>	<ul style="list-style-type: none"> <li>50,000 hrs.</li> </ul>
<b>Warranty</b>	<ul style="list-style-type: none"> <li>Power supply - 5 years</li> <li>Fixture - 12 years</li> </ul>

# Shelf Lights

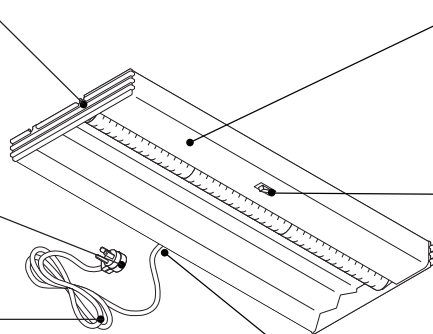
## Standard

► Specifying, page 451

**End cap cord managers**, molded into the durable plastic end caps, allow you to route and manage excess cord.

**Plug** is flat so it remains close to the receptacle.

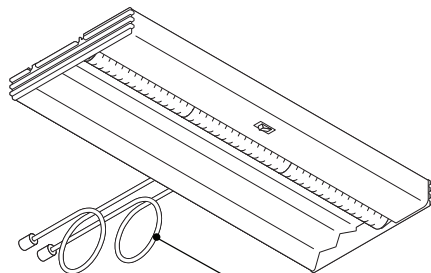
**9' cord with grounded plug** is factory installed. Length is maximum allowed by U.S. National Electrical Code. Cord with circuit breaker is available to meet the requirements of the Chicago code.



**Housing** is painted black. Optional paint colors are available.

**On-off switch** is centered on the front edge of the Standard shelf light.

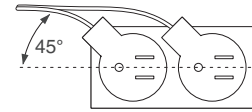
**Cord** exits from the center of the back of the light for Standard shelf light.



**Daisy chain cords** have modular connectors to link Standard shelf lights together.

### Product Details

**Shelf light** includes the lamp, ballast, and either a 9' cord with three-prong plug or daisy-chain cords.

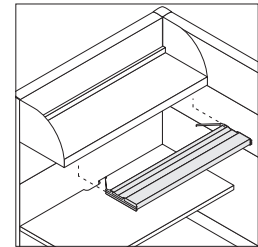


**Plug configuration** allows two Standard shelf lights to engage adjacent outlets in one receptacle.

**Energy-saving T8 lamps** have triphosphor coating for balanced color and pleasing light.

### Connections

**Shelf light mounts recessed or flush** depending on design of overhead storage bin or shelf. Installation is done in the field.



**Universal bracket** allows shelf light to be installed without tools under most metal overhead storage bins and shelves.

**Specify** Underline task light or LED shelf light for use under 24" wide bins. Standard and Bottomline 24" wide lights do not fit under 24" wide bins.



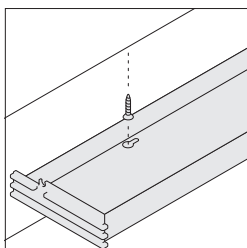
**Daisy chain starter cord** must be ordered separately when used with Standard shelf lights in a daisy chain application.

### Actual Dimensions

#### Standard

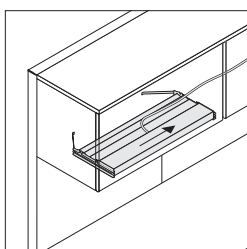
Depth	9 <sup>1</sup> / <sub>4</sub> " (235 mm)
Width	24 <sup>5</sup> / <sub>8</sub> ", 36 <sup>5</sup> / <sub>8</sub> ", or 48 <sup>5</sup> / <sub>8</sub> " (625 mm, 930 mm, or 1235 mm)
Height	1 <sup>3</sup> / <sub>4</sub> " (44 mm)

Width	Lamp width	Lamp wattage	Replacement lamps
24 <sup>5</sup> / <sub>8</sub> "	24"	17 watts	F17T8-TL735
36 <sup>5</sup> / <sub>8</sub> "	36"	25 watts	F25T8-TL735
48 <sup>5</sup> / <sub>8</sub> "	48"	32 watts	F32T8-TL735



**Keyhole slots** in housing of fixture allow shelf light to be mounted beneath wood or laminate overhead storage bins and shelves using screws provided. Keyhole slots are also used to mount lights to overhead storage bins and shelves manufactured prior to August 1991.

**Standard shelf competitive mounting package** provides attachment hardware to mount Steelcase shelf lights on all major competitive furniture lines. Package includes screws and installation instructions.



**Shelf light** can be mounted anywhere from side to side beneath overhead storage bin or shelf. The cord length is the only limitation.

### Wiring & Cabling

**Power** drawn is approximately 1/2 amp.

**Daisy chaining** permits interconnecting up to six Standard shelf lights from a single power outlet.  
▶ Page 450

**Starter cord for Standard** powers first light in a daisy chain and allows you to convert any daisy chain light for independent operation.

**Electronic high-power factor ballast** that is roughly 45% more efficient than a normal power-factor ballast is available on Standard.

### Surface Materials

#### Housing

- Black paint (standard)
- Paint colors (option)

#### Reflector

- White

#### Cord

- Black plastic only

#### End cap cord manager

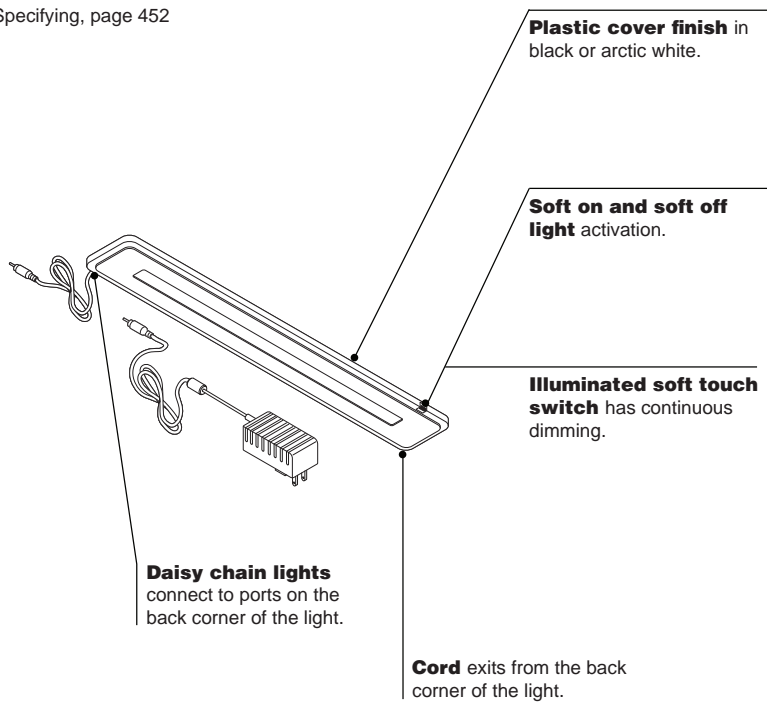
- Black plastic only

## Photometric Data

Standard								
Initial horizontal footcandles for LSM24K Worksurface rear								
3"	88	85	78	67	55	42	31	22
6"	93	90	82	70	57	43	31	23
9"	91	88	81	69	56	41	30	21
12"	82	80	72	62	50	38	28	20
15"	69	67	61	53	43	33	24	18
18"	56	55	49	43	36	28	21	16
21"	41	40	37	32	27	22	17	13
24"	29	28	26	23	19	16	13	10
27"	19	19	18	16	14	12	10	8
30"	13	13	12	11	10	9	7	6
CL	3"	6"	9"	12"	15"	18"	21"	
Worksurface front								

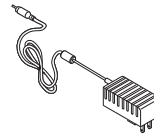
# LED Shelf Lights

► Specifying, page 452




## Product Details

**Shelf light** includes the lamp and power supply with cord set. Daisy chain primary light includes lamp and larger power supply to support up to three lights. Daisy chain secondary light includes lamp and daisy chain cord set.



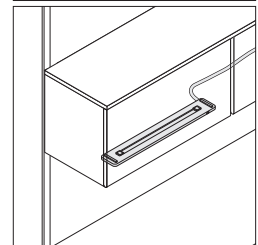
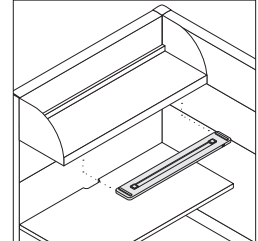
**An 18 watt power supply** is used on the LED standard light; it is 9' long with a two prong driver plug. *Tip: Energy saving mini-LEDs greatly reduce power use.*



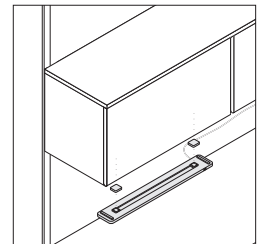
**Power supply for LED daisy chain starter light** uses an 11' 60 watt modular cord with standard two prong plug, an integrated low voltage cord, and a connector to attach to light.

## Connections

**Shelf light** mounts recessed or flush depending on design of overhead storage bin or shelf. Installation is done in the field.



**Magnetic mounting** allows shelf light to be installed without tools under most metal overhead storage bins and shelves. This mounting allows the light to be mounted to most competitive steel bins and shelves.



**Optional fastener kit** allows shelf light to be mounted to wood shelves.

**Specify** Underline task light or LED shelf light for use under 24" wide bins. Standard and Bottomline 24" wide lights do not fit under 24" wide bins.

## Actual Dimensions

**Depth** 2<sup>5</sup>/<sub>8</sub>"

**Width** 18<sup>1</sup>/<sub>8</sub>"

**Height** 1/2"

Power Supply 18 Watt Cord  
– 9' with two prong driver plug

Power Supply 60 Watt Cord Set (11')  
– Line voltage cord: 6'  
– Low voltage cord: 5'



### Wiring & Cabling

**Shelf light** includes the lamp and power supply with cord set. Daisy chain starter light includes lamp and larger power supply to support up to three lights. Daisy chain secondary light includes lamp and daisy chain cord set.

### Power supply for LED daisy chain starter light

uses a 60 watt modular cord with standard two prong plug, an integrated low voltage cord, and a connector to attach to light. An 18 watt power supply is used on the LED standard light, it is 9' long with a two prong driver plug.

*Tip: Daisy chain starter light comes with a 60 watt power supply to support up to three lights. Daisy chain secondary lights do not come with a power supply, but instead come with a daisy chain cord set.*

### Surface Materials

#### Housing

- 6000 Black
- 6009 Arctic White

#### Reflector

- Clear anodized aluminum only

#### Cord

- Black plastic only

### Photometric Data

#### LED Shelf Light

Initial horizontal footcandles for LSL18  
Worksurface rear

12"	16	22	29	36	42	47	48	46	40	34	27	20	15
9"	20	28	38	49	59	66	67	64	56	46	35	26	19
6"	24	35	48	62	76	85	87	83	72	58	44	31	22
3"	27	39	55	72	89	101	104	98	85	67	50	35	24
CL	28	41	57	76	94	107	111	104	89	70	52	36	25
3"	26	38	54	71	88	100	103	97	83	66	49	34	24
6"	23	33	50	60	73	83	85	80	69	55	41	30	20
9"	19	26	36	46	55	62	64	61	53	43	33	24	17
12"	15	20	25	32	38	42	44	41	37	30	24	18	13

Worksurface front

18"	15"	12"	9"	6"	3"	CL	3"	6"	9"	12"	15"	18"
-----	-----	-----	----	----	----	----	----	----	----	-----	-----	-----

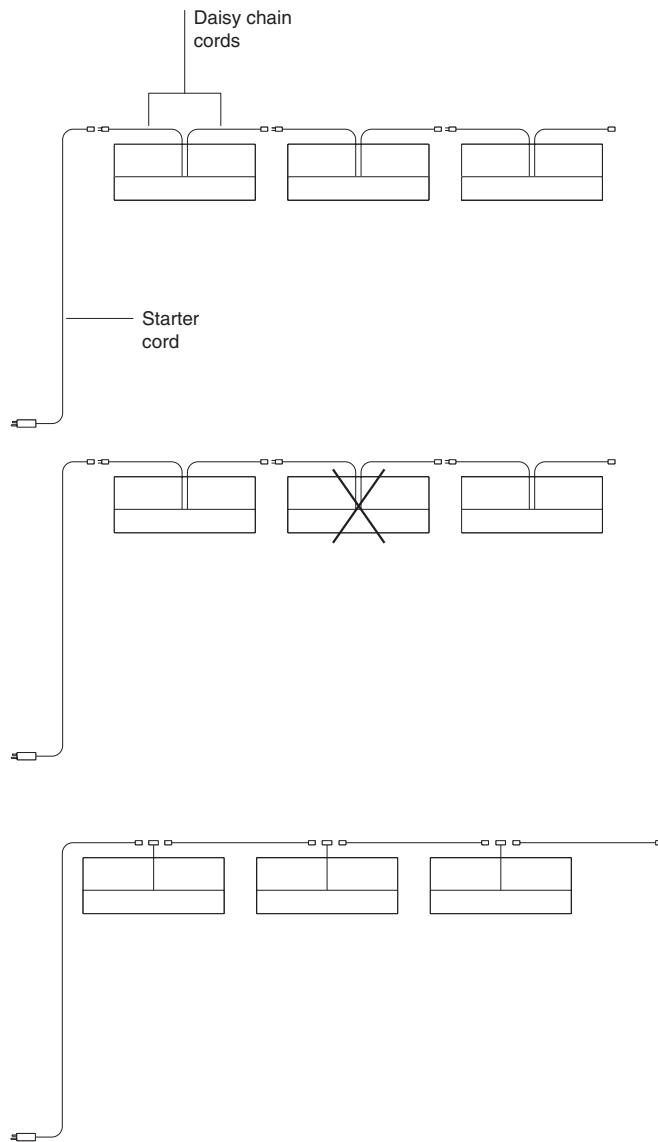
# Daisy Chaining

**Daisy chaining shelf lights** together extends power from one fixture to another within workstations to help keep receptacles clear for other uses.

**For Standard shelf lights**, starter cord is required with daisy chain cords to bring power to the first shelf light in a daisy chain so there's no need to designate where each fixture will be used within the chain.

**Power will not be interrupted** in a chain even if one of the shelf lights is turned off or its lamp has burned out. That's because the path of power through the chain doesn't pass through the lamps or switches.

**Additions** to a chain are possible at any time by adding a jumper cord.



*Tip: Daisy chaining is not allowed in Chicago. Local electrical codes vary, so you should consult a qualified electrical contractor or engineer for proper installation of all electrical equipment.*

*Tip: Overhead cabinets and shelves provide a recessed area for shelf lights. They are not designed to conceal cords when daisy chaining.*

*Tip: When using upmount brackets with overhead storage and daisy chaining lights, use the open design upmount bracket for better cord management.*

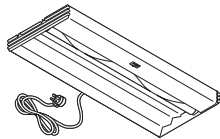
# Standard Shelf Lights

*Tip: Daisy chaining shelf lights together extends power from one fixture to another within workstations to help keep receptacles clear for other uses.*  
 ▶ See page 450 for more information.

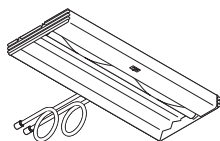
*Tip: Daisy chaining is not allowed in Chicago. Local electrical codes vary, so you should consult a qualified electrical contractor or engineer for proper installation of all electrical equipment.*

*Tip: Because shelf lights are usually recessed, black is the standard paint color. Paint colors other than black have an upcharge.*

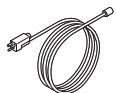
*Tip: If an optional paint color is selected for the housing, the electrical switches and end caps will remain black plastic.*



*Tip: When ordering with standard power cord or Chicago cord, daisy chaining is not possible.*



*Tip: Remember to order a daisy chain starter cord.*  
 ▶ See Related Products on next page.



*Tip: Use with Standard shelf light with daisy chain cord only.*

Standard Includes	Required to Specify
<ul style="list-style-type: none"> <li>▶ Need help? Product details, page 446</li> <li>• Light housing with centered on-off switch: black paint</li> <li>• End cap cord managers: black plastic only</li> <li>• Cords:                             <ul style="list-style-type: none"> <li>—Standard and Chicago (including circuit breaker), 9' cord with three-prong plug at 45° angle: black plastic only</li> <li>—Daisy chain, one 78" cord with modular connectors for daisy chaining: black plastic only</li> </ul> </li> <li>• Contrast sleeve around lamp</li> <li>• Faceted reflector: white only</li> <li>• T8 3500K lamp</li> <li>• Ballast</li> <li>• Universal mounting hardware package</li> <li>• Daisy chain starter cord, if selected: black plastic only (order separately)</li> </ul>	<ol style="list-style-type: none"> <li>1 Style number</li> <li>2 Paint color number, if other than black (see options below)</li> <li>3 Options, if selected (see below)</li> </ol> ▶ See <i>Surface Materials</i> , page 454.

Options	U.S. Price	Required to Specify
<b>Surface Materials</b> <ul style="list-style-type: none"> <li>• Painted light housing other than black</li> </ul>	+\$36	Specify paint color number for housing.
<b>Bracket Option</b> <ul style="list-style-type: none"> <li>• Competitive mounting package</li> <li>• Flush mounting package</li> </ul>	No cost	Specify with <i>competitive mounting package</i> . Specify with <i>flush mounting package</i> and paint color number for end cap covers.

Specification Information				
Dimensions	Lamp	Style	U.S.	
D W H	Wattage	Number	Base Price	
.....	.....	.....	.....	.....

## Electronic High-Power-Factor Ballast

With Standard Power Cord					
9¼"	25"	1¾"	17 watts	<b>LSM24K</b>	\$625
9¼"	37"	1¾"	25 watts	<b>LSM36K</b>	\$662
9¼"	49"	1¾"	32 watts	<b>LSM48K</b>	\$716
With Chicago Cord Including Circuit Breaker					
9¼"	25"	1¾"	17 watts	<b>LSM24KC</b>	\$722
9¼"	37"	1¾"	25 watts	<b>LSM36KC</b>	\$759
9¼"	49"	1¾"	32 watts	<b>LSM48KC</b>	\$813
With Daisy Chain Cords					
9¼"	25"	1¾"	17 watts	<b>LSM24KD</b>	\$680
9¼"	37"	1¾"	25 watts	<b>LSM36KD</b>	\$717
9¼"	49"	1¾"	32 watts	<b>LSM48KD</b>	\$771

Related Products			
Quantity in Package	Length	Style Number	U.S. Price
.....	.....	.....	.....

## Daisy Chain Starter Cord

1	78"	<b>LS1FSC</b>	\$ 86
6	78"	<b>LS6FSC</b>	\$516
.....	.....	.....	.....

# LED Shelf Lights

Tip: Maximum number of lights that can be daisy chained is three lights.

Standard Includes		Required to Specify
<ul style="list-style-type: none"> <li>▶ Need help? Product details, page 448</li> </ul>	<ul style="list-style-type: none"> <li>Aluminum extrusion with plastic cover</li> <li>Power supply with cord</li> <li>Soft touch switch</li> <li>Thin profile accommodates recessed and low profile flush mounting</li> <li>Ultra energy efficient LED light source</li> <li>Universal magnetic mounting</li> <li>Polycarbonate matte film diffuser</li> <li>Continuous dimming</li> </ul>	<ol style="list-style-type: none"> <li>Style number</li> <li>Plastic color number for cover:                             <ul style="list-style-type: none"> <li>6000 Black</li> <li>6009 Arctic White</li> </ul> </li> <li>Options, if selected (see below)</li> </ol>

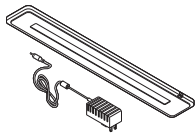
Options	U.S. Price	Required to Specify
<b>Mounting</b> <ul style="list-style-type: none"> <li>Fastener kit for use with wood shelf</li> </ul>	+\$9	Specify with fastener kit.

### Specification Information

Dimensions			Lamp Wattage	Style Number	U.S. Base Price
D	W	H			
2 1/2"	18"	1/2"	9.6 watts	LSL18	\$506

### LED Standard Light

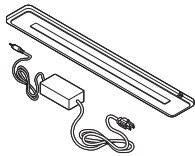
2 1/2"	18"	1/2"	9.6 watts	LSL18	\$506
--------	-----	------	-----------	-------	-------



Tip: LED standard light comes with a 9' 18 watt power supply.

### LED Daisy Chain Starter Light

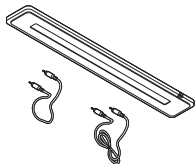
2 1/2"	18"	1/2"	9.6 watts	LSL18YA	\$545
--------	-----	------	-----------	---------	-------



Tip: Daisy chain starter light comes with a 60 watt power supply that will support up to three lights in series (11' cord; 6' from power supply to power outlet, 5' from power supply to fixture). Does not include daisy chain jumper cords.

### LED Daisy Chain Secondary Light

2 1/2"	18"	1/2"	9.6 watts	LSL18YB	\$498
--------	-----	------	-----------	---------	-------



Tip: Daisy chain secondary light does not come with a power supply. Daisy chain cord package (8" and 30") comes standard with each secondary light.

---

# Surface Materials

<b>Surface Materials</b>	<b>454</b>
<b>Veneer Cut Guidelines</b>	<b>461</b>
<b>Color Availability Matrices</b>	<b>462</b>
<b>Recommended Edge Banding Finishes for Laminate Products</b>	<b>472</b>
<b>Edge Banding Color Default</b>	<b>474</b>
<b>Specification Guidelines for Vertical Fabric Applications</b>	<b>475</b>

# Surface Materials

**This listing** includes all the surface material choices that are available for the products in this specification guide.

## Resources

For more information about surface materials, refer to the following resources:

**Additional surface materials specification tools** are available to assist you in the specification process—the Surface Materials Binders.

**The global surface materials palette** is a core collection of finishes that is available across multiple geographies (Americas/EMEA – Europe, Middle East, and Africa/APAC – Asia Pacific) and on global product lines, where applicable. For a list of finishes included in the offering, see the Surface Materials Reference Manual. Additional details, like product approvals by geography and finish number conversions, can also be found in the Surface Materials Reference Manual or see [steelcase.com/surface-materials](http://steelcase.com/surface-materials).

**Surface Materials Binders** include:

- Surface Materials Reference Manual
- A complete set of swatch cards for hard surfaces, vertical surface fabrics, and seating upholstery

## Wood

▶ See *Wood Color Availability Matrix* on page 462 for color availability by product line.

Steelcase carefully selects veneer and solid wood for consistent color and grain structure. Wood is a natural material and variations will occur in color, grain and texture. These variations are part of the inherent natural beauty of wood and are not considered defects.

Wood veneers and solid wood finishes will not be an exact match to woodgrain laminates. We highly recommend ordering physical samples to understand visual differences.

Forest Stewardship Council (FSC) certified wood (veneer and core) is available on most Steelcase wood products through the Specials RFQ process.

All wood products will darken with age and exposure to ultraviolet light. This is especially apparent with cherry and maple veneer. We recommend that desk accessories be rearranged periodically to ensure even aging of wood surfaces.

When storing your wood furniture, please follow the following guidelines:

- Do not store products in trailers
- Store products in areas that simulate office temperatures (60°F to 90°F)
- Store products in areas that maintain constant, office-like humidity levels
- Keep product away from light. Cover products to make sure they are not exposed to light.

Ⓜ = Established

## Steelcase Surfaces

### Veneer

Veneers are matched for proper balance and consistency. Veneers are available or quarter cut, except for Oak, which is rift cut.

▶ Refer to the *Veneer Cut Guidelines* on page 461 for descriptions of each cut.

**Open-pore finish** is a medium gloss finish that leaves the wood grain texture visible to the eye and distinguishable to the touch.

▶ See *Surface Materials Reference Manual* for a listing of available veneers for Victor2.

### Veneer

#### Wood Group 1

##### Flat-cut open-pore

- 3062 FC/OP Graphite Walnut
- 3402 FC/OP Clear Cherry (Aged)
- 3412 FC/OP Natural Cherry Ⓜ
- 3422 FC/OP Medium Cherry
- 3522 FC/OP Clear Maple
- 3592 FC/OP Blonde on Maple Ⓜ
- 3702 FC/OP Clear Walnut
- 3712 FC/OP Natural Walnut
- 3752 FC/OP Medium Walnut Ⓜ
- 3762 FC/OP Dark Walnut
- 3772 FC/OP Medium Mahogany on Walnut

##### Flat-Cut Open-Pore, Natural Veneer

- 3342 FC/OP Black Walnut
- 35A2 FC/OP Blanch Maple
- 37A2 FC/OP Thunder Walnut

##### Quarter-Cut Open-Pore

- 3042 QC/OP Ash
- 3222 QC/OP Clear Maple
- 3292 QC/OP Blonde on Maple Ⓜ
- 3302 QC/OP Clear Walnut
- 3312 QC/OP Natural Walnut
- 3352 QC/OP Medium Walnut Ⓜ
- 3362 QC/OP Dark Walnut
- 3372 QC/OP Medium Mahogany on Walnut
- 3382 QC/OP Graphite Walnut

##### Quarter-Cut Open-Pore, Natural Veneer

- 32A2 QC/OP Blanch Maple
- 33A2 QC/OP Thunder Walnut
- 3392 QC/OP Black Walnut

##### Rift-Cut Open-Pore

- 3602 RC/OP Desert Oak

##### Rift-Cut Full-Fill, Natural Veneer

- 36A2 RC/OP Volcanic Oak

#### Wood Group 3

##### Flat-Cut Open-Pore, Natural Veneer

- 3082 FC/OP Washed Walnut

## Wood Group 1

### Open-Pore Planked Veneer

- 3P41 OP Planked Cherry
- 3P51 OP Planked Maple
- 3P61 OP Planked Oak
- 3P71 OP Planked Walnut
- 3VFX OP Unmarked Oak

*Tip: Known for its uniqueness, planked veneer has intentional and natural variations that include, but are not limited to: character marks, grain pattern, color, and natural color aging.*

### Full-Fill

**Full-fill finish** is a medium-gloss finish that completely fills the grain texture, yet allows the grain pattern to be seen. The wood has a lustrous, satiny look, and it is smooth to the touch. This finish is available on the wood worksurface or field-installed top only.

## Wood Group 2

### Flat-Cut Full-Fill

- 3064 FC/FF Graphite Walnut
- 3404 FC/FF Clear Cherry (Aged)
- 3414 FC/FF Natural Cherry Ⓜ
- 3424 FC/FF Medium Cherry
- 3524 FC/FF Clear Maple
- 3544 FC/FF Blonde on Maple Ⓜ
- 3704 FC/FF Clear Walnut
- 3714 FC/FF Natural Walnut
- 3754 FC/FF Medium Walnut Ⓜ
- 3764 FC/FF Dark Walnut
- 3774 FC/FF Medium Mahogany on Walnut

### Flat-Cut Full-Fill, Natural Veneer

- 3734 FC/FF Black Walnut

### Quarter-Cut Full-Fill

- 3224 QC/FF Clear Maple
- 3294 QC/FF Blonde on Maple Ⓜ
- 3304 QC/FF Clear Walnut
- 3314 QC/FF Natural Walnut
- 3354 QC/FF Medium Walnut Ⓜ
- 3364 QC/FF Dark Walnut
- 3374 QC/FF Medium Mahogany on Walnut
- 3384 QC/FF Graphite Walnut

### Quarter-Cut Full-Fill, Natural Veneer

- 3394 QC/FF Black Walnut

### Rift-Cut Full-Fill

- 3604 RC/FF Desert Oak

## Wood Group 3

### Flat-Cut Full-Fill, Natural Veneer

- 3084 FC/FF Washed Walnut

## Premium Veneers

A selection of Premium veneers in this collection are available on most Steelcase brand products. The collection will be available as close to standard leadtimes as possible. However, because adequate supplies of veneer and solids must be secured, all orders will be scheduled individually. Leadtimes will vary based on Premium veneer and Premium solids availability at the time the order is placed. The collection is available as Wood Group 3 as part of our Select Surface program, and supported like standard veneers to make ordering easy. Please see the Steelcase surface materials section on [village.steelcase.com](http://village.steelcase.com) for sample information and product line availability. All premium veneers are in clear-coat.

## Wood Group 3

**Quarter-Cut Open-Pore**  
3832 QC/OP Figured Anegre

## Select Surfaces

### Composite Veneer

**Composite veneers** are an engineered wood intended to create specific grain patterns and characteristics. They are pre-stained and finished with Steelcase's Clarity water-borne UV topcoat, which protects the environment while providing durability and clarity. Only open-pore finishes are available on composite wood. Composite veneer and matching edge bands are available on most Steelcase brand products. Composites, for use as a solid nosing substitute, are not available. Steelcase does not recommend mixing composite veneers with natural solid nosings because composite and natural wood grain and color matching are rarely compatible. Composite veneers are available as Wood Group 1 pricing as part of our Select Surfaces program.

## Wood Group 1

### Flat-Cut Open-Pore

3JDX FC/OP Oak Composite  
3JJX FC/OP Walnut Composite

### Quarter-Cut Open-Pore

3F8X QC/OP European Walnut Composite  
3GGX QC/OP Zebrano Composite  
3HGX QC/OP Oak Composite  
3HVX QC/OP Walnut Composite  
3ZNX QC/OP Night Cerused Oak Composite

Ⓔ = Established

## Custom Surfaces

**Customiz stain** is a service that allows you to create your own stain colors and finishes on standard veneer. Customiz stain color is available on all product lines that offer wood veneer.

A \$500 stain-matching fee applies on CUSTOMIZ requests (Exception: The \$500 fee does not apply on matches to Coalesse standard finishes or for a low-gloss finish request on a standard color). The \$500 fee covers the cost of formulating the Customiz color finish and applies regardless of whether or not an order for product is placed.

In addition, an approval form must be signed to indicate customer acceptance of Customiz match. A \$1500 initiation fee will be charged prior to first order entry. This initiation fee activates the finish for unlimited use on any Steelcase product for an 18 month time period. After the 18 month time period has lapsed, the Customiz finish may be reactivated for another 18 months for a \$1000 fee at any point within five years after the \$1500 initiation fee was paid. If the finish is not reactivated within five years after the \$1500 initiation fee was paid, the finish will be culled and the customer will need to pay the \$1500 initiation fee again. All style number related Customiz charges products are no cost as of April 2014. The matching and initiation fees are not discountable.

Customiz stain takes 10 days to formulate. Consult the *Surface Materials Reference Manual* for more information. Custom veneers are also available and must be quoted by Steelcase specials group. Customiz stain on custom veneers takes 2 to 4 weeks to formulate.

Requirements and information on ordering a Customiz stain color are found in the *Surface Materials Reference Manual*.

## Laminate

▶ See *Surface Materials Reference Manual* for a listing of available laminates for Victor2.

▶ See *Laminate Color Availability Matrix* on page 465 for color availability by product line.

## Steelcase Surfaces

### High-Pressure Laminate

#### Price Group 1

Applies to:

- Verlay tables
- Currency Enhanced
- Bassline Occasional Tables
- Bassline Box Top Tables
- Bassline Bench Seating (optional side table)
- Campfire Big Table
- Campfire Slim Table
- Campfire Skate Table
- Slim Leg HAD

*Tip: Low-Pressure Laminates are not available for Verlay.*

#### Fiber Laminate

2850 Vanadium Fiber  
2852 Tungsten Fiber  
2854 Vellum Fiber Ⓔ  
2860 Granite Fiber  
2862 Stucco Fiber Ⓔ

#### Micro Laminate

2920 Marl Micro  
2921 Gypsum Micro  
2922 Clay Micro  
2923 Shadow Micro Ⓔ

#### Patina Laminate

2870 Blonde Bronze Patina  
2873 Instant Iron Patina

#### Solid Laminate

2722 Cream Ⓔ  
2730 Arctic White  
2746 Black  
2811 Mist Ⓔ  
2883 Seagull  
2884 Milk  
2885 Dune  
2HAA Persian Salt  
2HAB Rose  
2HAC Indigo  
2HAD Green Citrine  
2HAE Dark Olivine  
2HAF Cloudy  
2HMG Merle

#### Speckle Laminate

2820 Coffee Speckle Ⓔ  
2823 Driftwood Speckle  
2824 Smoke Speckle  
2825 Vanadium Speckle

*Tip: Some wood veneer finishes and woodgrain laminates share the same name. Because of the difference in materials, veneers and laminates of the same name are not an exact match but do coordinate with each other.*

**Woodgrain Laminate**

- 2406 Clear Cherry **E**
  - 2409 Clear Maple
  - 2410 Graphite Walnut\*
  - 2412 Natural Cherry
  - 2422 Medium Cherry
  - 2511 Winter on Maple
  - 2535 Virginia Walnut
  - 2536 Blackwood **E**
  - 2538 Clear Walnut
  - 2592 Blonde on Maple **E**
  - 2612 Marble Maple **E\*\***
  - 2614 Chocolate Walnut **E\*\***
  - 2615 Marble Cherry **E\*\***
  - 2714 Natural Walnut **E**
  - 2HAK Clear Oak
  - 2HAN Ash Noce
  - 2HAT Acacia
  - 2HAW Ash Wenge
  - 2HBN Bisque Noce
  - 2HBW Bisque Wenge
  - 2HCN Clay Noce
  - 2HCW Clay Wenge
  - 2HSN Storm Noce
  - 2HSW Storm Wenge
  - 2HWA Grey Kingswood
  - 2HWB Planked Walnut
  - 2HWD Resolute Walnut
  - 2HWE Natural Recon
  - 2HWF Smoked Walnut
- \* When blending laminate and veneer on the same unit, the Graphite Walnut laminate is Quarter Cut and matches Quarter Cut Graphite Walnut veneer.

**Price Group 2**

**Textured Laminate**

- 2TH2 Fawn Cypress
- 2TH4 Saddle Oak
- 2TH5 Veranda Teak
- 2TH7 Walnut Heights
- 2UH1 Reclaimed Aggregate
- 2UH2 Reclaimed Gravel
- 2UH4 Cement\*\*
- 2UH6 Sheetrock

\*\*2612 *Marbled Maple*, 2614 *Chocolate Walnut*, 2615 *Marbled Cherry*, and 2UH4 *Cement* have limited availability, determined by product sizing and/or options.

**Price Group 3**

- Applies to:
- Verlay tables
  - Convene table tops
  - Currency Enhanced

**Solid Laminate**

- 24H1 Satin White
- 24H2 Satin Black
- 24H3 Satin Stone
- 24H4 Satin Mocha

**E** = Established

**Steelcase Surfaces**

**Low-Pressure Laminate**

Applies to:

- Bassline Occasional Tables
- Bassline Box Top Tables
- Bassline Bench Seating (optional side table)
- Campfire Big Table
- Campfire Mobile Storage Cabinet
- Campfire Mobile Storage Cabinet with Wardrobe
- Campfire Slim Table top and sides
- Campfire Skate Table
- Currency Enhanced
- Slim Leg HAD

**Fiber Laminate**

- 2L50 Vanadium Fiber LPL
- 2L52 Tungsten Fiber LPL

**Solid Laminate**

- 247L Black V2 LPL
- 2L30 Arctic White LPL
- 2L83 Seagull LPL
- 2L84 Milk LPL
- 2L85 Dune LPL
- 2LMG Merle LPL

**Woodgrain Laminate**

- 24L0 Graphite Walnut LPL
- 25L1 Winter on Maple LPL
- 25L5 Virginia Walnut LPL
- 25L6 Blackwood LPL **E**
- 25L8 Clear Walnut LPL
- 262L Marbled Maple LPL **E**
- 264L Chocolate Walnut LPL **E**
- 267L Marbled Cherry V2 LPL **E**
- 26L1 Natural Cherry V2 LPL
- 2L09 Clear Maple LPL
- 2LAK Clear Oak LPL
- 2LAN Ash Noce LPL
- 2LAT Acacia LPL
- 2LAW Ash Wenge LPL
- 2LBN Bisque Noce LPL
- 2LBW Bisque Wenge LPL
- 2LCN Clay Noce LPL
- 2LCW Clay Wenge LPL
- 2LSN Storm Noce LPL
- 2LSW Storm Wenge LPL
- 2LWA Grey Kingswood LPL
- 2LWB Planked Walnut LPL
- 2LWD Resolute Walnut LPL
- 2LWF Smoked Walnut LPL
- 2LWG Natural Recon LPL
- 2TL2 Fawn Cypress LPL

**Custom Surfaces**

**Open Line Laminate (OLL)**

This service allows you to order non-standard laminate at an additional processing fee of \$102 U.S. per unit, plus the cost of the laminate.

High-Pressure Laminate pricing does not include premium or digitally printed patterns from any suppliers. Laminate cost may also vary for basic or standard laminates from other suppliers. Please contact the OLL consultant at 616.475.2426 for pricing. The cost of the laminate will be added to your invoice as a separate line on the acknowledgement.

**When processing orders for Open Line laminate**, specify 2900 in the laminate finish field and enter the OLL manufacturer information. Specify appropriate 2K finish number for the edge finish.

**Laminate Approval and Material Requirements**

To confirm whether a particular laminate has already been tested for use on a specific Steelcase product or to determine material square foot requirements:

- Visit [www.steelcase.com](http://www.steelcase.com)

**For additional information**, refer to the *Steelcase Surface Materials Reference Manual*.

**Paint**

▶ See *Surface Materials Reference Manual* for a listing of available paints for Victor2.

**Steelcase Surfaces**

Applies to:

- Verlay tables
- Slim Leg HAD shrouds and cable tray

**Price Group 1**

**Smooth Paint**

- 4238 Mocha
- 4239 Clay
- 4240 Chalk
- 4242 Milk
- 4710 Low Gloss Black
- 4843 Linen
- 4844 Glacier
- 4849 Vapor
- 4858 Seagull
- 4859 Silk
- 7190 Platinum Solid

**Textured Paint**

- 7207 Black
- 7225 Sand
- 7237 Slate **E**
- 7238 Fieldstone
- 7241 Arctic White
- 7243 Seagull
- 7278 Dark Bronze
- 7360 Merle

**Price Group 2**

**Smooth Paint**

- 0835 Black

**Smooth Metallic Paint**

- 4140 Arctic White Glass
- 4728 Nickel Metallic
- 4743 Mineral Metallic
- 4744 Pearl Metallic
- 4750 Champagne Metallic
- 4798 Sterling Metallic
- 4799 Platinum Metallic
- 4803 Near Black

**Textured Metallic Paint**

- 7245 Carbon Metallic
- 7246 Midnight Metallic

Applies to:

- 2 1/2" round grommet

**Price Group 1**

**Smooth Paint**

- 7241 Arctic White
- 7278 Dark Bronze

**Textured Paint**

- 7360 Merle

**Price Group 2**

**Standard Paint**

- 0835 Black

**Smooth Metallic Paint**

- 4799 Platinum Metallic

**Price Group 3**

Applies to:

- Verlay tables

**Accent Paint**

- 1ATB Cloud
- 1ATG Rose Quartz
- 1ATH Olivine
- 1ATJ Sea Salt
- 1ATK Citrine
- 4AQ9 Scarlet
- 4AV3 Blue Jay
- 4AV4 Baltic
- 4AX1 Citron
- 4AY2 Chili
- 4AZ5 Marlin
- 4BQ7 Fuchsia
- 4CL1 Dark Olivine
- 4CL2 Ice Blue
- 4CL3 Aura
- 4CL4 Sea Glass
- 4CL5 Light Matcha
- 4CL6 Terra
- 4CZ2 Peacock
- 4CZ5 Honey
- 4CZ6 Lagoon
- 4CZ8 Light Peacock
- 4EE9 Electric Indigo

**Coatings**

- 1ATT Cast Shadow

**Lux Coatings**

- 4B20 Obsidian
- 4B22 Matte Brass
- 4B23 Burnished Bronze
- 4B24 Night Bronze
- 4B25 Matte Copper
- 4B26 Smoked Mica
- 4B27 Blue Steel
- 4B28 Silver Lilac
- 4B29 Cast Iron
- 4B30 Bright Gold

**Custom Surfaces**

**Price Group 3**

**PerfectMatch**

PerfectMatch is a service that allows you to create your own paint color. Refer to the *Surface Materials Reference Manual* for more information about this program.



Applies to:

- Campfire Big Table trough
- Slim Leg HAD shrouds and cable tray
- 4799 Platinum Metallic

### Steelcase Surfaces

Applies to:

- Bassline Storage Bases
- Bassline Storage Sliding Doors
- Bassline Table Bases
- Bassline Metal Accent Panel
- Campfire Big Lamp base
- Campfire Big Table Power Receptacles
- Campfire Slim Table frame
- Campfire Skate Table base

### Price Group 1

#### Smooth Paint

- 4238 Mocha
- 4239 Clay
- 4240 Chalk
- 4242 Milk

#### Textured Paint

- 7207 Black
- 7225 Sand
- 7237 Slate
- 7238 Fieldstone
- 7239 Midnight
- 7241 Arctic White
- 7243 Seagull
- 7250 Sterling Dark Solid
- 7278 Dark Bronze
- 7360 Merle

### Price Group 2

#### Standard Paint

- 0835 Black
- 4140 Arctic White Gloss
- 4144 Black Gloss

#### Metallic Paint

- 4728 Nickel Metallic
- 4743 Mineral Metallic
- 4744 Pearl Metallic
- 4750 Champagne Metallic
- 4798 Sterling Metallic
- 4799 Platinum Metallic
- 4803 Near Black Metallic

#### Textured Metallic

- 7245 Carbon Metallic
- 7246 Midnight Metallic

ⓔ = Established

### Price Group 3

#### Accent Paint

- 1ATB Cloud
- 1ATG Rose Quartz
- 1ATH Olivine
- 1ATJ Sea Salt
- 1ATK Citrine
- 4A9Q Scarlet
- 4AV3 Blue Jay
- 4AV4 Baltic
- 4AX1 Citron
- 4AY2 Chili
- 4AZ5 Marlin
- 4BQ7 Fuchsia
- 4CL1 Dark Olivine
- 4CL2 Ice Blue
- 4CL3 Aura
- 4CL4 Sea Glass
- 4CL5 Light Matcha
- 4CL6 Terra
- 4CZ2 Peacock
- 4CZ5 Honey
- 4CZ6 Lagoon
- 4CZ8 Light Peacock
- 4EE9 Electric Indigo

Applies to:

- Bassline Storage Bases
- Bassline Table Bases
- Campfire Big Lamp base
- Campfire Slim Table frame
- Campfire Standing Height Slim Table frame

#### Coatings

- 1ATT Cast Shadow

#### Lux Coatings

- 4B20 Obsidian
- 4B22 Matte Brass
- 4B23 Burnished Bronze
- 4B24 Night Bronze
- 4B25 Matte Copper
- 4B26 Smoked Mica
- 4B27 Blue Steel
- 4B28 Silver Lilac
- 4B29 Cast Iron
- 4B30 Bright Gold

### Custom Surfaces

#### Perfect Match

PerfectMatch is a service that allows you to create your own paint color. Refer to the *Surface Materials Reference Manual* for more information about this program.

### Price Group 3

- 4990 PerfectMatch Paint

### Plastic

#### Steelcase Surfaces

Applies to:

- Bassline
  - Campfire
  - Currency Enhanced
  - Verlay tables
  - 6000 Black
  - 6009 Arctic White
  - 6034 Natural Cherry
  - 6036 Medium Cherry
  - 6037 Winter on Maple
  - 6038 Blonde on Maple ⓔ
  - 6041 Natural Walnut ⓔ
  - 6052 Milk
  - 6053 Seagull
  - 61AA Persian Salt
  - 61AB Rose
  - 61AC Indigo
  - 61AD Green Citrine
  - 61AE Dark Olivine
  - 61AF Cloudy
  - 6213 Acacia
  - 6219 Clear Oak
  - 6231 Graphite Walnut\*
  - 6234 Clear Cherry ⓔ
  - 6237 Clear Maple\*
  - 6242 Virginia Walnut
  - 6243 Blackwood ⓔ
  - 6245 Clear Walnut
  - 6249 Platinum Solid
  - 6271 Plywood
  - 6527 Merle
  - 6619 Ice
  - 6631 Cream ⓔ
  - 6635 Dawn
  - 6636 Mist
  - 6654 Sand
  - 6676 Marbled Maple ⓔ
  - 6677 Chocolate Walnut ⓔ
  - 6678 Marbled Cherry ⓔ
  - 6695 Midnight
  - 6697 Fog
  - 6698 Fieldstone
  - 66WA Grey Kingswood
  - 66WB Planked Walnut
  - 66WD Resolute Walnut
  - 66WE Natural Recon
  - 66WF Smoked Walnut
  - 6703 Ash Wenge
  - 6704 Storm Wenge
  - 6705 Bisque Wenge
  - 6706 Clay Wenge
  - 6707 Ash Noce
  - 6708 Bisque Noce
  - 6709 Clay Noce
  - 6710 Storm Noce
  - 6T02 Fawn Cypress
  - 6T04 Saddle Oak
  - 6T05 Veranda Teak
  - 6T07 Walnut Heights
  - 6T08 Aggregate
  - 6T09 Gravel
  - 6T10 Cement
  - 6T12 Sheetrock
- \* Not available on Low-Pressure Laminate

Applies to:

- Round Power
- 5U23 Blue Jay
- 6249 Platinum Solid
- 6337 Element
- 6338 Chili
- 6527 Merle

*Tip: Module power is available in black only.*

Applies to:

- Campfire Standing Height Slim Table Simplex Receptacles
- 6009 Arctic White
- 6249 Platinum Solid
- 6527 Merle

### Glass

#### Steelcase Surfaces

Applies to:

- Occasional Tables
- Asymmetrical Tables

- 6500 Clear
- 6530 Frosted
- ACB Black
- ACC Sea Salt/Crystal Spring
- ACG Goldenrod
- ACM Midnight
- ACP Poppy
- ACS Sage

### Plated Metal

#### Steelcase Surfaces

▶ See *Plated and Painted Metal Color Availability Matrix* on page 470 for color availability by product line.

- 8042 Brushed Aluminum
- 8043 Anodized Aluminum
- 8046 Polished Aluminum
- 9201 Polished Chrome
- 9211 Nickel
- 9212 Silver
- 9214 Antique Pewter
- 9230 Antique Bronze
- 9250 Ember Chrome

Applies to:

- 2 1/2" round grommet
- 9201 Polished Chrome
- 9211 Nickel

### Solid Surface

Applies to:

- Occasional Tables
- Asymmetrical Tables

### Select Surfaces Program: Solid Surface

A collection of solid surfaces are available as part of a Select Surfaces Program. The collection is from the solid surface offering. Samples can be ordered through [corian.com](http://corian.com)

To order these solid surfaces, enter the finish code which corresponds with the solid surface price group.

Price Group	Finish Code
<b>A</b>	<b>29DA</b>
<b>B</b>	<b>29DB</b>
<b>C</b>	<b>29DC</b>
<b>D</b>	<b>29DD</b>

Then enter the solid surface information in the Special Solid Surface Information pop up window. If prompted, enter the finish code CORIAN0001 based on the solid surface supplier.

### Solid Surface Offering

#### Price Group A

- Cameo White
- Vanilla

#### Price Group B

- Abalone
- Aurora
- Canyon
- Modern White
- Platinum
- Sahara
- Sandstone
- Savannah
- Silt

**Price Group C**

- Arctic Ice
- Cocoa Brown
- Concrete
- Deep Night Sky
- Deep Nocturne
- Designer White
- Doeskin
- Dove
- Glacier Ice
- Matterhorn
- Raffia
- Rice Paper
- Seafoam
- Serene Sage
- Silver Birch
- Silverite
- Venaro White
- Whisper
- White Jasmine
- Willow

**Price Group D**

- Arrowroot
- Clam Shell
- Ecru
- Juniper
- Lava Rock
- Natural Gray
- Rain Cloud
- Rosemary
- Sagebrush
- Sand Storm
- Sandalwood
- Sorrel
- Thyme
- Witch Hazel

**Standard Steelcase Solid Surface finishes:**

**Price Group A**

- 2801 Glacier White
- 2973 Linen
- 2975 Bisque
- 2978 Cameo White
- 2979 Silver Grey

**Price Group B**

- 2972 Antarctica

**Price Group C**

- 2974 Canvas

**Steelcase Surfaces**

Applies to:

- Technology cover for Convене

- 2868 Cameo White Low Gloss
- 2869 Nocturne Black Low Gloss

**Vertical Surface Fabric**

▶ See *Surface Materials Reference Manual* for a listing of available fabrics for Divisio side screen.

Applies to:

- Tackboards

**Steelcase Surfaces**

**Price Group 1**

**Abacus E**

- P123 Portico
- P124 Opus
- P125 Cusp
- P126 Artifact

**Alloy**

- P525 Polar
- P526 Skim
- P527 Bubbly
- P528 Tern
- P529 Shore
- P530 Asti
- P531 Silver
- P532 Oxide
- P533 Element
- P534 Construct
- P535 Currency
- P536 Iron

**Boccie**

- P200 New Rice
- P201 New Almond
- P203 New Camel
- P204 New Opal
- P205 New Mist
- P206 New Plum
- P208 New Spearmint
- P209 New Sky

**Buzz2**

- 5F03 Tomato
- 5F04 Red E
- 5F05 Burgundy
- 5F06 Sky E
- 5F07 Blue
- 5F08 Navy
- 5F15 Stone
- 5F16 Grey
- 5F17 Black
- 5G50 Dunegrass
- 5G51 Sable
- 5G55 Pumpkin
- 5G57 Rouge
- 5G59 Meadow
- 5G61 Cyan
- 5G62 Atlantic
- 5G63 Crocus
- 5G64 Alpine
- 5G65 Tornado

**Charm**

- P505 Shell
- P506 Mimosa
- P507 Birch
- P508 Sparkle
- P509 Ginkgo
- P510 Debut
- P511 Clover
- P513 Twilight

**Lapel**

- P409 Cement
- P410 Pebble
- P411 Beech
- P412 Dune
- P414 Sprout
- P416 Maple
- P417 Slate

**Optic**

- P540 Hazel
- P541 Twinkle
- P542 Orion
- P543 Seaglass
- P545 Halo
- P546 Whiskey
- P547 Bath
- P548 Whisper
- P549 Breezy
- P551 Glimmer

**Pianista**

- P420 Sand
- P421 Mist
- P422 Rain
- P423 Natural
- P424 Café
- P425 Denim
- P426 Carbon
- P427 Stone
- P428 Flax
- P429 Oat
- P430 Wheat
- P431 Maize

**Rhythm**

- P555 Allegro
- P556 Tempo
- P557 Refrain
- P558 Pitch
- P559 Harmony E
- P560 Melody
- P561 Stanza
- P562 Opus

**Tinsel**

- P516 Lit
- P517 Ego
- P518 Fizz
- P519 Muse
- P520 Depth
- P521 Bliss
- P522 Grow
- P523 Dolce

**Price Group 2**

**Bariolage**

- G200 New Etude
- G201 New Andante E
- G202 New Cantata E
- G203 New Adagio
- G204 New Melody
- G205 New Ballata

**Bouquet E**

- P165 Hosta
- P166 Dundee
- P169 Argenta
- P170 Hoya
- P173 Camomile

**Code**

- 5FA1 Fossil
- 5FA2 Gabbro
- 5FA3 Reed
- 5FA4 Bluff
- 5FA5 Sea Salt
- 5FA6 Cannon
- 5FA7 Tussah
- 5FA8 Mica
- 5FA9 Ecru
- 5FB1 Bamboo

**Flip: Orbit**

- 5F85 Mud Pie E
- 5F86 Hummus E
- 5F87 Petoskey
- 5F88 Pluto E
- 5F89 Papyrus
- 5F91 Blizzard
- 5F92 Briquette

**Flip: TexHex**

- 5F75 Mud Pie E
- 5F76 Hummus E
- 5F77 Petoskey
- 5F78 Pluto E
- 5F79 Papyrus
- 5F97 Blizzard
- 5F98 Briquette

**Fresco**

- G001 Sandrift
- G002 Mistiblu
- G003 Faon
- G006 Chamoline
- G007 Grapenut E
- G017 Flint E

**Intersection**

- P210 Silhouette
- P211 Summit
- P212 Chalk
- P213 Lace

**Latch**

- P600 Seashell
- P601 Clam
- P602 Eggshell
- P603 Zen
- P604 Cool Gray
- P605 Armor
- P606 Sentinel
- P607 Rye
- P608 Billow
- P609 Nimbus

**Milano E**

- N002 Delft
- N004 Sunshadow
- N005 Olivine

**Stencil**

- P455 Midnight
- P456 Mulberry
- P457 Cracked Pepper
- P458 Denim
- P459 Chartreuse
- P460 Bittersweet
- P461 Mauvelous
- P462 Bermuda
- P463 Concrete
- P464 Orchid
- P465 Parchment
- P466 Silk
- P467 Sea Salt
- P468 Honeydew
- P469 Sepia

**Price Group 3**

**Billiard Multi-Use by Designtex**

- 5H11 Poppy
- 5H12 Tangelo
- 5H13 Citrine/Citron
- 5H14 Avocado
- 5H16 Indigo
- 5H17 Mallard
- 5H18 Teak
- 5H19 Cumulus
- 5H20 Pewter
- 5H21 Gunmetal
- 5H22 Ink
- 5H23 Rose Quartz
- 5H24 Sea Salt
- 5H25 Storm Cloud
- 5H26 Olivine

E = Established

## Select Surfaces

**For information on products within Select Surfaces**, including accent paints and fabrics from Designtex, Gabriel, Kvadrat, and Pollack, please refer to the *Surface Materials Reference Manual* or visit [steelcase.com/surface-materials](http://steelcase.com/surface-materials) under the Select Surfaces section.

## Custom Surfaces

### Price Group COM (Customer's Own Material)

#### Fabric Approval and Yardage

To confirm whether a particular COM material has already been tested for use on a specific Steelcase product or to determine actual yardage requirements:

- Visit [www.steelcase.com](http://www.steelcase.com)

#### For additional information regarding Customer's Own Material

call 1.888.STEELCASE (1.888.783.3522) or send an e-mail to [lineone@steelcase.com](mailto:lineone@steelcase.com).

Applies to:

- Big Lamp shade

#### Cogent: Connect

- 5S15 Coconut
- 5S16 Turmeric
- 5S17 Tangerine/Honey
- 5S18 Scarlet
- 5S19 Concord
- 5S21 Blue Jay
- 5S23 Wasabi
- 5S24 Nickel
- 5S25 Graphite
- 5S26 Licorice
- 5S27 Malt
- 5S28 Root Beer
- 5S93 Indigo/Blueprint
- 5S94 Lizard/Jungle
- 5S95 Sailor
- 5S96 Quicksilver
- 5S99 Lipstick/Merlot
- 5SD0 Royal Blue
- 5SD1 Aubergine
- 5SD2 Peacock
- 5SD3 Lagoon
- 5SD4 Saffron

Ⓔ = Established

## Seating Upholstery

Applies to:

- Currency Enhanced

## Steelcase Surfaces

### Price Group 1

- Buzz2
- Era
- Jacks Ⓔ
- New Black
- Playground Ⓔ

*Tip: New Black Upholstery has color numbers in both price group 1 and price group 2.*

### Price Group 2

- Chainmail
  - Cogent: Connect
  - Foundation
  - New Black
  - Nitelights
- Tip: New Black upholstery has color numbers in both price group 1 and price group 2.*

### Price Group 3

- Billiard Multi-Use by Designtex
- Gaja
- Imperma
- Redeem
- Retrieve
- Texel

### Price Group 5

- Bo Peep
- Remix
- Silk

### Price Group 6

- Brisa

### Price Group 7

- Steelcase Trio
- Leather
- Steelcase Leather
- Elmosoft Leather
- Elmosoft Leather

► See *Surface Materials Reference Manual* for a listing of available fabrics for Divisio side screen.

Applies to:

- Bassline Bench Seating

## Steelcase Surfaces

Not every upholstery is available on every chair. Please refer to the upholstery matrix on page 475 before specifying.

### Price Group 1

- Buzz2
- Era
- Jacks Ⓔ
- New Black: Bruce
- New Black: Henry
- Link
- Playground Ⓔ

### Price Group 2

- Chainmail
- Cogent: Connect
- Foundation
- New Black: Harley
- New Black: Jack
- New Black: James
- Nitelights
- Stand In

### Price Group 3

- Billiard Multi-Use by Designtex
- Gaja
- Imperma
- Redeem
- Retrieve
- Texel

### Price Group 5

- Bo Peep
- Remix
- Silk

### Price Group 6

- Brisa

### Price Group 7

- Steelcut Trio

## Leather Price Group

### Steelcase Leather

- L107 Black Ⓔ
- L207 Mahogany Ⓔ
- L220 Soapstone Ⓔ
- L221 Rocky Ⓔ

## Elmosoft Leather Price Group

- L110 Maritime Blue
- L111 Midnight Blue
- L112 Ebony
- L113 Gunmetal
- L114 Mica
- L115 Dove Grey
- L116 Plum Pleasure
- L122 Truffle
- L128 Red Birch
- L133 Espresso
- L134 Ruby
- L135 Scarlet
- L138 Bourbon
- L139 Cinder
- L140 Garnet
- L143 Pecan
- L144 Chamois
- L146 Russet
- L147 Saddle
- L151 White
- L709 Sugar
- L711 Parchment
- L717 Cameo
- L723 Storm
- L730 Hunter
- L743 Forest Green
- L747 Cigar
- L749 Beaver
- L750 Bluffstone
- L752 Oxblood
- L755 Peanut Butter
- L758 Mustard
- L762 Canvas
- L763 Macadamia
- L768 Tropical
- L769 Mauve
- L770 Cadet
- L772 Timberwolf
- L773 Chalice
- L774 Oil
- L775 Coyote

## Select Surfaces

**For information on products within Select Surfaces**, including accent paints and fabrics from Designtex, Gabriel, Kvadrat, and Pollack, please refer to the *Surface Materials Reference Manual* or visit [www.steelcase.com/surface-materials](http://www.steelcase.com/surface-materials) under the Select Surface section.

## Custom Surfaces

### Price Group COM (Customer's Own Material)

#### Fabric Approval and Yardage

To confirm whether a particular COM material has already been tested for use on a specific Steelcase product or to determine actual yardage requirements:

- Visit [www.steelcase.com](http://www.steelcase.com)

#### For additional information regarding Customer's Own Material

call 1.888.STEELCASE.

Applies to:

- Bench Seating

## Steelcase Select Surfaces Program: Upholstery

### Steelcase Select Surfaces Program Partners:

- Architex
- Arc-Com
- CF Stinson
- Designtex
- Mayer
- Momentum
- Ultrafabrics

#### A collection of textiles

are available as part of a Select Surfaces Program. The collection from the leading suppliers in the market consists of high-performance textiles. Note that not all fabrics can be applied to all seating products. Refer to the Steelcase COM database for the most current application information.

To order these fabrics, enter the finish code which corresponds with the fabric price group.

Price Group	Finish Code
<b>2</b>	<b>59DB</b>
<b>3</b>	<b>59DC</b>
<b>4</b>	<b>59DD</b>
<b>5</b>	<b>59DE</b>
<b>6</b>	<b>59DF</b>
<b>7</b>	<b>59DG</b>
<b>8</b>	<b>59DH</b>
<b>9</b>	<b>59DJ</b>
<b>10</b>	<b>59DK</b>

Then enter the fabric information in the Special Fabric Information pop up window.

Fabric application direction must be specified: For additional information, refer to the *Surface Materials Reference Manual*.

For a comprehensive list of patterns and price grades in Steelcase Health offering, visit [steelcasehealth.com/resources/grade-in](https://steelcasehealth.com/resources/grade-in)

**Thread**

**Steelcase Surfaces**

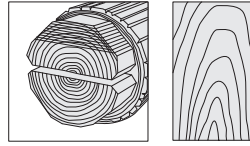
- Applies to:
- Bassline Bench Seating
- UB01 Charcoal
  - UB02 Ash
  - UB03 Powder Blue
  - UB04 Evergreen
  - UB05 Bright Red

**Furniture Linoleum**

- Applies to:
- Verlay metal leg insert

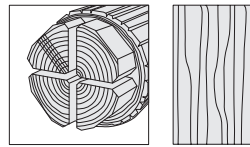
**Forbo**

- C001 Mushroom
- C002 Olive
- C003 Spring Green
- C004 Aquavert
- C005 Iron
- C006 Smokey Blue
- C007 Orange Blast
- C008 Burgundy



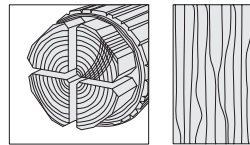
## Flat Cut

Veneer is cut parallel to the flat side of the cant at a tangent to the growth rings of the tree. This produces a cathedral or oval pattern. On average, there is a 6-8" wide leaf width. On an 18" wide surface, there will likely be three leaves showing a repeated pattern.



## Quarter Cut

Veneer is cut from quarter sections of the log which are produced by cutting each cant in half. Cutting lines are at an angle of approximately 90 degrees to the growth rings at the center of the quarter. This produces a straight grain or ribbon pattern. On average, leaves are 2½-4" wide.



## Rift Cut

This veneer cut is specifically for oak. Cutting lines are an arc approximately perpendicular to the growth rings. This produces a comb-like straight grain or ribbon pattern. On average, leaves are 2½-4" wide.

# Color Availability Matrices

## Wood

Available wood color choices are indicated in this matrix for each Steelcase Wood Furniture product.

► Refer to page 461 for the *Veneer Cut Guidelines*.

	Fill Level	Bassline Bench Seating	Bassline Tables	Campfire Big and Slim Tables	Campfire Skate Tables	Convane	Slim Leg HAD	Verlay (except for Eased Edge)	Verlay with Eased Edge
<b>Flat Cut</b>									
<b>Cherry</b>									
<b>3402</b> FC/OP Clear Cherry (Aged)	OP	■	■	■	•	■	■	■	■
<b>3404</b> FC/FF Clear Cherry (Aged)	FF	■	■	■	•	□	■	■	•
<b>3412</b> FC/OP Natural Cherry	OP	■	■	■	•	■	■	■	■
<b>3414</b> FC/FF Natural Cherry	FF	■	■	■	•	□	■	■	•
<b>3422</b> FC/OP Medium Cherry	OP	■	■	■	•	■	■	■	■
<b>3424</b> FC/FF Medium Cherry	FF	■	■	■	•	□	■	■	•
<b>Maple</b>									
<b>3522</b> FC/OP Clear Maple*	OP	■	■	■	•	■	■	■	■
<b>3524</b> FC/FF Clear Maple*	FF	■	■	■	•	□	■	■	•
<b>3592</b> FC/OP Blonde on Maple <b>E</b>	FF	■	■	■	•	□	■	■	■
<b>3424</b> FC/FF Medium Cherry	OP	■	■	■	•	■	■	■	•
<b>Walnut</b>									
<b>3062</b> FC/OP Graphite Walnut	OP	■	■	■	•	■	■	■	■
<b>3064</b> FC/FF Graphite Walnut	FF	■	■	■	•	□	■	■	•
<b>3702</b> FC/OP Clear Walnut	OP	■	■	■	•	■	■	■	■
<b>3704</b> FC/FF Clear Walnut	FF	■	■	■	•	□	■	■	•
<b>3712</b> FC/OP Natural Walnut	OP	■	■	■	•	■	■	■	■
<b>3714</b> FC/FF Natural Walnut	FF	■	■	■	•	□	■	■	•
<b>3752</b> FC/OP Medium Walnut <b>E</b>	OP	■	■	■	•	■	■	■	■
<b>3754</b> FC/FF Medium Walnut <b>E</b>	FF	■	■	■	•	□	■	■	•
<b>3762</b> FC/OP Dark Walnut	OP	■	■	■	•	■	■	■	■
<b>3764</b> FC/FF Dark Walnut	FF	■	■	■	•	□	■	■	•
<b>3772</b> FC/OP Medium Mahogany on Walnut	OP	■	■	■	•	■	■	■	■
<b>3774</b> FC/FF Medium Mahogany on Walnut	FF	■	■	■	•	□	■	■	•
<b>Quarter Cut</b>									
<b>Ash</b>									
<b>3042</b> QC/OP Ash*	OP	■	■	■	•	■	■	■	•
<b>Maple</b>									
<b>3222</b> QC/OP Clear Maple*	OP	■	■	■	•	■	■	■	•
<b>3224</b> QC/FF Clear Maple*	FF	■	■	■	•	□	■	■	•
<b>3292</b> QC/OP Blonde on Maple <b>E</b>	OP	■	■	■	•	■	■	■	•
<b>3294</b> QC/FF Blonde on Maple <b>E</b>	FF	■	■	■	•	□	■	■	•

### Legend

- = Not available
- = Available
- = Available with exceptions
- E** = Established

### Fill Level Key

- FF = Full-fill
- OP = Open-pore
- FC = Full-cut
- QC = Quarter-cut
- For a description of fill level, see *Surface Materials Reference Manual*.

\*To ensure an understanding of the color ranges and characteristic variations of natural veneer, a sign-off sheet is required prior to orders being accepted for this clear-coat finish. The sign-off sheet is available through Steelcase advertising stock. Form number 05-0001370.

► Continued on next page

**Wood, continued from previous page**

Available wood color choices are indicated in this matrix for each Steelcase Wood Furniture product.

	Fill Level	Bassline Bench Seating	Bassline Tables	Campfire Big and Slim Tables	Campfire Skate Tables	Convane	Slim Leg HAD	Verlay (except for Eased Edge)	Verlay with Eased Edge
<b>Quarter Cut, continued</b>									
<b>Walnut</b>									
<b>3302</b> QC/OP Clear Walnut	OP	■	■	■	•	■	■	■	•
<b>3304</b> QC/FF Clear Walnut	FF	■	■	■	•	□	■	■	•
<b>3312</b> QC/OP Natural Walnut	OP	■	■	■	•	■	■	■	•
<b>3314</b> QC/FF Natural Walnut	FF	■	■	■	•	□	■	■	•
<b>3352</b> QC/OP Medium Walnut <b>E</b>	OP	■	■	■	•	■	■	■	•
<b>3354</b> QC/FF Medium Walnut <b>E</b>	FF	■	■	■	•	□	■	■	•
<b>3362</b> QC/OP Dark Walnut	OP	■	■	■	•	■	■	■	•
<b>3364</b> QC/FF Dark Walnut	FF	■	■	■	•	□	■	■	•
<b>3372</b> QC/OP Medium Mahogany on Walnut	OP	■	■	■	•	■	■	■	•
<b>3374</b> QC/FF Medium Mahogany on Walnut	FF	■	■	■	•	□	■	■	•
<b>3382</b> QC/OP Graphite Walnut	OP	■	■	■	•	■	■	■	•
<b>3384</b> QC/FF Graphite Walnut	FF	■	■	■	•	□	■	■	•
<b>Rift Cut</b>									
<b>Oak</b>									
<b>3602</b> RC/OP Desert Oak	OP	■	■	■	•	■	■	■	■
<b>3604</b> RC/FF Desert Oak	FF	■	■	■	•	□	■	■	•
<b>Premium Wood</b>									
<b>Wood Group 3</b>									
<b>3832</b> QC/OP Figured Anegre	OP	■	■	■	•	■	■	■	■
<b>Planked Veneer</b>									
<b>Wood Group 1</b>									
<b>3P41</b> OP Planked Cherry	OP	■	■	■	■	■	■	■	■
<b>3P51</b> OP Planked Maple	OP	■	■	■	■	■	■	■	■
<b>3P61</b> OP Planked Oak	OP	■	■	■	■	■	■	■	■
<b>3P71</b> OP Planked Walnut	OP	■	■	■	■	■	■	■	■
<b>3VFX</b> OP Unmarked Oak	OP	■	■	■	•	■	■	■	•
<b>Natural Veneer</b>									
<b>Wood Group 1</b>									
<b>32A2</b> QC/OP Blanch Maple	OP	•	■	■	•	■	■	■	•
<b>33A2</b> QC/OP Thunder Walnut	OP	•	■	■	•	■	■	■	•
<b>3342</b> FC/OP Black Walnut	OP	■	■	■	•	■	■	■	•
<b>3392</b> QC/OP Black Walnut	OP	■	■	■	•	■	■	■	•
<b>35A2</b> FC/OP Blanch Maple	OP	•	■	■	•	■	■	■	■
<b>36A2</b> RC/OP Volcanic Oak	OP	•	■	■	•	■	■	■	■
<b>37A2</b> FC/OP Thunder Walnut	OP	•	■	■	•	■	■	■	■
<b>Wood Group 2</b>									
<b>3394</b> QC/FF Black Walnut	FF	■	■	■	•	■	■	■	•
<b>3734</b> FC/FF Black Walnut	FF	■	■	■	•	■	■	■	•
<b>Wood Group 3</b>									
<b>3082</b> FC/OP Washed Walnut	OP	■	■	■	•	■	■	■	•
<b>3084</b> FC/FF Washed Walnut	FF	■	■	■	•	■	■	■	•

▶ Continued on next page

**Legend**

- = Not available
- = Available
- = Available with exceptions
- E** = Established

**Fill Level Key**

- FF = Full-fill
- OP = Open-pore
- FC = Full-cut
- QC = Quarter-cut
- RC = Rift-cut
- ▶ For a description of fill level, see *Surface Materials Reference Manual*.

*Tip: Full-fill finish is not available on Premium veneers as a standard.*

▶ Refer to page 461 for the *Veneer Cut Guidelines*.

**Wood, continued from previous page**

Available wood color choices are indicated in this matrix for each Steelcase Wood Furniture product.

	Fill Level	Bassline Bench Seating	Bassline Tables	Campfire Big and Slim Tables	Campfire Skate Tables	Convane	Slim Leg HAD	Verlay (except for Eased Edge)	Verlay with Eased Edge	
<b>Select Surfaces</b>										
<b>Composite Veneers</b>										
<b>Wood Group 1</b>										
<b>3F8X</b>	QC/OP European Walnut Composite	OP	■	■	■	•	•	■	■	•
<b>3GGX</b>	QC/OP Zebrano Composite	OP	■	■	■	•	•	■	■	•
<b>3HGX</b>	QC/OP Oak Composite	OP	■	■	■	•	•	■	■	•
<b>3HVX</b>	QC/OP Walnut Composite	OP	■	■	■	•	•	■	■	•
<b>3JDX</b>	FC/OP Oak Composite	OP	■	■	■	•	•	■	■	•
<b>3JJX</b>	FC/OP Walnut Composite	OP	■	■	■	•	•	■	■	•
<b>3ZNX</b>	QC/OP Night Cerused Oak Composite	OP	■	■	■	•	•	■	■	•

**Legend**

- = Not available
- = Available
- = Available with exceptions
- Ⓢ = Established

**Fill Level Key**

- FF = Full-fill
- OP = Open-pore
- FC = Full-cut
- QC = Quarter-cut
- ▶ For a description of fill level, see *Surface Materials Reference Manual*.



**Laminate**

Available laminate color choices are indicated in this matrix for each Steelcase Wood Furniture product.

**Legend**

- = Not available
- = Available
- = Available with exceptions
- ⓔ = Established

	Steelcase Wood Furniture														
	Bassline Bench Seating	Bassline Tables	Campfire Big Table	Campfire Paper Table	Campfire Personal Table	Campfire Skate Table	Campfire Slim Table	Campfire Storage Cabinets	Convene	Currency Enhanced	Elective Elements	Mackinac	Slim Leg HAD	Verlay	Victor2
<b>High-Pressure Laminates (HPL)</b>															
Price Group 1															
<b>Fiber Laminates</b>															
2850 Vanadium Fiber	■	■	■	•	•	■	■	•	■	■	■	■	■	■	■
2852 Tungsten Fiber	■	■	■	•	•	■	■	•	■	■	■	■	■	■	■
2854 Vellum Fiber ⓔ	■	■	■	•	•	■	■	•	■	■	■	■	■	■	■
2860 Granite Fiber	■	■	■	•	•	■	■	•	■	■	■	■	■	■	■
2862 Stucco Fiber ⓔ	■	■	■	•	•	■	■	•	■	■	■	■	■	■	■
<b>Markerboard Laminate</b>															
2977 Markerboard	•	•	•	•	•	•	•	•	•	•	•	•	•	•	•
<b>Micro Laminates</b>															
2920 Marl Micro	■	■	■	•	•	■	■	•	■	■	■	■	■	■	■
2921 Gypsum Micro	■	■	■	•	•	■	■	•	■	■	■	■	■	■	■
2922 Clay Micro	■	■	■	•	•	■	■	•	■	■	■	■	■	■	■
<b>Patina Laminates</b>															
2870 Blonde Bronze Patina	■	■	■	•	•	■	■	•	■	■	■	■	■	■	■
2873 Instant Iron Patina	■	■	■	•	•	■	■	•	■	■	■	■	■	■	■
<b>Solid Laminates</b>															
2722 Cream ⓔ	■	■	■	•	•	■	■	•	■	■	■	■	■	■	■
2730 Arctic White	■	■	■	•	■	■	■	•	■	■	■	■	■	■	■
2746 Black	■	■	■	•	•	■	■	•	■	■	■	■	■	■	■
2811 Mist ⓔ	■	■	■	•	•	■	■	•	■	■	■	■	■	■	■
2883 Seagull	■	■	■	•	•	■	■	•	■	■	■	■	■	■	■
2884 Milk	■	■	■	•	•	■	■	•	■	■	■	■	■	■	■
2885 Dune	■	■	■	•	•	■	■	•	■	■	■	■	■	■	■
2HAA Persian Salt	■	■	■	•	•	■	■	•	■	■	■	■	■	■	■
2HAB Rose	■	■	■	•	•	■	■	•	■	■	■	■	■	■	■
2HAC Indigo	■	■	■	•	•	■	■	•	■	■	■	■	■	■	■
2HAD Green Citrine	■	■	■	•	•	■	■	•	■	■	■	■	■	■	■
2HAE Dark Olivine	■	■	■	•	•	■	■	•	■	■	■	■	■	■	■
2HAF Cloudy	■	■	■	•	•	■	■	•	■	■	■	■	■	■	■
2HMG Merle	■	■	■	•	•	■	■	•	■	■	■	■	■	■	■

► Continued on next page

**Laminate, continued from previous page**

Available laminate color choices are indicated in this matrix for each Steelcase Wood Furniture product.

**Legend**

- = Not available
- = Available
- = Available with exceptions
- Ⓔ = Established

	Steelcase Wood Furniture														
	Bassline Bench Seating	Bassline Tables	Campfire Big Table	Campfire Paper Table	Campfire Personal Table	Campfire Skate Table	Campfire Slim Table	Campfire Storage Cabinets	Convenc	Currency Enhanced	Elective Elements	Mackinac	Slim Leg HAD	Verlay	Victor2
<b>High-Pressure Laminates (HPL)</b>															
Price Group 1															
<b>Speckle Laminates</b>															
2820 Coffee Speckle	■	■	■	•	•	■	■	•	■	■	■	■	■	■	■
2823 Driftwood Speckle	■	■	■	•	•	■	■	•	■	■	■	■	■	■	■
2824 Smoke Speckle	■	■	■	•	•	■	■	•	■	■	■	■	■	■	■
2825 Vanadium Speckle	■	■	■	•	•	■	■	•	■	■	■	■	■	■	■
<b>Woodgrain Laminates</b>															
2406 Clear Cherry Ⓔ	■	■	■	•	•	■	■	•	■	■	■	■	■	■	■
2409 Clear Maple	■	■	■	•	•	■	■	•	■	■	■	■	■	■	■
2410 Graphite Walnut	■	■	■	•	•	■	■	•	■	■	■	■	■	■	■
2412 Natural Cherry	■	■	■	•	•	■	■	•	■	■	■	■	■	■	■
2422 Medium Cherry	■	■	■	•	•	■	■	•	■	■	■	■	■	■	■
2511 Winter on Maple	■	■	■	•	•	■	■	•	■	■	■	■	■	■	■
2535 Virginia Walnut	■	■	■	■	■	■	■	•	■	■	■	■	■	■	■
2536 Blackwood Ⓔ	■	■	■	■	•	■	■	•	■	■	■	■	■	■	■
2538 Clear Walnut	■	■	■	■	•	■	■	•	■	■	■	■	■	■	■
2592 Blonde on Maple Ⓔ	■	■	■	•	•	■	■	•	■	■	■	■	■	■	■
2612 Marbled Maple Ⓔ	■	■	■	•	•	■	■	•	■	□	□	□	■	□	■
2614 Chocolate Walnut Ⓔ	■	■	■	•	•	■	■	•	■	□	□	□	■	□	■
2615 Marbled Cherry Ⓔ	■	■	■	•	•	■	■	•	■	□	□	□	■	□	■
2714 Natural Walnut Ⓔ	■	■	■	•	•	■	■	•	■	■	■	■	■	■	■
2897 Desert Oak	•	•	•	•	•	•	•	•	•	■	•	■	•	•	■
2HAK Clear Oak	■	■	■	■	•	■	■	•	■	■	■	■	■	■	■
2HAN Ash Noce	■	■	■	•	•	■	■	•	■	■	■	■	■	■	■
2HAT Acacia	■	■	■	•	■	■	■	•	■	■	■	■	■	■	■
2HAW Ash Wenge	■	■	■	•	•	■	■	•	■	■	■	■	■	■	■
2HBN Bisque Noce	■	■	■	•	•	■	■	•	■	■	■	■	■	■	■
2HBW Bisque Wenge	■	■	■	•	•	■	■	•	■	■	■	■	■	■	■

► Continued on next page

**Laminate, continued from previous page**

Available laminate color choices are indicated in this matrix for each Steelcase Wood Furniture product.

**Legend**

- = Not available
- = Available
- = Available with exceptions
- Ⓜ = Established

	Steelcase Wood Furniture														
	Bassline Bench Seating	Bassline Tables	Campfire Big Table	Campfire Paper Table	Campfire Personal Table	Campfire Skate Table	Campfire Slim Table	Campfire Storage Cabinets	Convane	Currency Enhanced	Elective Elements	Mackinac	Slim Leg HAD	Verlay	Victor2
<b>High-Pressure Laminates (HPL)</b> Price Group 1															
<b>Woodgrain Laminates</b>															
2HCN Clay Noce	■	■	■	•	•	■	■	•	■	■	■	■	■	■	■
2HCW Clay Wenge	■	■	■	•	•	■	■	•	■	■	■	■	■	■	■
2HSN Storm Noce	■	■	■	•	•	■	■	•	■	■	■	■	■	■	■
2HSW Storm Wenge	■	■	■	•	•	■	■	•	■	■	■	■	■	■	■
2HWA Grey Kingswood	■	■	■	•	•	■	■	•	■	■	■	■	■	■	■
2HWB Planked Walnut	■	■	■	•	•	■	■	•	■	■	■	■	■	■	■
2HWD Resolute Walnut	■	■	■	•	•	■	■	•	■	■	■	■	■	■	■
2HWE Natural Recon	■	■	■	•	•	■	■	•	■	■	■	■	■	■	■
2HWF Smoked Walnut	■	■	■	•	•	■	■	•	■	■	■	■	■	■	■
<b>High-Pressure Laminates (HPL)</b> Price Group 2															
<b>Textured Laminate (HPL)</b>															
2TH2 Fawn Cypress	■	■	■	•	•	■	■	•	■	■	■	■	■	■	■
2TH4 Saddle Oak	■	■	■	•	•	■	■	•	■	■	■	■	■	■	■
2TH5 Veranda Teak	■	■	■	•	•	■	■	•	■	■	■	■	■	■	■
2TH7 Walnut Heights	■	■	■	•	•	■	■	•	■	■	■	■	■	■	■
2UH1 Reclaimed Aggregate	■	■	■	•	•	■	■	•	■	■	■	■	■	■	■
2UH2 Reclaimed Gravel	■	■	■	•	•	■	■	•	■	■	■	■	■	■	■
2UH4 Cement	■	■	■	■	■	■	■	•	□	■	□	■	■	■	■
2UH6 Sheetrock	■	■	■	•	•	■	■	•	■	■	■	■	■	■	■
<b>High-Pressure Laminates (HPL)</b> Price Group 3															
<b>Solid Laminates</b>															
24H1 Satin White	■	■	■	•	•	■	■	•	•	■	■	■	■	■	•
24H2 Satin Black	■	■	■	•	•	■	■	•	•	■	■	■	■	■	•
24H3 Satin Stone	■	■	■	•	•	■	■	•	•	■	■	■	■	■	•
24H4 Satin Mocha	■	■	■	•	•	■	■	•	•	■	■	■	■	■	•
2HAL Scarlet	•	•	•	•	•	•	•	•	•	•	•	•	•	•	•
2HUB Burnished Bronze	•	•	•	•	•	•	•	•	•	•	•	•	•	•	•

► **Continued on next page**

**Laminate, continued from previous page**

Available laminate color choices are indicated in this matrix for each Steelcase Wood Furniture product.

**Legend**

- = Not available
- = Available
- = Available with exceptions
- ⓔ = Established

	Steelcase Wood Furniture														
	Bassline Bench Seating	Bassline Tables	Campfire Big Table	Campfire Paper Table	Campfire Personal Table	Campfire Skate Table	Campfire Slim Table	Campfire Storage Cabinets	Convane	Currency Enhanced	Elective Elements	Mackinac	Slim Leg HAD	Verlay	Victor2
<b>Low-Pressure Laminates (LPL)</b>															
<b>Fiber Laminates</b>															
<b>2L50</b> Vanadium Fiber LPL	■	■	■	•	•	■	■	■	•	■	•	•	■	•	•
<b>2L52</b> Tungsten Fiber LPL	■	■	■	•	•	■	■	■	•	■	•	•	■	•	•
<b>Solid Laminates</b>															
<b>247L</b> Black Version 2 LPL	■	■	■	•	•	■	■	■	•	■	•	•	■	•	•
<b>2L30</b> Arctic White LPL	■	■	■	•	•	■	■	■	•	■	•	•	■	•	•
<b>2L83</b> Seagull LPL	■	■	■	•	•	■	■	■	•	■	•	•	■	•	•
<b>2L84</b> Milk LPL	•	■	■	•	•	■	■	■	•	■	•	•	■	•	•
<b>2L85</b> Dune LPL	■	■	■	•	•	■	■	■	•	■	•	•	■	•	•
<b>2LMG</b> Merle LPL	■	■	■	•	•	■	■	■	•	■	•	•	■	•	•
<b>Woodgrain Laminates</b>															
<b>24L0</b> Graphite Walnut LPL	•	■	■	•	•	■	■	■	•	■	•	•	■	•	•
<b>25L1</b> Winter on Maple LPL	■	■	■	•	•	■	■	■	•	■	•	•	■	•	•
<b>25L5</b> Virginia Walnut LPL	■	■	■	•	•	■	■	■	•	■	•	•	■	•	•
<b>25L6</b> Blackwood LPL ⓔ	■	■	■	•	•	■	■	■	•	■	•	•	■	•	•
<b>25L8</b> Clear Walnut LPL	■	■	■	•	•	■	■	■	•	■	•	•	■	•	•
<b>26L1</b> Natural Cherry Version 2 LPL	■	■	■	•	•	■	■	■	•	■	•	•	■	•	•
<b>262L</b> Marbled Maple LPL ⓔ	■	■	■	•	•	■	■	■	•	■	•	•	■	•	•
<b>264L</b> Chocolate Walnut LPL ⓔ	■	■	■	•	•	■	■	■	•	■	•	•	■	•	•
<b>267L</b> Marbled Cherry Version 2 LPL ⓔ	■	■	■	•	•	■	■	■	•	■	•	•	■	•	•

Laminate, continued from previous page

Available laminate color choices are indicated in this matrix for each Steelcase Wood Furniture product.

**Legend**

- = Not available
- = Available
- = Available with exceptions
- E = Established

	Steelcase Wood Furniture														
	Bassline Bench Seating	Bassline Tables	Campfire Big Table	Campfire Paper Table	Campfire Personal Table	Campfire Skate Table	Campfire Slim Table	Campfire Storage Cabinets	Convane	Currency Enhanced	Elective Elements	Mackinac	Slim Leg HAD	Verlay	Victor2
<b>Low-Pressure Laminates (LPL)</b>															
<b>Woodgrain Laminates</b>															
2L09 Clear Maple LPL	■	■	■	•	•	■	■	■	•	■	•	•	■	•	•
2LAK Clear Oak LPL	•	■	■	•	•	■	■	■	•	■	•	•	■	•	•
2LAN Ash Noce LPL	■	■	■	•	•	■	■	■	•	■	•	•	■	•	•
2LAT Acacia LPL	■	■	■	•	•	■	■	■	•	■	•	•	■	•	•
2LAW Ash Wenge LPL	■	■	■	•	•	■	■	■	•	■	•	•	■	•	•
2LBN Bisque Noce LPL	■	■	■	•	•	■	■	■	•	■	•	•	■	•	•
2LBW Bisque Wenge LPL	■	■	■	•	•	■	■	■	•	■	•	•	■	•	•
2LCN Clay Noce LPL	■	■	■	•	•	■	■	■	•	■	•	•	■	•	•
2LCW Clay Wenge LPL	■	■	■	•	•	■	■	■	•	■	•	•	■	•	•
2LSN Storm Noce LPL	■	■	■	•	•	■	■	■	•	■	•	•	■	•	•
2LSW Storm Wenge LPL	■	■	■	•	•	■	■	■	•	■	•	•	■	•	•
2LWA Gey Kingswood	■	■	■	•	•	■	■	■	•	■	•	•	■	•	•
2LWB Planked Walnut	■	■	■	•	•	■	■	■	•	■	•	•	■	•	•
2LWD Resolute Walnut	■	■	■	•	•	■	■	■	•	■	•	•	■	•	•
2LWG Natural Recon	■	■	■	•	•	■	■	■	•	■	•	•	■	•	•
2LWF Smoked Walnut	■	■	■	•	•	■	■	■	•	■	•	•	■	•	•
2TL2 Fawn Cypress	■	■	■	•	•	■	■	■	•	■	•	•	■	•	•
<b>Open Line Laminate (Upcharge)</b>															
Open Line Laminate	■	■	■	•	•	•	■	•	□	□	■	■	■	■	■

Color Availability Matrices, continued

**Plated and Painted Metal**

Not every plated metal color is available on every metal component for every product line. This matrix gives you an overview of which plated metal colors are available on each product line and component.

**Legend**

- = Not available
- = Available
- = Available with exceptions
- Ⓢ = Established

		0835 Black	4728 Nickel Metallic	4750 Champagne Metallic	4798 Sterling Metallic	4799 Platinum Metallic	4803 Near Black	7207 Black Textured	7225 Sand	7241 Arctic White	7243 Seagull	7246 Midnight Metallic	7278 Dark Bronze	7280 Smooth Bronze	7360 Merle	8042 Brushed Aluminum	8043 Anodized Aluminum	8046 Polished Aluminum	9201 Polished Chrome	9211 Nickel	9212 Silver	9214 Antique Pewter	9230 Antique Bronze	9250 Ember Chrome		
<b>Convене</b>	Pulls	■	•	•	•	■	•	•	•	•	•	•	•	•	•	•	•	•	•	■	■	•	•	•	•	
	Locks	•	•	•	•	•	•	•	•	•	•	•	•	•	•	•	•	•	•	■	•	•	•	•	■	
	Base toe kicks	■	•	•	•	•	•	•	•	•	•	•	•	•	•	•	•	■	•	■	•	•	•	•	•	•
	Square and cylinder feet	■	•	•	•	■	•	•	•	•	•	•	•	•	•	•	•	■	•	•	•	•	•	•	•	•
	Flex base	■	•	•	•	■	•	•	•	•	•	•	•	•	•	•	•	■	•	•	•	•	•	•	•	•
	Grommets	■	•	•	•	■	•	•	•	•	•	•	•	•	•	•	•	•	•	•	■	■	•	•	•	•
	Power unit and power channel sleeves	■	•	•	•	■	•	•	•	•	•	•	•	•	•	•	•	•	•	•	•	•	•	•	•	•
<b>Currency Enhanced</b>	Pulls	■	■	•	•	■	■	■	•	■	•	•	■	■	•	•	•	•	■	■	■	•	•	•	•	
	Locks	•	•	•	•	•	•	•	•	•	•	•	•	•	•	•	•	•	■	•	•	•	•	•	■	
	Column leg	•	•	•	•	■	•	■	•	•	•	•	•	•	•	•	•	•	•	•	•	•	•	•	•	
	Post leg	•	•	•	•	■	•	■	•	•	•	•	•	•	•	•	•	•	•	•	•	•	•	•	•	
	Square leg	■	■	■	■	■	■	■	■	■	■	■	■	■	•	■	•	•	•	•	•	•	•	•	•	•
	T-base	■	■	■	■	■	■	■	■	■	■	■	■	■	•	■	•	•	■	•	•	•	•	•	•	•
	X-base	■	■	■	■	■	■	■	■	■	■	■	■	■	•	■	•	•	■	•	•	•	•	•	•	•
	Flip grommet	•	•	•	•	■	•	■	•	•	•	•	•	•	•	•	•	•	•	•	•	•	•	•	•	•
<b>Slim Leg HAD</b>	Column	■	•	•	•	■	•	•	•	•	•	•	•	•	•	•	•	•	•	•	•	•	•	•	•	
	Shrouds	■	■	■	■	■	■	■	■	■	■	■	■	■	■	■	•	•	•	•	•	•	•	•	•	•
	Cable tray	■	■	■	■	■	■	■	■	■	■	■	■	■	■	■	•	•	•	•	•	•	•	•	•	•



# Recommended Edge Banding Finishes for Low-Pressure Laminate and High-Pressure Laminate Products

For Use on: Bassline Occasional Tables, Asymmetrical Tables, Box Top Tables, and One Seat Bench Side Table

High-Pressure Laminate Color	Recommended Edge Band	High-Pressure Laminate Color	Recommended Edge Band
<b>Steelcase Surfaces</b>			
2406 Clear Cherry <b>E</b>	6234 Clear Cherry <b>E</b>	2TH2 Fawn Cypress	6T02 Fawn Cypress
2409 Clear Maple	6237 Clear Maple	2TH4 Saddle Oak	6T04 Saddle Oak
2410 Graphite Walnut	6231 Graphite Walnut	2TH5 Veranda Teak	6T05 Veranda Teak
2412 Natural Cherry	6034 Natural Cherry	2TH7 Walnut Heights	6T07 Walnut Heights
2422 Medium Cherry	6036 Medium Cherry	2UH1 Reclaimed Aggregate	6T08 Aggregate
24H1 Satin White	6009 Arctic White	2UH2 Reclaimed Gravel	6T09 Gravel
24H2 Satin Black	6000 Black	2UH4 Cement	6T10 Cement
24H3 Satin Stone	6169 Stone	2UH6 Sheetrock	6T12 Sheetrock
24H4 Satin Mocha	6170 Mocha		
2511 Winter on Maple	6037 Winter on Maple		
2535 Virginia Walnut	6242 Virginia Walnut		
2536 Blackwood <b>E</b>	6243 Blackwood <b>E</b>		
2538 Clear Walnut	6245 Clear Walnut		
2592 Blonde on Maple <b>E</b>	6038 Blonde on Maple <b>E</b>		
2612 Marbled Maple <b>E</b>	6676 Marbled Maple <b>E</b>		
2614 Chocolate Walnut <b>E</b>	6677 Chocolate Walnut <b>E</b>		
2615 Marbled Cherry <b>E</b>	6878 Marbled Cherry <b>E</b>		
2714 Natural Walnut <b>E</b>	6041 Natural Walnut <b>E</b>		
2722 Cream <b>E</b>	6631 Cream <b>E</b>		
2730 Arctic White	6009 Arctic White		
2746 Black	6000 Black		
2811 Mist <b>E</b>	6636 Mist		
2820 Coffee Speckle <b>E</b>	6631 Cream <b>E</b>		
2823 Driftwood Speckle	6631 Cream <b>E</b>		
2824 Smoke Speckle	6636 Mist		
2825 Vanadium Speckle	6619 Ice <b>E</b>		
2850 Vanadium Fiber	6654 Sand		
2852 Tungsten Fiber	6636 Mist		
2854 Vellum Fiber <b>E</b>	6655 Warm White <b>E</b> <b>10/23</b>		
2860 Granite Fiber	6000 Black		
2862 Stucco Fiber <b>E</b>	6053 Seagull		
2870 Blonde Bronze Patina	6654 Sand		
2873 Instant Iron Patina	6527 Merle		
2883 Seagull	6053 Seagull		
2884 Milk	6052 Milk		
2885 Dune	6654 Dune		
2920 Marl Micro	6053 Seagull		
2921 Gypsum Micro	6654 Sand		
2922 Clay Micro	6654 Sand		
2HAA Persian Salt	61AA Persian Salt		
2HAB Rose	61AB Rose		
2HAC Indigo	61AC Indigo		
2HAD Green Citrine	61AD Green Citrine		
2HAE Dark Olivine	61AE Dark Olivine		
2HAF Cloudy	61AF Cloud		
2HAK Clear Oak	6219 Clear Oak		
2HAN Ash Noce	6707 Ash Noce		
2HAT Acacia	6213 Acacia		
2HAW Ash Wenge	6703 Ash Wenge		
2HBN Bisque Noce	6708 Bisque Noce		
2HBW Bisque Wenge	6705 Bisque Wenge		
2HCN Clay Noce	6709 Clay Noce		
2HCW Clay Wenge	6706 Clay Wenge		
2HSN Storm Noce	6710 Storm Noce		
2HSW Storm Wenge	6704 Storm Wenge		
2HWA Grey Kingswood	66WA Grey Kingswood		
2HWB Planked Walnut	66WB Planked Walnut		
2HWD Resolute Walnut	66WD Resolute Walnut		
2HWE Natural Recon	66WE Natural Recon		
2HWF Smoked Walnut	66WF Smoked Walnut		

**E** = Established

**E**10/23 = Last order entry  
October 15, 2023



**For Use on: Campfire Slim Table and Skate Table**

**High-Pressure  
Laminate Color**

**Recommended  
Edge Band**

**High-Pressure  
Laminate Color**

**Recommended  
Edge Band**

**Steelcase Surfaces**

2406	Clear Cherry <b>E</b>
2409	Clear Maple
2410	Graphite Walnut
2412	Natural Cherry
2422	Medium Cherry
24H1	Satin White
24H2	Satin Black
24H3	Satin Stone
24H4	Satin Mocha
2511	Winter on Maple
2535	Virgina Walnut
2536	Blackwood <b>E</b>
2538	Clear Walnut
2592	Blonde on Maple <b>E</b>
2612	Marbled Maple <b>E</b>
2614	Chocolate Walnut <b>E</b>
2615	Marbled Cherry <b>E</b>
2714	Natural Walnut <b>E</b>
2722	Cream <b>E</b>
2730	Arctic White
2746	Black
2811	Mist <b>E</b>
2820	Coffee Speckle <b>E</b>
2823	Driftwood Speckle
2824	Smoke Speckle
2825	Vanadium Speckle
2850	Vanadium Fiber
2852	Tungsten Fiber
2854	Vellum Fiber <b>E</b>
2860	Granite Fiber
2862	Stucco Fiber <b>E</b>
2870	Blonde Bronze Patina
2873	Instant Iron Patina
2883	Seagull
2884	Milk
2885	Dune
2920	Marl Micro
2921	Gypsum Micro
2922	Clay Micro
2HAA	Persian Salt
2HAB	Rose
2HAC	Indigo
2HAD	Green Citrine
2HAE	Dark Olivine
2HAF	Cloudy
2HAK	Clear Oak
2HAN	Ash Noce
2HAT	Acacia
2HAW	Ash Wenge
2HBN	Bisque Noce
2HBW	Bisque Wenge
2HCN	Clay Noce
2HCW	Clay Wenge
2HSN	Storm Noce
2HSW	Storm Wenge
2HWA	Grey Kingswood
2HWB	Planked Walnut
2HWD	Resolute Walnut
2HWE	Natural Recon
2HWF	Smoked Walnut

6234	Clear Cherry <b>E</b>
6237	Clear Maple
6231	Graphite Walnut
6034	Natural Cherry
6036	Medium Cherry
6009	Arctic White
6000	Black
6169	Stone
6170	Mocha
6037	Winter on Maple
6242	Virginia Walnut
6243	Blackwood <b>E</b>
6245	Clear Walnut
6038	Blonde on Maple <b>E</b>
6676	Marbled Maple <b>E</b>
6677	Chocolate Walnut <b>E</b>
6878	Marbled Cherry <b>E</b>
6041	Natural Walnut <b>E</b>
6631	Cream <b>E</b>
6009	Arctic White
6000	Black
6636	Mist
6631	Cream <b>E</b>
6631	Cream <b>E</b>
6636	Mist
6619	Ice <b>E</b>
6654	Sand
6636	Mist
6655	Warm White <b>X10/23</b>
6000	Black
6053	Seagull
6654	Sand
6527	Merle
6053	Seagull
6052	Milk
6654	Dune
6053	Seagull
6654	Sand
6654	Sand
61AA	Persian Salt
61AB	Rose
61AC	Indigo
61AD	Green Citrine
61AE	Dark Olivine
61AF	Cloud
6219	Clear Oak
6707	Ash Noce
6213	Acacia
6703	Ash Wenge
6708	Bisque Noce
6705	Bisque Wenge
6709	Clay Noce
6706	Clay Wenge
6710	Storm Noce
6704	Storm Wenge
66WA	Grey Kingswood
66WB	Planked Walnut
66WD	Resolute Walnut
66WE	Natural Recon
66WF	Smoked Walnut

2TH2	Fawn Cypress
2TH4	Saddle Oak
2TH5	Veranda Teak
2TH7	Walnut Heights
2UH1	Reclaimed Aggregate
2UH2	Reclaimed Gravel
2UH4	Cement
2UH6	Sheetrock

6T02	Fawn Cypress
6T04	Saddle Oak
6T05	Veranda Teak
6T07	Walnut Heights
6T08	Aggregate
6T09	Gravel
6T10	Cement
6T12	Sheetrock

**E** = Established

**X10/23** = Last order entry  
October 15, 2023

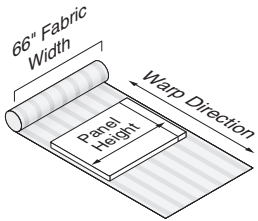
# Edge Banding Color Defaults

## Campfire Slim Table and Campfire Skate Table

**Plastic edge band color** is determined by Low-Pressure Laminate color specified.

<b>Low-Pressure Laminate Color</b>		<b>Default Edge Band Color</b>	
25L5	Virginia Walnut LPL	6242	Virginia Walnut
25L6	Blackwood LPL <b>E</b>	6243	Blackwood <b>E</b>
25L8	Clear Walnut LPL	6245	Clear Walnut
26L1	Natural Cherry V2 LPL	6034	Natural Cherry
2L30	Arctic White LPL	6009	Arctic White

**E** = Established



**Warp horizontal** means the height dimension of the tackboard is perpendicular to the warp of the fabric.

## Application Topics

*Tip: Fabric warp direction cannot be altered from standard on tackboards.*

### Customer's Own Material Yardage Requirements

Pre-approved fabrics are available. To determine if the fabric you want is on the pre-approved list, call a COM Consultant at 616.246.9822.

### Surface Materials Representatives

are also available to answer your questions and to provide clarification. They can also help with situations where you are using fabrics under 66"W. Call 616.246.9822.

**For further information regarding COM fabrics,** refer to the *Steelcase Surface Materials Reference Manual*.

**Additional fabric** is required to accommodate flaws, wrinkles, and other imperfections.

## Standard Warp Directions

Fabric	Standard	Tackboards
Abacus <b>E</b>	D	H
Alloy	D	H
Bariolage	D	H
Billiard Multi-Use by Designtex	D	HO
Boccie	D	H
Bouquet <b>E</b>	D	H
Buzz2	D	HO
Charm*	D	H
Code	D	H
Flip: Orbit	D	HO
Flip: TexHex	D	HO
Fresco	D	H
Lapel	D	H
Latch	D	H
Milano <b>E</b>	D	H
Optic	D	H
Pianista	D	HO
Rhythm	D	H
Stencil	D	HO
Tinsel*	D	H

D = Directional  
 ND = Non-directional  
 H = Warp horizontal  
 HO = Horizontal only

**For Designtex** Cutting Direction, see *Surface Materials Reference Manual*.

\*These fabrics have some color restrictions. Check the *Surface Materials Reference Manual* for color availability.

**E** = Established



---

# Resources

## **Lock and Keying**

Currency Enhanced and Convene

**478**

## **Wood Touch-Up Kits**

**480**

## **Style Number Index**

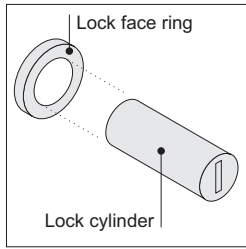
**482**

# Lock and Keying

Currency Enhanced and Convene

**All locking products, for Convene** are standard with factory-installed, keyed-random locks. Consecutive, specific, and random keying are available as field-installed options.

**Currency Enhanced products** are available with field-installed lock plugs only. Lock cylinders are ordered separately.



**Locks** consist of a factory- or field-installed lock cylinder and a factory-installed lock face ring.

**Two types of locks** are available—the standard keying system (FR series) and the master keying system (XF series). All the locks in the XF series can be opened with a single master key.

## Factory-Installed Keying

**Factory-installed locks** are always key random (standard) or master key random (optional on some product lines). Key random means that the locks will be assigned arbitrarily at the factory with key numbers ranging from FR305 to FR454 (Master keying numbers: XF1001 to XF1150). All locks within a unit will be keyed alike.

*Tip: Random keying can mean that different furniture units will have the same key number. If you must have all locks keyed differently, you should specify field-installed, key specific or key consecutive lock cylinders. ▶ See below.*

### Key Random

- FR305
  - FR421
  - FR305
  - or
  - XF1011
  - XF1042
  - XF1011
- } Master Key

### Required to Specify

**Master key random** +\$36 Specify with master key random.

## Field-Installed Keying

**Field-installed locks** are only available on products that include factory-installed lock mechanisms.

**Specify "plug"** when specifying furniture, and the product will ship with a plastic plug in place of the lock cylinder.

**Front-removable lock cylinders** must be specified separately. You must also order a special lock tool to install or remove lock cylinders in the field.

*Tip: Lock tools are reusable. You do not need to order additional lock tools with every furniture order.*

**Lock cylinders** will be shipped separately so that you can install the locks when you are ready.

**Three keying choices** are available for field installation—random (standard), specific, and consecutive. All three are also available with master keying, which means that all locks can be opened with a single master key.

**Key random** means that the locks will be assigned arbitrarily at the factory with key numbers ranging from FR305 to FR454 (Master keying numbers: XF1001 to XF1150).

*Tip: Random keying can mean that different furniture units will have the same key number. If you must have all locks keyed differently, you should specify key specific or key consecutive lock cylinders.*

### Key Random

- FR305
  - FR421
  - FR305
  - or
  - XF1011
  - XF1042
  - XF1011
- } Master Key

**Key specific** means that you can specify any key number from FR305 to FR454 (Master keying numbers: XF1001 to XF1150). This option can be used to key all the furniture units in a workstation or department the same.

*Tip: Designate the quantity per key number in your specification.*

▶ See example at right.

### Key Specific

- FR350
  - FR350
  - FR350
  - or
  - XF1020
  - XF1020
  - XF1020
- } Master Key

**Key consecutive** means that you can specify lock numbers in a consecutive order to ensure that no two locks have the same key number until the key sequence repeats. You must select a beginning key number from FR305 to FR454 (Master keying numbers: XF1001 to XF1150).

### Key Consecutive

- FR350
  - FR351
  - FR352
  - or
  - XF1020
  - XF1021
  - XF1022
- } Master Key

**Example** of a typical lock cylinder specification is shown below:

- 10 LOCK9201FR FR320
- 5 LOCK9201FR FR350
- 15 LOCK9201XF XF1100
- 30 Total
- 1 877102003SR standard lock tool
- 1 877102002SR master lock tool

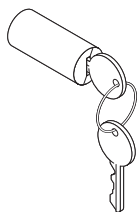


### For Canadian Pricing

Multiply U.S. Price by the Canadian price factor.

▶ See page 1 for details.

## Field-Installed Lock Cylinders



Tip: Lock price is included in price of furniture with locks.

Tip: For replacement lock cylinders, refer to Service Parts.

Tip: You can change lock cylinders in the field by using the appropriate lock tool.

Standard Includes	Required to Specify
-------------------	---------------------

- |  |  |
|--|--|
| <ul style="list-style-type: none"> <li>Lock cylinder, keyed random: 9201 Polished Chrome or 9250 Ember Chrome</li> <li>Two keys</li> </ul> | <ul style="list-style-type: none"> <li>1 Style number</li> <li>2 Options, if selected (see below)</li> </ul> |
|--|--|

Options	U.S. Price	Required to Specify
---------	------------	---------------------

<b>Key specific</b>	No cost	Select key number from FR305–FR454.
<b>Key consecutive</b>	No cost	Specify <i>key consecutive</i> and must select beginning key number from FR305–FR454.
<b>Master key random</b>	+\$36 each	Specify <i>master key random</i> .
<b>Master key specific</b>	+\$36 each	Specify key number from XF1001–XF1150.
<b>Master key consecutive</b>	+\$36 each	Specify <i>master key consecutive</i> and must select beginning key number from XF1001–XF1150.

Specification Information		
Color	Style Number	U.S. Base Price


### FR Series (Standard Keying System)—Lock Cylinder

Polished Chrome	<b>LOCK9201FR</b>	No cost
Ember Chrome	<b>LOCK9250FR</b>	No cost

### Standard Lock Tool

	<b>877102003SR</b>	\$36

### XF Series (Master Keying System)—Lock Cylinder

Polished Chrome	<b>LOCK9201XF</b>	No additional cost. Price included in price of furniture with master-keyed locks.
Ember Chrome	<b>LOCK9250XF</b>	No additional cost. Price included in price of furniture with master-keyed locks.

### Master Lock Tool

	<b>877102002SR</b>	\$36

**For Canadian Pricing**  
 Multiply U.S. Price by the Canadian price factor.  
 ▶ See page 1 for details.

---

# Wood Touch-Up Kits

## How to Order Wood Touch-Up Kits

Order wood finish touch-up kits from J.Kaltz Co. Specific Steelcase finish codes (such as 3422) can be found under Finishes > Dealer Kits. Each kit contains one brush tip marker and one fill stick.

Place orders as follows:

- Phone: 616.942.6070
- Web: <http://www.jkaltzco.com>





# Style Number Index

Style Number	Page	Description
<b>32WCP</b>	431	Wire Guide Clip
<b>877102002SR</b>	479	Master Lock Tool
<b>877102003SR</b>	479	Standard Lock Tool
<b>999CHT</b>	430	Wire Clips
<b>AWAA</b>	431	Cable Tray
<b>AWAC23212</b>	165	Wood Center Dwr
<b>AWAG2</b>	273	Round Grommet
<b>AWAK</b>	164	Cabinet Attachment Kit
<b>AWDR</b>	442	Victor2 Display
<b>AWQT28</b>	268	FS Table Bs
<b>AWRF254836</b>	441	Victor2 Freestanding Unit
<b>AWRF256036</b>	441	Victor2 Freestanding Unit
<b>AWRM183636</b>	438	Victor2 Mobile Unit
<b>AWTS</b>	442	Victor2 Tray Shelf
<b>AWVFP</b>	272	Flip Up Power Unit
<b>AWVHD</b>	164	Hinged Door Power Unit
<b>AWVW</b>	430	Wire Mgr
<b>CFLEXT24</b>	264	Convvene; Metal Flex Base
<b>CFLEXT30</b>	264	Convvene; Metal Flex Base
<b>CFLEXX24</b>	264	Metal Flex Base
<b>CFLEXX30</b>	264	Metal Flex Base
<b>CL_B3660</b>	261	Convvene; Boat-Shape Lam Conf Tbl Top
<b>CL_B3666</b>	261	Convvene; Boat-Shape Lam Conf Tbl Top
<b>CL_B3672</b>	261	Convvene; Boat-Shape Lam Conf Tbl Top
<b>CL_B3684</b>	261	Convvene; Boat-Shape Lam Conf Tbl Top
<b>CL_B42108</b>	261	Convvene; Boat-Shape Lam Conf Tbl Top
<b>CL_B4272</b>	261	Convvene; Boat-Shape Lam Conf Tbl Top
<b>CL_B4284</b>	261	Convvene; Boat-Shape Lam Conf Tbl Top
<b>CL_B4296</b>	261	Convvene; Boat-Shape Lam Conf Tbl Top
<b>CL_B48108</b>	261	Convvene; Boat-Shape Lam Conf Tbl Top
<b>CL_B48120</b>	261	Convvene; Boat-Shape Lam Conf Tbl Top
<b>CL_B48144</b>	261	Convvene; Boat-Shape Lam Conf Tbl Top
<b>CL_B4884</b>	261	Convvene; Boat-Shape Lam Conf Tbl Top
<b>CL_B4896</b>	261	Convvene; Boat-Shape Lam Conf Tbl Top
<b>CL_B54108</b>	261	Convvene; Boat-Shape Lam Conf Tbl Top
<b>CL_B54120</b>	261	Convvene; Boat-Shape Lam Conf Tbl Top
<b>CL_B54144</b>	261	Convvene; Boat-Shape Lam Conf Tbl Top
<b>CL_B54168</b>	261	Convvene; Boat-Shape Lam Conf Tbl Top
<b>CL_B60120</b>	261	Convvene; Boat-Shape Lam Conf Tbl Top
<b>CL_B60144</b>	261	Convvene; Boat-Shape Lam Conf Tbl Top
<b>CL_B60168</b>	261	Convvene; Boat-Shape Lam Conf Tbl Top
<b>CL_B60192</b>	261	Convvene; Boat-Shape Lam Conf Tbl Top
<b>CL_B60216</b>	261	Convvene; Boat-Shape Lam Conf Tbl Top
<b>CL_B66144</b>	261	Convvene; Boat-Shape Lam Conf Tbl Top
<b>CL_B66168</b>	261	Convvene; Boat-Shape Lam Conf Tbl Top
<b>CL_B66192</b>	261	Convvene; Boat-Shape Lam Conf Tbl Top
<b>CL_B66216</b>	261	Convvene; Boat-Shape Lam Conf Tbl Top
<b>CL_B72168</b>	261	Convvene; Boat-Shape Lam Conf Tbl Top
<b>CL_B72192</b>	261	Convvene; Boat-Shape Lam Conf Tbl Top
<b>CL_B72216</b>	261	Convvene; Boat-Shape Lam Conf Tbl Top
<b>CL_C36</b>	254	Convvene; Cushion Lam Conf Tbl Top
<b>CL_C42</b>	254	Convvene; Cushion Lam Conf Tbl Top
<b>CL_C48</b>	254	Convvene; Cushion Lam Conf Tbl Top
<b>CL_C54</b>	254	Convvene; Cushion Lam Conf Tbl Top
<b>CL_C60</b>	254	Convvene; Cushion Lam Conf Tbl Top

Style Number	Page	Description
<b>CL_J3660</b>	257	Convvene; Oval Laminate Conf Tbl Top
<b>CL_J3666</b>	257	Convvene; Oval Laminate Conf Tbl Top
<b>CL_J3672</b>	257	Convvene; Oval Laminate Conf Tbl Top
<b>CL_J3684</b>	257	Convvene; Oval Laminate Conf Tbl Top
<b>CL_J42108</b>	257	Convvene; Oval Laminate Conf Tbl Top
<b>CL_J4272</b>	257	Convvene; Oval Laminate Conf Tbl Top
<b>CL_J4284</b>	257	Convvene; Oval Laminate Conf Tbl Top
<b>CL_J4296</b>	257	Convvene; Oval Laminate Conf Tbl Top
<b>CL_J48108</b>	257	Convvene; Oval Laminate Conf Tbl Top
<b>CL_J48120</b>	257	Convvene; Oval Laminate Conf Tbl Top
<b>CL_J4884</b>	257	Convvene; Oval Laminate Conf Tbl Top
<b>CL_J4896</b>	257	Convvene; Oval Laminate Conf Tbl Top
<b>CL_J54108</b>	257	Convvene; Oval Laminate Conf Tbl Top
<b>CL_J54120</b>	257	Convvene; Oval Laminate Conf Tbl Top
<b>CL_J54144</b>	257	Convvene; Oval Laminate Conf Tbl Top
<b>CL_J60120</b>	257	Convvene; Oval Laminate Conf Tbl Top
<b>CL_J60144</b>	257	Convvene; Oval Laminate Conf Tbl Top
<b>CL_J60168</b>	257	Convvene; Oval Laminate Conf Tbl Top
<b>CL_J66144</b>	257	Convvene; Oval Laminate Conf Tbl Top
<b>CL_J66168</b>	257	Convvene; Oval Laminate Conf Tbl Top
<b>CL_J66192</b>	257	Convvene; Oval Laminate Conf Tbl Top
<b>CL_J72168</b>	257	Convvene; Oval Laminate Conf Tbl Top
<b>CL_J72192</b>	257	Convvene; Oval Laminate Conf Tbl Top
<b>CL_J72216</b>	257	Convvene; Oval Laminate Conf Tbl Top
<b>CL_K3660</b>	263	Convvene; Racetrack Lam Conf Tbl Top
<b>CL_K3666</b>	263	Convvene; Racetrack Lam Conf Tbl Top
<b>CL_K3672</b>	263	Convvene; Racetrack Lam Conf Tbl Top
<b>CL_K3684</b>	263	Convvene; Racetrack Lam Conf Tbl Top
<b>CL_K42108</b>	263	Convvene; Racetrack Lam Conf Tbl Top
<b>CL_K4272</b>	263	Convvene; Racetrack Lam Conf Tbl Top
<b>CL_K4284</b>	263	Convvene; Racetrack Lam Conf Tbl Top
<b>CL_K4296</b>	263	Convvene; Racetrack Lam Conf Tbl Top
<b>CL_K48108</b>	263	Convvene; Racetrack Lam Conf Tbl Top
<b>CL_K48120</b>	263	Convvene; Racetrack Lam Conf Tbl Top
<b>CL_K48144</b>	263	Convvene; Racetrack Lam Conf Tbl Top
<b>CL_K4884</b>	263	Convvene; Racetrack Lam Conf Tbl Top
<b>CL_K4896</b>	263	Convvene; Racetrack Lam Conf Tbl Top
<b>CL_K54108</b>	263	Convvene; Racetrack Lam Conf Tbl Top
<b>CL_K54120</b>	263	Convvene; Racetrack Lam Conf Tbl Top
<b>CL_K54144</b>	263	Convvene; Racetrack Lam Conf Tbl Top
<b>CL_K54168</b>	263	Convvene; Racetrack Lam Conf Tbl Top
<b>CL_K60120</b>	263	Convvene; Racetrack Lam Conf Tbl Top
<b>CL_K60144</b>	263	Convvene; Racetrack Lam Conf Tbl Top
<b>CL_K60168</b>	263	Convvene; Racetrack Lam Conf Tbl Top
<b>CL_K60192</b>	263	Convvene; Racetrack Lam Conf Tbl Top
<b>CL_K60216</b>	263	Convvene; Racetrack Lam Conf Tbl Top
<b>CL_K66144</b>	263	Convvene; Racetrack Lam Conf Tbl Top
<b>CL_K66168</b>	263	Convvene; Racetrack Lam Conf Tbl Top
<b>CL_K66192</b>	263	Convvene; Racetrack Lam Conf Tbl Top
<b>CL_K66216</b>	263	Convvene; Racetrack Lam Conf Tbl Top
<b>CL_K72168</b>	263	Convvene; Racetrack Lam Conf Tbl Top
<b>CL_K72192</b>	263	Convvene; Racetrack Lam Conf Tbl Top
<b>CL_K72216</b>	263	Convvene; Racetrack Lam Conf Tbl Top
<b>CL_R36</b>	252	Convvene; Round Laminate Conf Tbl Top
<b>CL_R42</b>	252	Convvene; Round Laminate Conf Tbl Top

Style Number	Page	Description	Style Number	Page	Description
<b>CL_R48</b>	252	Convене; Round Laminate Conf Tbl Top	<b>CRL15H</b>	116	Curr Enh One-, 1.5-, and Two-H Lat
<b>CL_R54</b>	252	Convене; Round Laminate Conf Tbl Top	<b>CRL1H</b>	115	Lateral, One-High
<b>CL_R60</b>	252	Convене; Round Laminate Conf Tbl Top	<b>CRL2H</b>	116	Currency Enhncd, One-High, One-High,
<b>CL_R66</b>	252	Convене; Round Laminate Conf Tbl Top	<b>CRL3H</b>	120	Three-High Lateral File
<b>CL_R72</b>	252	Convене; Round Laminate Conf Tbl Top	<b>CRL4H</b>	120	Four-High Lateral File
<b>CL_S36</b>	253	Convене; Sq Laminate Conf Table Top	<b>CRLCTRN</b>	163	Lectern
<b>CL_S42</b>	253	Convене; Sq Laminate Conf Table Top	<b>CRLS15H</b>	123	Low Storage, 1.5-High
<b>CL_S48</b>	253	Convене; Sq Laminate Conf Table Top	<b>CRLS1H</b>	122	Low Storage, One-High
<b>CL_S54</b>	253	Convене; Sq Laminate Conf Table Top	<b>CRLS2H</b>	123-124	Low Storage, Two-High
<b>CL_S60</b>	253	Convене; Sq Laminate Conf Table Top	<b>CRMP</b>	108	Modesty Panel
<b>CL_T3660</b>	259	Convене; Rect Laminate Conf Tbl Top	<b>CRMP15H</b>	112	Mobile Pedestal, 1.5-High
<b>CL_T3666</b>	259	Convене; Rect Laminate Conf Tbl Top	<b>CRMP2HE</b>	112-113	Currency Enhanced, Mobile Pedestal
<b>CL_T3672</b>	259	Convене; Rect Laminate Conf Tbl Top	<b>CROH</b>	151-154	Overhead
<b>CL_T3684</b>	259	Convене; Rect Laminate Conf Tbl Top	<b>CROHS</b>	156	Overhead, stacking
<b>CL_T42108</b>	259	Convене; Rect Laminate Conf Tbl Top	<b>CROR</b>	158-159	Organizer
<b>CL_T4272</b>	259	Convене; Rect Laminate Conf Tbl Top	<b>CRPB</b>	104	Post Leg
<b>CL_T4284</b>	259	Convене; Rect Laminate Conf Tbl Top	<b>CRPD15H</b>	110	Pedestal, 1.5-High
<b>CL_T4296</b>	259	Convене; Rect Laminate Conf Tbl Top	<b>CRPD2H</b>	110	Pedestal, Two-High
<b>CL_T48108</b>	259	Convене; Rect Laminate Conf Tbl Top	<b>CRPWKSF</b>	86	P-Shape Worksurface
<b>CL_T48120</b>	259	Convене; Rect Laminate Conf Tbl Top	<b>CRRCRKTBL</b>	99-100	Racetrack Table
<b>CL_T48144</b>	259	Convене; Rect Laminate Conf Tbl Top	<b>CRRECB</b>	103	Rectangle Base
<b>CL_T4884</b>	259	Convене; Rect Laminate Conf Tbl Top	<b>CRRECTBL</b>	96-97	Rectangular Table
<b>CL_T4896</b>	259	Convене; Rect Laminate Conf Tbl Top	<b>CRRTBL</b>	92	Round Table
<b>CL_T54108</b>	259	Convене; Rect Laminate Conf Tbl Top	<b>CRRTN</b>	83	Return
<b>CL_T54120</b>	259	Convене; Rect Laminate Conf Tbl Top	<b>CRSC</b>	163	Service Cart
<b>CL_T54144</b>	259	Convене; Rect Laminate Conf Tbl Top	<b>CRSQB</b>	105	Square Leg
<b>CL_T54168</b>	259	Convене; Rect Laminate Conf Tbl Top	<b>CRSQTBL</b>	93	Square Table
<b>CL_T60120</b>	259	Convене; Rect Laminate Conf Tbl Top	<b>CRSTB</b>	104	T-Base
<b>CL_T60144</b>	259	Convене; Rect Laminate Conf Tbl Top	<b>CRSTBC</b>	118	Storage to Beam Connector
<b>CL_T60168</b>	259	Convене; Rect Laminate Conf Tbl Top	<b>CRSXB</b>	104	X-Base
<b>CL_T60192</b>	259	Convене; Rect Laminate Conf Tbl Top	<b>CRTB</b>	161	Tackboard
<b>CL_T60216</b>	259	Convене; Rect Laminate Conf Tbl Top	<b>CRTW</b>	143	Tower, single door w/ drawers
<b>CL_T66144</b>	259	Convене; Rect Laminate Conf Tbl Top	<b>CRTWD</b>	145	Tower, w/ drawers and wardrobe
<b>CL_T66168</b>	259	Convене; Rect Laminate Conf Tbl Top	<b>CRTWSA</b>	147	Tower, side access
<b>CL_T66192</b>	259	Convене; Rect Laminate Conf Tbl Top	<b>CRWD</b>	149	Wardrobe
<b>CL_T66216</b>	259	Convене; Rect Laminate Conf Tbl Top	<b>CVXEDGE</b>	286	Convене Edge Profile Sample
<b>CL_T72168</b>	259	Convене; Rect Laminate Conf Tbl Top	<b>CW_B3660</b>	249	Convене; Boat-Shape Wd Conf Tbl Top
<b>CL_T72192</b>	259	Convене; Rect Laminate Conf Tbl Top	<b>CW_B3666</b>	249	Convене; Boat-Shape Wd Conf Tbl Top
<b>CL_T72216</b>	259	Convене; Rect Laminate Conf Tbl Top	<b>CW_B3672</b>	249	Convене; Boat-Shape Wd Conf Tbl Top
<b>CRBK</b>	139-140	Bookcase	<b>CW_B3684</b>	249	Convене; Boat-Shape Wd Conf Tbl Top
<b>CRBKS</b>	141	Bookcase, stacking	<b>CW_B42108</b>	249	Convене; Boat-Shape Wd Conf Tbl Top
<b>CRBRG</b>	84	Bridge	<b>CW_B4272</b>	249	Convене; Boat-Shape Wd Conf Tbl Top
<b>CRBTTBL</b>	102	Boat-Shaped Table	<b>CW_B4284</b>	249	Convене; Boat-Shape Wd Conf Tbl Top
<b>CRC</b>	113	Cushion Top	<b>CW_B4296</b>	249	Convене; Boat-Shape Wd Conf Tbl Top
<b>CRCD15HFS</b>	130-131	Credenza, 1.5-High full storage	<b>CW_B48108</b>	249	Convене; Boat-Shape Wd Conf Tbl Top
<b>CRCD2HFS</b>	134-135	Credenza, Two-High full storage	<b>CW_B48120</b>	249	Convене; Boat-Shape Wd Conf Tbl Top
<b>CRCD2HKS</b>	137-138	Credenza, Two-High w/ kneespace	<b>CW_B48144</b>	249	Convене; Boat-Shape Wd Conf Tbl Top
<b>CRCLMB</b>	105	Column Leg	<b>CW_B4884</b>	249	Convене; Boat-Shape Wd Conf Tbl Top
<b>CRCT</b>	90-91	Common Top, rectangular	<b>CW_B4896</b>	249	Convене; Boat-Shape Wd Conf Tbl Top
<b>CRDSK</b>	80-81	Desk	<b>CW_B54108</b>	249	Convене; Boat-Shape Wd Conf Tbl Top
<b>CRDWKSF</b>	85	D-Shape Worksurface	<b>CW_B54120</b>	249	Convене; Boat-Shape Wd Conf Tbl Top
<b>CRFP</b>	117	Filler Panel	<b>CW_B54144</b>	249	Convене; Boat-Shape Wd Conf Tbl Top
<b>CRHAD15H</b>	127	Lower Storage, 1.5-High HAD	<b>CW_B54168</b>	249	Convене; Boat-Shape Wd Conf Tbl Top
<b>CRHAD1H</b>	126	Lower Storage, One-High HAD	<b>CW_B60120</b>	249	Convене; Boat-Shape Wd Conf Tbl Top
<b>CRHADCT</b>	88	Common Top, HAD application	<b>CW_B60144</b>	249	Convене; Boat-Shape Wd Conf Tbl Top

Style Number Index, continued

Style Number	Page	Description
<b>CW_B60168</b>	249	Convener; Boat-Shape Wd Conf Tbl Top
<b>CW_B60192</b>	249	Convener; Boat-Shape Wd Conf Tbl Top
<b>CW_B60216</b>	249	Convener; Boat-Shape Wd Conf Tbl Top
<b>CW_B66144</b>	249	Convener; Boat-Shape Wd Conf Tbl Top
<b>CW_B66168</b>	249	Convener; Boat-Shape Wd Conf Tbl Top
<b>CW_B66192</b>	249	Convener; Boat-Shape Wd Conf Tbl Top
<b>CW_B66216</b>	249	Convener; Boat-Shape Wd Conf Tbl Top
<b>CW_B72168</b>	249	Convener; Boat-Shape Wd Conf Tbl Top
<b>CW_B72192</b>	249	Convener; Boat-Shape Wd Conf Tbl Top
<b>CW_B72216</b>	249	Convener; Boat-Shape Wd Conf Tbl Top
<b>CW_C36</b>	243	Convener; Cushion Wood Conf Table Top
<b>CW_C42</b>	243	Convener; Cushion Wood Conf Table Top
<b>CW_C48</b>	243	Convener; Cushion Wood Conf Table Top
<b>CW_C54</b>	243	Convener; Cushion Wood Conf Table Top
<b>CW_C60</b>	243	Convener; Cushion Wood Conf Table Top
<b>CW_J3660</b>	245	Convener; Oval Wood Conf Table Top
<b>CW_J3666</b>	245	Convener; Oval Wood Conf Table Top
<b>CW_J3672</b>	245	Convener; Oval Wood Conf Table Top
<b>CW_J3684</b>	245	Convener; Oval Wood Conf Table Top
<b>CW_J42108</b>	245	Convener; Oval Wood Conf Table Top
<b>CW_J4272</b>	245	Convener; Oval Wood Conf Table Top
<b>CW_J4284</b>	245	Convener; Oval Wood Conf Table Top
<b>CW_J4296</b>	245	Convener; Oval Wood Conf Table Top
<b>CW_J48108</b>	245	Convener; Oval Wood Conf Table Top
<b>CW_J48120</b>	245	Convener; Oval Wood Conf Table Top
<b>CW_J4884</b>	245	Convener; Oval Wood Conf Table Top
<b>CW_J4896</b>	245	Convener; Oval Wood Conf Table Top
<b>CW_J54108</b>	245	Convener; Oval Wood Conf Table Top
<b>CW_J54120</b>	245	Convener; Oval Wood Conf Table Top
<b>CW_J54144</b>	245	Convener; Oval Wood Conf Table Top
<b>CW_J60120</b>	245	Convener; Oval Wood Conf Table Top
<b>CW_J60144</b>	245	Convener; Oval Wood Conf Table Top
<b>CW_J60168</b>	245	Convener; Oval Wood Conf Table Top
<b>CW_J66144</b>	245	Convener; Oval Wood Conf Table Top
<b>CW_J66168</b>	245	Convener; Oval Wood Conf Table Top
<b>CW_J66192</b>	245	Convener; Oval Wood Conf Table Top
<b>CW_J72168</b>	245	Convener; Oval Wood Conf Table Top
<b>CW_J72192</b>	245	Convener; Oval Wood Conf Table Top
<b>CW_J72216</b>	245	Convener; Oval Wood Conf Table Top
<b>CW_K3660</b>	251	Convener; Racetrack Wood Conf Tbl Top
<b>CW_K3666</b>	251	Convener; Racetrack Wood Conf Tbl Top
<b>CW_K3672</b>	251	Convener; Racetrack Wood Conf Tbl Top
<b>CW_K3684</b>	251	Convener; Racetrack Wood Conf Tbl Top
<b>CW_K42108</b>	251	Convener; Racetrack Wood Conf Tbl Top
<b>CW_K4272</b>	251	Convener; Racetrack Wood Conf Tbl Top
<b>CW_K4284</b>	251	Convener; Racetrack Wood Conf Tbl Top
<b>CW_K4296</b>	251	Convener; Racetrack Wood Conf Tbl Top
<b>CW_K48108</b>	251	Convener; Racetrack Wood Conf Tbl Top
<b>CW_K48120</b>	251	Convener; Racetrack Wood Conf Tbl Top
<b>CW_K48144</b>	251	Convener; Racetrack Wood Conf Tbl Top
<b>CW_K4884</b>	251	Convener; Racetrack Wood Conf Tbl Top
<b>CW_K4896</b>	251	Convener; Racetrack Wood Conf Tbl Top
<b>CW_K54108</b>	251	Convener; Racetrack Wood Conf Tbl Top
<b>CW_K54120</b>	251	Convener; Racetrack Wood Conf Tbl Top
<b>CW_K54144</b>	251	Convener; Racetrack Wood Conf Tbl Top

Style Number	Page	Description
<b>CW_K54168</b>	251	Convener; Racetrack Wood Conf Tbl Top
<b>CW_K60120</b>	251	Convener; Racetrack Wood Conf Tbl Top
<b>CW_K60144</b>	251	Convener; Racetrack Wood Conf Tbl Top
<b>CW_K60168</b>	251	Convener; Racetrack Wood Conf Tbl Top
<b>CW_K60192</b>	251	Convener; Racetrack Wood Conf Tbl Top
<b>CW_K60216</b>	251	Convener; Racetrack Wood Conf Tbl Top
<b>CW_K66144</b>	251	Convener; Racetrack Wood Conf Tbl Top
<b>CW_K66168</b>	251	Convener; Racetrack Wood Conf Tbl Top
<b>CW_K66192</b>	251	Convener; Racetrack Wood Conf Tbl Top
<b>CW_K66216</b>	251	Convener; Racetrack Wood Conf Tbl Top
<b>CW_K72168</b>	251	Convener; Racetrack Wood Conf Tbl Top
<b>CW_K72192</b>	251	Convener; Racetrack Wood Conf Tbl Top
<b>CW_K72216</b>	251	Convener; Racetrack Wood Conf Tbl Top
<b>CW_R36</b>	241	Convener; Round Wood Conf Table Top
<b>CW_R42</b>	241	Convener; Round Wood Conf Table Top
<b>CW_R48</b>	241	Convener; Round Wood Conf Table Top
<b>CW_R54</b>	241	Convener; Round Wood Conf Table Top
<b>CW_R60</b>	241	Convener; Round Wood Conf Table Top
<b>CW_R66</b>	241	Convener; Round Wood Conf Table Top
<b>CW_R72</b>	241	Convener; Round Wood Conf Table Top
<b>CW_S36</b>	242	Convener; Square Wood Conf Table Top
<b>CW_S42</b>	242	Convener; Square Wood Conf Table Top
<b>CW_S48</b>	242	Convener; Square Wood Conf Table Top
<b>CW_S54</b>	242	Convener; Square Wood Conf Table Top
<b>CW_S60</b>	242	Convener; Square Wood Conf Table Top
<b>CW_T3660</b>	247	Convener; Rect Wood Conf Table Top
<b>CW_T3666</b>	247	Convener; Rect Wood Conf Table Top
<b>CW_T3672</b>	247	Convener; Rect Wood Conf Table Top
<b>CW_T3684</b>	247	Convener; Rect Wood Conf Table Top
<b>CW_T42108</b>	247	Convener; Rect Wood Conf Table Top
<b>CW_T4272</b>	247	Convener; Rect Wood Conf Table Top
<b>CW_T4284</b>	247	Convener; Rect Wood Conf Table Top
<b>CW_T4296</b>	247	Convener; Rect Wood Conf Table Top
<b>CW_T48108</b>	247	Convener; Rect Wood Conf Table Top
<b>CW_T48120</b>	247	Convener; Rect Wood Conf Table Top
<b>CW_T48144</b>	247	Convener; Rect Wood Conf Table Top
<b>CW_T4884</b>	247	Convener; Rect Wood Conf Table Top
<b>CW_T4896</b>	247	Convener; Rect Wood Conf Table Top
<b>CW_T54108</b>	247	Convener; Rect Wood Conf Table Top
<b>CW_T54120</b>	247	Convener; Rect Wood Conf Table Top
<b>CW_T54144</b>	247	Convener; Rect Wood Conf Table Top
<b>CW_T54168</b>	247	Convener; Rect Wood Conf Table Top
<b>CW_T60120</b>	247	Convener; Rect Wood Conf Table Top
<b>CW_T60144</b>	247	Convener; Rect Wood Conf Table Top
<b>CW_T60168</b>	247	Convener; Rect Wood Conf Table Top
<b>CW_T60192</b>	247	Convener; Rect Wood Conf Table Top
<b>CW_T60216</b>	247	Convener; Rect Wood Conf Table Top
<b>CW_T66144</b>	247	Convener; Rect Wood Conf Table Top
<b>CW_T66168</b>	247	Convener; Rect Wood Conf Table Top
<b>CW_T66192</b>	247	Convener; Rect Wood Conf Table Top
<b>CW_T66216</b>	247	Convener; Rect Wood Conf Table Top
<b>CW_T72168</b>	247	Convener; Rect Wood Conf Table Top
<b>CW_T72192</b>	247	Convener; Rect Wood Conf Table Top
<b>CW_T72216</b>	247	Convener; Rect Wood Conf Table Top
<b>CWAWLB56</b>	287	Convener; Wallboard

Style Number	Page	Description	Style Number	Page	Description
<b>CWAWLB70</b>	287	Convene; Wallboard	<b>CWREF636</b>	267	Convene; Rectangular Base
<b>CWBD_3229</b>	283	Convene; Storage Credenza	<b>CWRET424</b>	266	Convene; Rectangular Base
<b>CWBD_3236</b>	285	Convene; Buffet-Height Credenza	<b>CWRET630</b>	266	Convene; Rectangular Base
<b>CWBD_6429</b>	283	Convene; Storage Credenza	<b>CWRET636</b>	266	Convene; Rectangular Base
<b>CWBD_6436</b>	285	Convene; Buffet-Height Credenza	<b>CWTDC6726</b>	275	Convene; Storage Credenza
<b>CWBD_8029</b>	283	Convene; Storage Credenza	<b>CWTDC6736</b>	277	Convene; Buffet-Height Credenza
<b>CWBD_8036</b>	285	Convene; Buffet-Height Credenza	<b>CWUPC424</b>	265	Convene; U-Panel Base
<b>CWCDC6726</b>	275	Convene; Storage Credenza	<b>CWUPC630</b>	265	Convene; U-Panel Base
<b>CWCIRC24</b>	269	Convene; Circular Drum Base	<b>CWUPC636</b>	265	Convene; U-Panel Base
<b>CWCIRC30</b>	269	Convene; Circular Drum Base	<b>CWXPC424</b>	265	Convene; X-Panel Base
<b>CWCIRC36</b>	269	Convene; Circular Drum Base	<b>CWXPC630</b>	265	Convene; X-Panel Base
<b>CWCIRT24</b>	269	Convene; Circular Drum Base	<b>CWXPC636</b>	265	Convene; X-Panel Base
<b>CWCIRT30</b>	269	Convene; Circular Drum Base	<b>DAC84</b>	272	Technology Cover
<b>CWCIRT36</b>	269	Convene; Circular Drum Base	<b>DAX84</b>	272	Technology Cover
<b>CWCLEC</b>	281	Convene; Lectern	<b>DSUSBC</b>	430	SOTO USB Charging Hub
<b>CWCLECD</b>	281	Convene; Lectern	<b>DSWIRELESS</b>	429	SOTO Wireless Charger
<b>CWCLECDF</b>	281	Convene; Lectern	<b>DVSS2912</b>	420	Divisio Side Screen
<b>CWCLECF</b>	281	Convene; Lectern	<b>FCD20</b>	165	Center Drawer
<b>CWCLECT</b>	281	Convene; Lectern	<b>FSKD20</b>	165	Center Drawer
<b>CWDD_3229</b>	283	Convene; Storage Credenza	<b>GFUCCM</b>	432	Cord and Cable Mg
<b>CWDD_6429</b>	283	Convene; Storage Credenza	<b>GFUCMC</b>	432	Internode Harness Clip
<b>CWDD_8029</b>	283	Convene; Storage Credenza	<b>LOCK9201FR</b>	479	Lock Cylinder
<b>CWDDC4526</b>	275	Convene; Storage Credenza	<b>LOCK9201XF</b>	479	Lock Cylinder
<b>CWDDC4536</b>	277	Convene; Buffet-Height Credenza	<b>LOCK9250FR</b>	479	Lock Cylinder
<b>CWDLC4526</b>	275	Convene; Storage Credenza	<b>LOCK9250XF</b>	479	Lock Cylinder
<b>CWDLC4536</b>	277	Convene; Buffet-Height Credenza	<b>LS1FSC</b>	451	Daisy Chain Cord
<b>CWDLC6726</b>	275	Convene; Storage Credenza	<b>LS6FSC</b>	451	Daisy Chain Cord
<b>CWDLC6736</b>	277	Convene; Buffet-Height Credenza	<b>LSL18</b>	452	LED Light
<b>CWDRC4526</b>	275	Convene; Storage Credenza	<b>LSL18YA</b>	452	LED Light
<b>CWDRC4536</b>	277	Convene; Buffet-Height Credenza	<b>LSL18YB</b>	452	LED Light
<b>CWDRC6736</b>	277	Convene; Buffet-Height Credenza	<b>LSM24K</b>	451	Standard Light
<b>CWDWCMED</b>	279	Convene; Media Cart	<b>LSM24KC</b>	451	Standard Light
<b>CWDWCMEDF</b>	279	Convene; Media Cart	<b>LSM24KD</b>	451	Standard Light
<b>CWELC24</b>	271	Convene; Elliptical Drum Base	<b>LSM36K</b>	451	Standard Light
<b>CWELC30</b>	271	Convene; Elliptical Drum Base	<b>LSM36KC</b>	451	Standard Light
<b>CWELC36</b>	271	Convene; Elliptical Drum Base	<b>LSM36KD</b>	451	Standard Light
<b>CWELT24</b>	271	Convene; Elliptical Drum Base	<b>LSM48K</b>	451	Standard Light
<b>CWELT30</b>	271	Convene; Elliptical Drum Base	<b>LSM48KC</b>	451	Standard Light
<b>CWELT36</b>	271	Convene; Elliptical Drum Base	<b>LSM48KD</b>	451	Standard Light
<b>CWHDC24</b>	270	Convene; Half Drum Base	<b>PTDMGB1</b>	427	Power Sphere
<b>CWHDC30</b>	270	Convene; Half Drum Base	<b>PTDMGB2</b>	427	Power Sphere
<b>CWHDC36</b>	270	Convene; Half Drum Base	<b>PTDMGB3</b>	427	Pwr Comm Sphere
<b>CWHDT24</b>	270	Convene; Half Drum Base	<b>PTDMGB4</b>	427	Pwr Comm Sphere
<b>CWHDT30</b>	270	Convene; Half Drum Base	<b>PTDMGB5</b>	428	Comm Sphere
<b>CWHDT36</b>	270	Convene; Half Drum Base	<b>PTRLGB1</b>	428	Oval Power and Comm Port
<b>CWOD_3236</b>	285	Convene; Buffet-Height Credenza	<b>PTRLGBCAP</b>	428	Decorative Metal Cap
<b>CWOD_6436</b>	285	Convene; Buffet-Height Credenza	<b>PTRSGB1</b>	429	Power Comm Port
<b>CWOD_8036</b>	285	Convene; Buffet-Height Credenza	<b>PTRSGBCAP</b>	429	Decorative Metal Cap
<b>CWOSCMED</b>	279	Convene; Media Cart	<b>RCHE1830</b>	125	Basic Cushion Enhanced
<b>CWOSCMEDF</b>	279	Convene; Media Cart	<b>RCHE1836</b>	125	Basic Cushion Enhanced
<b>CWREC424</b>	266	Convene; Rectangular Base	<b>RCHE1842</b>	125	Basic Cushion Enhanced
<b>CWREC630</b>	266	Convene; Rectangular Base	<b>RCHE2430</b>	125	Basic Cushion Enhanced
<b>CWREC636</b>	266	Convene; Rectangular Base	<b>RCHE2436</b>	125	Basic Cushion Enhanced
<b>CWREF424</b>	267	Convene; Rectangular Base	<b>SLHAD1S</b>	191	SL HAD Int Storage
<b>CWREF630</b>	267	Convene; Rectangular Base	<b>SLHAD2S</b>	187	Slim Leg HAD Free

Style Number Index, continued

Style Number	Page	Description
<b>SLHMOD</b>	192-194	Slim Leg HAD Mod Pan
<b>SLHVCM</b>	195	Slim Leg HAD Wr Mgr
<b>SPC</b>	273	Power & Comm Box
<b>SPCH</b>	273	Power & Comm Box
<b>SPP</b>	273	Power & Comm Box
<b>SPPH</b>	273	Power & Comm Box
<b>TS4TBL</b>	415	Campfire Big Lamp
<b>TS4TL28</b>	403	Campfire Big Table
<b>TS4TL40</b>	403	Campfire Big Table
<b>TS4TLDRW</b>	407	Campfire Table Drawer
<b>TS4TLH28</b>	406	Campfire Big Table—Half-Depth
<b>TS4TLH40</b>	406	Campfire Big Table—Half-Depth
<b>TS4TLP28</b>	405	Campfire Big Table with Grommets
<b>TS4TLP40</b>	405	Campfire Big Table with Grommets
<b>TS4TLT28</b>	404	Campfire Big Table with Trough
<b>TS4TLT40</b>	404	Campfire Big Table with Trough
<b>TS4TPST</b>	413	Slim Table
<b>TS4TPSTS48</b>	412	Campfire Standing Height Slim Table
<b>TS4TPSTS60</b>	412	Campfire Standing Height Slim Table
<b>TS4TPT</b>	409	Campfire Paper Table
<b>TS4TPTG</b>	410	Campfire Glass
<b>TS4TPTP</b>	409	Campfire Paper Stack
<b>TS4TPTP4</b>	409	Campfire Paper 4 Stack
<b>TS4TPTP6</b>	409	Campfire Paper 6 Stack
<b>TS4TPWR</b>	416	Campfire Receptacle
<b>TS4TPWR1</b>	416	Campfire Receptacle
<b>TS4TPWRD</b>	416	Campfire Receptacle
<b>TS4TPWRD1</b>	416	Campfire Receptacle
<b>TS4TPWRUSB</b>	416	Campfire Receptacle
<b>TS4TPWRUSB1</b>	416	Campfire Receptacle
<b>TS4TRAIL</b>	407	Campfire Center Rail
<b>TS4TSLH</b>	408	Campfire Storage Cabinet
<b>TS4TSRH</b>	408	Campfire Storage Cabinet
<b>TS4TST</b>	414	Skate Table
<b>TS4TSWLH</b>	408	Campfire Storage Cabinet Wardrobe
<b>TS4TSWRH</b>	408	Campfire Storage Cabinet Wardrobe
<b>TS4TVWM28</b>	415	Campfire Cord Cover
<b>TS4TVWM40</b>	415	Campfire Cord Cover
<b>TS4TWP</b>	411	Campfire Personal Table
<b>TS5LWC5</b>	164	Currency Wksf Wire Clip
<b>TSATP27</b>	106	Post Leg
<b>TSATPL14</b>	106	Support Plate
<b>TSATPL20</b>	106	Support Plate
<b>TSATRC39</b>	106	Reinforcing Channel
<b>TSATRC48</b>	106	Reinforcing Channel
<b>TSATRC57</b>	106	Reinforcing Channel
<b>TSATRC72</b>	106	Reinforcing Channel
<b>TSATTIE</b>	106	Tie Plates
<b>TSBLNBOVM</b>	375	Bassline Oval Table
<b>TSBLNBRDM</b>	374	Bassline Round Table
<b>TSBLNBRSM</b>	374	Bassline Square/Rectangular Table
<b>TSBLNBRTM</b>	375	Bassline Racetrack Table
<b>TSBLNPMOD</b>	392	Bassline Power Module
<b>TSBLNPRND</b>	392	Bassline Round Power Module
<b>TSBLNS1</b>	389	Bassline One Seat Bench

Style Number	Page	Description
<b>TSBLNS2</b>	391	Bassline Two Seat Bench
<b>TSBLNSTC1</b>	387	Bassline Credenza
<b>TSBLNSTC2</b>	387	Bassline Credenza
<b>TSBLNSTC3</b>	387	Bassline Credenza
<b>TSBLNSTS1</b>	385	Bassline Standing Storage
<b>TSBLNSTS2</b>	385	Bassline Standing Storage
<b>TSBLNSTS3</b>	385	Bassline Standing Storage
<b>TSBLNSTS4</b>	385	Bassline Standing Storage
<b>TSBLNSTS5</b>	385	Bassline Standing Storage
<b>TSBLNT3LEGL</b>	377	Bassline Large Asymmetrical Table
<b>TSBLNT3LEGM</b>	377	Bassline Medium Asymmetrical Table
<b>TSBLNT3LEGS</b>	377	Bassline Small Asymmetrical Table
<b>TSBLNTBX</b>	379	Bassline Box Top Tables
<b>TSBLNTBxB</b>	383	Bassline Box Top Table w/Bag Drop
<b>TSBLNTBXC</b>	380	Bassline Box Top Coffee Table
<b>TSBLNTOV</b>	371	Bassline Oval Table
<b>TSBLNTRD</b>	368	Bassline Round Table
<b>TSBLNTRS</b>	367	Bassline Square and Rectangular Table
<b>TSBLNTRT</b>	373	Bassline Racetrack Table
<b>UFS1610H</b>	107	FO Inter Support
<b>UFS1615H</b>	107	FO Inter Support
<b>VLYCDM</b>	345	Verlay Cord Management Cover
<b>VLYGDWL</b>	314	Verlay Gumdrop Table
<b>VLYRECML</b>	338-341	Verlay; Rectangle Table
<b>VLYRECWL</b>	320	Verlay Rectangle Table
<b>VLYRECWLST</b>	329	Verlay Standing-Height Rectangle Tables
<b>VLYRML</b>	331	Verlay; Round Table
<b>VLYRWL</b>	311	Verlay Round Table
<b>VLYSQML</b>	334	Verlay; Square Table
<b>VLYSQWL</b>	317	Verlay Square Table
<b>VLYSQWLST</b>	327	Verlay Standing-Height Square Tables
<b>VLYSTLML</b>	344	Verlay; Sightline Table
<b>VLYSTLWL</b>	324	Verlay Sightline Table
<b>VLYSTR</b>	345	Verlay; Attachment Strip Package



# Trademark List

® The following are registered trademarks for products of Steelcase Inc. or one of its related corporate entities: 4 o'clock, 900 Series, à la carte, Airtouch, Ally, Amia, Answer, Archipelago, Avenir, Ballet, Bix, Brayton International, Cachet, Canopy, Canto, Chancellor, Coalesse, Confidante, Context, Convene, CopyCam, Criterion, Crushed Can, Currency, dash, Designtex, Details, Detour, Drive, Elective Elements, Ellipse, Ember Chrome, Emerge, E-Table 2, FYI, Garland, Gentry, Ginkgo Biloba, Groupwork, Ideo, Jacket, Jenny, Jersey, Kart, Kick, LaCosta, Leap, LessThanFive, Let's B, LiveBack, Max-Stacker, media:scape, Metro, Migrations, Mitra, Montage, Nurture, Oriana, Parade, Pathways, PCT, Permiso, Player, Portal, Power Pincher, Progeny, Protégé, R2, Rally, Relevant, Reply, Rizzi Arc, Sensor, Series 9000, Siento, Sieste, Sine, Softcare, Springboard, Steelcase, Steelcase Design Partnership, Stella, Stow Davis, Swathmore, Sylvi, TeamWork, Technique, Texpress, Think, Thunder, Topo, Train, turnstone, Underline, Unison, Vecta, Viridian, Walden, Werndl, and X-Stack.

® The following registered trademarks are under license from AWI Licensing Company, Dover, DE: SoundScapes, DuraBrite, BioBlock, and Armstrong.

® The following registered trademarks are under license from Byrne Electrical, Rockford, MI: Interport, Mini-Port, Axil Z, and Ellora.

® The following is a registered trademark of DuPont, Wilmington, DE: Corian.

® The following is a registered trademark of Genlyte Thomas Company, Louisville, KY: Lightolier.

® The following is a registered trademark of Hilti Corporation, FL-9494 Schaan, Principality of Liechtenstein: Hilti.

® The following is a registered trademark of Leviton Manufacturing Company, Little Neck, NY: Decora.

® The following is a registered trademark of Mechanical Plastics Corp, Elmsford, NY: Toggler.

® The following is a registered trademark of Microsoft Corporation, Redmond, WA: Microsoft.

® The following are registered trademarks of Orangebox Ltd., Cardiff, UK: Orangebox.

® The following is a registered trademark of Panduit Corporation, Lockport, IL: Panduit.

® The following is a registered trademark of Trav (Press), Cuneo, Italy: Assisa.

® The following is a registered trademark of Virtual Ink, Boston, MA: mimioActive.

® The following registered trademarks are under license from Wilkhahn Furniture Products: Avera, Senzo, Versal, and Wilkhahn FS.

® The following are registered trademarks of Polyvision Corp: Flow, Motif, Polyvision, Sans, and Serif.

® The following is a registered trademark of Wilsonart International, Temple, TX: Chemsurf.

® The following is a registered trademark of Wiremold, West Hartford, CT: Wiremold.

® The following is a registered trademark of EMU Group S.P.A., Perugia, Italy: EMU.

® The following is a registered trademark of Security People, Inc.: Digilock.

® The following are registered trademarks of Natural Capital Partners Europe Limited: CarbonNeutral and the CarbonNeutral Certified logo.

™ The following are trademarks for products of Steelcase Inc. or one of its related corporate entities: Access, Active/Passive Shelf, Agree, Ainsley, Akira, Alcove, Alerion, Alight, Amaris, American Elect, American Tradition, ap40, Arbor, Arriva, Asana, Ascot, Aspekt, Astor, Await, Bassline, B-Free, Bira, Bivi, Bixby, Bottomline, Brody, Brook, Buoy, Burton, c:scape, Calla, Calm, Camber, Campfire, Capa, Cappuccino, Cesar, Chester, Chord, Circa, Clarendon, Classic Rectangular, Clipper, cobl, Collaboration, Community, Company, Convey, Cortex, Coupe, Crea, Crew, Cura, Cypress, Davenport, Dearborn, Deck, Déjà, Denizen, Denska, Derby, DeskWizard, Divisio, Donovan, Dune, Duo, Echo, Edge, Elbrook, Elsa, Empath, Empress, Enea, ēno, EnSync, Enviro, Escapade, Everwall, Exchange, Exponents, Field, Flat Top, FlexFrame, Flip Top, Flute, Folio, FrameOne, FreeFlow, Frontier, Galilei, Gesture, Ginger, Ginkgo, Go Wall, Grip, Groove, Hatchback, Hawthorne, Hitch, Host Collection, Hosu, Huddleboard, i2i, Impact, Indy, InfoLink, IOS, I-Solve, Jack, Jarrah, Jetty, Juice, Kami, Kast, Kathryn, Lagunitas, Lark, L'Attitude, LearnLab, Leela, Lincoln, Linden, LiveSeat, Loria, Lyric, Malibu, Malibu Too, Mansfield, Marathon, Marien152, Martini, Mason, Masque, Migration, Millbrae, Mineral, Mingle, Mystic, Mystic Metal, Mystic Wood, Montara650, Montreal, MoreThanFive, Move, Nadia, Neighbor, nesso, Nickel, Nikko, Nod, Node, Norfolk, Ocular, Ology, Ontrak, Oom, Opus, Orchid, Outlook Collection, Ovation, Paloma, Paperflo, Parliament, Pasio, Passerelle, Patriarch, Payback, Peek, Pile File, Pisa, Pool, Potrero415, PUCK, QiVi, Quba, Rave, Reed, Regard, Relay, Reunion, Ripple, Riser, Roam, Rocco, Rocky, RoomWizard, Runner, Satellite, Sawyer, ScapeSeries, Senti, Sentinel, Senza, Sequoia, Session, ShareLink, Shield, Shortcut, Sidewalk, SILQ, Skylar, Slumber, Smoke, Snug, Soft Leaf, Sonata, Sorrel, SOTO, Southside, Stationkits, Steelcase Karman, Steelcase Series, Stiletto, Surprise!, Surround, Switch, Symphony, Sync, TagWizard, Tava, TeamStudio, TeamTheater, Tenaro, Tenor, Terrazzo, Theorem, Thread, Topaz, Touchdown, Tour, Tower Too, Trees, Trillium, Trolly, tX2, U-Free, Umami, Underscore, Uno, V.I.A., Verb, Verge, Verlay, Victor2, Visalia, Waldorf, Woodruff, Workspring, WorkValet and X-tenz.

™ The following is a trademark of Microsoft Corporation, Redmond, WA: Windows.

™ The following is a trademark of Rodman Industries, Inc., Oconomowoc, WI: ResinCore1.

™ The following is a trademark of Ultrafabrics, LLC, Elmsford, NY: Ultraleather.

™ The following trademarks are under license from Wilkhahn Furniture products: Cana, Linus, Logon, Picto, Range, Stitz, Thema, Timetable, and Tubis.

™ The following is a trademark of Cradle to Cradle Products Innovation Institute, Oakland, CA: Cradle to Cradle Certified.

™ The following trademarks are under license from Walter Knoll: Andoo, Bob, Lazlo, Lox, Ribbon, and Together.

™ The following trademarks are under license from PP Møbler: Bar and Flag Halyard.

™ The following trademarks are under license from Carl Hansen: Elbow, Paddle, Shell, Wing, and Wishbone.

™ The following trademarks are under license from Cambridge Sound Management, LLC, Cambridge, MA: QtPro Soundmasking, Qt Quiet Technology, and Sonet Qt.

™ The following is a trademark of Electri-Cable Assemblies, Shelton, CT: Interact.

™ The following is a trademark of Clestra Hauserman: IRYS.

™ The following is a trademark of Wiesner-Hager Möbel GmbH: Nooi.

™ The following are trademarks of Polyvision: Accord, a<sup>3</sup>, e<sup>3</sup>, Boundri, and Nota.

™ The following is a trademark of Bostock Company, Inc: SnapCab.

™ The following is a trademark of Williams-Sonoma, Inc: West Elm.

™ The following is a trademark of Elena Marquina Testor: nanimarquina.

™ The following is a trademark of Forbo International SA: Forbo.

™ The following are trademarks of Orangebox Ltd., Cardiff, UK: Air<sup>3</sup>, Aspect, Avi, Away from the Desk, Border, Campers & Dens, Coppice, Cubb, Kirn, On the QT, Ramsey, Skomer, Sully, Track-B, and Vale.

™® The following are trademarks or registered trademarks of AMQ Solutions, LLC: AMQ, AMQ logo, KINEX, ILINE, ACTIV, AMOBI, CONCUR, 3F, REVI, S-SERIES, JAKU, SIYA, ZILO, BODI, FL-X, TIZU, EMBANK, TEKTIS and BIXBY.

™® The following are trademarks or registered trademarks of Viccarbe Habitat, S.L.: Holy Day, Last Minute, Wrapp, Foro, Kelly, Noha, Viable, Solar, Sistema, Savina, Designed In The Sun, Cambio, Aleta, Viccarbe (logo), Viccarbe.

*Trademarks used here in are the property of Steelcase Inc. or of their respective owners.*