


Conference and Collaborative Tables Specification Guide

Availability

Electronic price list updated with release 200.K (U.S.) and 156.K (Canada), dated February 26, 2024.

All specifications subject to change without notice. Reference the electronic catalog/Hedberg for current pricing.

Transitional products in this specification guide are **maintained for existing customers only** and are likely to be phased out over time. These products are indicated with a . Products that are scheduled to be culled are indicated with an , followed by the last order entry date.

Surface Materials

The surface materials team has announced the launch of the Finish Library, found at www.steelcase.com/finishlibrary/.

► For a list of all trademarks, refer to the last page of this specification guide. © 2024 Steelcase Inc.

Working with This Specification Guide

| | |
|--|---|
| Ten Tips: How to Get The Most Out of This Book | 2 |
| Additional Resources | 4 |

| | |
|--------------------------------------|------------|
| Bassline | 5 |
| B-Free High Tables | 57 |
| Campfire | 71 |
| Groupwork | 101 |
| Simple Tables | 179 |
| Universal Tables | 219 |
| Verb | 259 |
| Convvene | 307 |
| Verlay | 403 |
| media:scape | 465 |
| Table Power and Communication | 497 |

| | |
|------------------|------------|
| Resources | 533 |
|------------------|------------|




For Canadian Pricing

Canadian factor can be found at www.steelcase.com/CADpricing/. Calculate in the following order to avoid rounding errors:

- Multiply the base price and each option by the Canadian factor.
- Round each to the nearest dollar.
- Add base and options for total list price.


Ten Tips: How to Get the Most Out of This Book

Tip 1



Watch the tabs on the right-hand edges of the pages. They'll always indicate which chapter you are in.

Tip 2



Use the Statement of Line pages for an overview of the available components, their sizes, and page references for additional information. Each *Understanding* chapter includes a statement of line after the table of contents.

Tip 3



Find cross references by looking for page numbers flagged with an arrow.

Tip 4

Study the product detail pages in the *Understanding* section to learn everything an expert knows about specific products. Each product detail page in this section contains the following features, where applicable:

- Product Drawing
- Actual Dimensions
- Product Details
- Connections
- Wiring and Cabling
- Surface Materials
- Application Topics

Product Drawing shows you what the product looks like and points out important features.

Product Details gives specific information on the product and how it is used.

Connections describes how the product is assembled or how it attaches to another product.

Base Junctions—Thin Trim

Product Details: Junction cap and integrative options are available in junctions with standard finishes.

Connections: Junction cap—This cap is used to secure the junction to the wall. It is attached to the junction with a screw. The cap is available in standard and custom finishes.

Actual Dimensions: Junction cap—This cap is used to secure the junction to the wall. It is attached to the junction with a screw. The cap is available in standard and custom finishes.

Wiring and Cabling: Junction cap—This cap is used to secure the junction to the wall. It is attached to the junction with a screw. The cap is available in standard and custom finishes.

Surface Materials: Junction cap—This cap is used to secure the junction to the wall. It is attached to the junction with a screw. The cap is available in standard and custom finishes.

Actual Dimensions table lists the dimensions of the product.

Wiring and Cabling details the power and cable-management and cable routing capabilities of the product.

Surface Materials lists what material is used for each part of the product.

Additional Resources

Conference and Collaborative Tables

Products are supported with informational materials, tools, and software to help you plan, specify, and order an installation efficiently.

Printed Materials

Other Specification Guides

Steelcase offers a comprehensive portfolio of furniture and solutions. For the full offering of products, refer to the individual product specification guides. These can be accessed at the www.steelcase.com web site or at village.steelcase.com

Computer Tools

Electronic Catalog

Accurate sales quotations and purchase orders for Steelcase products are created with specification software that uses Steelcase Electronic Catalog data. Use the data to specify and price style numbers and options for every Steelcase product. The data is updated bimonthly by Steelcase and provided to software programs including: the Hedberg Business System, SmartTools—Steelcase's design and specification software (for more information on SmartTools, please email SmartTools@steelcase.com), the ProjectMatrix Project Symbols libraries, as well as 20-20 CAP Studio.

Furniture Symbol Graphic Data

Steelcase creates 2D and 3D furniture symbols (with attributes) for planning and initially specifying Steelcase products. This data is incorporated into several add-on software packages that work in either a Microstation or an AutoCAD drafting environment.

Digital Publications

You can access these digital publications at www.steelcase.com or village.steelcase.com.

Support

Steelcase Capabilities

Steelcase products are distributed, installed, and serviced through a network of more than 600 dealers worldwide. Steelcase is also represented with offices and corporate showrooms in 26 U.S. cities, 4 Canadian cities, and in France, Germany, Great Britain, and Japan. Every Steelcase product meets our exceptionally high standards of quality and durability and comes with the Steelcase assurance of excellence in service.

For ordering or product assistance,

please call your local dealer, the Steelcase Solutions Resource Team, or the Steelcase Solutions Fulfillment Team at 1.888.STEELCASE (1.888.783.3522) or send an e-mail to lineone@steelcase.com.

Call the Steelcase Solutions Resource Team prior to placing an order, when working on a bid, or when you need information about product applications and specifications.

Call the Steelcase Solutions Fulfillment Team if you have submitted an order to Steelcase and you need to speak to your Solutions Fulfillment Team Representative about the order. Also call if you have any post-shipment quality concerns or service parts questions.

For warranty information, please go to: <http://www.steelcase.com/warranty/>.

Outside the U.S.A., Canada, Mexico, Puerto Rico, and the U.S. Virgin Islands, call 1.616.247.2500.

For information about Steelcase, the name of your nearest Steelcase dealer, or for product literature, call 1.800.333.9939 or visit our Web site: www.steelcase.com.

Sustainability

At Steelcase, we believe business can be a force for good. We create long-lasting products that are better for people and better for the planet. Our products and operations use life cycle thinking to meet our commitment to reducing climate change. This commitment is reinforced by practices such as designing to minimize global warming and other life cycle impacts, ensuring material health, and enabling end-of-use strategies.

To learn more at a corporate level, visit: <https://www.steelcase.com/discover/steelcase/esg-overview/environmental/>

Product Environmental Profiles, which provide key environmental attributes such as recycled content, embodied carbon and recyclability, as well as product certifications can be found by searching for Steelcase at Origin.build.

Bassline



Statement of Line 6



Understanding

| | |
|---------------------|----|
| Occasional Tables | 9 |
| Base-Only Tables | 10 |
| Asymmetrical Tables | 12 |
| Box Top Tables | 16 |
| Storage | 18 |
| Bench Seating | 20 |
| Power | 22 |



Specifying

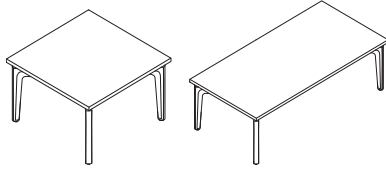
| | |
|-------------------------------|----|
| Square and Rectangular Tables | 24 |
| Round Tables | 26 |
| Oval Tables | 28 |
| Racetrack Tables | 30 |
| Base-Only Tables | 32 |
| Asymmetrical Tables | 34 |
| Box Top Tables | 36 |
| Standing Storage | 40 |
| Credenza | 42 |
| One Seat Bench | 44 |
| Two Seat Bench | 46 |
| Power | 48 |



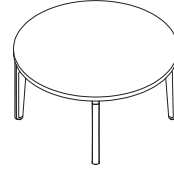
Surface Materials 50

Statement of Line

Occasional Tables



Understanding
 ▶ Page 9
 Specifying
 ▶ Page 24



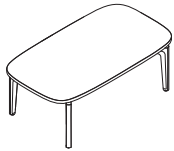
Understanding
 ▶ Page 9
 Specifying
 ▶ Page 26

Square and Rectangular Tables

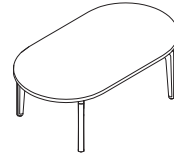
| | 18 ⁷ / ₈ "W | 28 ³ / ₄ "W | 36"W | 54"W | 60"W |
|-----------------------------------|-----------------------------------|-----------------------------------|------|------|------|
| 18 ⁷ / ₈ "D | ● | | | | |
| 20"D | | | ● | | |
| 24"D | | | | ● | |
| 28 ³ / ₄ "D | | ● | | | ● |

Round Tables

| | |
|--------------|---|
| 25" Diameter | ● |
| 39" Diameter | ● |



Understanding
 ▶ Page 9
 Specifying
 ▶ Page 28



Understanding
 ▶ Page 9
 Specifying
 ▶ Page 30

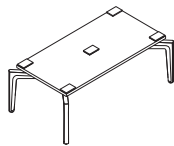
Oval Tables

| | 36"W | 54"W | 60"W |
|-----------------------------------|------|------|------|
| 20"D | ● | | |
| 24"D | | ● | |
| 28 ³ / ₄ "D | | | ● |

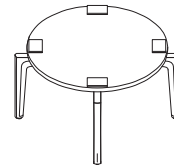
Racetrack Tables

| | 36"W | 54"W | 60"W |
|-----------------------------------|------|------|------|
| 20"D | ● | | |
| 24"D | | ● | |
| 28 ³ / ₄ "D | | | ● |

Base-Only Tables



Understanding
 ▶ Page 10
 Specifying
 ▶ Page 32



Understanding
 ▶ Page 10
 Specifying
 ▶ Page 32

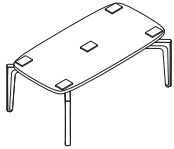
Square and Rectangular Base-Only Tables

| | 18 ⁷ / ₈ "W | 28 ³ / ₄ "W | 36"W | 44"W | 54"W | 60"W |
|-----------------------------------|-----------------------------------|-----------------------------------|------|------|------|------|
| 18 ⁷ / ₈ "D | ● | | | | | |
| 20"D | | | ● | | | |
| 22"D | | | | ● | | |
| 24"D | | | | | ● | |
| 28 ³ / ₄ "D | | ● | | | | ● |

Round Base-Only Tables

| | |
|--------------|---|
| 25" Diameter | ● |
| 39" Diameter | ● |

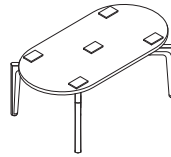
Base-Only Tables, continued



Understanding
 ▶ Page 10
 Specifying
 ▶ Page 32

Oval Base-Only Tables

| | 36"W | 44"W | 54"W | 60"W |
|-----------------------------------|------|------|------|------|
| 20"D | ● | | | |
| 22"D | | ● | | |
| 24"D | | | ● | |
| 28 ³ / ₄ "D | | | | ● |



Understanding
 ▶ Page 10
 Specifying
 ▶ Page 32

Racetrack Base-Only Tables

| | 36"W | 44"W | 54"W | 60"W |
|-----------------------------------|------|------|------|------|
| 20"D | ● | | | |
| 22"D | | ● | | |
| 24"D | | | ● | |
| 28 ³ / ₄ "D | | | | ● |

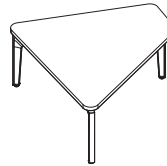
Asymmetrical Tables



Understanding
 ▶ Page 12
 Specifying
 ▶ Page 34

Small Asymmetrical Table

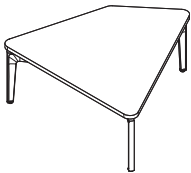
| | 22 ¹ / ₈ "W |
|-----------------------------------|-----------------------------------|
| 26 ³ / ₄ "D | ● |



Understanding
 ▶ Page 12
 Specifying
 ▶ Page 34

Medium Asymmetrical Table

| | 26 ² / ₅ "W |
|------|-----------------------------------|
| 34"D | ● |

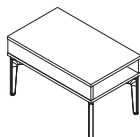


Understanding
 ▶ Page 12
 Specifying
 ▶ Page 34

Large Asymmetrical Table

| | 29 ³ / ₄ "W |
|------|-----------------------------------|
| 35"D | ● |

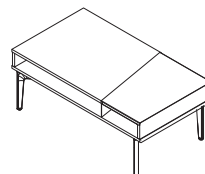
Box Top Tables



Understanding
 ▶ Page 16
 Specifying
 ▶ Page 36

Box Top Tables

| | 18"W |
|------|------|
| 25"D | ● |
| 30"D | ● |

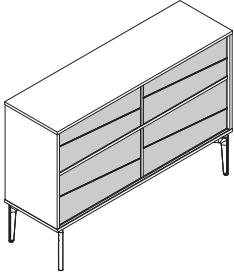


Understanding
 ▶ Page 16
 Specifying
 ▶ Page 38

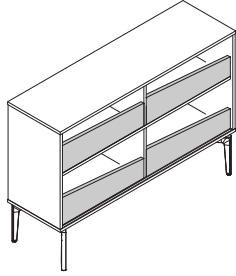
Box Top Coffee Table

| | 54"W |
|------|------|
| 25"D | ● |

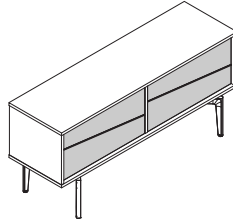
Storage



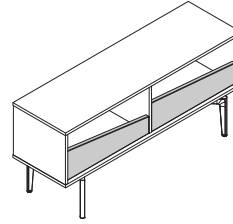
Full Back Standing Storage
Understanding
▶ Page 18
Specifying
▶ Page 40



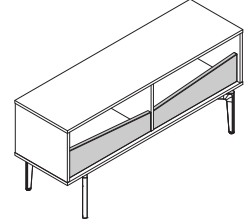
Half Back Standing Storage
Understanding
▶ Page 18
Specifying
▶ Page 40



Full Back Credenza
Understanding
▶ Page 18
Specifying
▶ Page 42



Half Back Credenza
Understanding
▶ Page 18
Specifying
▶ Page 42

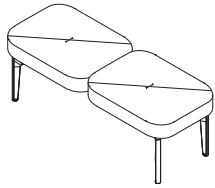


Meet Me in the Middle Credenza
Understanding
▶ Page 18
Specifying
▶ Page 42

Bench Seating

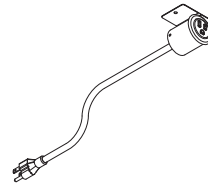


One Seat Bench
Understanding
▶ Page 20
Specifying
▶ Page 44

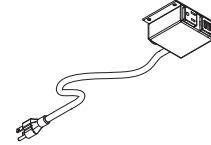


Two Seat Bench
Understanding
▶ Page 20
Specifying
▶ Page 46

Power



Round Power
Understanding
▶ Page 22
Specifying
▶ Page 48



Module Power
Understanding
▶ Page 22
Specifying
▶ Page 48

Occasional Tables

Occasional tables are available in round, square, rectangular, oval, and racetrack.

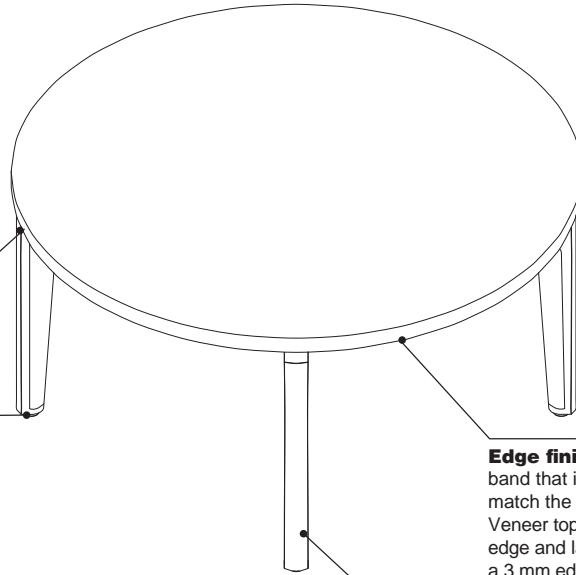
Tables tops are offered in Low-Pressure Laminate, High-Pressure Laminate, veneer, glass, and solid surface.

Overall table height is 13" including the legs, spacer, and table top.

► Specifying, pages 24–30

Tables tops are 3/4" thick.

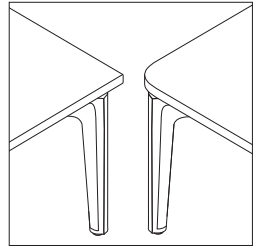
Leveling glides have 1/2" adjustability range to install tables on uneven floors.



Edge finish has an edge band that is defaulted to match the laminate surface. Veneer tops have a wood edge and laminate tops have a 3 mm edge.

Leg height is 12 1/4".

Product Details



Square and rectangular tables have options for rounded corners or squared corners.

Occasional tables and Bivi Rumble Seat legs share the same visual aesthetic.

► See *Benching Specification Guide* for Bivi Rumble Seat information.

Surface Materials

Table tops

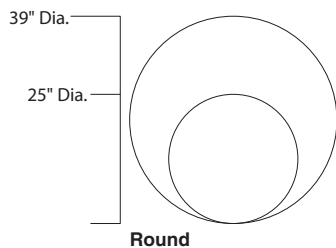
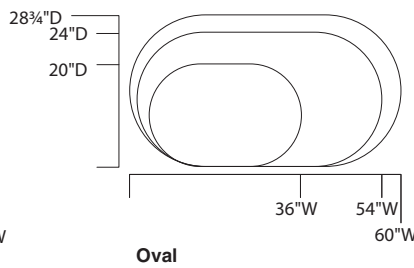
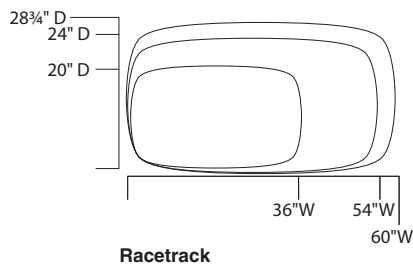
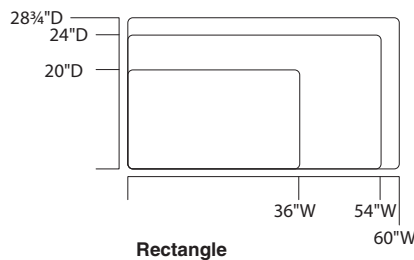
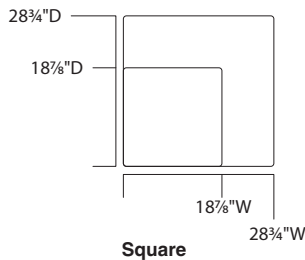
- Low-Pressure Laminate
- High-Pressure Laminate
- Open Line laminate
- Wood veneer
- Glass*
- Solid surface*

*Note: Only available with round corners.

Legs

- Paint

Actual Dimensions



Base-Only Tables

Base-Only Tables enable you to personalize your table with a custom top and make it your own.

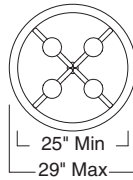
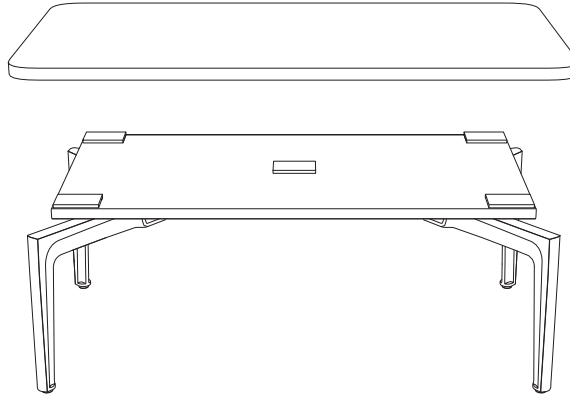
► Specifying page, 32

The Base-Only Tables come with a black 3/4" Low-Pressure Laminate (LPL) platform in the shape specified. Adhere custom top to the platform using the provided 3M™ hook and loop fasteners.

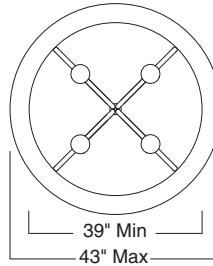
Tip: Base-Only Tables platform is smaller than the legs. Custom top will extend beyond the platform to align with the legs.

Fully assembled tables support a maximum weight of 800 pounds. This includes the weight of your custom top and any items put on the table.

Tip: Base-Only Tables are only available in four leg shapes and sizes.

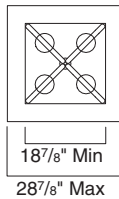


25" Round Table

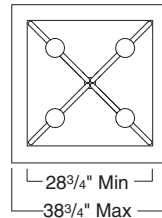


39" Round Table

Your custom top for circle bases may not extend more than 2" in any direction from the standard Base-Only Table size.

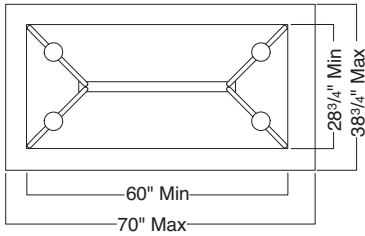


18⁷/₈" Square Table

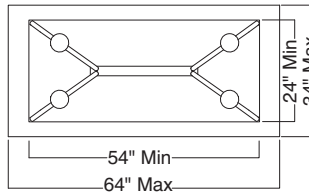


28³/₄" Square Table

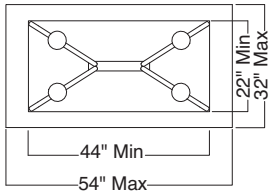
Your custom top for square bases may not extend more than 5" in any direction from the standard Base-Only Table size.



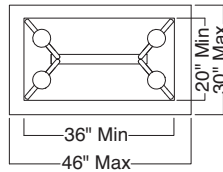
60" Rectangle Table



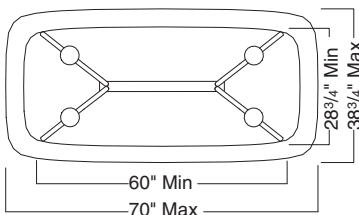
54" Rectangle Table



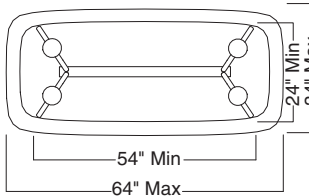
44" Rectangle Table



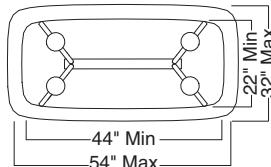
36" Rectangle Table



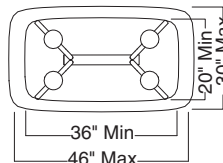
60" Oval Table



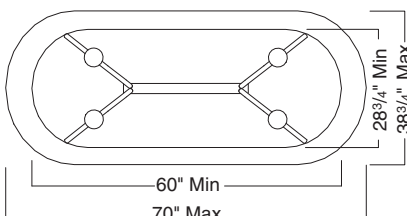
54" Oval Table



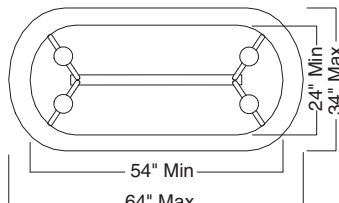
44" Oval Table



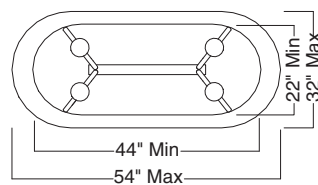
36" Oval Table



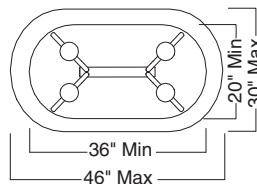
60" Racetrack Table



54" Racetrack Table



44" Racetrack Table



36" Racetrack Table

Your custom top for rectangular, oval, and racetrack bases may not extend more than 5" in any direction from the standard Base-Only Table size.

Asymmetrical Tables

Asymmetrical Tables have an irregular shape and are offered in Low-Pressure Laminate, High-Pressure Laminate, veneer, glass, and solid surface.

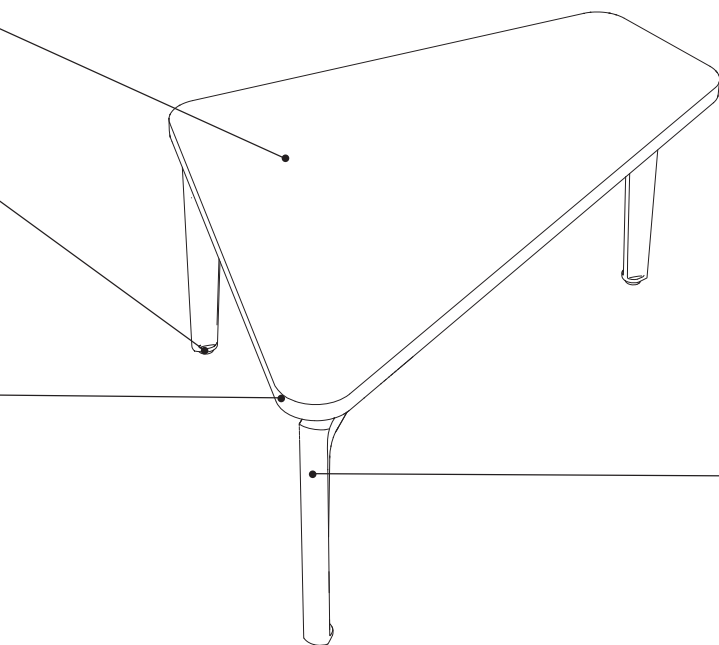
Overall table height is 13" including the legs, spacer, and table top.
▶ Specifying, page 34

Table tops are $\frac{3}{4}$ " thick.

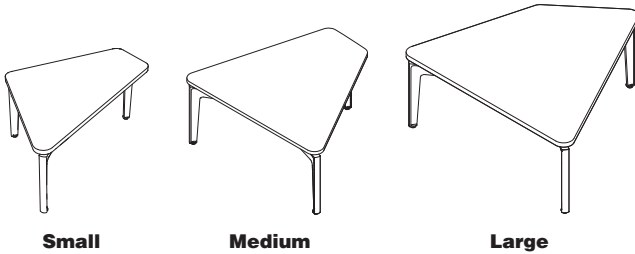
Leveling glides have $\frac{1}{2}$ " adjustability range to install tables on uneven floors.

Edge finish has an edge band that is defaulted to match the laminate surface. Veneer tops have a wood edge and laminate tops have a 3 mm edge.

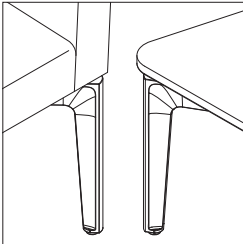
Leg height is $12\frac{1}{4}$ ".



Asymmetrical Tables are available in small, medium, and large.



Product Details



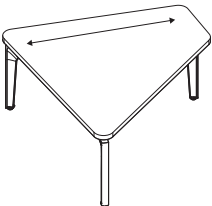
Asymmetrical Tables and Bivi Rumble Seat legs share the same visual aesthetic.

► See *Benching Specification Guide* for Bivi Rumble Seat information.

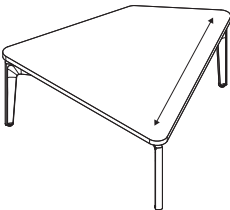
Grain Directions



Small Asymmetrical Table

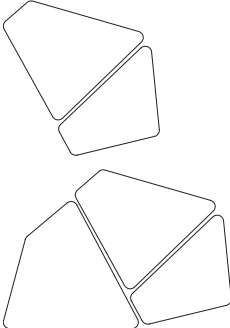


Medium Asymmetrical Table

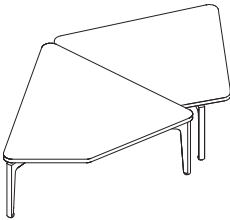


Large Asymmetrical Table

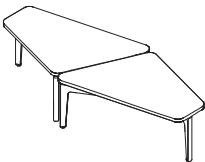
Application Topics



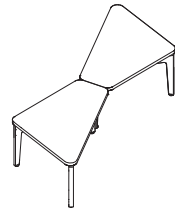
Asymmetrical Tables can be used separately or grouped together.



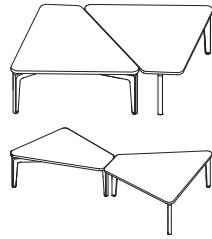
Large Asymmetrical Table with Medium Asymmetrical Table shown above.



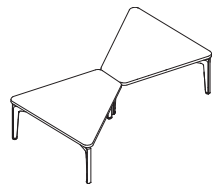
Small Asymmetrical Table with Large Asymmetrical Table shown above.



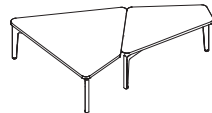
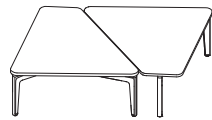
Small Asymmetrical Table with Small Asymmetrical Table shown above.



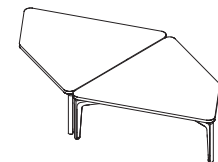
Small Asymmetrical Table with Medium Asymmetrical Table shown above.



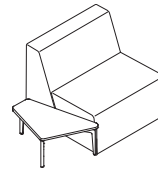
Medium Asymmetrical Table with Medium Asymmetrical Table shown above.



Small Asymmetrical Table with Large Asymmetrical Table shown above.



Large Asymmetrical Table with Large Asymmetrical Table shown above.



Small Asymmetrical Table with Campfire Lounge shown above.

Surface Materials

Table tops

- Low-Pressure Laminate
- High-Pressure Laminate
- Open Line laminate
- Wood veneer
- Glass
- Solid surface

Base

- Paint

Dimensions

► Page 14

Dimensions

Asymmetrical

• Features • Overall
Depth Width Height

Asymmetrical Tables

Small

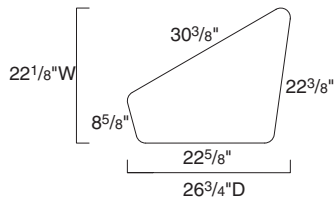
26³/₄" 22¹/₈" 13"

Medium

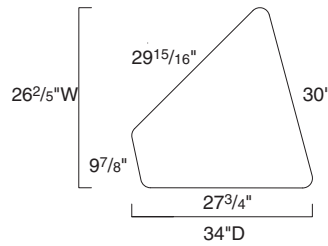
34" 26²/₅" 13"

Large

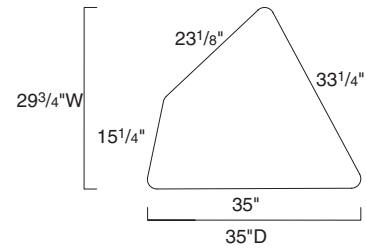
35" 29³/₄" 13"



Small Asymmetrical Table



Medium Asymmetrical Table

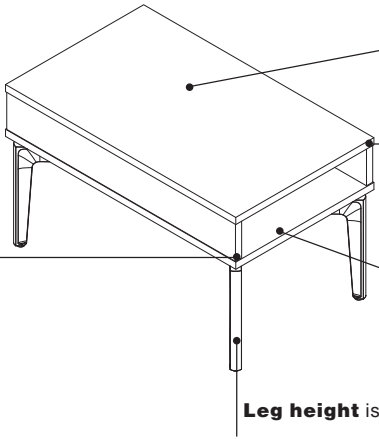


Large Asymmetrical Table

Box Top Tables

Box Top Tables are offered in Low-Pressure Laminate, High-Pressure Laminate, and veneer with painted metal accents; location varies by table. The metal accent panel is available with or without a design.
 ▶ Specifying pages, 36–38

Case of Box Top Tables are 3/4" thick.

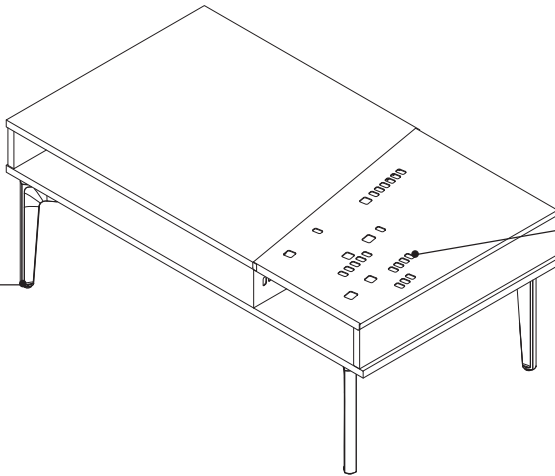


The 25"D and 30"D Box Top Tables have a metal accent panel inside the case. It is available with or without a design.

Edge finish has an edge band that is defaulted to match the laminate surface. Veneer tops have a wood edge and laminate tops have a 3 mm edge.

Leg height is 12 1/4".

Box Top Tables have pre-drilled pilot holes to accommodate power.



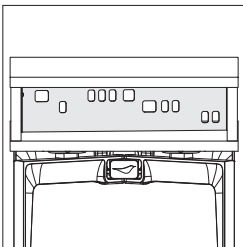
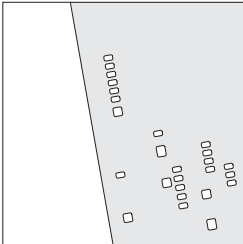
All Bassline tables have leveling glides with 1/2" adjustability range to install tables on uneven floors.

Box Top Coffee Table features a metal accent panel on the top and inside for visual interest (shown with optional design).

Actual Dimensions

| Box Top Tables | |
|----------------------|------------|
| Depth | 25" or 30" |
| Width | 18" |
| Height | 18" or 23" |
| Box Top Coffee Table | |
| Depth | 25" |
| Width | 54" |
| Height | 18" |

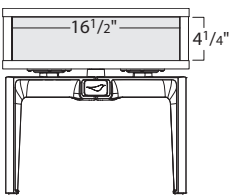
Product Details



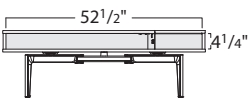
Box Top Tables have a standard metal accent panel that can be specified with or without a cut out design.

If the cut out design is specified, it will be applied to the metal accent panel.

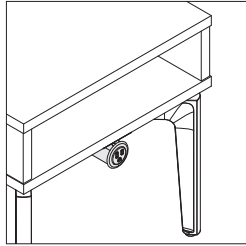
Paint for metal accent panel and base are specified separately allowing match or mix finishes.



18"H Box Top Table opening



Box Top Coffee Table opening



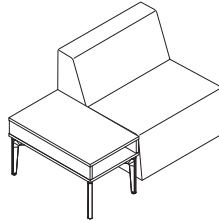
Round and module power available for Box Top Tables.

▶ See page 48

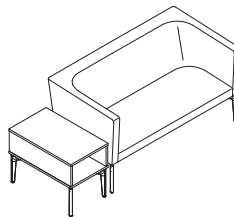
Box Top Tables and Bivi Rumble Seat legs share the same visual aesthetic.

▶ See *Benching Specification Guide* for Bivi Rumble Seat information.

Application Topics



30"D Box Top Tables align with Campfire Lounge.



25"D Box Top Tables align with the Freestanding Bivi Rumble Seat.

Surface Materials

Table tops

- Low-Pressure Laminate
- High-Pressure Laminate
- Open Line laminate
- Wood veneer

Base

- Paint

Metal accent panel

- Paint

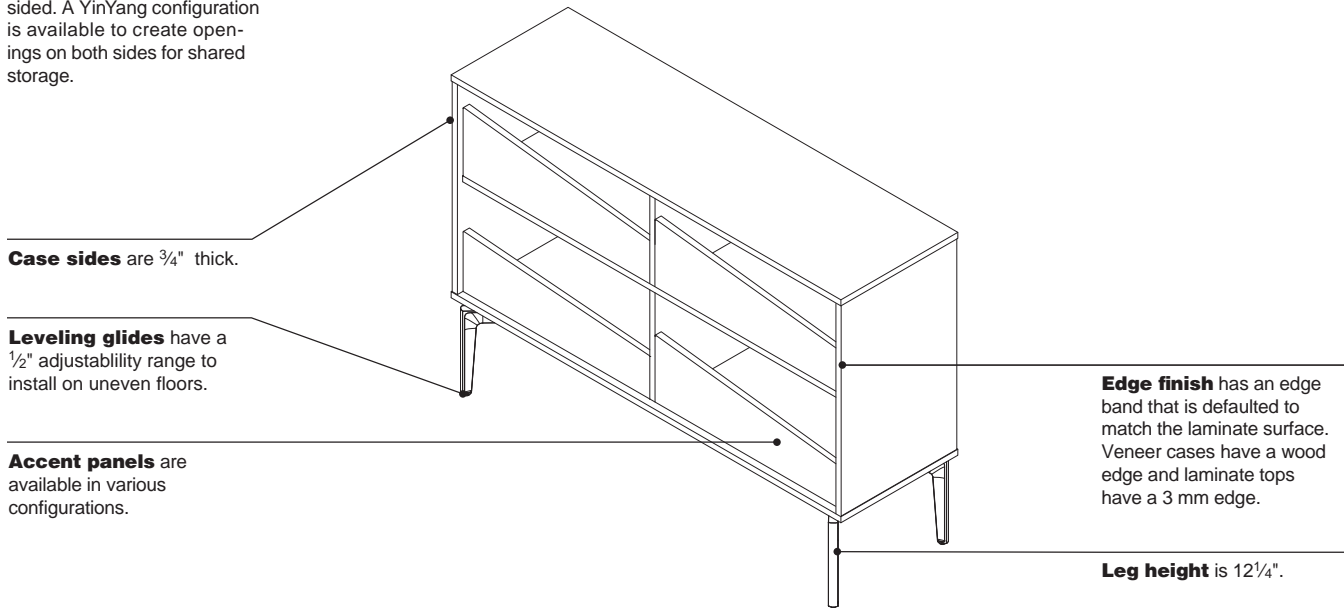
Storage

Bassline Storage is free-standing storage pieces that can also be used to divide spaces.

► Specifying pages, 40–42

Storage cases are available in Low-Pressure Laminate, High-Pressure Laminate, and veneer with painted metal accent panels.

Storage is standard as one sided. A YinYang configuration is available to create openings on both sides for shared storage.



Case sides are 3/4" thick.

Leveling glides have a 1/2" adjustability range to install on uneven floors.

Accent panels are available in various configurations.

Edge finish has an edge band that is defaulted to match the laminate surface. Veneer cases have a wood edge and laminate tops have a 3 mm edge.

Leg height is 12 1/4".

Actual Dimensions

Standing Storage

Depth 18"

Width 60"

Height 42"

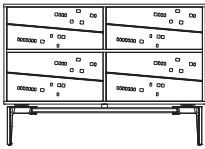
Credenza

Depth 18"

Width 60"

Height 28 1/2"

Product Details



Metal accent panels and sliding doors are available with or without a cut out design. Design shown on Standing Storage with full back.

If the cut out design is specified, it will be applied to the metal accent panel. If design cut out is desired on sliding doors, select doors with design.

Paint for metal accent panel and base are specified separately allowing match or mix finishes.

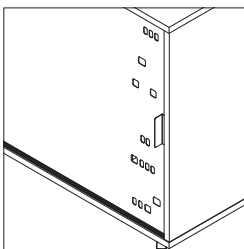
One Sided



Yin Yang

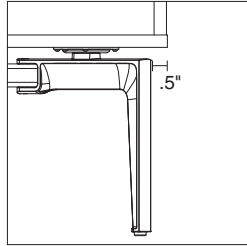


Both Credenza and Standing Storage can be one sided or YinYang to allow for access on both sides.

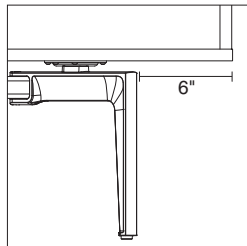


Sliding doors are an option on full back storage only.

Sliding doors are not available on full back units with the design cut out that are installed yin yang to prevent injury.



Flush



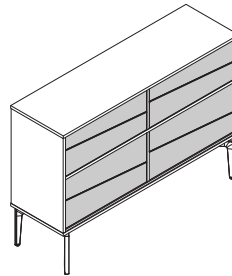
Inset

Credenza and Standing Storage legs can be specified in either flush or inset.

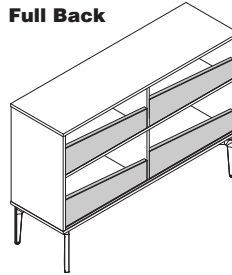
Inset legs are defaulted on the Credenza for a residential aesthetic.

Flush legs are defaulted on the Standing Storage for a clean aesthetic.

When storage units are being used together, option the legs the same for both units.

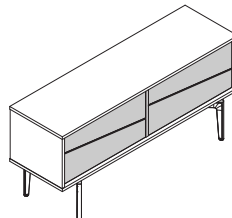


Full Back

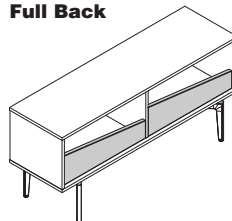


Half Back

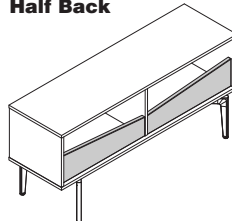
Accent panel configurations for the Standing Height Storage can be specified in two different configurations.



Full Back

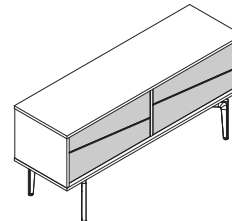


Half Back

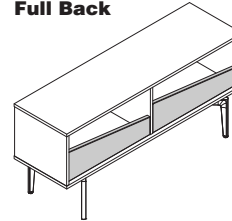


Meet Me In The Middle Accent panel configurations for the Credenza can be specified in three different configurations.

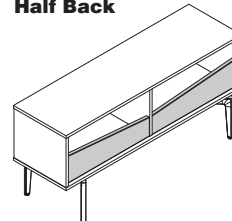
Weight capacity is 50 pounds per opening and 200 pounds on top.



Full Back



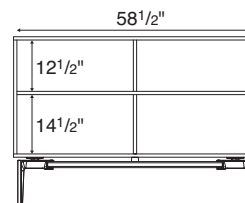
Half Back



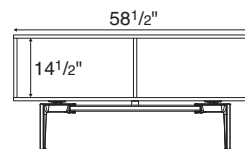
Meet Me In The Middle Accent panel configurations for the Credenza can be specified in three different configurations.

Weight capacity is 50 pounds per opening and 200 pounds on top.

Dimensions

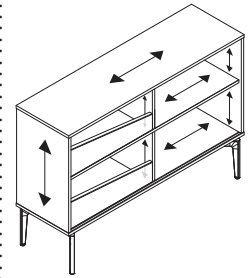


Standing Storage



Credenza

Grain Direction



Laminate and wood grain direction for Standing Storage and Credenza are shown above.

Surface Materials

Case

- Low-Pressure Laminate
- High-Pressure Laminate
- Open Line laminate
- Wood veneer

Base

- Paint

Sliding Doors

- Paint

Metal accent panel

- Paint

Tip: Wood veneer cases have matching flat veneer profile edges.

Tip: Paint for the accent panels and base are specified separately allowing match or mix finishes.

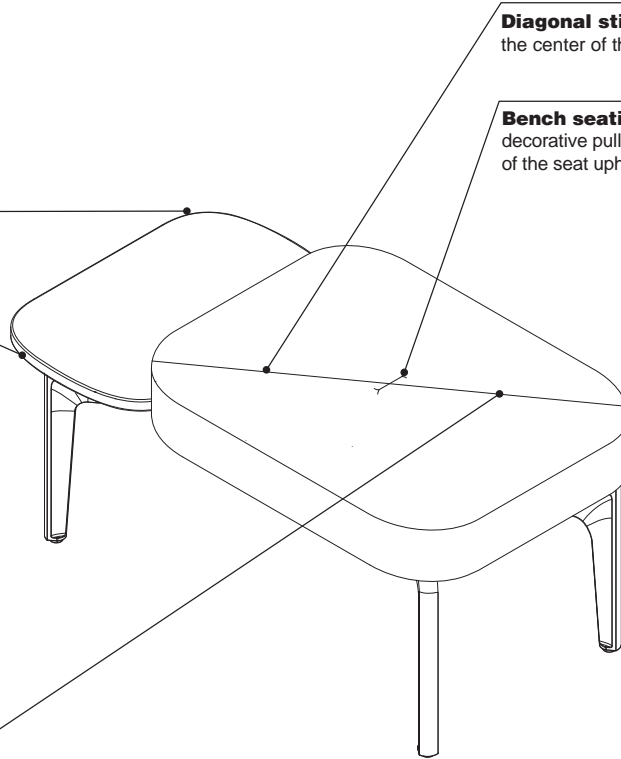
Bench Seating

Built on the same base as Bassline tables, Benches act as seating, ottomans, or side tables. They are available in One Seat or Two Seat configurations.

Overall height is 17¹/₄" including the legs and seat.
 ▶ Specifying pages, 44–46

Side table corners are rounded.

Side table has a table top thickness of 3/4" and is available as an option on the One Seat Bench.



Contrasting stitching is optional on solid seat(s).

Actual Dimensions

One Seat Bench

| | |
|--------|----------------------------------|
| Depth | 18" |
| Width | 24" |
| Height | 17 ¹ / ₄ " |

One Seat Bench with Side Table

| | |
|--------|----------------------------------|
| Depth | 18" |
| Width | 36" |
| Height | 17 ¹ / ₄ " |

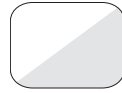
Two Seat Bench

| | |
|--------|----------------------------------|
| Depth | 18" |
| Width | 48" |
| Height | 17 ¹ / ₄ " |

Product Details



Solid Seat



Multicolor Seat

One Seat Bench and One Seat Bench with Table are available with a solid color seat or multicolor seat.

Tip: Multicolor seat must be in the same fabric family.



Solid Non-Contrasting Seat



Solid Contrasting Seat



One Solid Seat,
One Multicolor Seat



Multicolor,
Non-Contrasting Seats

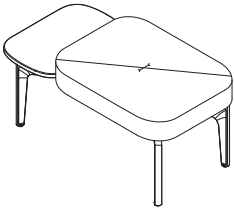


Multicolor, Contrasting Seats

Two Seat Bench

available as solid non-contrasting, solid contrasting, multicolor non-contrasting, multicolor contrasting, and one solid and one contrasting.

Tip: Multicolor seats must be from the same color family.



Side table is available as an option on One Seat Bench. Side table is assembled on the right.

When ordering multi-color upholstery on a One Seat Bench with a side table, keep in mind where your color choices will be in regards to the seat front/seat back.

Surface Materials

- Seat**
- Fabric

Contrasting Thread

- UB01 Charcoal
- UB02 Ash
- UB03 Powder Blue
- UB04 Evergreen
- UB05 Bright Red

Base

- Paint

Side table (optional)

- Low-Pressure Laminate
- High-Pressure Laminate
- Open Line laminate
- Wood

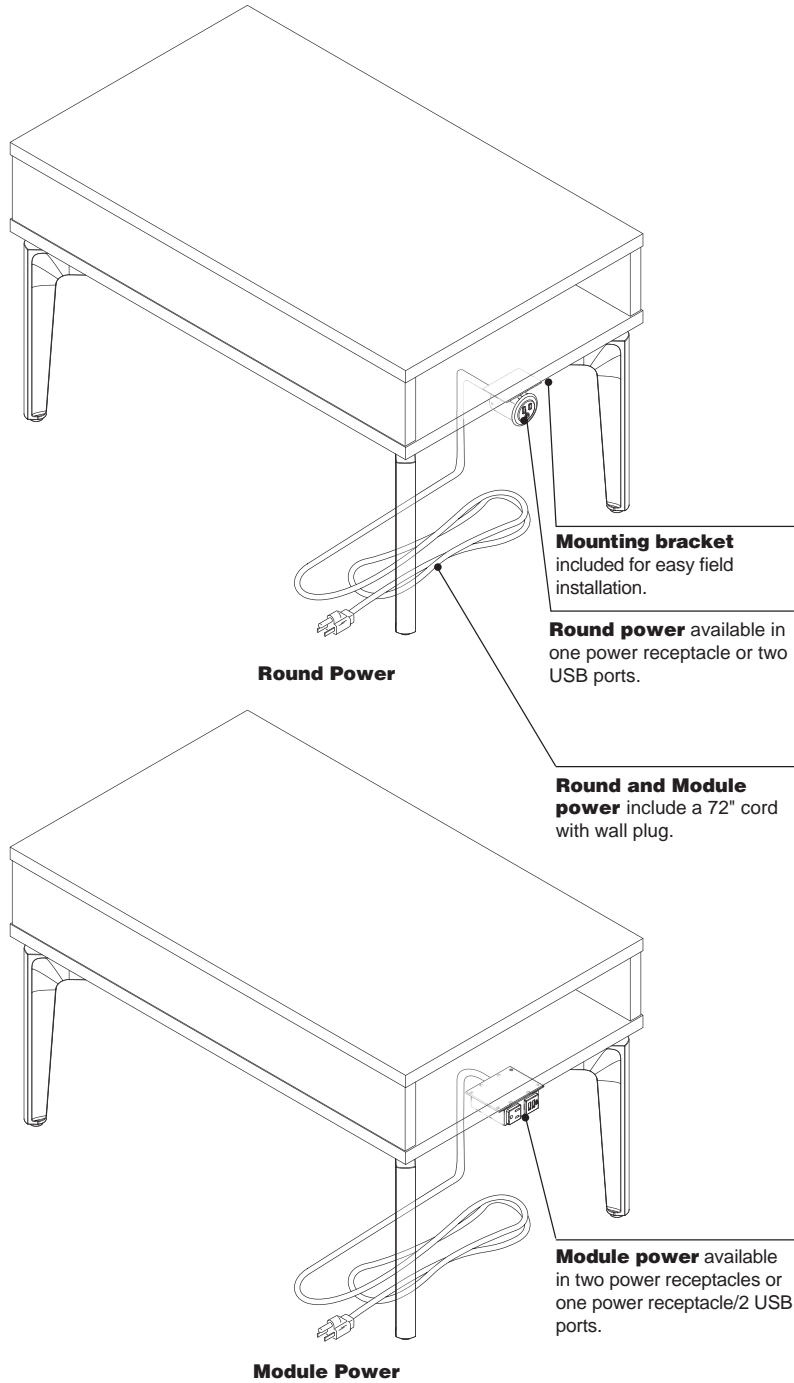
Power

Round and Module power facilitate function and accessibility by bringing the power to the user.

Round power available in plastic colors to coordinate or accent in a space.

Module power available in black plastic only.
▶ Specifying, page 48

Steelcase products are designed and tested for code and standard compliance when installed and used as an integrated product solution in accordance with Steelcase application guidelines and installation instructions. However, the building owner or designated agent is responsible for verifying that the installation is in compliance with local codes and regulations.



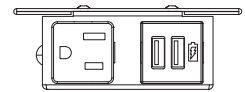
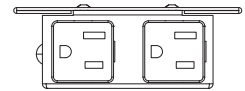
Product Details

Round or Module power have been tested and approved for use with the Box Top Table, **TSBLNTBX**.

Box Top Tables have pre-drilled pilot holes to accommodate power.



Round power is available with one power receptacle or 2 USB ports.



Module power is available with two power receptacles or one power receptacle/2 USB ports.

Round and Module power include a 72" cord with wall plug.

Wiring and Cabling

Round power features one simplex 15-amp spill proof receptacle.

Module power features two simplex 15-amp receptacles.

Round power has optional dual USB ports and offers 2-amps per port. Module power has optional dual USB ports in place of one receptacle.

All electrical components are cULus listed to the appropriate industry standards in accordance with the National and Canadian Electrical code.

Surface Materials

Round Power

- 5U23 Blue Jay
- 6249 Platinum Solid
- 6337 Element
- 6338 Chili
- 6527 Merle

Module Power

- 6000 Black

Bracket

- 7360 Merle

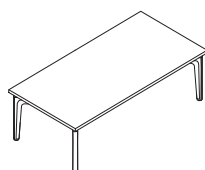
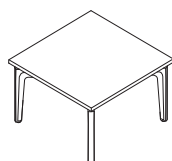
► Options, continued from previous page

| Options | U.S Price | Required to Specify |
|---|-----------|-------------------------------------|
| Surface Materials, continued | | |
| • Full-fill finish on wood group 1 | | |
| – 18 ⁷ / ₈ "D x 18 ⁷ / ₈ "W | +\$ 765 | Specify full-fill finish number. |
| – 20"D x 36"W | +\$ 797 | Specify full-fill finish number. |
| – 28 ³ / ₄ "D x 28 ³ / ₄ "W | +\$ 797 | Specify full-fill finish number. |
| – 24"D x 54"W | +\$ 841 | Specify full-fill finish number. |
| – 28 ³ / ₄ "D x 60"W | +\$ 876 | Specify full-fill finish number. |
| • Glass | | |
| – 18 ⁷ / ₈ "D x 18 ⁷ / ₈ "W | +\$1070 | Specify glass color number. |
| – 20"D x 36"W | +\$1884 | Specify glass color number. |
| – 28 ³ / ₄ "D x 28 ³ / ₄ "W | +\$1893 | Specify glass color number. |
| – 24"D x 54"W | +\$2074 | Specify glass color number. |
| – 28 ³ / ₄ "D x 60"W | +\$2284 | Specify glass color number. |
| • Solid surface | | |
| – 18 ⁷ / ₈ "D x 18 ⁷ / ₈ "W | +\$1829 | Specify solid surface color number. |
| – 20"D x 36"W | +\$2344 | Specify solid surface color number. |
| – 28 ³ / ₄ "D x 28 ³ / ₄ "W | +\$2350 | Specify solid surface color number. |
| – 24"D x 54"W | +\$2723 | Specify solid surface color number. |
| – 28 ³ / ₄ "D x 60"W | +\$2764 | Specify solid surface color number. |
| Base | | |
| • Paint price group 1 | No cost | Specify paint color number. |
| • Paint price group 2 | +\$ 52 | Specify paint color number. |
| • Paint price group 3 | +\$ 105 | Specify paint color number. |

Tip: Glass and solid surface are only available with rounded corners.

Specification Information

| Style Number | Dimensions | | U.S. Base Price |
|--------------|----------------------------------|----------------------------------|-----------------|
| | D | W | |
| TSBLNTRS | 18 ⁷ / ₈ " | 18 ⁷ / ₈ " | \$ 927 |
| | 20" | 36" | \$ 963 |
| | 28 ³ / ₄ " | 28 ³ / ₄ " | \$ 963 |
| | 24" | 54" | \$1020 |
| | 28 ³ / ₄ " | 60" | \$1062 |



 **For Canadian Pricing**
Multiply U.S. Price by the Canadian price factor.
► See page 1 for details.

Round Tables



| Standard Includes | | Required to Specify |
|--|--|---|
| <ul style="list-style-type: none"> ▶ Need help? Product details, page 9 | <ul style="list-style-type: none"> • 3/4"-thick table top: Low-Pressure Laminate • 3 mm edge band: default color to match laminate • Base: paint price group 1 • Glides • Ships ready to assemble | <ol style="list-style-type: none"> 1 Style number 2 Size (see below under Required Selections) 3 Laminate color number for table top 4 Paint color number for base 5 Options, if selected (see below) <ul style="list-style-type: none"> ▶ See <i>Surface Materials</i>, page 50. |

| | Required Selections | U.S Price | Required to Specify |
|-------------|--|---|---|
| Size | <ul style="list-style-type: none"> • 25" diameter • 39" diameter | <p>Prices below</p> <p>Prices below</p> | <p>Specify size.</p> <p>Specify size.</p> |

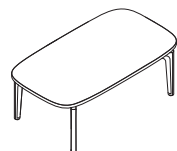
| | Options | U.S Price | Required to Specify |
|--------------------------|--|--|--|
| Surface Materials | <p>Table top</p> <ul style="list-style-type: none"> • High-Pressure Laminate price group 1 <ul style="list-style-type: none"> – 25" diameter – 39" diameter • High-Pressure Laminate price group 2 • High-Pressure Laminate price group 3 • Open Line laminate • Wood group 1 <ul style="list-style-type: none"> – 25" diameter – 39" diameter • Wood group 2 <ul style="list-style-type: none"> – 25" diameter – 39" diameter • Wood group 3 <ul style="list-style-type: none"> – 25" diameter – 39" diameter • Customiz stain • Full-fill finish on wood group 1 <ul style="list-style-type: none"> – 25" diameter – 39" diameter • Glass <ul style="list-style-type: none"> – 25" diameter – 39" diameter • Solid surface <ul style="list-style-type: none"> – 25" diameter – 39" diameter | <p>+\$ 97</p> <p>+\$ 105</p> <p>See information at left</p> <p>See information at left</p> <p>+\$ 102 plus cost of laminate</p> <p>+\$ 573</p> <p>+\$ 622</p> <p>+\$ 622</p> <p>+\$ 675</p> <p>+\$ 670</p> <p>+\$ 727</p> <p>No cost</p> <p>+\$ 765</p> <p>+\$ 829</p> <p>+\$1075</p> <p>+\$1167</p> <p>+\$1829</p> <p>+\$1889</p> | <p>Specify High-Pressure Laminate color number.</p> <p>Specify High-Pressure Laminate color number.</p> <p>Specify High-Pressure Laminate color number.</p> <p>Specify High-Pressure Laminate color number.</p> <ul style="list-style-type: none"> ▶ See <i>Surface Materials Reference Manual</i>. <p>Specify wood color number.</p> <p>Specify wood color number.</p> <p>Specify wood color number.</p> <p>Specify wood color number.</p> <p>Specify wood color number.</p> <p>Specify with <i>Customiz stain</i>.</p> <ul style="list-style-type: none"> ▶ See <i>Surface Materials Reference Manual</i>. <p>Specify full-fill finish number.</p> <p>Specify full-fill finish number.</p> <p>Specify glass color number.</p> <p>Specify glass color number.</p> <p>Specify solid surface color number.</p> <p>Specify solid surface color number.</p> |
| | <p>Base</p> <ul style="list-style-type: none"> • Paint price group 1 • Paint price group 2 • Paint price group 3 | <p>No cost</p> <p>+\$ 52</p> <p>+\$ 105</p> | <p>Specify paint color number.</p> <p>Specify paint color number.</p> <p>Specify paint color number.</p> |

For laminate group 2 and 3 pricing, please refer to the electronic catalog or SmartTools.

Tip: Wood veneer tables have matching flat veneer profile edges.

| Specification Information | | |
|---------------------------|----------|-----------------|
| Style Number | Diameter | U.S. Base Price |
| TSBLNTRD | 25" | \$ 927 |
| | 39" | \$1005 |

 **For Canadian Pricing**
 Multiply U.S. Price by the Canadian price factor.
 ▶ See page 1 for details.



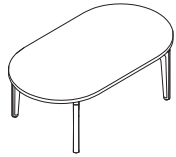
| Specification Information | | | |
|---------------------------|----------------------------------|-----|-----------------|
| Style Number | Dimensions | | U.S. Base Price |
| | D | W | |
| TSBLNTOV | 20" | 36" | \$1020 |
| | 24" | 54" | \$1073 |
| | 28 ³ / ₄ " | 60" | \$1117 |



For Canadian Pricing

Multiply U.S. Price by the Canadian price factor.

▶ See page 1 for details.



| Specification Information | | | |
|---------------------------|----------------------------------|-----|-----------------|
| Style Number | Dimensions | | U.S. Base Price |
| | D | W | |
| TSBLNTRT | 20" | 36" | \$1020 |
| | 24" | 54" | \$1073 |
| | 28 ³ / ₄ " | 60" | \$1117 |



For Canadian Pricing
Multiply U.S. Price by the Canadian price factor.
▶ See page 1 for details.

Base-Only Tables

| Standard Includes | Required to Specify |
|--|---|
| <ul style="list-style-type: none"> ▶ Need help? Product details, page 10 • ¾" black Low-Pressure Laminate platform with 3 mm edgeband • Base: paint price group 1 • Glides • Hook and loop fasteners • Hardware pack | <ol style="list-style-type: none"> 1 Style number 2 Size (see below under Required Selections) 3 Paint color number for base 4 Options, if selected (see below) <p>▶ See <i>Surface Materials</i>, page 50.</p> |

Tip: Base-Only Tables are only four leg tables.

Tip: Base-Only Tables have one additional size (22"D x 44"W) for rectangular, oval, and racetrack shapes as compared to the standard tables.

Tip: The platform acts as a shadow underneath your custom top and is 4" less than the standard sizes.

| Required Selections | U.S Price | Required to Specify |
|---|-----------------|---------------------|
| Square/Rectangular Tables | | |
| • 18 ⁷ / ₈ "D x 18 ⁷ / ₈ "W | Prices below | Specify size. |
| • 28 ³ / ₄ "D x 28 ³ / ₄ "W | Prices below | Specify size. |
| • 20"D x 36"W | Prices below | Specify size. |
| • 22"D x 44"W | Prices below | Specify size. |
| • 24"D x 54"W | Prices below | Specify size. |
| • 28 ³ / ₄ "D x 60"W | Prices below | Specify size. |
| Round Tables | | |
| • 25" diameter | Prices below | Specify size. |
| • 39" diameter | Prices below | Specify size. |
| Oval Tables | | |
| • 20"D x 36"W | Prices at right | Specify size. |
| • 22"D x 44"W | Prices at right | Specify size. |
| • 24"D x 54"W | Prices at right | Specify size. |
| • 28 ³ / ₄ "D x 60"W | Prices at right | Specify size. |
| Racetrack Tables | | |
| • 20"D x 36"W | Prices at right | Specify size. |
| • 22"D x 44"W | Prices at right | Specify size. |
| • 24"D x 54"W | Prices at right | Specify size. |
| • 28 ³ / ₄ "D x 60"W | Prices at right | Specify size. |

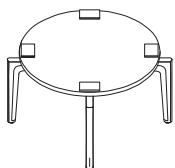
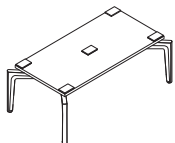
| Options | U.S Price | Required to Specify |
|--------------------------|-----------|-----------------------------|
| Surface Materials | | |
| Base | | |
| • Paint price group 1 | No cost | Specify paint color number. |
| • Paint price group 2 | +\$ 52 | Specify paint color number. |
| • Paint price group 3 | +\$105 | Specify paint color number. |

| Specification Information | | | |
|---------------------------|------------|---|-----------------|
| Style Number | Dimensions | | U.S. Base Price |
| | D | W | |

| Square/Rectangular Tables | | | |
|---------------------------|----------------------------------|----------------------------------|--------|
| TSBLNBRSM | 18 ⁷ / ₈ " | 18 ⁷ / ₈ " | \$ 881 |
| | 28 ³ / ₄ " | 28 ³ / ₄ " | \$ 914 |
| | 20" | 36" | \$ 914 |
| | 22" | 44" | \$ 968 |
| | 24" | 54" | \$ 992 |
| | 28 ³ / ₄ " | 60" | \$1011 |

| Round Tables | | | |
|--------------|-----|------|--------|
| TSBLNBRDM | 25" | N.A. | \$ 881 |
| | 39" | N.A. | \$ 956 |

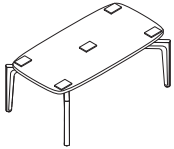
▶ **Specification Information, continued on next page**



► Specification Information, continued from previous page

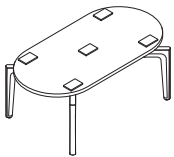
Specification Information

| Style Number | Dimensions | | U.S. Base Price |
|--------------|------------------------|---|-----------------|
| | D (Diameter for Round) | W | |



Oval Tables

| | | | |
|-----------|------|-----|--------|
| TSBLNBOVM | 20" | 36" | \$ 968 |
| | 22" | 44" | \$1019 |
| | 24" | 54" | \$1041 |
| | 28¾" | 60" | \$1061 |



Racetrack Tables

| | | | |
|-----------|------|-----|--------|
| TSBLNBRTM | 20" | 36" | \$ 968 |
| | 22" | 44" | \$1019 |
| | 24" | 54" | \$1041 |
| | 28¾" | 60" | \$1061 |

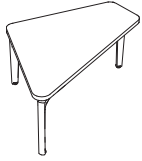


For Canadian Pricing

Multiply U.S. Price by the Canadian price factor.

► See page 1 for details.

Asymmetrical Tables



| Standard Includes | Required to Specify |
|---|--|
| <ul style="list-style-type: none"> ▶ Need help? Product details, page 12 • 3/4"-thick table top: Low-Pressure Laminate • 3 mm edge band: default color to match laminate • Base: paint price group 1 • Glides • Ships ready to assemble | <ol style="list-style-type: none"> 1 Style number 2 Laminate color number for table top 3 Paint color number for base 4 Options, if selected (see below) <p>▶ See <i>Surface Materials</i>, page 50.</p> |

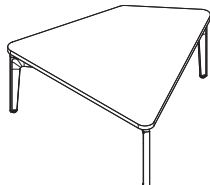
| Surface Materials | Options | U.S. Price | Required to Specify |
|---|--|--------------------------------------|---|
| | Table top | | |
| | • High-Pressure Laminate price group 1 | | |
| | – Small | +\$ 98 | Specify High-Pressure Laminate color number. |
| | – Medium | +\$ 101 | Specify High-Pressure Laminate color number. |
| | – Large | +\$ 107 | Specify High-Pressure Laminate color number. |
| | • High-Pressure Laminate price group 2 | See information at left | Specify High-Pressure Laminate color number. |
| | • High-Pressure Laminate price group 3 | See information at left | Specify High-Pressure Laminate color number. |
| | • Open Line laminate | +\$ 102 plus cost of laminate | ▶ See <i>Surface Materials Reference Manual</i> . |
| | • Wood group 1 | | |
| | – Small | +\$ 585 | Specify wood color number. |
| | – Medium | +\$ 601 | Specify wood color number. |
| | – Large | +\$ 640 | Specify wood color number. |
| | • Wood group 2 | | |
| | – Small | +\$ 744 | Specify wood color number. |
| | – Medium | +\$ 758 | Specify wood color number. |
| | – Large | +\$ 789 | Specify wood color number. |
| | • Wood group 3 | | |
| | – Small | +\$ 809 | Specify wood color number. |
| | – Medium | +\$ 819 | Specify wood color number. |
| | – Large | +\$ 862 | Specify wood color number. |
| • Customiz stain | No cost | Specify with <i>Customiz stain</i> . | |
| ▶ See <i>Surface Materials Reference Manual</i> . | | | |
| • Full-fill finish on wood group 1 | | | |
| – Small | +\$ 856 | Specify full-fill finish number. | |
| – Medium | +\$ 859 | Specify full-fill finish number. | |
| – Large | +\$ 923 | Specify full-fill finish number. | |
| • Glass | | | |
| – Small | +\$1140 | Specify glass color number. | |
| – Medium | +\$1142 | Specify glass color number. | |
| – Large | +\$1250 | Specify glass color number. | |
| • Solid surface | | | |
| – Small | +\$1165 | Specify solid surface color number. | |
| – Medium | +\$1203 | Specify solid surface color number. | |
| – Large | +\$1277 | Specify solid surface color number. | |
| | Base | | |
| | • Paint price group 1 | No cost | Specify paint color number. |
| | • Paint price group 2 | +\$ 52 | Specify paint color number. |
| | • Paint price group 3 | +\$ 105 | Specify paint color number. |

For laminate group 2 and 3 pricing, please refer to the electronic catalog or SmartTools.

Tip: Wood veneer tables have matching flat veneer profile edges.

 **For Canadian Pricing**
 Multiply U.S. Price by the Canadian price factor.
 ▶ See page 1 for details.

Tip: Overall table height is 13" including the base and table top.



Specification Information

| Style Number | U.S. Base Price |
|--------------|-----------------|
|--------------|-----------------|

Small Asymmetrical Table

| | |
|-------------|--------|
| TSBLNT3LEGS | \$ 950 |
|-------------|--------|

Medium Asymmetrical Table

| | |
|-------------|--------|
| TSBLNT3LEGM | \$ 981 |
|-------------|--------|

Large Asymmetrical Table

| | |
|-------------|--------|
| TSBLNT3LEGL | \$1043 |
|-------------|--------|



For Canadian Pricing

Multiply U.S. Price by the Canadian price factor.

▶ See page 1 for details.

Box Top Tables



Tip: Overall table width is 18".

For laminate group 2 and 3 pricing, please refer to the electronic catalog or SmartTools.

Tip: Wood veneer tables have matching flat veneer profile edges.

 **For Canadian Pricing**
Multiply U.S. Price by the Canadian price factor.
▶ See page 1 for details.

| Standard Includes | | Required to Specify |
|---------------------------------------|---|---|
| ▶ Need help? Product details, page 16 | <ul style="list-style-type: none"> • 3/4"-thick table top: Low-Pressure Laminate • 3 mm edge band: default color to match laminate • Base: paint price group 1 • Metal accent panel: paint price group 1 • Glides • Ships ready to assemble | <ol style="list-style-type: none"> 1 Style number 2 Size (see below under Required Selections) 3 Laminate color number for table top 4 Paint color number for base 5 Paint color number for metal accent panel 6 Options, if selected (see below) <p>▶ See <i>Surface Materials</i>, page 50.</p> |

| Required Selections | U.S. Price | Required to Specify |
|---------------------|-----------------|---------------------|
| Size | | |
| • 25"D x 18"H | Prices at right | Specify size. |
| • 25"D x 23"H | Prices at right | Specify size. |
| • 30"D x 18"H | Prices at right | Specify size. |
| • 30"D x 23"H | Prices at right | Specify size. |

| Options | U.S. Price | Required to Specify |
|---|-------------------------------|---|
| Surface Materials | | |
| Table top | | |
| • High-Pressure Laminate price group 1 | | |
| – 25"D x 18"H | +\$ 109 | Specify High-Pressure Laminate color number. |
| – 25"D x 23"H | +\$ 113 | Specify High-Pressure Laminate color number. |
| – 30"D x 18"H | +\$ 113 | Specify High-Pressure Laminate color number. |
| – 30"D x 23"H | +\$ 123 | Specify High-Pressure Laminate color number. |
| • High-Pressure Laminate price group 2 | See information at left | Specify High-Pressure Laminate color number. |
| • High-Pressure Laminate price group 3 | See information at left | Specify High-Pressure Laminate color number. |
| • Open Line laminate | +\$ 102 plus cost of laminate | ▶ See <i>Surface Materials Reference Manual</i> . |
| • Wood group 1 | | |
| – 25"D x 18"H | +\$ 774 | Specify wood color number. |
| – 25"D x 23"H | +\$ 828 | Specify wood color number. |
| – 30"D x 18"H | +\$ 828 | Specify wood color number. |
| – 30"D x 23"H | +\$ 860 | Specify wood color number. |
| • Wood group 2 | | |
| – 25"D x 18"H | +\$ 950 | Specify wood color number. |
| – 25"D x 23"H | +\$1021 | Specify wood color number. |
| – 30"D x 18"H | +\$1021 | Specify wood color number. |
| – 30"D x 23"H | +\$1057 | Specify wood color number. |
| • Wood group 3 | | |
| – 25"D x 18"H | +\$1037 | Specify wood color number. |
| – 25"D x 23"H | +\$1110 | Specify wood color number. |
| – 30"D x 18"H | +\$1110 | Specify wood color number. |
| – 30"D x 23"H | +\$1155 | Specify wood color number. |
| • Customiz stain | No cost | Specify <i>with Customiz stain</i> . |
| ▶ See <i>Surface Materials Reference Manual</i> . | | |
| • Full-fill finish on wood group 1 | | |
| – 25"D x 18"H | +\$ 950 | Specify full-fill finish number. |
| – 25"D x 23"H | +\$1021 | Specify full-fill finish number. |
| – 30"D x 18"H | +\$1021 | Specify full-fill finish number. |
| – 30"D x 23"H | +\$1057 | Specify full-fill finish number. |
| Base | | |
| • Paint price group 1 | No cost | Specify paint color number. |
| • Paint price group 2 | +\$ 52 | Specify paint color number. |
| • Paint price group 3 | +\$ 105 | Specify paint color number. |

▶ Options, continued on next page

► Options, continued from previous page

| Options | U.S. Price | Required to Specify |
|--|-----------------------------|---|
| Surface Materials, continued Metal accent panel <ul style="list-style-type: none"> • Paint price group 1 • Paint price group 2 • Paint price group 3 | No cost +\$ 52 +\$105 | Specify paint color number. Specify paint color number. Specify paint color number. |
| Metal Accent Panel Design <ul style="list-style-type: none"> • No design • With design | No cost +\$ 34 | Specify <i>with no design</i> . Specify <i>with design</i> . |
| Related Products <ul style="list-style-type: none"> • Power | | ► Page 48 |

Tip: The optional design is applied to the metal accent panel when specified.

Specification Information

| Style Number | Dimensions | | U.S. Base Price |
|--------------|------------|-----|-----------------|
| | D | H | |
| TSBLNTBX | 25" | 18" | \$1075 |
| | 25" | 23" | \$1120 |
| | 30" | 18" | \$1120 |
| | 30" | 23" | \$1188 |



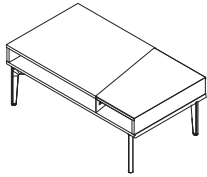
18"H Box Top Table



23"H Box Top Table

 **For Canadian Pricing**
 Multiply U.S. Price by the Canadian price factor.
 ► See page 1 for details.

Box Top Coffee Table



| Standard Includes | | Required to Specify |
|---|---|--|
| <ul style="list-style-type: none"> ▶ Need help? Product details, page 16 | <ul style="list-style-type: none"> • 3/4"-thick table top: Low-Pressure Laminate • 3 mm edge band: default color to match laminate • Base: paint price group 1 • Metal accent panel: paint price group 1 • Glides • Ships ready to assemble | <ol style="list-style-type: none"> 1 Style number 2 Laminate color number for table top 3 Paint color number for base 4 Paint color number for metal accent panel 5 Options, if selected (see below) <ul style="list-style-type: none"> ▶ See <i>Surface Materials</i>, page 50. |

For laminate group 2 and 3 pricing, please refer to the electronic catalog or SmartTools.

Tip: Wood veneer tables have matching flat veneer profile edges.

| Options | U.S. Price | Required to Specify |
|--|-------------------------------|---|
| Surface Materials | | |
| Table top | | |
| • High-Pressure Laminate price group 1 | +\$ 135 | Specify High-Pressure Laminate color number. |
| • High-Pressure Laminate price group 2 | See information at left | Specify High-Pressure Laminate color number. |
| • High-Pressure Laminate price group 3 | See information at left | Specify High-Pressure Laminate color number. |
| • Open Line laminate | +\$ 102 plus cost of laminate | ▶ See <i>Surface Materials Reference Manual</i> . |
| • Wood group 1 | +\$1477 | Specify wood color number. |
| • Wood group 2 | +\$1817 | Specify wood color number. |
| • Wood group 3 | +\$1982 | Specify wood color number. |
| • Customiz stain | No cost | Specify <i>with Customiz stain</i> . |
| | | ▶ See <i>Surface Materials Reference Manual</i> . |
| • Full-fill finish on wood group 1 | +\$1817 | Specify full-fill finish number. |
| Base | | |
| • Paint price group 1 | No cost | Specify paint color number. |
| • Paint price group 2 | +\$ 52 | Specify paint color number. |
| • Paint price group 3 | +\$ 105 | Specify paint color number. |
| Metal accent panel | | |
| • Paint price group 1 | No cost | Specify paint color number. |
| • Paint price group 2 | +\$ 52 | Specify paint color number. |
| • Paint price group 3 | +\$ 105 | Specify paint color number. |
| Metal Accent Panel Design | | |
| • No design | No cost | Specify <i>with no design</i> . |
| • With design | +\$ 34 | Specify <i>with design</i> . |

Tip: The optional design is applied to the metal accent panel when specified.

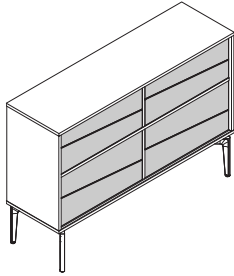
| Specification Information | | | | |
|---------------------------|-----|-----|------------------|------------|
| • Dimensions | | | • Style | • U.S. |
| D | W | H | Number | Base Price |
| 25" | 54" | 18" | TSBLNTBXC | \$1312 |

Tip: Overall table height is 18" including the base and table top.



For Canadian Pricing
 Multiply U.S. Price by the Canadian price factor.
 ▶ See page 1 for details.

Standing Storage



Tip: Full back Standing Storage shown.

Tip: Leg type will default to flush for Standing Storage.

For laminate group 2 and 3 pricing, please refer to the electronic catalog or SmartTools.

Tip: Wood veneer cases have matching flat veneer profile edges.

Tip: The optional design is applied to the metal accent panel when specified.

Tip: Sliding doors are only available on the full back storage.

Tip: If full back storage with YinYang panel position and accent panel with design are both selected, doors are not available.



For Canadian Pricing
Multiply U.S. Price by the Canadian price factor.
▶ See page 1 for details.

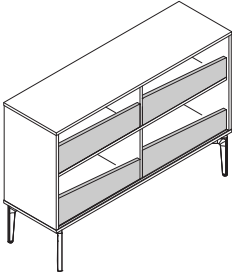
| Standard Includes | Required to Specify |
|---|--|
| <ul style="list-style-type: none"> ▶ Need help? Product details, page 18 • Case: Low-Pressure Laminate (LPL) • 3 mm edge band: default color to match laminate • Base: paint price group 1 • Metal accent panels: paint price group 1 • Glides • Ships ready to assemble | <ol style="list-style-type: none"> 1 Style number 2 Panel position for metal accent panels (see below under Required Selections) 3 Leg type for base (see below under Required Selections) 4 Low-Pressure Laminate color number for case 5 Paint color number for base 6 Paint color number for metal accent panel 7 Options, if selected <p>▶ See <i>Surface Materials</i>, page 50.</p> |

| Required Selections | U.S. Price | Required to Specify |
|---|--------------------|---|
| Panel Position <ul style="list-style-type: none"> • One sided • Yin yang | No cost No cost | Specify <i>with one sided panel position</i> . Specify <i>with yin yang panel position</i> . |
| Leg Type <ul style="list-style-type: none"> • Inset • Flush | No cost No cost | Specify <i>with inset leg type</i> . Specify <i>with flush leg type</i> . |

| Options | U.S. Price | Required to Specify |
|--|---|--|
| Surface Materials <ul style="list-style-type: none"> • Case <ul style="list-style-type: none"> • High-Pressure Laminate price group 1 • High-Pressure Laminate price group 2 • High-Pressure Laminate price group 3 • Open Line laminate • Wood group 1 • Wood group 2 • Wood group 3 • Customiz stain • Full-fill finish on wood group 1 | +\$ 307 See information at left See information at left +\$ 102 plus cost of laminate +\$1839 +\$2262 +\$2463 No cost +\$2262 | Specify High-Pressure Laminate color number. Specify High-Pressure Laminate color number. Specify High-Pressure Laminate color number. ▶ See <i>Surface Materials Reference Manual</i> . Specify wood color number. Specify wood color number. Specify wood color number. Specify <i>with Customiz stain</i> . ▶ See <i>Surface Materials Reference Manual</i> . Specify full-fill finish number. |
| <ul style="list-style-type: none"> • Base <ul style="list-style-type: none"> • Paint price group 1 • Paint price group 2 • Paint price group 3 • Metal accent panel <ul style="list-style-type: none"> • Paint price group 1 • Paint price group 2 • Paint price group 3 | No cost +\$ 52 +\$ 105 No cost +\$ 52 +\$ 105 | Specify paint color number. Specify paint color number. Specify paint color number. Specify paint color number. Specify paint color number. Specify paint color number. |
| Metal Accent Panel Design <ul style="list-style-type: none"> • No design • With design | No cost +\$ 34 | Specify <i>with no design</i> . Specify <i>with design</i> . |
| Sliding Doors <ul style="list-style-type: none"> • No doors • Doors without design • Doors with design | No cost +\$ 822 +\$ 857 | Specify <i>with no doors</i> . Specify <i>with doors without design</i> . Specify <i>with doors and design</i> . |
| <ul style="list-style-type: none"> • Paint on sliding doors, if selected <ul style="list-style-type: none"> • Paint price group 1 • Paint price group 2 • Paint price group 3 | No cost +\$ 52 +\$ 105 | Specify paint color number. Specify paint color number. Specify paint color number. |


Specification Information

| Dimensions | | | Style Number | U.S. Base Price |
|------------|---|---|--------------|-----------------|
| D | W | H | | |



Half Back

| | | | | |
|-----|-----|-----|------------------|--------|
| 18" | 60" | 42" | TSBLNSTS2 | \$2802 |
|-----|-----|-----|------------------|--------|



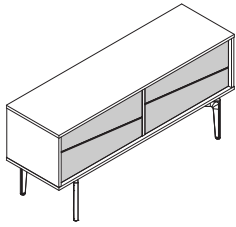
Full Back

| | | | | |
|-----|-----|-----|------------------|--------|
| 18" | 60" | 42" | TSBLNSTS1 | \$2939 |
|-----|-----|-----|------------------|--------|



For Canadian Pricing
 Multiply U.S. Price by the Canadian price factor.
 ▶ See page 1 for details.

Credenza



Tip: Full back Credenza shown.

| Standard Includes | | Required to Specify |
|---|--|--|
| <ul style="list-style-type: none"> ▶ Need help? Product details, page 18 | <ul style="list-style-type: none"> • Case: Low-Pressure Laminate (LPL) • 3 mm edge band: default color to match laminate • Base: paint price group 1 • Metal accent panels: paint price group 1 • Glides • Ships ready to assemble | <ol style="list-style-type: none"> 1 Style number 2 Panel position for metal accent panels (see below under Required Selections) 3 Leg type for base (see below under Required Selections) 4 Low-Pressure Laminate color number for case 5 Paint color number for base 6 Paint color number for metal accent panel 7 Options, if selected <p>▶ See <i>Surface Materials</i>, page 50.</p> |

Tip: Leg type will default to inset for Credenza.

| Required Selections | U.S. Price | Required to Specify |
|---|--------------------|---|
| Panel Position <ul style="list-style-type: none"> • One sided • Yin yang | No cost No cost | Specify with one sided panel position. Specify with Yin yang panel position. |
| Leg Type <ul style="list-style-type: none"> • Inset • Flush | No cost No cost | Specify with inset leg type. Specify with flush leg type. |

For laminate group 2 and 3 pricing, please refer to the electronic catalog or SmartTools.

Tip: Wood veneer cases have matching flat veneer profile edges.

| Options | U.S. Price | Required to Specify |
|--|---|--|
| Surface Materials | | |
| Case <ul style="list-style-type: none"> • High-Pressure Laminate price group 1 • High-Pressure Laminate price group 2 • High-Pressure Laminate price group 3 • Open Line laminate • Wood group 1 • Wood group 2 • Wood group 3 • Customiz stain • Full-fill finish on wood group 1 | +\$ 208 See information at left See information at left +\$ 102 plus cost of laminate +\$1240 +\$1526 +\$1663 No cost +\$1526 | Specify High-Pressure Laminate color number. Specify High-Pressure Laminate color number. Specify High-Pressure Laminate color number. ▶ See <i>Surface Materials Reference Manual</i> . Specify wood color number. Specify wood color number. Specify wood color number. Specify with Customiz stain. ▶ See <i>Surface Materials Reference Manual</i> . Specify full-fill finish number. |
| Base <ul style="list-style-type: none"> • Paint price group 1 • Paint price group 2 • Paint price group 3 | No cost +\$ 52 +\$ 105 | Specify paint color number. Specify paint color number. Specify paint color number. |
| Metal accent panel <ul style="list-style-type: none"> • Paint price group 1 • Paint price group 2 • Paint price group 3 | No cost +\$ 52 +\$ 105 | Specify paint color number. Specify paint color number. Specify paint color number. |
| Metal Accent Panel Design <ul style="list-style-type: none"> • No design • With design | No cost +\$ 34 | Specify with no design. Specify with design. |
| Sliding Doors <ul style="list-style-type: none"> • No doors • Doors without design • Doors with design | No cost +\$ 412 +\$ 446 | Specify with no doors. Specify with doors without design. Specify with doors and design. |
| Paint on sliding doors, if selected <ul style="list-style-type: none"> • Paint price group 1 • Paint price group 2 • Paint price group 3 | No cost +\$ 52 +\$ 105 | Specify paint color number. Specify paint color number. Specify paint color number. |

Tip: The optional design is applied to the metal accent panel when specified.

Tip: Sliding doors are only available on the full back storage.

Tip: If full back storage with YinYang panel position and accent panel with design are both selected, doors are not available.



For Canadian Pricing
 Multiply U.S. Price by the Canadian price factor.
 ▶ See page 1 for details.

Specification Information

| Dimensions | | | Style Number | U.S. Base Price |
|------------|---|---|--------------|-----------------|
| D | W | H | | |

Half Back

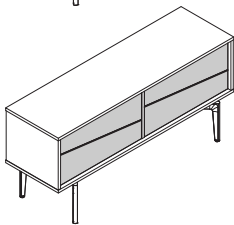
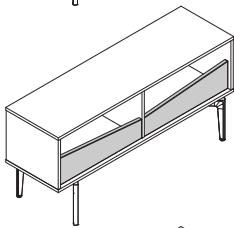
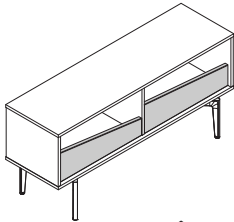
| | | | | |
|-----|-----|------|------------------|--------|
| 18" | 60" | 28½" | TSBLNSTC2 | \$1916 |
|-----|-----|------|------------------|--------|

Meet Me In The Middle

| | | | | |
|-----|-----|------|------------------|--------|
| 18" | 60" | 28½" | TSBLNSTC3 | \$1916 |
|-----|-----|------|------------------|--------|

Full Back

| | | | | |
|-----|-----|------|------------------|--------|
| 18" | 60" | 28½" | TSBLNSTC1 | \$1981 |
|-----|-----|------|------------------|--------|



Tip: Leg type will default to inset for Credenza.



For Canadian Pricing
 Multiply U.S. Price by the Canadian price factor.
 ▶ See page 1 for details.

One Seat Bench



Tip: All benches have a diagonal seam, regardless if they are solid or multicolor.



Tip: Multicolor seats have contrasting color within the same fabric family. (For example, 5H16 specified on front and 5H19 specified on back; both are Billiard Multi-Use by DesignTex.)

| Standard Includes | Required to Specify |
|--|---|
| <ul style="list-style-type: none"> ▶ Need help? Product details, page 20 • Upholstered seat: fabric price group 1 • Base: paint price group 1 • Side table, if selected: Low-Pressure Laminate | <ol style="list-style-type: none"> 1 Style number 2 Color scheme (see below under Required Selections) 3 Fabric color number for seat 4 Paint color number for base 5 Low-Pressure Laminate color number for side table, if selected 6 Options, if selected (see below) <p>▶ See <i>Surface Materials</i>, page 50.</p> |

| Required Selections | U.S. Price | Required to Specify |
|---|---|---|
| Color Scheme <ul style="list-style-type: none"> • Solid seat • Multicolor seat | <ul style="list-style-type: none"> No cost +\$ 70 | <ul style="list-style-type: none"> Specify solid seat color scheme. Specify multicolor seat color scheme. |

| Options | U.S. Price | Required to Specify |
|---|---|--|
| Surface Materials <p>Solid seat</p> <ul style="list-style-type: none"> • Fabric price group 1 • Fabric price group 2 • Fabric price group 3 • Fabric price group 4 • Fabric price group 5 • Fabric price group 6 • Fabric price group 7 • Fabric price group 8 • Fabric price group 9 • Fabric price group 10 • Steelcase leather • Elmosoft leather • Customer's Own Material (COM) • Customer's Own Leather | <ul style="list-style-type: none"> No cost +\$ 17 +\$ 37 +\$ 51 +\$ 68 +\$ 98 +\$134 +\$171 +\$206 +\$240 +\$268 +\$282 +\$ 55 +\$ 55 | <ul style="list-style-type: none"> Specify fabric color number. Specify fabric color number. Specify fabric color number. Specify fabric color number. Specify fabric color number. Specify fabric color number. Specify fabric color number. Specify fabric color number. Specify fabric color number. Specify fabric color number. Specify leather color number. Specify Elmosoft leather color number. <p>▶ See <i>Understanding Customer's Own Material (COM)</i>, page 56.</p> <p>Specify leather color number.</p> <p>▶ See <i>Surface Materials Reference Manual</i>.</p> |

| | | |
|---|---|--|
| <p>Multicolor seat</p> <ul style="list-style-type: none"> • Fabric price group 1 • Fabric price group 2 • Fabric price group 3 • Fabric price group 4 • Fabric price group 5 • Fabric price group 6 • Fabric price group 7 • Fabric price group 8 • Fabric price group 9 • Fabric price group 10 • Steelcase leather • Elmosoft leather • Customer's Own Material (COM) • Customer's Own Leather | <ul style="list-style-type: none"> No cost +\$ 34 +\$ 74 +\$102 +\$136 +\$196 +\$268 +\$342 +\$412 +\$480 +\$536 +\$564 +\$ 55 +\$ 55 | <ul style="list-style-type: none"> Specify fabric color number. Specify fabric color number. Specify fabric color number. Specify fabric color number. Specify fabric color number. Specify fabric color number. Specify fabric color number. Specify fabric color number. Specify fabric color number. Specify fabric color number. Specify leather color number. Specify Elmosoft leather color number. <p>▶ See <i>Understanding Customer's Own Material (COM)</i>, page 56.</p> <p>Specify leather color number.</p> <p>▶ See <i>Surface Materials Reference Manual</i>.</p> |
|---|---|--|

| | | |
|--|---|---|
| <p>Base</p> <ul style="list-style-type: none"> • Paint price group 1 • Paint price group 2 • Paint price group 3 | <ul style="list-style-type: none"> No cost +\$ 52 +\$105 | <ul style="list-style-type: none"> Specify paint color number. Specify paint color number. Specify paint color number. |
|--|---|---|

▶ Options, continued on next page

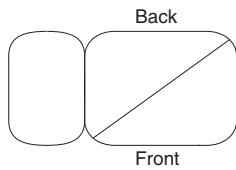


For Canadian Pricing
 Multiply U.S. Price by the Canadian price factor.
 ▶ See page 1 for details.

► Options, continued from previous page

| Options | U.S. Price | Required to Specify |
|--|------------------------------|--|
| Surface Materials, continued | | |
| Laminate side table | | |
| • Low-Pressure Laminate | No cost | Specify Low-Pressure Laminate color number. |
| • High-Pressure Laminate price group 1 | +\$111 | Specify High-Pressure Laminate color number. |
| • High-Pressure Laminate price group 2 | See information at left | Specify High-Pressure Laminate color number. |
| • High-Pressure Laminate price group 3 | See information at left | Specify High-Pressure Laminate color number. |
| • Open Line laminate | +\$102 plus cost of laminate | ► See <i>Surface Materials Reference Manual</i> . |
| Wood veneer side table | | |
| • Wood group 1 | +\$674 | Specify wood color number. |
| • Wood group 2 | +\$730 | Specify wood color number. |
| • Wood group 3 | +\$778 | Specify wood color number. |
| • Customiz stain | No cost | Specify with <i>Customiz stain</i> . |
| • Full-fill finish on wood group 1 | +\$856 | ► See <i>Surface Materials Reference Manual</i> Specify full-finish color number. |
| Thread Color Scheme | | |
| • Non-contrasting | No cost | Specify with <i>non-contrasting</i> . |
| • Contrasting | +\$ 35 | Specify with <i>contrasting</i> and select thread color number. |
| Side Table | | |
| • No table | No cost | Specify <i>without table</i> . |
| • With table | +\$174 | Specify <i>with table</i> . |

For laminate group 2 and 3 pricing, please refer to the electronic catalog or SmartTools.



Tip: Side table is always installed on the right side of the bench.

Tip: Thread color defaults to align with the lightest color on the seat unless contrasting thread is selected.

Tip: Contrasting thread option is only available on solid seats.

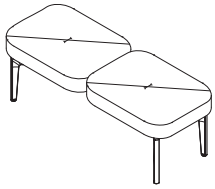


Specification Information


| Style Number | Dimension | | | U.S. Base Price |
|-------------------|-----------|-----|------|-----------------|
| | D | W | H | |
| Solid Seat | | | | |
| TSBLNS1 | 18" | 24" | 17¼" | \$998 |

 **For Canadian Pricing**
Multiply U.S. Price by the Canadian price factor.
► See page 1 for details.

Two Seat Bench



Tip: All benches have a diagonal seam, regardless if they are solid or multi-color.



Tip: Contrasting solid seats can have contrasting color from two different fabric families. (For example, 5H16 specified on left from Billiard Multi-Use by Designtex and 5F16 specified on right from Buzz2.)

Tip: Multicolor seats have contrasting color within the same fabric family. (For example, 5H16 specified on front and 5H19 specified on back; both are Billiard Multi-Use by Designtex.)

Tip: Customer's Own Material (COM) and Customer's Own Leather (COL) will only be charged once per style and not per seat. If seats are contrasting, you will get charged for either (COM) or (COL), but not both.



For Canadian Pricing
Multiply U.S. Price by the Canadian price factor.
▶ See page 1 for details.

| Standard Includes | Required to Specify |
|-------------------|---------------------|
|-------------------|---------------------|

- | | |
|--|--|
| ▶ Need help? Product details, page 20 | ▶ See <i>Surface Materials</i> , page 50. |
| <ul style="list-style-type: none"> • Two upholstered seats: fabric price group 1 • Base: paint price group 1 | <ol style="list-style-type: none"> 1 Style number 2 Color scheme (see below under Required Selections) 3 Fabric color number for seats 4 Paint color number for base 5 Options, if selected (see below) |

| Required Selections | U.S. Price | Required to Specify |
|---------------------|------------|---------------------|
|---------------------|------------|---------------------|

- | | | | |
|---------------------|---------------------------------------|---------|---|
| Color Scheme | • Solid, non-contrasting seats | No cost | Specify solid non-contrasting seat color scheme. |
| | • Solid, contrasting seats | +\$ 35 | Specify solid contrasting seat color scheme. |
| | • One solid seat, one multicolor seat | +\$ 69 | Specify one solid, one multicolor seat color scheme. |
| | • Multicolor, non-contrasting seats | +\$140 | Specify multicolor non-contrasting seat color scheme. |
| | • Multicolor, contrasting seats | +\$140 | Specify multicolor contrasting seat color scheme. |

| Options | U.S. Price | Required to Specify |
|---------|------------|---------------------|
|---------|------------|---------------------|

- | | | | |
|---------------------------------|---------------------------------|--|--|
| Surface Materials | Solid seat | | |
| | • Fabric price group 1 | No cost | Specify fabric color number. |
| | • Fabric price group 2 | +\$ 17 per seat | Specify fabric color number. |
| | • Fabric price group 3 | +\$ 37 per seat | Specify fabric color number. |
| | • Fabric price group 4 | +\$ 51 per seat | Specify fabric color number. |
| | • Fabric price group 5 | +\$ 68 per seat | Specify fabric color number. |
| | • Fabric price group 6 | +\$ 98 per seat | Specify fabric color number. |
| | • Fabric price group 7 | +\$134 per seat | Specify fabric color number. |
| | • Fabric price group 8 | +\$171 per seat | Specify fabric color number. |
| | • Fabric price group 9 | +\$206 per seat | Specify fabric color number. |
| • Fabric price group 10 | +\$240 per seat | Specify fabric color number. | |
| • Steelcase leather | +\$268 per seat | Specify leather color number. | |
| • Elmosoft leather | +\$282 per seat | Specify Elmosoft leather color number. | |
| • Customer's Own Material (COM) | +\$ 55 | ▶ See <i>Understanding Customer's Own Material (COM)</i> , page 56. Specify leather color number. | |
| • Customer's Own Leather | +\$ 55 | ▶ See <i>Surface Materials Reference Manual</i> . | |
| | Multicolor seat | | |
| | • Fabric price group 1 | No cost | Specify fabric color number. |
| | • Fabric price group 2 | +\$ 34 per seat | Specify fabric color number. |
| | • Fabric price group 3 | +\$ 74 per seat | Specify fabric color number. |
| | • Fabric price group 4 | +\$102 per seat | Specify fabric color number. |
| | • Fabric price group 5 | +\$136 per seat | Specify fabric color number. |
| | • Fabric price group 6 | +\$196 per seat | Specify fabric color number. |
| | • Fabric price group 7 | +\$268 per seat | Specify fabric color number. |
| | • Fabric price group 8 | +\$342 per seat | Specify fabric color number. |
| | • Fabric price group 9 | +\$412 per seat | Specify fabric color number. |
| | • Fabric price group 10 | +\$480 per seat | Specify fabric color number. |
| | • Steelcase leather | +\$536 per seat | Specify leather color number. |
| | • Elmosoft leather | +\$564 per seat | Specify Elmosoft leather color number. |
| | • Customer's Own Material (COM) | +\$ 55 | ▶ See <i>Understanding Customer's Own Material (COM)</i> , page 56. Specify leather color number. |
| | • Customer's Own Leather | +\$ 55 | ▶ See <i>Surface Materials Reference Manual</i> . |
| | Base | | |
| | • Paint price group 1 | No cost | Specify paint color number. |
| | • Paint price group 2 | +\$ 52 | Specify paint color number. |
| | • Paint price group 3 | +\$105 | Specify paint color number. |

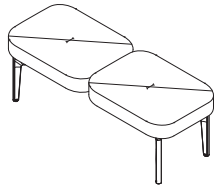
▶ Options, continued on next page

► Options, continued from previous page

| | Options | U.S. Price | Required to Specify |
|----------------------------|--|---------------------------|--|
| Thread Color Scheme | <ul style="list-style-type: none"> • Non-contrasting • Contrasting | No cost +\$35 per seat | Specify <i>with non-contrasting</i> . Specify <i>with contrasting</i> and select thread color number. |

Tip: Contrasting thread option is only available on solid non-contrasting.

Tip: Thread color defaults to align with the lightest color on the seat unless contrasting thread is selected.



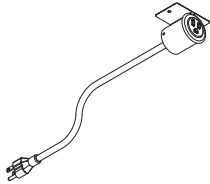
| Specification Information | | | | |
|---------------------------|-----------|-----|------|-----------------|
| Style Number | Dimension | | | U.S. Base Price |
| | D | W | H | |
| TSBLNS2 | 18" | 48" | 17¼" | \$1699 |



For Canadian Pricing
 Multiply U.S. Price by the Canadian price factor.
 ► See page 1 for details.

Power

Round



Tip: Box Top Tables have pre-drilled pilot holes in the front and back undersides of the table to accommodate power.

| Standard Includes | Required to Specify |
|-------------------|---------------------|
|-------------------|---------------------|

- | | | |
|---|---|--|
| <ul style="list-style-type: none"> ▶ Need help? Product details, page 22 | <ul style="list-style-type: none"> • One simplex spill proof receptacle: plastic • Bracket: 7360 Merle • 72" long 15-amp power cord with wall plug • Cable management twist tie • Shipped ready to install | <ul style="list-style-type: none"> 1 Style number 2 Plastic color number for power 3 Options, if selected (see below) ▶ See <i>Surface Materials</i>, page 50. |
|---|---|--|

| Options | U.S. Price | Required to Specify |
|---------|------------|---------------------|
|---------|------------|---------------------|

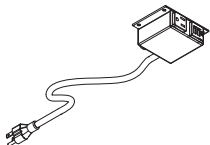
| | | | |
|----------------------------|--|---|--|
| Power/USB Schematic | <ul style="list-style-type: none"> • 1 Power • 2 USB | <ul style="list-style-type: none"> No cost +\$106 | <ul style="list-style-type: none"> Specify with 1 power. Specify with 2 USB. |
|----------------------------|--|---|--|

| | | |
|-------------------------|--|---|
| Related Products | <ul style="list-style-type: none"> • Box Top Tables | <ul style="list-style-type: none"> ▶ Page 36 |
|-------------------------|--|---|

| Specification Information | |
|---------------------------|--|
|---------------------------|--|

| | |
|---------------------|------------------------|
| Style Number | U.S. Base Price |
| TSBLNPRND | \$140 |

Module



Tip: Box Top Tables have pre-drilled pilot holes to accommodate power.

| Standard Includes | Required to Specify |
|-------------------|---------------------|
|-------------------|---------------------|

- | | | |
|---|---|--|
| <ul style="list-style-type: none"> ▶ Need help? Product details, page 22 | <ul style="list-style-type: none"> • Two simplex receptacles: 6000 Black • Bracket: 7360 Merle • 72" long 15-amp power cord with wall plug • Cable management twist tie • Shipped ready to install | <ul style="list-style-type: none"> 1 Style number 2 Options, if selected (see below) |
|---|---|--|

| Options | U.S. Price | Required to Specify |
|---------|------------|---------------------|
|---------|------------|---------------------|

| | | | |
|----------------------------|---|---|---|
| Power/USB Schematic | Module | U.S. Price | Required to Specify |
| | <ul style="list-style-type: none"> • 2 Power • 1 Power, 2 USB | <ul style="list-style-type: none"> No cost +\$106 | <ul style="list-style-type: none"> Specify with 2 power. Specify with 1 power, 2 USB. |

| | | |
|-------------------------|--|---|
| Related Products | <ul style="list-style-type: none"> • Box Top Tables | <ul style="list-style-type: none"> ▶ Page 36 |
|-------------------------|--|---|

| Specification Information | |
|---------------------------|--|
|---------------------------|--|

| | |
|---------------------|------------------------|
| Style Number | U.S. Base Price |
| TSBLNPMOD | \$154 |



For Canadian Pricing
 Multiply U.S. Price by the Canadian price factor.
 ▶ See page 1 for details.

Surface Materials

This listing includes all the surface material choices that are available for the products in this specification guide.

Resources

For more information about surface materials, refer to the following resources:

Additional surface materials specification tools are available to assist you in the specification process—the Surface Materials Binders.

The global surface materials palette is a core collection of finishes that is available across multiple geographies (Americas/EMEA – Europe, Middle East, and Africa/APAC – Asia Pacific) and on global product lines, where applicable. For a list of finishes included in the offering, see the *Surface Materials Reference Manual*. Additional details, like product approvals by geography and finish number conversions, can also be found in the *Surface Materials Reference Manual* or see steelcase.com/surface-materials.

Surface Materials Binders include:

- *Surface Materials Reference Manual*
- A complete set of swatch cards for hard surfaces, vertical surface fabrics, and seating upholstery

Wood

Steelcase carefully selects veneer and solid wood for consistent color and grain structure. Wood is a natural material and variations will occur in color, grain and texture. These variations are part of the inherent natural beauty of wood and are not considered defects.

Wood veneers and solid wood finishes will not be an exact match to woodgrain laminates. We highly recommend ordering physical samples to understand visual differences.

Forest Stewardship Council (FSC) certified wood (veneer and core) is available on most Steelcase wood products through the Specials RFQ process.

All wood products will darken with age and exposure to ultraviolet light. This is especially apparent with cherry and maple veneer. We recommend that desk accessories be rearranged periodically to ensure even aging of wood surfaces.

When storing your wood furniture, please follow the following guidelines:

- Do not store products in trailers
- Store products in areas that simulate office temperatures (60°F to 90°F)
- Store products in areas that maintain constant, office-like humidity levels
- Keep product away from light. Cover products to make sure they are not exposed to light.

Ⓜ = Established

Steelcase Surfaces

Veneer

Veneers are matched for proper balance and consistency. Veneers are available or quarter cut, except for Oak, which is rift cut.

▶ Refer to the *Veneer Cut Guidelines* on page 55 for descriptions of each cut.

Open-pore finish is a medium gloss finish that leaves the wood grain texture visible to the eye and distinguishable to the touch.

Veneer

Wood Group 1

Flat-cut open-pore

- 3062 FC/OP Graphite Walnut
- 3402 FC/OP Clear Cherry (Aged) Ⓜ
- 3412 FC/OP Natural Cherry Ⓜ
- 3422 FC/OP Medium Cherry
- 3522 FC/OP Clear Maple
- 3592 FC/OP Blonde on Maple Ⓜ
- 3702 FC/OP Clear Walnut
- 3712 FC/OP Natural Walnut
- 3752 FC/OP Medium Walnut Ⓜ
- 3762 FC/OP Dark Walnut
- 3772 FC/OP Medium Mahogany on Walnut

Flat-Cut Open-Pore, Natural Veneer

- 3342 FC/OP Black Walnut
- 35A2 FC/OP Blanch Maple
- 37A2 FC/OP Thunder Walnut

Quarter-Cut Open-Pore

- 3042 QC/OP Ash
- 3222 QC/OP Clear Maple
- 3292 QC/OP Blonde on Maple Ⓜ
- 3302 QC/OP Clear Walnut
- 3312 QC/OP Natural Walnut
- 3352 QC/OP Medium Walnut Ⓜ
- 3362 QC/OP Dark Walnut
- 3372 QC/OP Medium Mahogany on Walnut
- 3382 QC/OP Graphite Walnut

Quarter-Cut Open-Pore, Natural Veneer

- 32A2 QC/OP Blanch Maple
- 33A2 QC/OP Thunder Walnut
- 3392 QC/OP Black Walnut

Rift-Cut Open-Pore

- 3602 RC/OP Desert Oak

Rift-Cut Full-Fill, Natural Veneer

- 36A2 RC/OP Volcanic Oak

Wood Group 3

Flat-Cut Open-Pore, Natural Veneer

- 3082 FC/OP Washed Walnut

Wood Group 1

Open-Pore Planked Veneer

- 3P41 OP Planked Cherry
- 3P51 OP Planked Maple
- 3P61 OP Planked Oak
- 3P71 OP Planked Walnut
- 3VFX OP Unmarked Oak

Tip: Known for its uniqueness, planked veneer has intentional and natural variations that include, but are not limited to: character marks, grain pattern, color, and natural color aging.

Full-Fill

Full-fill finish is a medium-gloss finish that completely fills the grain texture, yet allows the grain pattern to be seen. The wood has a lustrous, satiny look, and it is smooth to the touch. This finish is available on the wood worksurface or field-installed top only.

Wood Group 2

Flat-Cut Full-Fill

- 3064 FC/FF Graphite Walnut
- 3404 FC/FF Clear Cherry (Aged)
- 3414 FC/FF Natural Cherry Ⓜ
- 3424 FC/FF Medium Cherry
- 3524 FC/FF Clear Maple
- 3544 FC/FF Blonde on Maple Ⓜ
- 3704 FC/FF Clear Walnut
- 3714 FC/FF Natural Walnut
- 3754 FC/FF Medium Walnut Ⓜ
- 3764 FC/FF Dark Walnut
- 3774 FC/FF Medium Mahogany on Walnut

Flat-Cut Full-Fill, Natural Veneer

- 3734 FC/FF Black Walnut

Quarter-Cut Full-Fill

- 3224 QC/FF Clear Maple
- 3294 QC/FF Blonde on Maple Ⓜ
- 3304 QC/FF Clear Walnut
- 3314 QC/FF Natural Walnut
- 3354 QC/FF Medium Walnut Ⓜ
- 3364 QC/FF Dark Walnut
- 3374 QC/FF Medium Mahogany on Walnut
- 3384 QC/FF Graphite Walnut

Quarter-Cut Full-Fill, Natural Veneer

- 3394 QC/FF Black Walnut

Rift-Cut Full-Fill

- 3604 RC/FF Desert Oak

Wood Group 3

Flat-Cut Full-Fill, Natural Veneer

- 3084 FC/FF Washed Walnut

Premium Veneers

A selection of Premium veneers in this collection are available on most Steelcase brand products. The collection will be available as close to standard leadtimes as possible. However, because adequate supplies of veneer and solids must be secured, all orders will be scheduled individually. Leadtimes will vary based on Premium veneer and Premium solids availability at the time the order is placed. The collection is available as Wood Group 3 as part of our Select Surface program, and supported like standard veneers to make ordering easy. Please see the Steelcase surface materials section on village.steelcase.com for sample information and product line availability. All premium veneers are in clear-coat.

Wood Group 3

Quarter-Cut Open-Pore
3832 QC/OP Figured Anegre

Select Surfaces

Composite Veneer

Composite veneers are an engineered wood intended to create specific grain patterns and characteristics. They are pre-stained and finished with Steelcase's Clarity water-borne UV topcoat, which protects the environment while providing durability and clarity. Only open-pore finishes are available on composite wood. Composite veneer and matching edge bands are available on most Steelcase brand products. Composites, for use as a solid nosing substitute, are not available. Steelcase does not recommend mixing composite veneers with natural solid nosings because composite and natural wood grain and color matching are rarely compatible. Composite veneers are available as Wood Group 1 pricing as part of our Select Surfaces program.

Wood Group 1

Flat-Cut Open-Pore
3JDX FC/OP Oak Composite
3JJX FC/OP Walnut Composite

Quarter-Cut Open-Pore

3F8X QC/OP European Walnut Composite
3GGX QC/OP Zebrano Composite
3HGX QC/OP Oak Composite
3HVX QC/OP Walnut Composite
3ZNX QC/OP Night Cerused Oak Composite

Custom Surfaces

Customiz stain is a service that allows you to create your own stain colors and finishes on standard veneer. Customiz stain color is available on all product lines that offer wood veneer.

A \$500 stain-matching fee applies on CUSTOMIZ requests (Exception: The \$500 fee does not apply on matches to Coalesse standard finishes or for a low-gloss finish request on a standard color). The \$500 fee covers the cost of formulating the Customiz color finish and applies regardless of whether or not an order for product is placed.

In addition, an approval form must be signed to indicate customer acceptance of Customiz match. A \$1500 initiation fee will be charged prior to first order entry. This initiation fee activates the finish for unlimited use on any Steelcase product for an 18 month time period. After the 18 month time period has lapsed, the Customiz finish may be reactivated for another 18 months for a \$1000 fee at any point within five years after the \$1500 initiation fee was paid. If the finish is not reactivated within five years after the \$1500 initiation fee was paid, the finish will be culled and the customer will need to pay the \$1500 initiation fee again. All style number related Customiz charges products are no cost as of April 2014. The matching and initiation fees are not discountable.

Customiz stain takes 10 days to formulate. Consult the *Surface Materials Reference Manual* for more information. Custom veneers are also available and must be quoted by Steelcase specials group. Customiz stain on custom veneers takes 2 to 4 weeks to formulate.

Requirements and information on ordering a Customiz stain color are found in the *Surface Materials Reference Manual*.

Laminate

Steelcase Surfaces

High-Pressure Laminate

Price Group 1

Applies to:

- Bassline Occasional Tables
- Bassline Box Top Tables
- Bassline Bench Seating (optional side table)

Fiber Laminate

- 2850 Vanadium Fiber
- 2854 Vellum Fiber **E**
- 2860 Granite Fiber
- 2862 Stucco Fiber **E**

Micro Laminate

- 2920 Marl Micro
- 2921 Gypsum Micro
- 2922 Clay Micro
- 2923 Shadow Micro **E**

Patina Laminate

- 2870 Blonde Bronze Patina
- 2873 Instant Iron Patina

Solid Laminate

- 2722 Cream **E**
- 2730 Arctic White
- 2746 Black
- 2759 Warm White
- 2811 Mist **E**
- 2883 Seagull
- 2884 Milk
- 2885 Dune
- 2HAA Persian Salt
- 2HAB Rose
- 2HAC Indigo
- 2HAD Green Citrine
- 2HAE Dark Olivine
- 2HAF Cloudy
- 2HMG Merle
- 2HWU Clay
- 2HWV Chalk

Speckle Laminate

- 2820 Coffee Speckle **E**
- 2823 Driftwood Speckle
- 2824 Smoke Speckle
- 2825 Vanadium Speckle

Tip: Some wood veneer finishes and woodgrain laminates share the same name. Because of the difference in materials, veneers and laminates of the same name are not an exact match but do coordinate with each other.

Surface Materials, continued

Woodgrain Laminate

- 2406 Clear Cherry **E**
 - 2409 Clear Maple
 - 2410 Graphite Walnut*
 - 2412 Natural Cherry
 - 2422 Medium Cherry
 - 2511 Winter on Maple
 - 2535 Virginia Walnut
 - 2536 Blackwood **E**
 - 2538 Clear Walnut
 - 2592 Blonde on Maple **E**
 - 2714 Natural Walnut **E**
 - 2HAK Clear Oak
 - 2HAN Ash Noce
 - 2HAT Acacia
 - 2HAW Ash Wenge
 - 2HBN Bisque Noce
 - 2HBW Bisque Wenge
 - 2HCN Clay Noce
 - 2HCW Clay Wenge
 - 2HSN Storm Noce
 - 2HSW Storm Wenge
 - 2HWA Grey Kingswood
 - 2HWB Planked Walnut
 - 2HWD Resolute Walnut
 - 2HWE Natural Recon
 - 2HWF Smoked Walnut
- * When blending laminate and veneer on the same unit, the Graphite Walnut laminate is Quarter Cut and matches Quarter Cut Graphite Walnut veneer.

Price Group 2

Textured Laminate

- 2TH2 Fawn Cypress
 - 2TH4 Saddle Oak
 - 2TH5 Veranda Teak
 - 2TH7 Walnut Heights
 - 2UH1 Reclaimed Aggregate
 - 2UH2 Reclaimed Gravel
 - 2UH4 Cement**
 - 2UH6 Sheetrock
- **2UH4 Cement has limited sizing availability, determined by product sizing and/or options. Rectangular tops with a width of 143" or greater and round tops with a diameter of 59" or greater are not available.

Price Group 3

Solid Laminate

- 24H1 Satin White
- 24H2 Satin Black
- 24H3 Satin Stone
- 24H4 Satin Mocha

Steelcase Surfaces

Low-Pressure Laminate

Applies to:

- Bassline Occasional Tables
- Bassline Box Top Tables
- Bassline Bench Seating (optional side table)

Fiber Laminate

- 2L50 Vanadium Fiber LPL

Solid Laminate

- 247L Black V2 LPL
- 2L30 Arctic White LPL
- 2L83 Seagull LPL
- 2L84 Milk LPL
- 2L85 Dune LPL
- 2LMG Merle LPL

Woodgrain Laminate

- 24L0 Graphite Walnut LPL
- 25L1 Winter on Maple LPL
- 25L5 Virginia Walnut LPL
- 25L6 Blackwood LPL **E**
- 25L8 Clear Walnut LPL
- 267L Marbled Cherry V2 LPL **E**
- 26L1 Natural Cherry V2 LPL
- 2L09 Clear Maple LPL
- 2LAK Clear Oak LPL
- 2LAN Ash Noce LPL
- 2LAT Acacia LPL
- 2LAW Ash Wenge LPL
- 2LBN Bisque Noce LPL
- 2LBW Bisque Wenge LPL
- 2LCN Clay Noce LPL
- 2LCW Clay Wenge LPL
- 2LSN Storm Noce LPL
- 2LSW Storm Wenge LPL
- 2LWA Grey Kingswood LPL
- 2LWB Planked Walnut LPL
- 2LWD Resolute Walnut LPL
- 2LWF Smoked Walnut LPL
- 2LWG Natural Recon LPL
- 2TL2 Fawn Cypress LPL

Custom Surfaces

Open Line Laminate (OLL)

This service allows you to order non-standard laminate at an additional processing fee of \$102 U.S. per unit, plus the cost of the laminate.

High-Pressure Laminate pricing does not include premium or digitally printed patterns from any suppliers. Laminate cost may also vary for basic or standard laminates from other suppliers. Please contact the OLL consultant at 616.475.2426 for pricing. The cost of the laminate will be added to your invoice as a separate line on the acknowledgement.

When processing orders for Open Line laminate, specify 2900 in the laminate finish field and enter the OLL manufacturer information. Specify appropriate 2K finish number for the edge finish.

Laminate Approval and Material Requirements

To confirm whether a particular laminate has already been tested for use on a specific Steelcase product or to determine material square foot requirements:

- Visit www.steelcase.com

For additional information, refer to the *Steelcase Surface Materials Reference Manual*.

Price Group 3

Accent Paint

- 1ATG Rose Quartz
- 4AV3 Blue Jay
- 4AV4 Baltic
- 4AX1 Citron
- 4AY2 Chili
- 4AZ5 Marlin
- 4CL1 Dark Olivine
- 4CL2 Ice Blue
- 4CL3 Aura
- 4CL4 Sea Glass
- 4CL5 Light Matcha
- 4CL6 Terra
- 4CL7 Sandstone
- 4CL8 Smokey Plum
- 4CZ5 Honey
- 4CZ6 Lagoon
- 4CZ8 Light Peacock

Applies to:

- Bassline Storage Bases
- Bassline Table Bases

Coatings

- 1ATT Cast Shadow

Lux Coatings

- 4B20 Obsidian
- 4B22 Matte Brass
- 4B23 Burnished Bronze
- 4B24 Night Bronze
- 4B25 Matte Copper
- 4B26 Smoked Mica
- 4B29 Cast Iron

Custom Surfaces

Perfect Match

PerfectMatch is a service that allows you to create your own paint color. Refer to the *Surface Materials Reference Manual* for more information about this program.

Price Group 3

- 4990 PerfectMatch Paint

Steelcase Surfaces

Applies to:

- Bassline Storage Bases
- Bassline Storage Sliding Doors
- Bassline Table Bases
- Bassline Metal Accent Panel

Price Group 1

Smooth Paint

- 4238 Mocha
- 4239 Clay
- 4240 Chalk
- 4242 Milk

Textured Paint

- 7207 Black
- 7225 Sand
- 7237 Slate
- 7238 Fieldstone
- 7239 Midnight
- 7241 Arctic White
- 7243 Seagull
- 7250 Sterling Dark Solid
- 7360 Merle

Price Group 2

Smooth Paint

- 0835 Black
- 4140 Arctic White Gloss
- 4144 Black Gloss
- 4700 Warm White

Metallic Paint

- 4743 Mineral Metallic
- 4750 Champagne Metallic
- 4798 Sterling Metallic
- 4799 Platinum Metallic
- 4803 Near Black Metallic

Textured Metallic

- 7245 Carbon Metallic
- 7246 Midnight Metallic

E = Established

Plastic

Steelcase Surfaces

- 6000 Black
- 6009 Arctic White
- 6034 Natural Cherry
- 6036 Medium Cherry
- 6037 Winter on Maple
- 6038 Blonde on Maple **E**
- 6041 Natural Walnut **E**
- 6052 Milk
- 6053 Seagull
- 61AA Persian Salt
- 61AB Rose
- 61AC Indigo
- 61AD Green Citrine
- 61AE Dark Olivine
- 61AF Cloudy
- 6213 Acacia
- 6219 Clear Oak
- 6231 Graphite Walnut*
- 6237 Clear Maple*
- 6242 Virginia Walnut
- 6243 Blackwood **E**
- 6245 Clear Walnut
- 6249 Platinum Solid
- 6271 Plywood
- 6527 Merle
- 6619 Ice
- 6631 Cream **E**
- 6635 Dawn
- 6636 Mist
- 6654 Sand
- 6655 Warm White
- 6695 Midnight
- 6697 Fog
- 6698 Fieldstone
- 66WA Grey Kingswood
- 66WB Planked Walnut
- 66WD Resolute Walnut
- 66WE Natural Recon
- 66WF Smoked Walnut
- 66WU Clay
- 66WV Chalk
- 6703 Ash Wenge
- 6704 Storm Wenge
- 6705 Bisque Wenge
- 6706 Clay Wenge
- 6707 Ash Noce
- 6708 Bisque Noce
- 6709 Clay Noce
- 6710 Storm Noce
- 6T02 Fawn Cypress
- 6T04 Saddle Oak
- 6T05 Veranda Teak
- 6T07 Walnut Heights
- 6T08 Aggregate
- 6T09 Gravel
- 6T10 Cement
- 6T12 Sheetrock
- * Not available on Low-Pressure Laminate

E = Established

Glass

Steelcase Surfaces

- Applies to:
- Occasional Tables
 - Asymmetrical Tables
- 6500 Clear
 - 6530 Frosted
 - ACB Black
 - ACC Sea Salt/Crystal
 - Spring
 - ACG Goldenrod
 - ACM Midnight
 - ACP Poppy
 - ACS Sage

Solid Surface

- Applies to:
- Occasional Tables
 - Asymmetrical Tables

Select Surfaces Program: Solid Surface

A collection of solid surfaces are available as part of a Select Surfaces Program. The collection is from the solid surface offering. Samples can be ordered through corian.com

To order these solid surfaces, enter the finish code which corresponds with the solid surface price group.

| Price Group | Finish Code |
|-------------|-------------|
| A | 29DA |
| B | 29DB |
| C | 29DC |
| D | 29DD |

Then enter the solid surface information in the Special Solid Surface Information pop up window. If prompted, enter the finish code CORIAN0001 based on the solid surface supplier.

Solid Surface Offering

Price Group A

- Cameo White
- Vanilla

Price Group B

- Abalone
- Aurora
- Canyon
- Modern White
- Platinum
- Sahara
- Sandstone
- Savannah
- Silt

Price Group C

- Arctic Ice
- Cocoa Brown
- Concrete
- Deep Night Sky
- Deep Nocturne
- Designer White
- Doeskin
- Dove
- Glacier Ice
- Matterhorn
- Raffia
- Rice Paper
- Seafoam
- Serene Sage
- Silver Birch
- Silverite
- Venaro White
- Whisper
- White Jasmine
- Willow

Price Group D

- Arrowroot
- Clam Shell
- Ecru
- Juniper
- Lava Rock
- Natural Gray
- Rain Cloud
- Rosemary
- Sagebrush
- Sand Storm
- Sandalwood
- Sorrel
- Thyme
- Witch Hazel

Select Surfaces

For information on products within Select Surfaces, including accent paints and fabrics from Designtex, Gabriel, Kvadrat, and Pollack, please refer to the *Surface Materials Reference Manual* or visit steelcase.com/surface-materials under the Select Surfaces section.

Custom Surfaces

Price Group COM (Customer's Own Material)

Fabric Approval and Yardage

To confirm whether a particular COM material has already been tested for use on a specific Steelcase product or to determine actual yardage requirements:

- Visit www.steelcase.com

For additional information regarding Customer's Own Material, call 1.888.STEELCASE (1.888.783.3522) or send an e-mail to lineone@steelcase.com.

Surface Materials, continued

Seating Upholstery

- Applies to:
- Bassline Bench Seating

Steelcase Surfaces

Not every upholstery is available on every chair. For additional information, refer to the *Surface Materials Reference Manual*.

Price Group 1

- Buzz2
- Era
- Jacks **E**
- New Black: Bruce
- New Black: Henry
- Link

Price Group 2

- Chainmail
- Cogent: Connect
- Foundation
- New Black: Harley
- New Black: Jack
- New Black: James
- Nitelights
- Stand In

Price Group 3

- Billiard Multi-Use by Designtex
- Gaja
- Redeem
- Retrieve

Price Group 5

- Bo Peep
- Remix
- Silk

Price Group 6

- Brisa

Price Group 7

- Steelcut Trio

Leather Price Group

Steelcase Leather

- L107 Black **E**
- L207 Mahogany **E**
- L220 Soapstone **E**
- L221 Rocky **E**

Elmosoft Leather Price Group

Elmosoft Leather

- L110 Maritime Blue
- L111 Midnight Blue
- L112 Ebony
- L113 Gunmetal
- L114 Mica
- L115 Dove Grey
- L116 Plum Pleasure
- L122 Truffle
- L128 Red Birch
- L133 Espresso
- L134 Ruby
- L135 Scarlet
- L138 Bourbon
- L139 Cinder
- L140 Garnet
- L143 Pecan
- L144 Chamois
- L146 Russet
- L147 Saddle
- L151 White
- L709 Sugar
- L711 Parchment
- L717 Cameo
- L723 Storm
- L730 Hunter
- L743 Forest Green
- L747 Cigar
- L749 Beaver
- L750 Bluffstone
- L752 Oxblood
- L755 Peanut Butter
- L758 Mustard
- L762 Canvas
- L763 Macadamia
- L768 Tropical
- L769 Mauve
- L770 Cadet
- L772 Timberwolf
- L773 Chalice
- L774 Oil
- L775 Coyote

Select Surfaces

For information on products within Select Surfaces, including accent paints and fabrics from Designtex, Gabriel, Kvadrat, and Pollack, please refer to the *Surface Materials Reference Manual* or visit www.steelcase.com/surface-materials under the Select Surface section.

Custom Surfaces

Price Group COM (Customer's Own Material)

Fabric Approval and Yardage

To confirm whether a particular COM material has already been tested for use on a specific Steelcase product or to determine actual yardage requirements:

- Visit www.steelcase.com

For additional information regarding Customer's Own Material, call 1.888.STEELCASE.

- Applies to:
- Bench Seating

Steelcase Select Surfaces Program: Upholstery

Steelcase Select Surfaces Program Partners:

- Architex
- Arc-Com
- CF Stinson
- Designtex
- Mayer
- Momentum
- Ultrafabrics

A collection of textiles are available as part of a Select Surfaces Program. The collection from the leading suppliers in the market consists of high-performance textiles. Note that not all fabrics can be applied to all seating products. Refer to the Steelcase COM database for the most current application information.

To order these fabrics, enter the finish code which corresponds with the fabric price group.

| Price Group | Finish Code |
|-------------|-------------|
| 2 | 59DB |
| 3 | 59DC |
| 4 | 59DD |
| 5 | 59DE |
| 6 | 59DF |
| 7 | 59DG |
| 8 | 59DH |
| 9 | 59DJ |
| 10 | 59DK |

Then enter the fabric information in the Special Fabric Information pop up window.

Fabric application direction must be specified: For additional information, refer to the *Surface Materials Reference Manual*.

For a comprehensive list of patterns and price grades in Steelcase Health offering, visit steelcasehealth.com/resources/grade-in

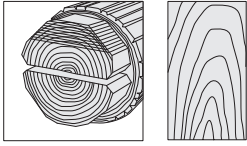
Thread

Steelcase Surfaces

- Applies to:
- Bassline Bench Seating
 - UB01 Charcoal
 - UB02 Ash
 - UB03 Powder Blue
 - UB04 Evergreen
 - UB05 Bright Red

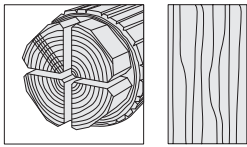
E = Established

Veneer Cut Guidelines



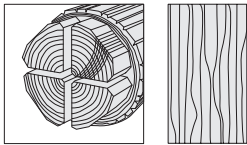
Flat Cut

Veneer is cut parallel to the flat side of the cant at a tangent to the growth rings of the tree. This produces a cathedral or oval pattern. On average, there is a 6-8" wide leaf width. On an 18" wide surface, there will likely be three leaves showing a repeated pattern.



Quarter Cut

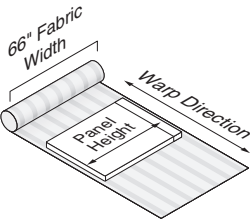
Veneer is cut from quarter sections of the log which are produced by cutting each cant in half. Cutting lines are at an angle of approximately 90 degrees to the growth rings at the center of the quarter. This produces a straight grain or ribbon pattern. On average, leaves are 2½-4" wide.



Rift Cut

This veneer cut is specifically for oak. Cutting lines are an arc approximately perpendicular to the growth rings. This produces a comb-like straight grain or ribbon pattern. On average, leaves are 2½-4" wide.

Specification Guidelines for Vertical Fabric Applications



Warp horizontal means the height dimension of the tackboard is perpendicular to the warp of the fabric.

Application Topics

Tip: Fabric warp direction cannot be altered from standard on tackboards.

Customer's Own Material Yardage Requirements

Pre-approved fabrics are available. To determine if the fabric you want is on the pre-approved list, call a COM Consultant at 616.246.9822.

Surface Materials Representatives

are also available to answer your questions and to provide clarification. They can also help with situations where you are using fabrics under 66"W. Call 616.246.9822.

For further information regarding COM fabrics, refer to the *Steelcase Surface Materials Reference Manual*.

Additional fabric is required to accommodate flaws, wrinkles, and other imperfections.

Standard Warp Directions

| Fabric | Standard | Tackboards |
|---------------------------------|----------|------------|
| Abacus E | D | H |
| Alloy | D | H |
| Bariolage | D | H |
| Billiard Multi-Use by DesignTex | D | HO |
| Boccie | D | H |
| Buzz2 | D | HO |
| Charm* | D | H |
| Code | D | H |
| Flip: Orbit | D | HO |
| Flip: TexHex | D | HO |
| Fresco | D | H |
| Lapel | D | H |
| Latch | D | H |
| Optic | D | H |
| Pianista | D | HO |
| Rhythm | D | H |
| Stencil | D | HO |
| Tinsel* | D | H |


D = Directional
 ND = Non-directional
 H = Warp horizontal
 HO = Horizontal only




For DesignTex Cutting Direction, see *Surface Materials Reference Manual*.

*These fabrics have some color restrictions. Check the *Surface Materials Reference Manual* for color availability.

E = Established

B-Free High Tables



| | |
|--|-----------|
| Statement of Line | 58 |
|  | |
| Understanding | |
| High Tables | 60 |
| Power Matrix | 62 |
|  | |
| Specifying | |
| Rectangle Tables | 64 |
| Pint Tables | 66 |
|  | |
| Surface Materials | 68 |

Statement of Line

High Tables



Rectangle Tables

Understanding

▶ Page 60

Specifying

▶ Page 64



Pint Tables

Understanding

▶ Page 60

Specifying

▶ Page 66

B-Free High Tables

B-Free rectangle and pint tables make it easy

to leverage in-between space across the entire floor plan and create effective workspaces for people to come together and collaborate. Tables support standing and high-sit postures encouraging postural changes while promoting wellbeing through movement and boosting creative thinking and engagement. Pair the B-Free high table with the beam which share the same leg design to elevate any team setting, creating a relaxed and informal atmosphere for dynamic collaboration to flourish.

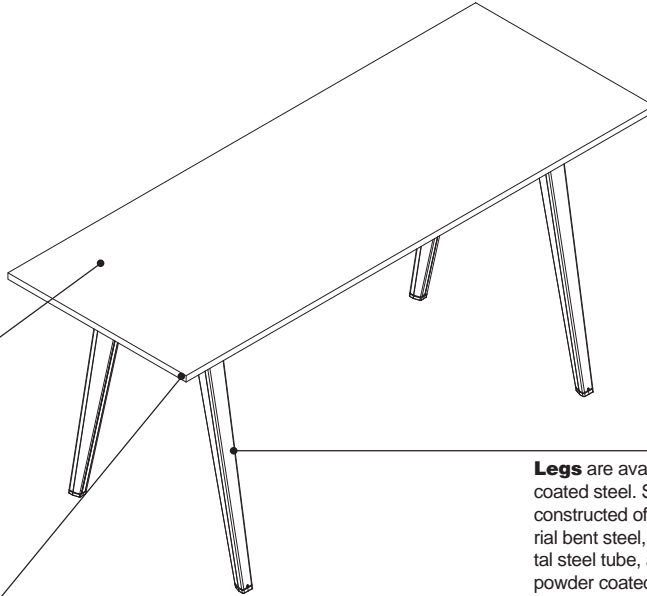
- ▶ Specifying, page 64.
- ▶ See *Seating Specification Guide* for B-Free beams.

Tables are 39 1/2"H.

Top is 1" thick with High-Pressure Laminate or veneer and black backer. Laminate tops have 3 mm edge band on all sides. Edge band color is selectable for laminate tops. Veneer tops have 3 mm wood edge that matches the veneer top finish selection.

Rectangle tops have square corners.


Pint tops have square corners on the wide end of the table and 2" (50 mm) radius edges on the short end of the table. The pint table has standard dimensions of 32"D (short end: leg width 23 1/4"), 44"D (wide end: leg width 31") x 80"W.



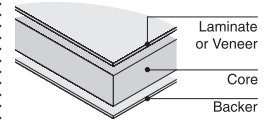
Legs are available in powder coated steel. Steel legs are constructed of 2 1/2 mm material bent steel, 3 mm horizontal steel tube, and 3 mm thick powder coated epoxy resin paint.

Legs ship standard with four glides.

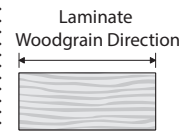
- Steel leg table: 5/8" glide adjustment range



Product Details



Solid core tops with 1" nominal edge thickness have a particle board core (45 lb cu ft density) with High-Pressure Laminate or wood veneer on the top and a backer applied to the opposite side for a balanced construction. High-Pressure Laminate, wood veneer, and backer are bonded to the core with a PVA adhesive.



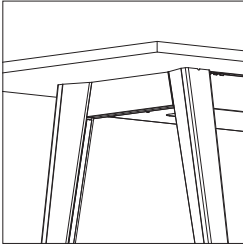
Woodgrain laminates are always oriented with the grain direction running parallel with the length of the table top. You cannot specify woodgrain laminates with end- or side-matched grain directions.



Woodgrain runs parallel to the length on rectangle and pint tops.

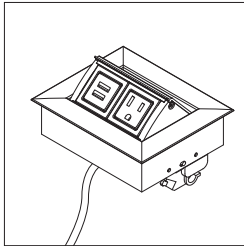
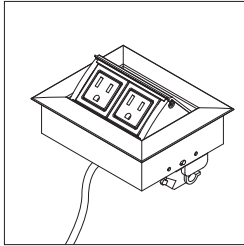
Wiring and Cabling

Steel leg profile



Steel leg tables include integrated wire manager and merle cover in the leg.

Horizontal steel beam, located in the middle of the legs, is constructed of 1¹/₄ mm bent steel and powder coated epoxy resin paint.



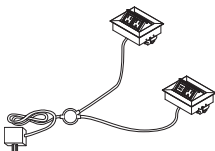
MhoB is a 4" x 5" flip-top power module that mounts at the top surface of the table and can be configured in different power/USB-A configurations:

- Two receptacles for power
- One power/one dual USB-A

Single/dual power and USB solutions come standard with a 15-amp, one-circuit power solution with a 10' cord.

▶ See *Power Matrix* on page 62 for available options and power module locations.

MhoB, one power module, is located 10" from the short end of the table; on the centerline of the width/depth specified.



MhoB, two power modules (center or both ends), are connected by a corded system with just one infeed.

Surface Materials

Top

- High-Pressure Laminate (standard)
- Open Line laminate (option)
- Wood veneer (option)
- Customiz stain (option)

Edge

- Plastic on laminate top
- Wood veneer to match veneer top

Steel legs

- Accent paint
- Paint
- Lux Coatings
- PerfectMatch

Wood legs

- 3860 Espresso
- 3861 Natural Beech

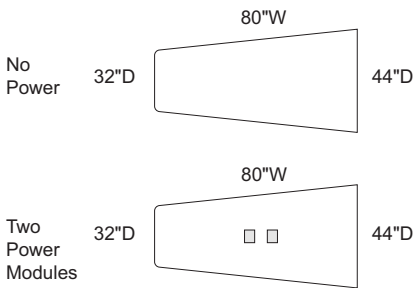
Power modules

- Paint

B-Free High Tables Power Matrix

| Power Configuration | 48"W | 60"W | 66"W | 72"W | 84"W |
|---------------------|----------------------|--|------|------|------|
| No Power | 24"D 25"D 26"D | | | | |
| One Power Module | 24"D 25"D 26"D | | | | |
| Two Power Modules | 24"D 25"D 26"D | | | | |
| No Power | 32"D 33"D 34"D | | | | |
| One Power Module | 32"D 33"D 34"D | | | | |
| Two Power Modules | 32"D 33"D 34"D | <i>Tip: Center power position is only available on tables that are at least 32"D x 66"W.</i> | | | |
| Two Power Modules | 32"D 33"D 34"D | <i>Tip: Power on both ends is only available on tables that are at least 70"W.</i> | | | |


Tip: Center and two end power position options will default to two power modules, one with two receptacles for power and one with one receptacle for power/one dual USB port.



Key

- One Power Module
1 Power/1 USB-A or 2 Power
- Two Power Modules
Kit includes 2 modules: 1 Power/1 USB-A, 1 Power/1 USB-A and 2 Power

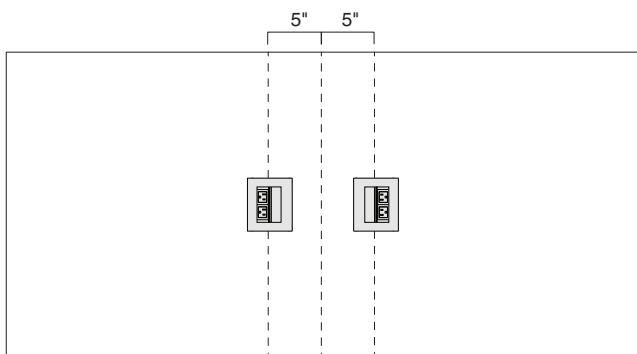
Standard MhoB Power Module Locations



For the power option with one end only, the centerline of the power module is located 10" from the short edge of the table. Power module flips toward the center of the top.




For the power option with both ends, the centerline of each power module is located 10" from the short edge of the table. Power module flips toward the center of the top.



For the center power option, the centerline of each power module is located 5" from the centerline of the table. Power module flips toward the short edge of the top.

Rectangle Tables



| | Standard Includes | Required to Specify |
|---|---|--|
| ▶ Need help? Product details, page 60 | <ul style="list-style-type: none"> Table: 39½"H table with 1" thick particle board core, High-Pressure Laminate price group 1 top Edge: 3 mm radius profile: plastic Steel legs: powder coat paint price group 1 | <ol style="list-style-type: none"> Style number Size option (see below under Required Selections) Depth (see below under Required Selections) Width (see below under Required Selections) High-Pressure Laminate color number for top Plastic color number for edge Paint color number for legs Options, if selected (see below) <p>▶ See <i>Surface Materials</i>, page 68.</p> |

| | Require Selections | U.S. Price | Required to Specify |
|--------------------|--|--|--|
| Size Option | <ul style="list-style-type: none"> Modular Parametric | No cost No cost | Specify <i>with modular</i> . Specify <i>with parametric</i> . |
| Depth | <ul style="list-style-type: none"> 24"D 25"D 26"D 32"D 33"D 34"D | Prices at right Prices at right Prices at right Prices at right Prices at right Prices at right | Specify <i>with 24"D</i> . Specify <i>with 25"D</i> . Specify <i>with 26"D</i> . Specify <i>with 32"D</i> . Specify <i>with 33"D</i> . Specify <i>with 34"D</i> . |
| Width | <p>Modular</p> <ul style="list-style-type: none"> 48"W 60"W 66"W 72"W 84"W <p>Parametric</p> <ul style="list-style-type: none"> 48⅞"W–60"W 60⅞"W–66"W 66⅞"W–72"W 72⅞"W–84"W | Prices at right Prices at right Prices at right Prices at right Prices at right Prices at right Prices at right Prices at right Prices at right Prices at right | Specify <i>with 48"W</i> . Specify <i>with 60"W</i> . Specify <i>with 66"W</i> . Specify <i>with 72"W</i> . Specify <i>with 84"W</i> . Specify <i>with 48⅞"W–60"W</i> . Specify <i>with 60⅞"W–66"W</i> . Specify <i>with 66⅞"W–72"W</i> . Specify <i>with 72⅞"W–84"W</i> . |

| | Options | U.S. Price | Required to Specify |
|--------------------------|--|---|---|
| Surface Materials | <p>High-Pressure Laminate top</p> <ul style="list-style-type: none"> Laminate price group 2 Laminate price group 3 Open Line laminate <p>Wood veneer top</p> <ul style="list-style-type: none"> Wood group 1 Wood group 2 Wood group 3 Customiz stain | See information at left See information at left +\$102 plus cost of laminate Prices at right +\$102 +\$358 No cost | Specify laminate color number. Specify laminate color number. ▶ See <i>Surface Materials Reference Manual</i> . Specify wood color number. Specify wood color number. Specify wood color number. Specify <i>with Customiz stain</i> . |
| Legs | <p>Steel legs</p> <ul style="list-style-type: none"> Paint price group 1 Paint price group 2 Paint price group 3 | No cost +\$ 76 +\$159 | Specify paint color number. Specify paint color number. Specify paint color number. |

▶ Options, continued on next page

For laminate price group 2 and 3 pricing, please refer to the electronic catalog or SmartTools.

Tip: Wood group 2 and wood group 3 upcharges are in addition to wood group 1 upcharge.

 **For Canadian Pricing**
Multiply U.S. Price by the Canadian price factor.
▶ See page 1 for details.

► Options, continued from previous page

| Options | U.S. Price | Required to Specify |
|---|----------------------------|---|
| Power | • No power • With power | No cost No cost |
| ► Power Matrix, page 62 | | Specify <i>with no power</i> . Specify <i>with power</i> . |
| Power position/configuration | | |
| • One end with two power | +\$375 | Specify <i>with end and with two power</i> and select paint color number. |
| • One end with one power/ one dual USB | +\$477 | Specify <i>with end and with one power/one USB</i> and select paint color number. |
| • Center (two receptacles for power and one receptacle for power/one dual USB) | +\$919 | Specify <i>with center</i> and select paint color number. |
| • Both ends (two receptacles for power and one receptacle for power/one dual USB) | +\$919 | Specify <i>with two ends</i> and select paint color number. |

Tip: Center power position is only available on tables that are at least 32"D x 66"W.

Tip: Power on both ends is only available on tables that are at least 70"W.

Tip: Center and two end power position options will default to two power modules, one with two receptacles for power and one with one receptacle for power/one dual USB-A port.

Tip: Steel leg tables include integrated wire manager and cover in the leg.



| Specification Information | | U.S. Base Prices | | | | | |
|---------------------------|-------|------------------|------|----------------|----------------|----------------|----------------|
| Style Number | Depth | Modular Width | 48"W | 60"W | 66"W | 72"W | 84"W |
| | | Parametric Width | N.A. | 48 1/16"W-60"W | 60 1/16"W-66"W | 66 1/16"W-72"W | 72 1/16"W-84"W |

High-Pressure Laminate

| N3LRECT | 24"D, 25"D, or 26"D | \$2453 | \$2589 | \$2724 | \$2860 | N.A. |
|---------|---------------------|--------|--------|--------|--------|--------|
| | 32"D, 33"D, or 34"D | \$2520 | \$2656 | \$2793 | \$2929 | \$3065 |

Wood Group 1

| N3LRECT | 24"D, 25"D, or 26"D | \$3201 | \$3365 | \$3514 | \$3656 | N.A. |
|---------|---------------------|--------|--------|--------|--------|--------|
| | 32"D, 33"D, or 34"D | \$3324 | \$3474 | \$3617 | \$3760 | \$3911 |

B-Free High Tables

 **For Canadian Pricing**
Multiply U.S. Price by the Canadian price factor.
► See page 1 for details.

Pint Tables



For laminate price group 2 and 3 pricing, please refer to the electronic catalog or SmartTools.

Tip: Wood group 2 and wood group 3 upcharges are in addition to wood group 1 upcharge.

Tip: Center power position is the only power option available on the pint table.

Tip: Steel leg tables include integrated wire manager and cover in the leg.

Tip: USB port is dual USB-A.

Tip: N3LPINT has standard dimensions of 32"D (short end: leg width 23 3/4"), 44"D (wide end: leg width 31") x 80"W.

| Standard Includes | | Required to Specify |
|---|--|--|
| <ul style="list-style-type: none"> ▶ Need help? Product details, page 60 | <ul style="list-style-type: none"> Table: 39 1/2"H table with 1" thick particle board core, High-Pressure Laminate price group 1 top Edge: 3 mm radius profile: plastic Steel legs: powder coat paint price group 1 | <ol style="list-style-type: none"> 1 Style number 2 High-Pressure Laminate color number for top 3 Plastic color number for edge 4 Paint color number for legs 5 Options, if selected (see below) <ul style="list-style-type: none"> ▶ See <i>Surface Materials</i>, page 68. |

| Options | U.S. Price | Required to Specify |
|--|--|---|
| Surface Materials <ul style="list-style-type: none"> High-Pressure Laminate top <ul style="list-style-type: none"> Laminate price group 2 Laminate price group 3 Open Line laminate Wood veneer top <ul style="list-style-type: none"> Wood group 1 Wood group 2 Wood group 3 Customiz stain | <ul style="list-style-type: none"> See information at left See information at left +\$102 plus cost of laminate Price below +\$102 +\$358 No cost | <ul style="list-style-type: none"> Specify laminate color number. Specify laminate color number. ▶ See <i>Surface Materials Reference Manual</i>. Specify wood color number. Specify wood color number. Specify wood color number. Specify <i>with Customiz stain</i>. |
| Legs <ul style="list-style-type: none"> Steel legs <ul style="list-style-type: none"> Paint price group 1 Paint price group 2 Paint price group 3 | <ul style="list-style-type: none"> No cost +\$ 76 +\$159 | <ul style="list-style-type: none"> Specify paint color number. Specify paint color number. Specify paint color number. |
| Power <ul style="list-style-type: none"> ▶ Power Matrix, page 62 | <ul style="list-style-type: none"> No power With power: center position (two receptacles for power and one receptacle for power/one USB) | <ul style="list-style-type: none"> No cost +\$919 <ul style="list-style-type: none"> Specify <i>with no power</i>. Specify <i>with power</i> and select paint color number. |

| Specification Information | |
|---------------------------|-----------------|
| Style Number | U.S. Base Price |

| High-Pressure Laminate | |
|------------------------|--------|
| N3LPINT | \$3405 |

| Wood Group 1 | |
|--------------|--------|
| N3LPINT | \$4495 |



For Canadian Pricing
Multiply U.S. Price by the Canadian price factor.
▶ See page 1 for details.

Surface Materials

Resources

For more information about surface materials, refer to the following resources:

Additional surface materials specification tools are available to assist you in the specification process—the Surface Materials Binders.

The global surface materials palette is a core collection of finishes that is available across multiple geographies (Americas/EMEA – Europe, Middle East, and Africa/APAC – Asia Pacific) and on global product lines, where applicable. For a list of finishes included in the offering, see the *Surface Materials Reference Manual*. Additional details, like product approvals by geography and finish number conversions, can also be found in the *Surface Materials Reference Manual* or see steelcase.com/surface-materials.

Surface Materials Binders

- *Surface Materials Reference Manual*
- A complete set of swatch cards for hard surfaces, vertical surface fabrics, and seating upholstery

Paint

Steelcase Surfaces

Price Group 1

- Applies to:
- Steel legs

Textured Paint

- 7207 Black
- 7225 Sand
- 7237 Slate **E**
- 7238 Fieldstone
- 7239 Midnight
- 7241 Arctic White
- 7243 Seagull
- 7250 Sterling Dark Solid
- 7360 Merle

Price Group 2

Smooth Metallic Paint

- 4743 Mineral Metallic
- 4750 Champagne Metallic
- 4798 Sterling Metallic
- 4799 Platinum Metallic
- 4803 Near Black Metallic

Textured Metallic Paint

- 7245 Carbon Metallic
- 7246 Midnight Metallic

Price Group 3

Accent Paint

- 1ATG Rose Quartz
- 4AV3 Blue Jay
- 4AV4 Baltic
- 4AX1 Citron
- 4AY2 Chili
- 4AZ5 Marlin
- 4CL1 Dark Olivine
- 4CL2 Ice Blue
- 4CL3 Aura
- 4CL4 Sea Glass
- 4CL5 Light Matcha
- 4CL6 Terra
- 4CL7 Sandstone
- 4CL8 Smokey Plum
- 4CZ5 Honey
- 4CZ6 Lagoon
- 4CZ8 Light Peacock

Coatings

- 1ATT Cast Shadow

Lux Coatings

- 4B20 Obsidian
- 4B22 Matte Brass
- 4B23 Burnished Bronze
- 4B24 Night Bronze
- 4B25 Matte Copper
- 4B26 Smoked Mica
- 4B29 Cast Iron

Applies to:

- Power modules

Price Group 1

Textured Paint

- 7360 Merle

Price Group 2

Smooth Metallic Paint

- 4799 Platinum Metallic

Custom Surfaces

Price Group 3

- Applies to:
- Steel legs

PerfectMatch

PerfectMatch is a service that allows you to create your own paint color. Refer to the *Surface Materials Reference Manual* for more information about this program.

Accessory Paint

Steelcase Surfaces

Applies to:

- Power modules
- 4140 Arctic White Gloss
- 4144 Black Gloss

Laminate

- Applies to:
- Table tops

Steelcase Surfaces

High-Pressure Laminate

Price Group 1

Fiber Laminate

- 2850 Vanadium Fiber
- 2854 Vellum Fiber **E**
- 2860 Granite Fiber
- 2862 Stucco Fiber **E**

Micro Laminate

- 2920 Marl Micro
- 2921 Gypsum Micro
- 2922 Clay Micro

Patina Laminate

- 2870 Blonde Bronze Patina
- 2873 Instant Iron Patina

Solid Laminate

- 2722 Cream **E**
- 2730 Arctic White
- 2746 Black
- 2759 Warm White
- 2811 Mist **E**
- 2883 Seagull
- 2884 Milk
- 2885 Dune
- 2HAA Persian Salt
- 2HAB Rose
- 2HAC Indigo
- 2HAD Green Citrine
- 2HAE Dark Olivine
- 2HAF Cloudy
- 2HMG Merle
- 2HWU Clay
- 2HWW Chalk

Speckle Laminate

- 2820 Coffee Speckle **E**
- 2823 Driftwood Speckle
- 2824 Smoke Speckle
- 2825 Vanadium Speckle

Tip: Some wood veneer finishes and woodgrain laminates share the same name. Because of the difference in materials, veneers and laminates of the same name are not an exact match but do coordinate with each other.

Woodgrain Laminate

- 2406 Clear Cherry **E**
- 2409 Clear Maple
- 2410 Graphite Walnut
- 2412 Natural Cherry
- 2422 Medium Cherry
- 2511 Winter on Maple
- 2535 Virginia Walnut
- 2536 Blackwood **E**
- 2538 Clear Walnut
- 2592 Blonde on Maple **E**
- 2714 Natural Walnut **E**
- 2HAK Clear Oak
- 2HAN Ash Noce
- 2HAT Acacia
- 2HAW Ash Wenge
- 2HBN Bisque Noce
- 2HBW Bisque Wenge
- 2HCN Clay Noce
- 2HCW Clay Wenge
- 2HSN Storm Noce
- 2HSW Storm Wenge
- 2HWA Grey Kingswood
- 2HWB Planked Walnut
- 2HWD Resolute Walnut
- 2HWE Natural Recon
- 2HWF Smoked Walnut

Price Group 2

Textured Laminate

- 2TH2 Fawn Cypress
- 2TH4 Saddle Oak
- 2TH5 Veranda Teak
- 2TH7 Walnut Heights
- 2UH1 Reclaimed Aggregate
- 2UH2 Reclaimed Gravel
- 2UH4 Cement*
- 2UH6 Sheetrock

**2UH4 Cement has limited availability, determined by product sizing and/or options.*

Custom Surfaces

Open Line Laminate (OLL)

This service allows you to order non-standard laminate at an additional processing fee of \$102 U.S. per unit, plus the cost of the laminate.

High-Pressure Laminate pricing does not include premium or digitally printed patterns from any suppliers. Laminate cost may also vary for basic or standard laminates from other suppliers. Please contact the OLL consultant at 616.475.2426 for pricing. The cost of the laminate will be added to your invoice as a separate line on the acknowledgement.

When processing orders for Open Line laminate, specify 2900 in the laminate finish field and enter the OLL manufacturer information. Enter the required edge finish as you would a standard laminate.

Laminate Approval and Material Requirements

To confirm whether a particular laminate has already been tested for use on a specific Steelcase product or to determine material square foot requirements:

- Visit www.steelcase.com

For additional information, refer to the *Steelcase Surface Materials Reference Manual*.

Wood Stain

Applies to:

- Wood legs
- 3860 Espresso
- 3861 Natural Beech

E = Established

Wood

- Applies to:
- Table tops

Steelcase carefully selects veneer and solid wood for consistent color and grain structure. Wood is a natural material and variations will occur in color, grain and texture. These variations are part of the inherent natural beauty of wood and are not considered defects.

All wood products will darken with age and exposure to ultraviolet light. This is especially apparent with cherry and maple veneer. We recommend that desk accessories be rearranged periodically to ensure even aging of wood surfaces.

When storing your wood furniture, please follow the following guidelines:

- Do not store products in trailers
- Store products in areas that simulate office temperatures (60°F to 90°F)
- Store products in areas that maintain constant, office-like humidity levels
- Keep product away from light. Cover products to make sure they are not exposed to light.

Steelcase Surfaces

Veneers are matched for proper balance and consistency. Veneers are available flat cut or quarter cut, except for Oak, which is rift cut. Refer to the *Surface Materials Reference Manual* for descriptions of each cut.

Open-pore finish is a medium gloss finish that leaves the wood grain texture visible to the eye and distinguishable to the touch.

Veneer

Wood Group 1

Flat-Cut Open-Pore

- 3062 FC/OP Graphite Walnut
- 3402 FC/OP Clear Cherry (Aged)
- 3412 FC/OP Natural Cherry **E**
- 3422 FC/OP Medium Cherry
- 3522 FC/OP Clear Maple
- 3592 FC/OP Blonde on Maple **E**
- 3702 FC/OP Clear Walnut
- 3712 FC/OP Natural Walnut
- 3752 FC/OP Medium Walnut **E**
- 3762 FC/OP Dark Walnut
- 3772 FC/OP Medium Mahogany on Walnut

Flat-Cut Open-Pore, Natural Veneer

- 3342 FC/OP Black Walnut
- 35A2 FC/OP Blanch Maple
- 37A2 FC/OP Thunder Walnut

Quarter-Cut Open-Pore

- 3042 QC/OP Ash **E**
- 3222 QC/OP Clear Maple
- 3292 QC/OP Blonde on Maple **E**
- 3302 QC/OP Clear Walnut
- 3312 QC/OP Natural Walnut
- 3352 QC/OP Medium Walnut **E**
- 3362 QC/OP Dark Walnut
- 3372 QC/OP Medium Mahogany on Walnut
- 3382 QC/OP Graphite Walnut

Quarter-Cut Open-Pore, Natural Veneer

- 32A2 QC/OP Blanch Maple
- 33A2 QC/OP Thunder Walnut
- 3392 QC/OP Black Walnut

Rift-Cut Open-Pore

- 3602 RC/OP Desert Oak

Rift-Cut Full-Fill, Natural Veneer

- 36A2 RC/OP Volcanic Oak

Wood Group 3

Flat-Cut Open-Pore, Natural Veneer

- 3082 FC/OP Washed Walnut

Wood Group 1

Open-Pore Planked Veneer

- 3P41 OP Planked Cherry
- 3P51 OP Planked Maple
- 3P61 OP Planked Oak
- 3P71 OP Planked Walnut
- 3VFX OP Unmarked Oak

Tip: Known for its uniqueness, planked veneer has intentional and natural variations that include, but are not limited to: character marks, grain pattern, color, and natural color aging.

Full-Fill

Full-fill finish is a medium-gloss finish that completely fills the grain texture, yet allows the grain pattern to be seen. The wood has a lustrous, satiny look, and it is smooth to the touch. This finish is available on the wood worksurface or field-installed top only.

Wood Group 2

Flat-Cut Full-Fill

- 3064 FC/FF Graphite Walnut
- 3404 FC/FF Clear Cherry (Aged)
- 3414 FC/FF Natural Cherry **E**
- 3424 FC/FF Medium Cherry
- 3524 FC/FF Clear Maple
- 3544 FC/FF Blonde on Maple **E**
- 3704 FC/FF Clear Walnut
- 3714 FC/FF Natural Walnut
- 3754 FC/FF Medium Walnut **E**
- 3764 FC/FF Dark Walnut
- 3774 FC/FF Medium Mahogany on Walnut

Flat-Cut Full-Fill, Natural Veneer

- 3734 FC/FF Black Walnut

Quarter-Cut Full-Fill

- 3224 QC/FF Clear Maple
- 3294 QC/FF Blonde on Maple **E**
- 3304 QC/FF Clear Walnut
- 3314 QC/FF Natural Walnut
- 3354 QC/FF Medium Walnut **E**
- 3364 QC/FF Dark Walnut
- 3374 QC/FF Medium Mahogany on Walnut
- 3384 QC/FF Graphite Walnut

Quarter-Cut Full-Fill, Natural Veneer

- 3394 QC/FF Black Walnut

Rift-Cut Full-Fill

- 3604 RC/FF Desert Oak

Wood Group 3

Flat-Cut Full-Fill, Natural Veneer

- 3084 FC/FF Washed Walnut

Premium Veneers

A selection of Premium veneers in this collection are available on most Steelcase brand products. The collection will be available as close to standard leadtimes as possible. However, because adequate supplies of veneer and solids must be secured, all orders will be scheduled individually. Leadtimes will vary based on Premium veneer and Premium solids availability at the time the order is placed. The collection is available as Wood Group 3 as part of our Select Surfaces program, and supported like standard veneers to make ordering easy. Please see the Steelcase surface materials section on village.steelcase.com for sample information and product line availability. All premium veneers are in clear-coat.

Wood Group 3

Quarter-Cut Open-Pore

- 3832 QC/OP Figured Anegre

Select Surfaces

Composite Veneer

Composite veneers are an engineered wood intended to create specific grain patterns and characteristics. They are pre-stained and finished with Steelcase's Clarity water-borne UV topcoat, which protects the environment while providing durability and clarity. Only open-pore finishes are available on composite wood. Composite veneer and matching edge bands are available on most Steelcase brand products. Composites, for use as a solid nosing substitute, are not available. Steelcase does not recommend mixing composite veneers with natural solid nosings because composite and natural wood grain and color matching are rarely compatible. Composite veneers are available as Wood Group 1 pricing as part of our Select Surfaces program.

E = Established

Wood Group 1

Flat-Cut Open-Pore

- 3JDX FC/OP Oak Composite
- 3JJX FC/OP Walnut Composite

Quarter-Cut Open-Pore

- 3F8X QC/OP European Walnut Composite
- 3GGX QC/OP Zebrano Composite
- 3HGX QC/OP Oak Composite
- 3HVX QC/OP Walnut Composite
- 3ZNX QC/OP Night Cerused Oak Composite

Plastic

Steelcase Surfaces

Applies to:

- 3 mm edge profile tables with High-Pressure Laminate

- 6000 Black
- 6009 Arctic White
- 6034 Natural Cherry
- 6036 Medium Cherry
- 6037 Winter on Maple
- 6038 Blonde on Maple **E**
- 6041 Natural Walnut **E**
- 6052 Milk
- 6053 Seagull
- 6169 Stone
- 6170 Mocha
- 61AA Persian Salt
- 61AB Rose
- 61AC Indigo
- 61AD Green Citrine
- 61AE Dark Olivine
- 61AF Cloudy
- 6213 Acacia
- 6219 Clear Oak
- 6231 Graphite Walnut
- 6237 Clear Maple
- 6242 Virginia Walnut
- 6243 Blackwood **E**
- 6245 Clear Walnut
- 6249 Platinum Solid
- 6271 Plywood
- 6527 Merle
- 6619 Ice **E**
- 6631 Cream **E**
- 6635 Dawn **E**
- 6636 Mist
- 6654 Sand
- 6655 Warm White
- 6695 Midnight
- 6697 Fog
- 6698 Fieldstone
- 66WA Grey Kingswood
- 66WB Planked Walnut
- 66WD Resolute Walnut
- 66WE Natural Recon
- 66WF Smoked Walnut
- 66WU Clay
- 66WV Chalk
- 6703 Ash Wenge
- 6704 Storm Wenge
- 6705 Bisque Wenge
- 6706 Clay Wenge
- 6707 Ash Noce
- 6708 Bisque Noce
- 6709 Clay Noce
- 6710 Storm Noce
- 6T02 Fawn Cypress
- 6T04 Saddle Oak
- 6T05 Veranda Teak
- 6T07 Walnut Heights
- 6T08 Aggregate
- 6T09 Gravel
- 6T10 Cement
- 6T12 Sheetrock

E = Established

Campfire

Tip: To see the rest of the Campfire Collection including Campfire Lounge, Pouf, Ottoman, and Wedges, please refer to the Seating Specification Guide.

Statement of Line 72

Understanding

| | |
|--------------------------------|----|
| Big Table | 74 |
| Mobile Storage Cabinet | 76 |
| Paper Table and Personal Table | 77 |
| Skate Table and Slim Table | 78 |
| Big Lamp | 80 |

Specifying

Big Tables

| | |
|--------------------------|----|
| Big Tables | 81 |
| Big Tables with Trough | 82 |
| Big Tables with Grommets | 83 |
| Big Tables—Half Depth | 84 |
| Table Accessories | 85 |
| Mobile Storage Cabinets | 86 |

Occasional Tables

| | |
|-----------------------------|----|
| Paper Table and Accessories | 87 |
| Personal Table | 89 |
| Slim Table | 90 |
| Skate Table | 92 |

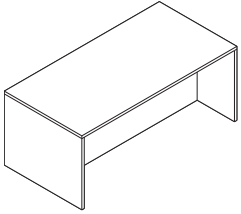
Accessories

| | |
|---------------------|----|
| Big Lamp | 93 |
| Vertical Cord Cover | 93 |
| Receptacles | 94 |

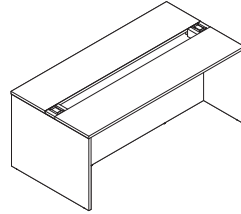
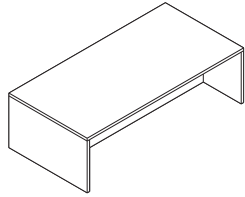
Surface Materials 96

Statement of Line

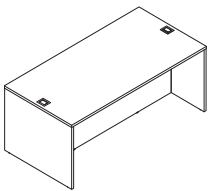
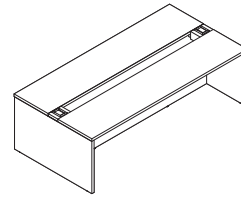
Big Tables



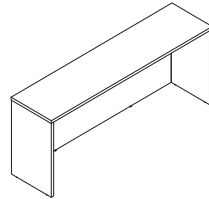
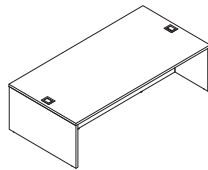
Big Tables
Understanding
▶ Page 74
Specifying
▶ Page 81



Big Tables with Trough
Understanding
▶ Page 74
Specifying
▶ Page 82



Big Tables with Grommets
Understanding
▶ Page 74
Specifying
▶ Page 83



Big Tables — Half Depth
Understanding
▶ Page 74
Specifying
▶ Page 84

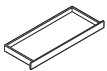
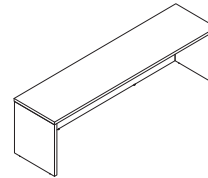
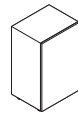


Table Drawer
Understanding
▶ Page 74
Specifying
▶ Page 85



Center Rail
Understanding
▶ Page 75
Specifying
▶ Page 85



Mobile Storage Cabinets
Understanding
▶ Page 76
Specifying
▶ Page 86

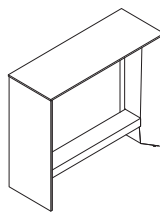
Occasional Tables



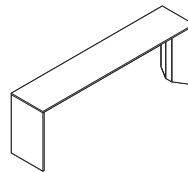
Paper Table
Understanding
▶ Page 77
Specifying
▶ Page 87



Personal Table
Understanding
▶ Page 77
Specifying
▶ Page 89



Standing Height Slim Table
Understanding
▶ Page 78
Specifying
▶ Page 90

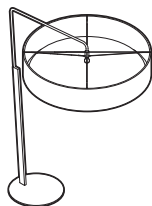


Slim Table
Understanding
▶ Page 78
Specifying
▶ Page 91



Skate Table
Understanding
▶ Page 78
Specifying
▶ Page 92

Accessories



Big Lamp
Understanding
▶ Page 80
Specifying
▶ Page 93

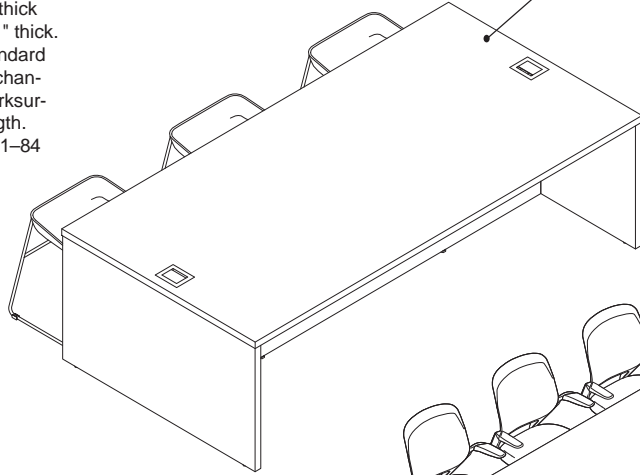


Accessories
Understanding
▶ Page 75
Specifying
▶ Page 93

Big Table

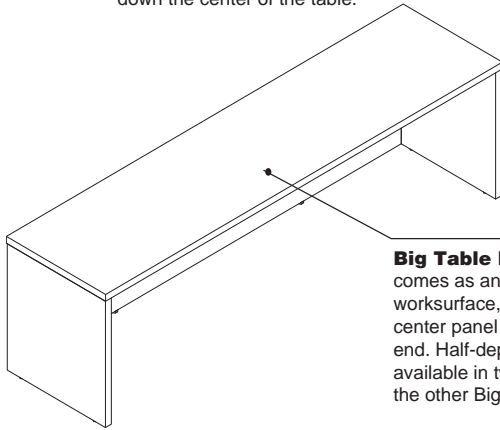
Big Tables are offered in Low-Pressure Laminate, High-Pressure Laminate, and veneer. Table tops and end panels are 1 3/8" thick and center panel is 1" thick. Table top comes standard with two reinforcing channels built into the worksurface for added strength.

► Specifying, pages 81–84



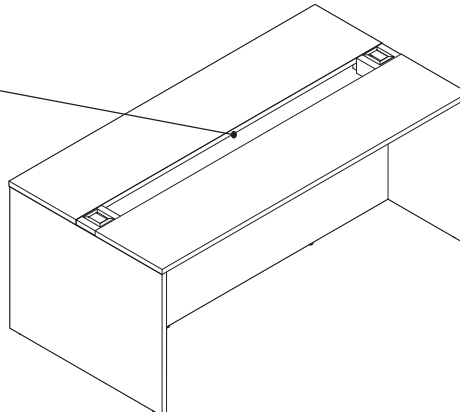
Big Tables are available at seating height of 28" high or standing height of 40" high.

Big Tables are available with an uninterrupted worksurface, uninterrupted worksurface with pop-up power, or Big Tables can be specified with a split worksurface top with a trough that runs down the center of the table.

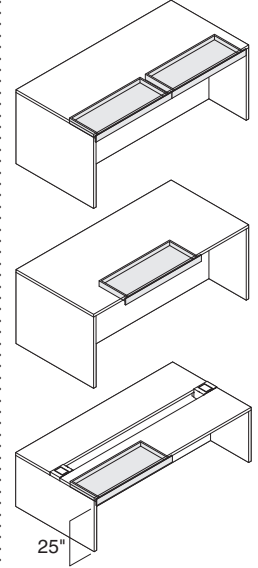


Big Table Half Depth comes as an uninterrupted worksurface, where the center panel is moved to the end. Half-depth tables are available in two heights like the other Big Tables.

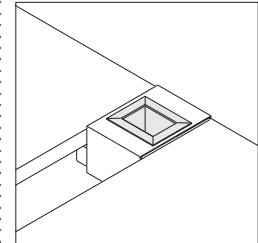
Big Table Trough has a 10" depth, with a 6" open inside the split worksurface and 2" open each side underneath the Big Table worksurface.



Product Details



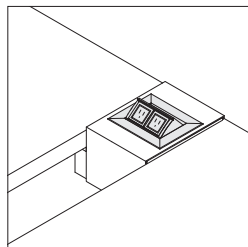
Low-Pressure Laminate Table Drawer is 3"D x 48"W, can be placed in three locations on either side of the Big Table and Big Table with Trough. Trough must be ordered separately. *Tip: When used on a 28"H Big Table knee clearance will be reduced by 3".*



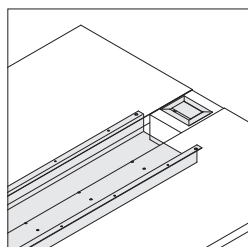
Flip grommets come standard on each end of Big Table with Trough when power is not optioned.

Actual Dimensions

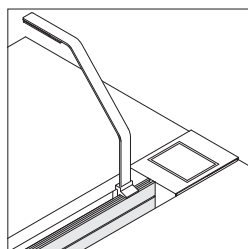
| | |
|---------------|------------|
| Depth | 24" or 48" |
| Width | 96" |
| Height | 28" or 40" |



Two Receptacles for power (TS4TPWR) are available in place of the standard grommet on each end.

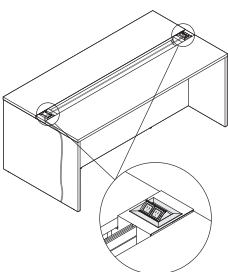


Big Table trough is a painted platinum open steel technology tray that allows for cable management. Either end of the trough comes standard with grommet that has a flip-top panel for access to route cables. Trough comes standard on split worksurface.

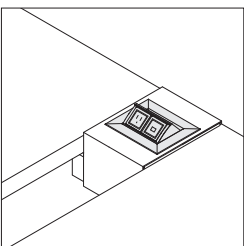


Optional anodized aluminum table Center Rail installs in the table trough and allows for SOTO rail accessories. Can be ordered separately.

Wiring and Cabling

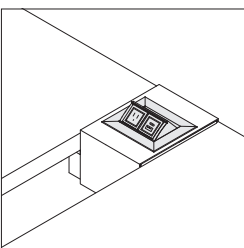


Dual power, data, and USB solutions are available as a standard option or field installed. 15-amp, one-circuit power solution with a 10' cord is standard. TS4TPWR, TS4TPWRD, and TS4TPWRUSB require one building outlet and provide four user outlets. When ordering data TS4TPWRD, user will get one outlet and one data opening on each end.

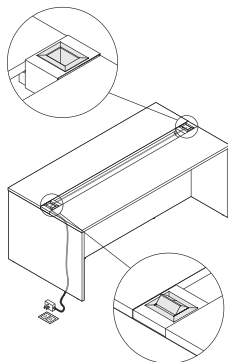


One receptacle and one data (TS4TPWRD) are available in place of the standard grommet on each end.

Tip: Includes open data port. Communication voice/data jacks are customer provided.



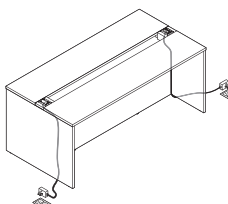
One receptacle and one USB A+C (TS4TPWRUSB) are available in place of the standard grommet on each end.



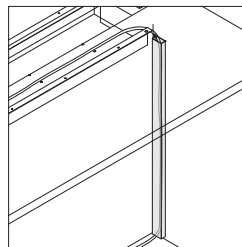
Single power, data, and USB solutions are also available for field installation. They replace one of the standard grommets. 15-amp, one-circuit power solution with a 10' cord is standard. TS4TPWR1 and TS4TPWRD1 provide a lower cost solution that requires one building outlet and provides two user outlets. When ordering data TS4TPWRD1, user will get one outlet and one data opening.

Two receptacle (TS4TPWR1) replaces one of the standard grommets.

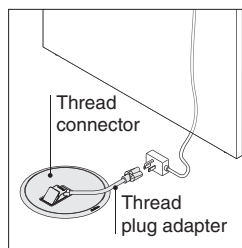
One receptacle/one data (TS4TPWRD1) replaces one of the standard grommets.



When using two single power, data, and USB solutions, a second building outlet is required.



Vertical Cord Covers (TS4TVWM28 and TS4TVWM40) come in two heights, 28"H and 40"H. Vertical Cord Covers are used to route electrical cords vertically on Big Table with Trough.



Thread Power Application

When using Thread power solutions in conjunction with Big Table power, please specify the following Thread power options to create a connection for Big Table power options to Thread power system:

- **Thread connector (PFLCNCTR)** Please note there are one-door and two-door options available.

- **Thread plug adapter (PFLADPTR)** Thread plug adapter is needed to connect Big Table power plug to Thread power system.

▶ See *Architectural Solutions Specification Guide*.

Surface Materials

Big Table

- Low-Pressure Laminate
- High-Pressure Laminate
- Veneer

Table Drawer

- Low-Pressure Laminate

Big Table Trough

- 4799 Platinum Metallic

Electrical/communication components

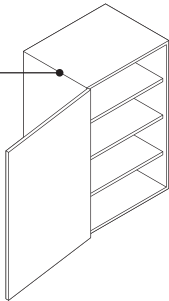
- Paint

Vertical wire management

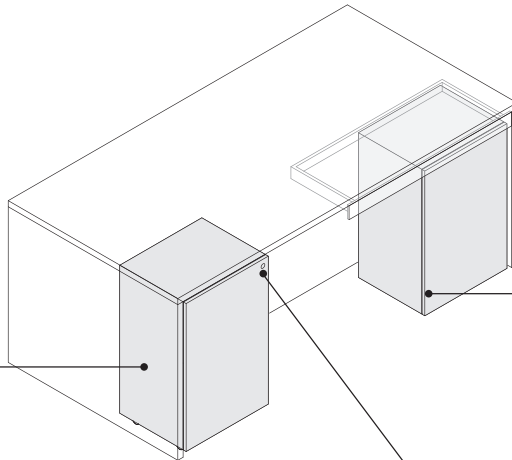
- Black plastic

Mobile Storage Cabinet

Mobile Storage Cabinets are offered as left-hand or right-hand units in Low-Pressure Laminate with two adjustable shelves. ▶ Specifying, page 86



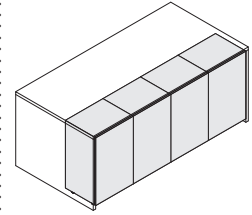
Storage Cabinets can be used with 40"H Big Tables and Big Tables with Trough or as freestanding storage units.



Mobile Storage Cabinets ship standard with casters. When Mobile Storage Cabinets are intended to be used underneath a Table Drawer, the glide option will need to be selected to provide enough clearance underneath the drawer.

Storage Cabinets have an optional front-removable lock.

Product Details



Up to four Mobile Storage Cabinets can fit up to four per side underneath a Big Table.

Cabinet Stop Brackets are available through Service Parts (TS4C025SR) to assure that the cabinets are aligned with the Big Table edge.

Surface Materials

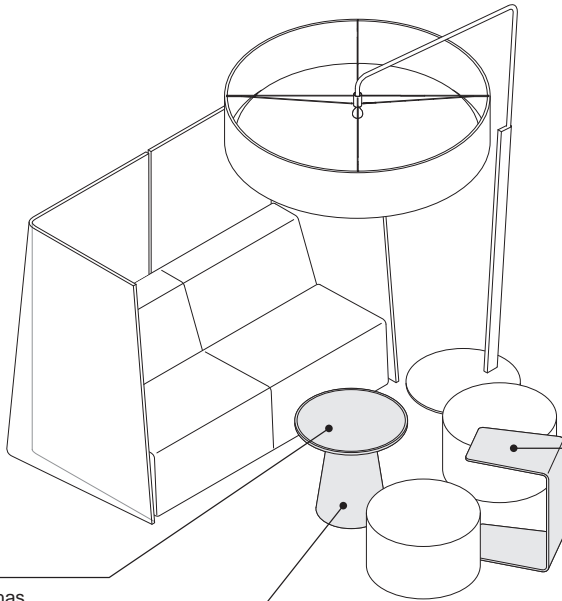
Mobile Storage Cabinets

- Low-Pressure Laminate

Actual Dimensions

| | |
|------------------------------|------|
| Depth | 18½" |
| Width | 23" |
| Height (with casters) | 38" |
| Height (with glides) | 35" |

Paper Table and Personal Table



Paper Table has three top configurations:

- Paper (installed over steel table top tray)
- Glass (installed over steel table top tray)
- Steel table top tray

► Specifying, page 87

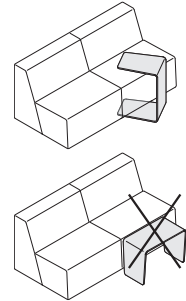
Paper Table is constructed with laminate base, plastic rotating table top, and steel table top tray.

Personal Table is made from bent poplar wood with a natural edge finish. It nests underneath Campfire Lounges and can be used for a writing surface or laptop.

Tip: The Personal Table is not intended to be sat or stood on.

► Specifying, page 89

Product Details



Personal Table is designed to be used in the vertical position only.

Surface Materials

Paper Table base

- High-Pressure Laminate
- 2535 Virginia Walnut
- 2536 Blackwood
- 2538 Clear Walnut
- 2HAK Clear Oak

Paper Table rotating table top

- Plastic: arctic white

Paper Table top tray

- Steel: arctic white paint

Personal Table

- High-Pressure Laminate:
 - 2535 Virginia Walnut
 - 2730 Arctic White
 - 2HAT Acacia
- Open Line laminate

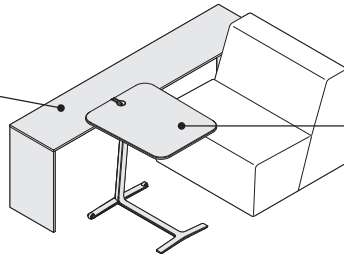
Actual Dimensions

| | Personal Table | Paper Table |
|--------|----------------|-------------|
| Depth | 19½" | 25" |
| Width | 14" | 25" |
| Height | 26" | 22½" |

Skate Table and Slim Table

Slim Table serves as a functional anchor at a lounge setting, providing space definition, surface for piling, and distributing power for technology.

► Specifying, page 91

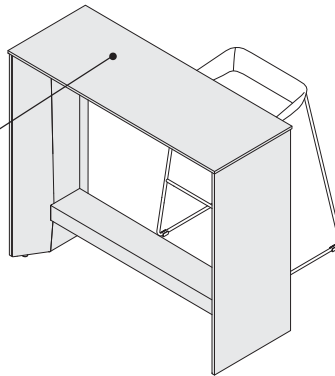


Skate Table is constructed of a painted steel base with 1/2" top in High-Pressure Laminate (HPL).

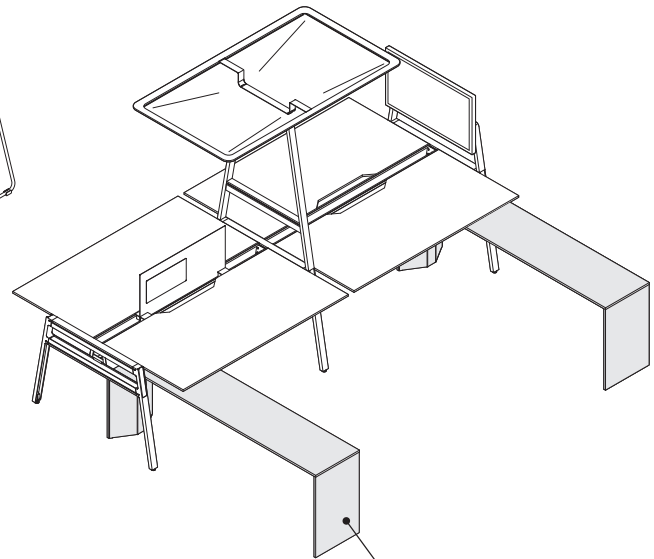
Tip: The Skate Table is not intended to be sat on or stood on, because of these limitations it might not be appropriate for education applications.

► Specifying, page 92

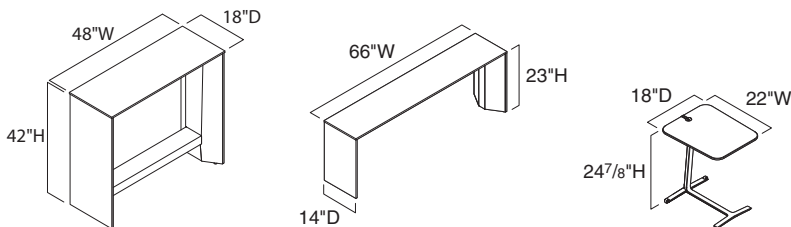
Standing Height Slim Table works in any environment: as a space divider, at the end of a bench run, in front of a meeting room, near a classroom, or as a stand-alone piece. Its shallow width maximizes available real estate.



Standing Height Slim Table is constructed of a painted steel frame with 1/2" top and side panels in Low-Pressure Laminate (LPL), High-Pressure Laminate (HPL), or select veneers.



Slim Table is constructed of a painted steel frame with 1/2" top and side panels in Low-Pressure Laminate (LPL), High-Pressure Laminate (HPL), or select veneers.

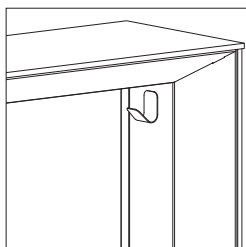


Actual Dimensions

| | Standing Height Slim Table | Slim Table | Skate Table |
|--------|----------------------------|-------------------------------------|-------------------------------------|
| Depth | 18" | 14" | 18" |
| Width | 48" or 60" | 66" | 22" |
| Height | 42" | 23" | 24 ⁷ / ₈ " |
| Weight | 109 lbs. or 121 lbs. | 43 ¹ / ₂ lbs. | 10 ¹ / ₂ lbs. |

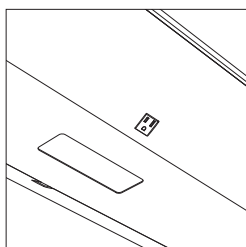
Product Details

Standing Height Slim Table serves as a short-term workstation and supports a breadth of applications.



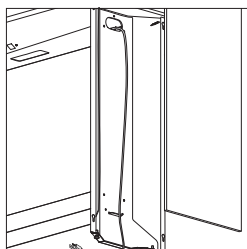
Standing Height Slim Table has built-in power on each side that keeps devices charged, and bag hooks provide a space for personal belongings.

The integrated footshelf facilitates a shift in weight for comfort and well-being, and can be specified with contrasting paint.

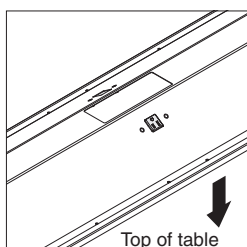


Standing Height Slim Table comes equipped with two receptacles in the middle of each side of the table, with various configurations available:

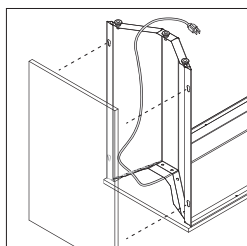
- Standard: two simplex receptacles
- Power + USB: one simplex receptacle and one simplex receptacle with two USB ports
- Power + USB-C: one simplex receptacle and one simplex receptacle with one USB C port



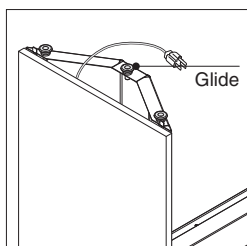
The power cord has approximately 66" (5½') of length from the bottom of the Standing Height Slim Table to reach a power outlet.



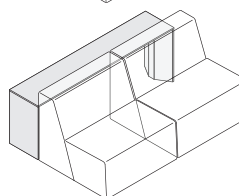
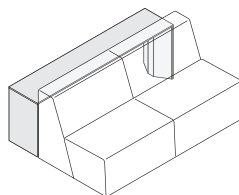
Slim Table comes equipped standard with two platinum simplex 15-amp power receptacles in the middle of each side of the table.



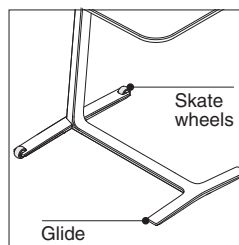
The power cord has 78" (6½ feet) of length from the bottom of the Slim Table to reach a power outlet.




Glides are self leveling, three on either side of the Slim Table and are not adjustable.



The Slim Table's 66" width fits perfectly behind a Big Lounge or two Half Lounges.



Skate Table comes equipped with two hard plastic glides on the front of the table base, but also two skate wheels on the back of the table base for easy maneuvering.



Skate Table has a Merle plastic grommet to manage cords when powering technology.

Surface Materials

Slim Table

- Low-Pressure Laminate
- High-Pressure Laminate
- Veneer

Skate Table

- High-Pressure Laminate

Slim Table and Skate Table

- Paint

Standing Height Slim Table footshelf

- Paint

Skate Table grommet

- 6527 Merle

Footrest band

- 6009 Arctic White
- 6333 Picasso
- 6335 Wasabi
- 6338 Chili
- 6527 Merle

High-Pressure Laminate edge

- Plastic

Weight Capacities

Standing Height Slim Table: 240 pounds

Slim Table: 240 pounds

Skate Table: 40 pounds

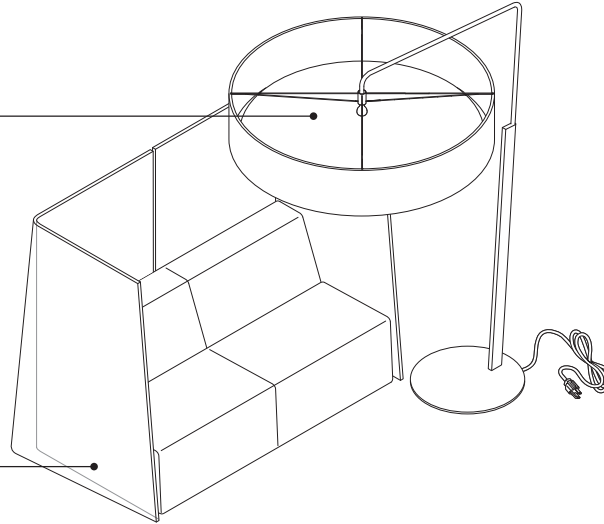
Big Lamp

Big Lamp has a painted steel base with fabric lamp shade and white diffuser. At a height of 7'9", the Big Lamp can be installed in a room with an 8' high ceiling or taller. 15-amp plug with 9' electrical cord and an on/off foot switch.

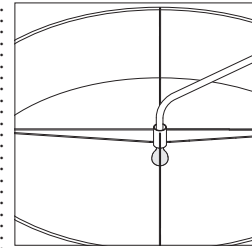
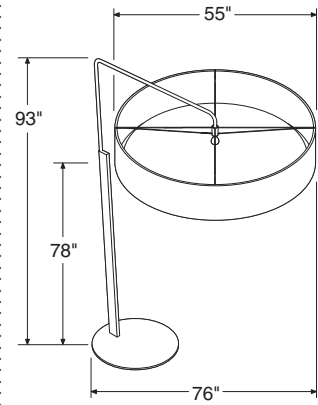
► Specifying, page 93

Tip: Consult local fire code authorities if a Big Lamp is placed near ceiling sprinkler system.

Screens are constructed with a steel frame and a mesh sock. Screens are handed. Right-hand and left-hand versions are available. ► See *Seating Specification Guide*.



Product Details



Light bulb is not included. Use a 100 watt 19 incandescent bulb or 15 watt BR30 LED flood bulb. A compact fluorescent bulb may be used as long as the overall length does not exceed 4⁷/₁₆".

Surface Materials

Big Lamp

- Painted steel base
- Fabric screen and white diffuser

Big Tables

Big Tables

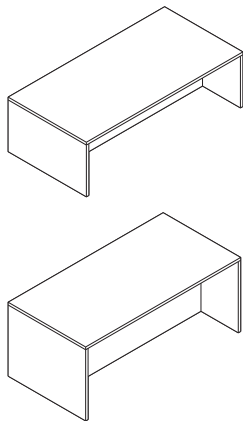
| Standard Includes | Required to Specify |
|--|---|
| <ul style="list-style-type: none"> ▶ Need help? Product details, page 74 • 1 3/8"-thick worksurface center and end panel: Low-Pressure Laminate • 3 mm radius edge band on top sides: default color to match laminate • 1 mm radius edge band vertical: default color to match laminate • Adjustable leveling glides • Shipped ready to assemble | <ul style="list-style-type: none"> 1 Style number 2 Low-Pressure Laminate color number for table top, center, and end panel 3 Options, if selected (see below) ▶ See <i>Surface Materials</i>, page 96. |

For laminate group 2 and 3 pricing, please refer to the electronic catalog or SmartTools.

Tip: Contrasting finishes are limited to the primary finish (Low-Pressure Laminate with contrasting Low-Pressure Laminate, High-Pressure Laminate with contrasting High-Pressure Laminate, or veneer with contrasting veneer).

| Options | U.S. Price | | Required to Specify | |
|--------------------------|--|--|---|---|
| Surface Materials | High-Pressure Laminate | 28"H | 40"H | Specify High-Pressure Laminate color number. Specify High-Pressure Laminate color number. Specify High-Pressure Laminate color number. ▶ See <i>Surface Materials Reference Manual</i> . |
| | <ul style="list-style-type: none"> • High-Pressure Laminate price group 1 • High-Pressure Laminate price group 2 • High-Pressure Laminate price group 3 • Open Line laminate | <ul style="list-style-type: none"> +\$ 872 See information at left See information at left +\$ 102 plus cost of laminate +\$ 982 +\$ 102 plus cost of laminate | | |
| Modesty Panel | Wood veneer | 28"H | 40"H | Specify wood color number. Specify wood color number. Specify wood color number. |
| | <ul style="list-style-type: none"> • Wood group 1 • Wood group 2 • Wood group 3 | <ul style="list-style-type: none"> +\$2370 +\$2810 +\$3124 | <ul style="list-style-type: none"> +\$2490 +\$2948 +\$3262 | |
| Related Products | <ul style="list-style-type: none"> • Mobile Storage Cabinets • Table Drawer | <ul style="list-style-type: none"> +\$ 152 | <ul style="list-style-type: none"> ▶ Page 86 ▶ Page 85 | |

| Specification Information | | | | |
|---------------------------|-----|-----|----------------|------------|
| Dimensions | | | Style | U.S. |
| D | W | H | Number | Base Price |
| 48" | 96" | 28" | TS4TL28 | \$2909 |
| 48" | 96" | 40" | TS4TL40 | \$3253 |



For Canadian Pricing
Multiply U.S. Price by the Canadian price factor.
▶ See page 1 for details.

Big Tables, continued

Big Tables with Trough

*Tip: When using Thread solutions in conjunction with Big Table power options, please specify a Thread power adapter (PFLADPTR) and a Thread connector (PFLCNCTR).
▶ See Architectural Solutions Specification Guide*

| Standard Includes | Required to Specify |
|---|--|
| <ul style="list-style-type: none"> ▶ Need help? Product details, page 74 • 1 3/8"-thick worksurface center and end panel: Low-Pressure Laminate • 3 mm radius edge band on top sides: default color to match laminate • 1 mm radius edge band vertical: default color to match laminate • Technology trough: 4799 Metallic Platinum • Grommet on each end of trough: paint • Adjustable leveling glides • Shipped ready to assemble | <ol style="list-style-type: none"> 1 Style number 2 Low-Pressure Laminate color number for table top, center, and end panel 3 Paint color number for grommet 4 Options, if selected (see below) ▶ See <i>Surface Materials</i>, page 96. |

Tip: Trough is 10" in diameter.

For laminate group 2 and 3 pricing, please refer to the electronic catalog or SmartTools.

| Surface Materials | Options | U.S. Price | | Required to Specify |
|-------------------|--|-------------------------------|-------------------------------|---|
| | High-Pressure Laminate | 28"H | 40"H | Specify High-Pressure Laminate color number. Specify High-Pressure Laminate color number. Specify High-Pressure Laminate color number. ▶ See <i>Surface Materials Reference Manual</i> . |
| | • High-Pressure Laminate price group 1 | +\$ 741 | +\$ 846 | |
| | • High-Pressure Laminate price group 2 | See information at left | | |
| | • High-Pressure Laminate price group 3 | See information at left | | |
| | • Open Line laminate | +\$ 102 plus cost of laminate | +\$ 102 plus cost of laminate | |

| Wood veneer | 28"H | 40"H | Required to Specify |
|----------------|---------|---------|----------------------------|
| • Wood group 1 | +\$2241 | +\$2355 | Specify wood color number. |
| • Wood group 2 | +\$2711 | +\$2842 | Specify wood color number. |
| • Wood group 3 | +\$3028 | +\$3158 | Specify wood color number. |

| Paint | Options | U.S. Price | Required to Specify |
|-------|-----------------------|------------|-----------------------------|
| | • Paint price group 1 | No cost | Specify paint color number. |
| | • Paint price group 2 | +\$ 23 | Specify paint color number. |
| | • Paint price group 3 | +\$ 35 | Specify paint color number. |

| Modesty Panel | Options | U.S. Price | Required to Specify |
|---------------|-----------------------------|------------|--|
| | • Contrasting modesty panel | +\$ 152 | Specify <i>with contrasting modesty panel</i> and indicate color number. |

| Receptacles | Options | U.S. Price | Required to Specify |
|-------------|--|------------|---|
| | • Pop-up receptacle: set of 2 power on each end | +\$1086 | Specify <i>with 2 power receptacle</i> and specify paint color number. |
| | • Pop-up receptacle: set of 1 power, 1 data on each end | +\$1086 | Specify <i>with 1 power/1 data receptacle</i> and specify paint color number. |
| | • Pop-up receptacle: set of 1 power, 1 USB A+C at each end | +\$1248 | Specify <i>with 1 power/1 USB A+C</i> and and specify paint color number. |

| Center Rail | Options | U.S. Price | Required to Specify |
|-------------|---------------------|------------|-----------------------------------|
| | • Anodized aluminum | +\$ 413 | Specify <i>with center rail</i> . |

| Related Products | Options | Page |
|------------------|---------------------------|-----------|
| | • Mobile Storage Cabinets | ▶ Page 86 |
| | • Table Drawer | ▶ Page 85 |
| | • Receptacles | ▶ Page 94 |

Tip: Contrasting finishes are limited to the primary finish (Low-Pressure Laminate with contrasting Low-Pressure Laminate, High-Pressure Laminate with contrasting High-Pressure Laminate, or veneer with contrasting veneer).

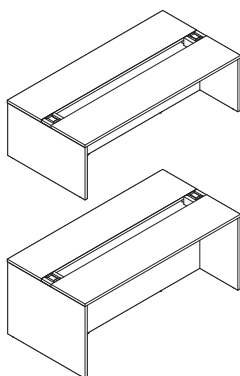
Tip: Pop-up receptacles come with a 10' cord.

Tip: For use in Chicago, use TS4TPWR1 or TS4TPWRD1 Pop-Up Power Receptacle and Data only.

Tip: For hardwire option, contact Specials.

Specification Information

| Dimensions | | | Style | U.S. Base |
|------------|-----|-----|-----------------|-----------|
| D | W | H | Number | Price |
| 48" | 96" | 28" | TS4TLT28 | \$3489 |
| 48" | 96" | 40" | TS4TLT40 | \$3841 |



Big Tables with Grommets

Tip: If power is desired, make sure to specify one of the receptacle options. The standard Big Table with Grommets comes with an insert to cover the cutout and does not provide power.

| Standard Includes | Required to Specify |
|--|---|
| <ul style="list-style-type: none"> ▶ Need help? Product details, page 74 • 1$\frac{3}{8}$"-thick worksurface center and end panel: Low-Pressure Laminate • 3 mm radius edge band on top sides: default color to match laminate • 1 mm radius edge band vertical: default color to match laminate • Grommet on each end of trough: paint • Adjustable leveling glides • Shipped ready to assemble | <ol style="list-style-type: none"> 1 Style number 2 Low-Pressure Laminate color number for table top, center, and end panel 3 Paint color number for grommet 4 Options, if selected (see below) <p>▶ See <i>Surface Materials</i>, page 96.</p> |

For laminate group 2 and 3 pricing, please refer to the electronic catalog or SmartTools.

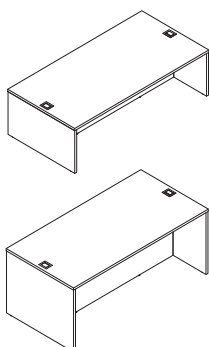
| Options | U.S. Price | | Required to Specify | |
|--|--|-------------------------------|---------------------|--|
| Surface Materials | High-Pressure Laminate | 28"H | 40"H | Specify High-Pressure Laminate color number. Specify High-Pressure Laminate color number. Specify High-Pressure Laminate color number. ▶ See <i>Surface Materials Reference Manual</i> . |
| • High-Pressure Laminate price group 1 | +\$ 812 | +\$ 919 | | |
| • High-Pressure Laminate price group 2 | See information at left | | | |
| • High-Pressure Laminate price group 3 | See information at left | | | |
| • Open Line laminate | +\$ 102 plus cost of laminate | +\$ 102 plus cost of laminate | | |
| | Wood veneer | 28"H | 40"H | Specify wood color number. Specify wood color number. Specify wood color number. |
| • Wood group 1 | +\$2311 | +\$2426 | | |
| • Wood group 2 | +\$2764 | +\$2897 | | |
| • Wood group 3 | +\$3079 | +\$3211 | | |
| | Paint | | | Specify paint color number. Specify paint color number. Specify paint color number. |
| • Paint price group 1 | No cost | | | |
| • Paint price group 2 | +\$ 23 | | | |
| • Paint price group 3 | +\$ 35 | | | |
| Modesty Panel | • Contrasting modesty panel | +\$ 152 | | Specify <i>with contrasting modesty panel</i> and indicate color number. |
| Receptacles | • Pop-up receptacle: set of 2 power on each end | +\$1086 | | Specify <i>with 2 power receptacle</i> and specify paint color number. Specify <i>with 1 power/1 data receptacle</i> and specify paint color number. Specify <i>with 1 power/1 USB A+C</i> and and specify paint color number. |
| | • Pop-up receptacle: set of 1 power, 1 data on each end | +\$1086 | | |
| | • Pop-up receptacle: set of 1 power, 1 USB A+C at each end | +\$1248 | | |
| Related Products | • Mobile Storage Cabinets | | | ▶ Page 86 |
| | • Table Drawer | | | ▶ Page 85 |
| | • Receptacles | | | ▶ Page 94 |

Tip: Contrasting finishes are limited to the primary finish (Low-Pressure Laminate with contrasting Low-Pressure Laminate, High-Pressure Laminate with contrasting High-Pressure Laminate, or veneer with contrasting veneer).

Tip: Pop-up receptacles come with a 10' cord.

Specification Information

| Dimensions | | | Style Number | U.S. Base Price |
|------------|-----|-----|-----------------|-----------------|
| D | W | H | | |
| 48" | 96" | 28" | TS4TLP28 | \$3196 |
| 48" | 96" | 40" | TS4TLP40 | \$3544 |



Big Tables, continued

Big Tables—Half Depth

| Standard Includes | | Required to Specify |
|---|---|---|
| <ul style="list-style-type: none"> ▶ Need help? Product details, page 74 | <ul style="list-style-type: none"> • 1 3/8"-thick worksurface center and end panel: Low-Pressure Laminate • 3 mm radius edge band on top sides: default color to match laminate • 1 mm radius edge band vertical: default color to match laminate • Adjustable leveling glides • Shipped ready to assemble | <ul style="list-style-type: none"> 1 Style number 2 Low-Pressure Laminate color number for table top, center, and end panel 3 Options, if selected (see below) ▶ See <i>Surface Materials</i>, page 96. |

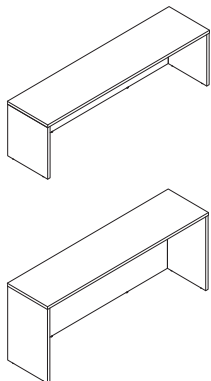
Tip: Big Tables—Half Depth use the center panel at the end (not in the center like the other Big Tables).

For laminate group 2 and 3 pricing, please refer to the electronic catalog or SmartTools.

Tip: Contrasting finishes are limited to the primary finish (Low-Pressure Laminate with contrasting Low-Pressure Laminate, High-Pressure Laminate with contrasting High-Pressure Laminate, or veneer with contrasting veneer).

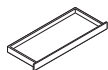
| Options | | U.S. Price | | Required to Specify |
|--------------------------|--|-------------------------------|-------------------------------|---|
| Surface Materials | High-Pressure Laminate | 28"H | 40"H | Specify High-Pressure Laminate color number. Specify High-Pressure Laminate color number. Specify High-Pressure Laminate color number. ▶ See <i>Surface Materials Reference Manual</i> . |
| | <ul style="list-style-type: none"> • High-Pressure Laminate price group 1 • High-Pressure Laminate price group 2 • High-Pressure Laminate price group 3 • Open Line laminate | +\$ 655 | +\$ 730 | |
| | | See information at left | See information at left | |
| | | +\$ 102 plus cost of laminate | +\$ 102 plus cost of laminate | |
| | Wood veneer | 28"H | 40"H | Specify wood color number. Specify wood color number. Specify wood color number. |
| | <ul style="list-style-type: none"> • Wood group 1 • Wood group 2 • Wood group 3 | +\$2109 | +\$2211 | |
| | | +\$2527 | +\$2653 | |
| | | +\$2841 | +\$2967 | |
| Modesty Panel | <ul style="list-style-type: none"> • Contrasting modesty panel | +\$ 152 | | Specify <i>with contrasting modesty panel</i> and indicate color number. |
| Related Products | <ul style="list-style-type: none"> • Mobile Storage Cabinets • Table Drawer • Receptacles | | | ▶ Page 86 ▶ Page 85 ▶ Page 94 |

| Specification Information | | | | |
|---------------------------|-----|-----|-----------------|------------|
| Dimensions | | | Style | U.S. |
| D | W | H | Number | Base Price |
| 24" | 96" | 28" | TS4TLH28 | \$2394 |
| 24" | 96" | 40" | TS4TLH40 | \$2907 |



For Canadian Pricing
Multiply U.S. Price by the Canadian price factor.
▶ See page 1 for details.

Table Drawer



Tip: If Mobile Storage Cabinet is used underneath a Table Drawer, Storage Cabinet will require the glide option instead of casters in order to clear the Table Drawers.

| Standard Includes | | Required to Specify |
|---------------------------------------|--|--|
| ▶ Need help? Product details, page 74 | <ul style="list-style-type: none"> • Drawer: Low-Pressure Laminate • Black laminate drawer interior • Attachment hardware | 1 Style number 2 Low-Pressure Laminate color number for drawer ▶ See <i>Surface Materials</i> , page 96. |

| Related Products | |
|--|------------------------|
| <ul style="list-style-type: none"> • Big Table • Big Table with Trough | ▶ Page 81 ▶ Page 82 |

| Specification Information | | | | |
|---------------------------|-----|----|-----------------|------------|
| Dimensions | | | Style Number | U.S. Price |
| D | W | H | | |
| 18" | 46" | 3" | TS4TLDRW | \$626 |

Center Rail



| Standard Includes | | Required to Specify |
|---------------------------------------|--|---------------------|
| ▶ Need help? Product details, page 75 | <ul style="list-style-type: none"> • Rail: anodized aluminum • Attachment hardware | Style number |

| Related Products | |
|---|-----------|
| <ul style="list-style-type: none"> • Big Table with Trough | ▶ Page 82 |

| Specification Information | | | | |
|---------------------------|-----|--------|-----------------|------------|
| Dimensions | | | Style Number | U.S. Price |
| D | W | H | | |
| 3/4" | 80" | 4 1/2" | TS4TRAIL | \$429 |



For Canadian Pricing
 Multiply U.S. Price by the Canadian price factor.
 ▶ See page 1 for details.

Mobile Storage Cabinets

Tip: Order a Cabinet Stop Bracket (TS4C025SR), available through Service Parts, to assure that the cabinets are aligned with the Big Table edge.

Tip: Remember to specify lock cylinder and key.

▶ Lock and Keying, page 534

| Standard Includes | Required to Specify |
|--|--|
| <ul style="list-style-type: none"> ▶ Need help? Product details, page 76 • Mobile Storage Cabinet: Low-Pressure Laminate • Two, height-adjustable shelves • Casters • Shipped assembled | <ul style="list-style-type: none"> 1 Style number 2 Low-Pressure Laminate color number for Storage Cabinet 3 Options, if selected (see below) ▶ See <i>Surface Materials</i>, page 96. |

| Options | U.S. Price | Required to Specify |
|--|--|--|
| Lock <ul style="list-style-type: none"> • 9201 Polished Chrome • 9250 Ember Chrome | <ul style="list-style-type: none"> +\$165 +\$165 | Specify with 9201 Polished Chrome. Specify with 9250 Ember Chrome. |
| Glides <ul style="list-style-type: none"> • Glides | No cost | Specify with glides. |
| Related Products <ul style="list-style-type: none"> • Big Tables • Big Tables with Trough | | <ul style="list-style-type: none"> ▶ Page 81 ▶ Page 82 |

| Specification Information | | | | |
|---------------------------|---|---|--------|------------|
| Dimensions | | | Style | U.S. |
| D | W | H | Number | Base Price |
| | | | | |

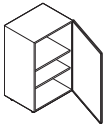
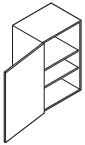
Storage Cabinets

Left-hand

| | | | | |
|------|-----|-----|----------------|--------|
| 18½" | 23" | 38" | TS4TSLH | \$1540 |
|------|-----|-----|----------------|--------|

Right-hand

| | | | | |
|------|-----|-----|----------------|--------|
| 18½" | 23" | 38" | TS4TSRH | \$1540 |
|------|-----|-----|----------------|--------|



For Canadian Pricing

Multiply U.S. Price by the Canadian price factor.

▶ See page 1 for details.

Paper Table and Accessories

Paper Table



Tip: If glass option is selected, standard stack of paper will be omitted.

| | Standard Includes | Required to Specify |
|---------------------------------------|--|---|
| ▶ Need help? Product details, page 77 | <ul style="list-style-type: none"> Table base: High-Pressure Laminate Plastic rotating table top: arctic white Steel table top tray: arctic white Stack of paper: 44 sheets Shipped assembled | 1 Style number 2 High-Pressure Laminate color number for table base: <ul style="list-style-type: none"> 2535 Virginia Walnut 2536 Blackwood 2538 Clear Walnut 2HAK Clear Oak 3 Options, if selected (see below) ▶ See <i>Surface Materials</i> , page 96. |

| | Options | U.S. Price | Required to Specify |
|-------------------------|--|------------|----------------------------------|
| Paper | <ul style="list-style-type: none"> Omit paper | -\$190 | Specify <i>with omit paper</i> . |
| Glass | <ul style="list-style-type: none"> Glass | +\$ 27 | Specify <i>with glass</i> . |
| Related Products | <ul style="list-style-type: none"> Paper Glass | | ▶ See below ▶ Page 88 |

| Specification Information | | | | |
|---------------------------|-----|------|--------|------------|
| Dimensions | | | Style | U.S. |
| D | W | H | Number | Base Price |
| 25" | 25" | 22½" | TS4TPT | \$1529 |

Paper



| | Standard Includes | Required to Specify |
|---------------------------------------|--|---------------------|
| ▶ Need help? Product details, page 77 | <ul style="list-style-type: none"> Paper: 44 sheets per stack | Style number |

| Related Products | |
|---|-------------|
| <ul style="list-style-type: none"> Paper Table | ▶ See above |

| Specification Information | | |
|---------------------------|----------|------------|
| Style Number | Quantity | U.S. Price |
| TS4TPTP | 1 stack | \$190 |
| TS4TPTP4 | 4 stacks | \$385 |
| TS4TPTP6 | 6 stacks | \$538 |

 **For Canadian Pricing**
 Multiply U.S. Price by the Canadian price factor.
 ▶ See page 1 for details.

Glass



Tip: Glass top can be used as a markerboard surface.

| Standard Includes | Required to Specify |
|-------------------|---------------------|
|-------------------|---------------------|

- | | |
|---------------------------------------|----------------------------------|
| ▶ Need help? Product details, page 77 | • Tempered glass Style number |
|---------------------------------------|----------------------------------|

| Related Products |
|------------------|
|------------------|

- | | |
|---------------|-----------|
| • Paper Table | ▶ Page 87 |
|---------------|-----------|

| Specification Information |
|---------------------------|
|---------------------------|

| • Style Number | • U.S. Price |
|----------------|--------------|
| TS4TPTG | \$232 |



For Canadian Pricing

Multiply U.S. Price by the Canadian price factor.

▶ See page 1 for details.

Personal Table



Tip: The Personal Table is not intended for seating purposes, and has a load limit of 40 pounds.

Tip: When ordering Open Line laminate patterns, patterns will not align between tables.

| Standard Includes | | Required to Specify |
|---|--|--|
| <ul style="list-style-type: none"> ▶ Need help? Product details, page 77 | <ul style="list-style-type: none"> • Personal Table: High-Pressure Laminate | <ol style="list-style-type: none"> 1 Style number 2 High-Pressure Laminate color number for table: <ul style="list-style-type: none"> 2535 Virginia Walnut 2730 Arctic White 2HAT Acacia 3 Options, if selected (see below) <ul style="list-style-type: none"> ▶ See <i>Surface Materials</i>, page 96. |

| Options | U.S. Price | Required to Specify |
|---|---------------------------------|--|
| Top <ul style="list-style-type: none"> • Open Line laminate | +\$102 plus cost of laminate | <ul style="list-style-type: none"> ▶ See <i>Surface Materials Reference Manual</i>. |

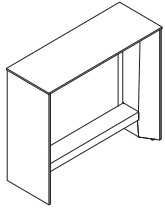
| Specification Information | | | | |
|---------------------------|-----|-----|---------------|-----------------|
| Dimensions | | | Style Number | U.S. Base Price |
| D | W | H | | |
| 19½" | 14" | 26" | TS4TWP | \$686 |



 **For Canadian Pricing**
 Multiply U.S. Price by the Canadian price factor.
 ▶ See page 1 for details.

Slim Table and Skate Table

Standing Height Slim Tables



► Need help?
Product details,
page 78

Standard Includes

- ½" thick top and sides: Low-Pressure Laminate
- Edge band on top and sides: plastic
- Steel frame and footshelf: paint
- Two simplex receptacles: plastic
- 15-amp power cord: black plastic
- Bag hook on inside of each leg frame
- Glides
- Shipped ready to assemble

Required to Specify

- 1 Style number
 - 2 Low-Pressure Laminate color number for top and sides
 - 3 Plastic color number for edge band
 - 4 Paint color number for steel frame
 - 5 Paint color number for footshelf
 - 6 Plastic color number for simplex receptacles:
6009 Arctic White
6249 Platinum Solid
6527 Merle
 - 7 Options, if selected (see below)
- See *Surface Materials*, page 96.

For laminate group 2 and 3 pricing, please refer to the electronic catalog or SmartTools.

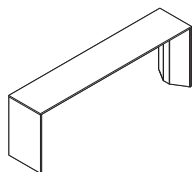
| | | Options | | U.S. Price | | Required to Specify |
|---|--|---------|------|-------------------------------|-------------------------------|---|
| | | 48"W | 60"W | | | |
| Surface Materials | Top and sides | | | | | |
| | • High-Pressure Laminate price group 1 | | | + \$416 | + \$474 | Specify High-Pressure Laminate color number. |
| | • High-Pressure Laminate price group 2 | | | See information at left | | Specify High-Pressure Laminate color number. |
| | • High-Pressure Laminate price group 3 | | | See information at left | | Specify High-Pressure Laminate color number. |
| | • Open Line laminate | | | + \$102 plus cost of laminate | + \$102 plus cost of laminate | ► See <i>Surface Materials Reference Manual</i> . |
| | • Wood group 1 | | | + \$713 | + \$822 | Specify wood color number. |
| | • Wood group 2 | | | + \$786 | + \$895 | Specify wood color number. |
| | • Wood group 3 | | | + \$856 | + \$965 | Specify wood color number. |
| Edge (High-Pressure Laminate only) | | | | | | |
| | • Plastic | | | No cost | No cost | Select plastic color number. |
| Frame | | | | | | |
| | • Paint price group 1 | | | No cost | No cost | Specify paint color number. |
| | • Paint price group 2 | | | + \$ 80 | + \$ 86 | Specify paint color number. |
| | • Paint price group 3 | | | + \$165 | + \$181 | Specify paint color number. |
| Footshelf | | | | | | |
| | • Paint price group 1 | | | No cost | No cost | Specify paint color number. |
| | • Paint price group 2 | | | + \$ 28 | + \$ 28 | Specify paint color number. |
| | • Paint price group 3 | | | + \$ 74 | + \$ 74 | Specify paint color number. |
| Power Schematic | • Two power | | | No cost | No cost | Specify <i>with 2 power</i> . |
| | • One power and one USB A+C | | | + \$206 | + \$206 | Specify <i>with 1 power and 1 USB A+C</i> . |
| | • One power and one USB C | | | + \$342 | + \$342 | Specify <i>with 1 power and 1 USB C</i> . |

| Specification Information | | | | | | |
|---------------------------|-----|-----|-------------------|-----------------|--|--|
| Dimensions | | | Style Number | U.S. Base Price | | |
| D | W | H | | | | |
| 18" | 48" | 42" | TS4TPSTS48 | \$2117 | | |
| 18" | 60" | 42" | TS4TPSTS60 | \$2401 | | |



For Canadian Pricing
Multiply U.S. Price by the Canadian price factor.
► See page 1 for details.

Slim Table



| Standard Includes | | Required to Specify |
|--|--|---|
| <p>▶ Need help? Product details, page 78</p> <ul style="list-style-type: none"> • 1/2" thick top and sides: Low-Pressure Laminate • Edge band on top and sides: plastic • Steel frame: paint • Two simplex receptacles: plastic • 15-amp power cord: black plastic • Glides • Shipped ready to assemble | | <ol style="list-style-type: none"> 1 Style number 2 Low-Pressure Laminate color number for top and sides 3 Plastic color number for edge band 4 Paint color number for steel frame 5 Plastic color number for simplex receptacles: <ul style="list-style-type: none"> 6009 Arctic White 6249 Platinum Solid 6527 Merle 6 Options, if selected (see below) <p>▶ See <i>Surface Materials</i>, page 96.</p> |

For laminate group 2 and 3 pricing, please refer to the electronic catalog or SmartTools.

Tip: High-Pressure Laminate requires plastic on edge.

Tip: High-Pressure Laminate on the Campfire Slim Table and Campfire Skate Table will be shipped in 20 business days after receipt of a clean order. Products are typically delivered within 25 business days.

| Options | U.S. Price | Required to Specify |
|---|---|--|
| <p>Surface Materials</p> <p>Top</p> <ul style="list-style-type: none"> • High-Pressure Laminate price group 1 • High-Pressure Laminate price group 2 • High-Pressure Laminate price group 3 • Open Line laminate • Wood group 1 <p>Edge (High-Pressure Laminate only)</p> <ul style="list-style-type: none"> • Plastic <p>Frame</p> <ul style="list-style-type: none"> • Paint price group 1 • Paint price group 2 • Paint price group 3 | <p>+\$268</p> <p>See information at left</p> <p>See information at left</p> <p>+\$102 plus cost of laminate</p> <p>+\$584</p> <p>No cost</p> <p>No cost</p> <p>No cost</p> <p>+\$111</p> <p>No cost</p> <p>+\$206</p> <p>+\$342</p> | <p>Specify High-Pressure Laminate color number.</p> <p>Specify High-Pressure Laminate color number.</p> <p>Specify High-Pressure Laminate color number.</p> <p>▶ See <i>Surface Materials Reference Manual</i>.</p> <p>Specify wood color number.</p> <p>Select plastic color number.</p> <p>Specify paint color number.</p> <p>Specify paint color number.</p> <p>Specify paint color number.</p> <p>Specify with 2 power.</p> <p>Specify with 1 power and 1 USB A+C.</p> <p>Specify with 1 power and 1 USB C.</p> <p>▶ See <i>Seating Specification Guide</i>.</p> <p>▶ See <i>Seating Specification Guide</i>.</p> <p>▶ See <i>Seating Specification Guide</i>.</p> |
| <p>Power Schematic</p> <ul style="list-style-type: none"> • Two power • One power and one USB A+C • One power and one USB C | <p>No cost</p> <p>+\$206</p> <p>+\$342</p> | <p>Specify with 2 power.</p> <p>Specify with 1 power and 1 USB A+C.</p> <p>Specify with 1 power and 1 USB C.</p> |
| <p>Related Products</p> <ul style="list-style-type: none"> • Big Lounge • Half Lounge • Footrest | | <p>▶ See <i>Seating Specification Guide</i>.</p> <p>▶ See <i>Seating Specification Guide</i>.</p> <p>▶ See <i>Seating Specification Guide</i>.</p> |

Specification Information

| Dimensions | | | Style Number | U.S. Base Price |
|------------|-----|-----|--------------|-----------------|
| D | W | H | | |
| 14" | 66" | 23" | TS4TPST | \$1353 |

**For Canadian Pricing**

Multiply U.S. Price by the Canadian price factor.

▶ See page 1 for details.

Skate Table



Tip: High-Pressure Laminate requires plastic on edge.

Tip: High-Pressure Laminate on the Campfire Slim Table and Campfire Skate Table will be shipped in 20 business days after receipt of a clean order. Products are typically delivered within 25 business days.

| Standard Includes | | Required to Specify |
|---|--|---|
| <ul style="list-style-type: none"> ▶ Need help? Product details, page 78 | <ul style="list-style-type: none"> • 1/2" thick top and sides: High-Pressure Laminate price group 1 • 3 mm radius edge band on top • Steel base: paint • Cord grommet: 6527 Merle • Glides: 6527 Merle • Skate wheels: 6527 Merle • Shipped ready to assemble | <ol style="list-style-type: none"> 1 Style number 2 High-Pressure Laminate color number for top 3 Paint color number for steel base 4 Options, if selected (see below) <ul style="list-style-type: none"> ▶ See <i>Surface Materials</i>, page 96. |

| Options | U.S. Price | Required to Specify |
|---|--|--|
| Surface Materials <ul style="list-style-type: none"> • High-Pressure Laminate price group 2 • Open Line laminate | +\$141 +\$102 plus cost of laminate | Specify High-Pressure Laminate color number. ▶ See <i>Surface Materials Reference Manual</i> . |
| Edge (High-Pressure Laminate only) <ul style="list-style-type: none"> • Plastic | No cost | Select plastic color number. |
| Base <ul style="list-style-type: none"> • Paint price group 1 • Paint price group 2 • Paint price group 3 | No cost No cost +\$ 65 | Specify paint color number. Specify paint color number. Specify paint color number. |
| Related Products <ul style="list-style-type: none"> • Big Lounge • Half Lounge • Slim Table • Footrest | | <ul style="list-style-type: none"> ▶ See <i>Seating Specification Guide</i>. ▶ See <i>Seating Specification Guide</i>. ▶ Page 91 ▶ See <i>Seating Specification Guide</i>. |

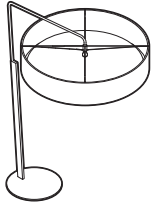
| Specification Information | | | | |
|---------------------------|-----|----------------------------------|--------|------------|
| Dimensions | | | Style | U.S. |
| D | W | H | Number | Base Price |
| 18" | 22" | 24 ⁷ / ₈ " | TS4TST | \$683 |



For Canadian Pricing
 Multiply U.S. Price by the Canadian price factor.
 ▶ See page 1 for details.

Accessories

Big Lamp



Tip: Shade diameter is 55".

Tip: Bottom of shade is 78" off of the floor.

Tip: Light bulb is not included. Use a 100 watt A19 incandescent bulb. A compact fluorescent bulb can be used as long as the overall length does not exceed 4 7/16".

| Standard Includes | | Required to Specify |
|---|---|---|
| <ul style="list-style-type: none"> ▶ Need help? Product details, page 80 | <ul style="list-style-type: none"> • Lamp base: paint price group 1 • Lamp shade: Cogent: Connect • 9' cord with three-prong plug • Shipped ready to assemble | <ol style="list-style-type: none"> 1 Style number 2 Paint color number for lamp base 3 Fabric color number for lamp shade 4 Options, if selected (see below) <ul style="list-style-type: none"> ▶ See <i>Surface Materials</i>, page 96. |

| Options | U.S. Price | Required to Specify |
|---|--|---|
| Surface Materials <ul style="list-style-type: none"> • Paint price group 1 • Paint price group 2 • Paint price group 3 | Base <ul style="list-style-type: none"> • No cost • No cost • +\$86 | <ul style="list-style-type: none"> Specify paint color number. Specify paint color number. Specify paint color number. |

| Specification Information | | | | |
|---------------------------|-----|-----|--------|------------|
| Dimensions | | | Style | U.S. |
| D | W | H | Number | Base Price |
| 55" | 76" | 93" | TS4TBL | \$2595 |

Campfire

Vertical Cord Cover



| Standard Includes | Required to Specify |
|---|--|
| <ul style="list-style-type: none"> • Vertical Cord Cover: black plastic • Attachment hardware | <ul style="list-style-type: none"> Style number |

| Related Products | |
|--|--|
| <ul style="list-style-type: none"> • Big Table • Big Table with Trough | <ul style="list-style-type: none"> ▶ Page 81 ▶ Page 82 |

| Specification Information | | |
|---------------------------|-----------|-------|
| Length | Style | U.S. |
| | Number | Price |
| 28" | TS4TVWM28 | \$36 |
| 40" | TS4TVWM40 | \$55 |



For Canadian Pricing
 Multiply U.S. Price by the Canadian price factor.
 ▶ See page 1 for details.

Receptacles



Standard Includes **Required to Specify**

- Receptacle: paint
- Attachment hardware
- 10' electrical cord

- 1 Style number
- 2 Paint color number
- 3 Options, if selected (see below)
- ▶ See *Surface Materials*, page 96.

Options **U.S. Price** **Required to Specify**

Surface Materials

Paint

- Paint price group 1
- Paint price group 2
- Paint price group 3

No cost
+\$23
+\$35

Specify paint color number.
Specify paint color number.
Specify paint color number.

Related Products

- Big Table with Trough

▶ Page 82

Specification Information

Style Number

U.S. Base Price

Tip: Pop-up receptacles come with a 10' cord.

▶ See Understanding page 74 to understand price differences between power options.

Dual Pop-Up Receptacle, Power on Each End

TS4TPWR \$1129

Dual Pop-Up Receptacle, One Power and One Data Port on Each End

TS4TPWRD \$1129

Dual Pop-Up Receptacle, One Power and One USB A+C Port on Each End

TS4TPWRUSB \$1296

Dual Pop-Up Receptacle on One End

TS4TPWR1 \$ 423

Dual Pop-Up Receptacle, One Power and One Data Port on One End

TS4TPWRD1 \$ 423

Dual Pop-Up Receptacle, One Power and One USB A+C on One End

TS4TPWRUSB1 \$ 508



For Canadian Pricing

Multiply U.S. Price by the Canadian price factor.

▶ See page 1 for details.

Surface Materials

This listing includes all the surface material choices that are available for the products in this specification guide.

Resources

For more information about surface materials, refer to the following resources:

Additional surface materials specification tools are available to assist you in the specification process—the Surface Materials Binders.

The global surface materials palette is a core collection of finishes that is available across multiple geographies (Americas/EMEA – Europe, Middle East, and Africa/APAC – Asia Pacific) and on global product lines, where applicable. For a list of finishes included in the offering, see the *Surface Materials Reference Manual*. Additional details, like product approvals by geography and finish number conversions, can also be found in the *Surface Materials Reference Manual* or see steelcase.com/surface-materials.

Surface Materials Binders include:

- *Surface Materials Reference Manual*
- A complete set of swatch cards for hard surfaces, vertical surface fabrics, and seating upholstery

Wood

Steelcase carefully selects veneer and solid wood for consistent color and grain structure. Wood is a natural material and variations will occur in color, grain and texture. These variations are part of the inherent natural beauty of wood and are not considered defects.

Wood veneers and solid wood finishes will not be an exact match to woodgrain laminates. We highly recommend ordering physical samples to understand visual differences.

Forest Stewardship Council (FSC) certified wood (veneer and core) is available on most Steelcase wood products through the Specials RFQ process.

All wood products will darken with age and exposure to ultraviolet light. This is especially apparent with cherry and maple veneer. We recommend that desk accessories be rearranged periodically to ensure even aging of wood surfaces.

When storing your wood furniture, please follow the following guidelines:

- Do not store products in trailers
- Store products in areas that simulate office temperatures (60°F to 90°F)
- Store products in areas that maintain constant, office-like humidity levels
- Keep product away from light. Cover products to make sure they are not exposed to light.

Ⓔ = Established

Steelcase Surfaces

Veneer

Veneers are matched for proper balance and consistency. Veneers are available quarter cut, except for Oak, which is rift cut. Refer to page 100 for descriptions of each cut.

Applies to:

- Ottoman round legs
- V1AC Natural Cherry
- V1AM Clear Maple
- V1EW Dark Walnut

Applies to:

- Big Table

Open-pore finish is a medium gloss finish that leaves the wood grain texture visible to the eye and distinguishable to the touch.

Veneer

Wood Group 1

Flat-cut open-pore

- 3062 FC/OP Graphite Walnut
- 3402 FC/OP Clear Cherry (Aged)
- 3412 FC/OP Natural Cherry Ⓔ
- 3422 FC/OP Medium Cherry
- 3522 FC/OP Clear Maple
- 3592 FC/OP Blonde on Maple Ⓔ
- 3702 FC/OP Clear Walnut
- 3712 FC/OP Natural Walnut
- 3752 FC/OP Medium Walnut Ⓔ
- 3762 FC/OP Dark Walnut
- 3772 FC/OP Medium Mahogany on Walnut

Flat-Cut Open-Pore, Natural Veneer

- 3342 FC/OP Black Walnut
- 35A2 FC/OP Blanch Maple
- 37A2 FC/OP Thunder Walnut

Quarter-Cut Open-Pore

- 3042 QC/OP Ash
- 3222 QC/OP Clear Maple
- 3292 QC/OP Blonde on Maple Ⓔ
- 3302 QC/OP Clear Walnut
- 3312 QC/OP Natural Walnut
- 3352 QC/OP Medium Walnut Ⓔ
- 3362 QC/OP Dark Walnut
- 3372 QC/OP Medium Mahogany on Walnut
- 3382 QC/OP Graphite Walnut

Quarter-Cut Open-Pore, Natural Veneer

- 32A2 QC/OP Blanch Maple
- 33A2 QC/OP Thunder Walnut
- 3392 QC/OP Black Walnut

Rift-Cut Open-Pore

- 3602 RC/OP Desert Oak

Rift-Cut Full-Fill, Natural Veneer

- 36A2 RC/OP Volcanic Oak

Wood Group 3

Flat-Cut Open-Pore, Natural Veneer

- 3082 FC/OP Washed Walnut

Wood Group 1

Open-Pore Planked Veneer

- 3P41 OP Planked Cherry
- 3P51 OP Planked Maple
- 3P61 OP Planked Oak
- 3P71 OP Planked Walnut
- 3VFX OP Unmarked Oak

Tip: Known for its uniqueness, planked veneer has intentional and natural variations that include, but are not limited to: character marks, grain pattern, color, and natural color aging.

Full-Fill

Full-fill finish is a medium-gloss finish that completely fills the grain texture, yet allows the grain pattern to be seen. The wood has a lustrous, satiny look, and it is smooth to the touch. This finish is available on the wood worksurface or field-installed top only.

Wood Group 2

Flat-Cut Full-Fill

- 3064 FC/FF Graphite Walnut
- 3404 FC/FF Clear Cherry (Aged)
- 3414 FC/FF Natural Cherry Ⓔ
- 3424 FC/FF Medium Cherry
- 3524 FC/FF Clear Maple
- 3544 FC/FF Blonde on Maple Ⓔ
- 3704 FC/FF Clear Walnut
- 3714 FC/FF Natural Walnut
- 3754 FC/FF Medium Walnut Ⓔ
- 3764 FC/FF Dark Walnut
- 3774 FC/FF Medium Mahogany on Walnut

Flat-Cut Full-Fill, Natural Veneer

- 3734 FC/FF Black Walnut

Quarter-Cut Full-Fill

- 3224 QC/FF Clear Maple
- 3294 QC/FF Blonde on Maple Ⓔ
- 3304 QC/FF Clear Walnut
- 3314 QC/FF Natural Walnut
- 3354 QC/FF Medium Walnut Ⓔ
- 3364 QC/FF Dark Walnut
- 3374 QC/FF Medium Mahogany on Walnut
- 3384 QC/FF Graphite Walnut

Quarter-Cut Full-Fill, Natural Veneer

- 3394 QC/FF Black Walnut

Rift-Cut Full-Fill

- 3604 RC/FF Desert Oak

Wood Group 3

Flat-Cut Full-Fill, Natural Veneer

- 3084 FC/FF Washed Walnut

Premium Veneers

A selection of Premium veneers in this collection are available on most Steelcase brand products. The collection will be available as close to standard leadtimes as possible. However, because adequate supplies of veneer and solids must be secured, all orders will be scheduled individually. Leadtimes will vary based on Premium veneer and Premium solids availability at the time the order is placed. The collection is available as Wood Group 3 as part of our Select Surface program, and supported like standard veneers to make ordering easy. Please see the Steelcase surface materials section on village.steelcase.com for sample information and product line availability. All premium veneers are in clear-coat.

Wood Group 3

Quarter-Cut Open-Pore
3832 QC/OP Figured Anegre

Select Surfaces

Composite Veneer

Composite veneers are an engineered wood intended to create specific grain patterns and characteristics. They are pre-stained and finished with Steelcase's Clarity water-borne UV topcoat, which protects the environment while providing durability and clarity. Only open-pore finishes are available on composite wood. Composite veneer and matching edge bands are available on most Steelcase brand products. Composites, for use as a solid nosing substitute, are not available. Steelcase does not recommend mixing composite veneers with natural solid nosings because composite and natural wood grain and color matching are rarely compatible. Composite veneers are available as Wood Group 1 pricing as part of our Select Surfaces program.

Wood Group 1

Flat-Cut Open-Pore
3JDX FC/OP Oak Composite
3JJX FC/OP Walnut Composite

Quarter-Cut Open-Pore
3F8X QC/OP European Walnut Composite
3GGX QC/OP Zebrano Composite
3HGX QC/OP Oak Composite
3HVX QC/OP Walnut Composite
3ZNX QC/OP Night Cerused Oak Composite

Custom Surfaces

Customiz stain is a service that allows you to create your own stain colors and finishes on standard veneer. Customiz stain color is available on all product lines that offer wood veneer.

A \$500 stain-matching fee applies on CUSTOMIZ requests (Exception: The \$500 fee does not apply on matches to Coalesse standard finishes or for a low-gloss finish request on a standard color). The \$500 fee covers the cost of formulating the Customiz color finish and applies regardless of whether or not an order for product is placed.

In addition, an approval form must be signed to indicate customer acceptance of Customiz match. A \$1500 initiation fee will be charged prior to first order entry. This initiation fee activates the finish for unlimited use on any Steelcase product for an 18 month time period. After the 18 month time period has lapsed, the Customiz finish may be reactivated for another 18 months for a \$1000 fee at any point within five years after the \$1500 initiation fee was paid. If the finish is not reactivated within five years after the \$1500 initiation fee was paid, the finish will be culled and the customer will need to pay the \$1500 initiation fee again. All style number related Customiz charges products are no cost as of April 2014. The matching and initiation fees are not discountable.

Customiz stain takes 10 days to formulate. Consult the *Surface Materials Reference Manual* for more information. Custom veneers are also available and must be quoted by Steelcase specials group. Customiz stain on custom veneers takes 2 to 4 weeks to formulate.

Requirements and information on ordering a Customiz stain color are found in the *Surface Materials Reference Manual*.

Laminate

Steelcase Surfaces

High-Pressure Laminate

Price Group 1

Applies to:

- Paper Table

2535 Virginia Walnut
2536 Blackwood **E**
2538 Clear Walnut

Applies to:

- Personal Table

2535 Virginia Walnut
2730 Arctic White
2HAT Acacia

Applies to:

- Skate Table

Solid Laminate

2730 Arctic White
2746 Black
2811 Mist **E**
2883 Seagull
2884 Milk
2HMG Merle

Woodgrain Laminate

2409 Clear Maple
2410 Graphite Walnut
2511 Winter on Maple
2535 Virginia Walnut
2536 Blackwood **E**
2538 Clear Walnut
2HAK Clear Oak
2HAN Ash Noce
2HAT Acacia
2HAW Ash Wenge
2HCN Clay Noce
2HCW Clay Wenge
2HSN Storm Noce

Applies to:

- Campfire Big Table
- Campfire Slim Table

Fiber Laminate

2850 Vanadium Fiber
2854 Vellum Fiberc
2860 Granite Fiber
2862 Stucco Fiber **E**

Micro Laminate

2920 Marl Micro
2921 Gypsum Micro
2922 Clay Micro
2923 Shadow Micro **E**

Patina Laminate

2870 Blonde Bronze Patina
2873 Instant Iron Patina

Solid Laminate

2722 Cream **E**
2730 Arctic White
2746 Black
2759 Warm White
2811 Mist **E**
2883 Seagull
2884 Milk
2885 Dune
2HAA Persian Salt
2HAB Rose
2HAC Indigo
2HAD Green Citrine
2HAE Dark Olivine
2HAF Cloudy
2HMG Merle
2HWU Clay
2HWV Chalk

Surface Materials, continued

Speckle Laminate

- 2820 Coffee Speckle **E**
- 2823 Driftwood Speckle
- 2824 Smoke Speckle
- 2825 Vanadium Speckle

Tip: Some wood veneer finishes and woodgrain laminates share the same name. Because of the difference in materials, veneers and laminates of the same name are not an exact match but do coordinate with each other.

Woodgrain Laminate

- 2406 Clear Cherry **E**
- 2409 Clear Maple
- 2410 Graphite Walnut*
- 2412 Natural Cherry
- 2422 Medium Cherry
- 2511 Winter on Maple
- 2535 Virginia Walnut
- 2536 Blackwood **E**
- 2538 Clear Walnut
- 2592 Blonde on Maple **E**
- 2714 Natural Walnut **E**
- 2HAK Clear Oak
- 2HAN Ash Noce
- 2HAT Acacia
- 2HAW Ash Wenge
- 2HBN Bisque Noce
- 2HBW Bisque Wenge
- 2HCN Clay Noce
- 2HCW Clay Wenge
- 2HSN Storm Noce
- 2HSW Storm Wenge
- 2HWA Grey Kingswood
- 2HWB Planked Walnut
- 2HWD Resolute Walnut
- 2HWE Natural Recon
- 2HWF Smoked Walnut
- * When blending laminate and veneer on the same unit, the Graphite Walnut laminate is Quarter Cut and matches Quarter Cut Graphite Walnut veneer.

Textured Laminate

- 2TH2 Fawn Cypress***
- 2TH4 Saddle Oak
- 2TH5 Veranda Teak
- 2TH7 Walnut Heights
- 2UH1 Reclaimed Aggregate
- 2UH2 Reclaimed Gravel
- 2UH4 Cement**
- 2UH6 Sheetrock
- **2UH4 Cement has limited sizing availability, determined by product sizing and/or options. Rectangular tops with a width of 143" or greater and round tops with a diameter of 59" or greater are not available.
- ***2TH2 Fawn Cypress is the only Textured Laminate available on Campfire Skate Table.

E = Established

Price Group 3**Solid Laminate**

- 24H1 Satin White
- 24H2 Satin Black
- 24H3 Satin Stone
- 24H4 Satin Mocha

Steelcase Surfaces**Low-Pressure Laminate**

Applies to:

- Big Table
- Mobile Storage Cabinet
- Mobile Storage Cabinet with Wardrobe
- Slim Table Top and Sides

Fiber Laminate

- 2L50 Vanadium Fiber LPL

Solid Laminate

- 247L Black V2 LPL
- 2L30 Arctic White LPL
- 2L83 Seagull LPL
- 2L84 Milk LPL
- 2L85 Dune LPL
- 2LMG Merle LPL

Woodgrain Laminate

- 24L0 Graphite Walnut LPL
- 25L1 Winter on Maple LPL
- 25L5 Virginia Walnut LPL
- 25L6 Blackwood LPL **E**
- 25L8 Clear Walnut LPL
- 267L Marbled Cherry V2 LPL **E**
- 26L1 Natural Cherry V2 LPL
- 2L09 Clear Maple LPL
- 2LAK Clear Oak LPL
- 2LAN Ash Noce LPL
- 2LAT Acacia LPL
- 2LAW Ash Wenge LPL
- 2LBN Bisque Noce LPL
- 2LBW Bisque Wenge LPL
- 2LCN Clay Noce LPL
- 2LCW Clay Wenge LPL
- 2LSN Storm Noce LPL
- 2LSW Storm Wenge LPL
- 2LWA Grey Kingswood LPL
- 2LWB Planked Walnut LPL
- 2LWD Resolute Walnut LPL
- 2LWF Smoked Walnut LPL
- 2LWG Natural Recon LPL
- 2TL2 Fawn Cypress LPL

Custom Surfaces**Open Line Laminate (OLL)**

This service allows you to order non-standard laminate at an additional processing fee of \$102 U.S. per unit, plus the cost of the laminate.

High-Pressure Laminate pricing does not include premium or digitally printed patterns from any suppliers. Laminate cost may also vary for basic or standard laminates from other suppliers. Please contact the OLL consultant at 616.475.2426 for pricing. The cost of the laminate will be added to your invoice as a separate line on the acknowledgement.

When processing orders for Open Line laminate, specify 2900 in the laminate finish field and enter the OLL manufacturer information. Specify appropriate 2K finish number for the edge finish.

Laminate Approval and Material Requirements

To confirm whether a particular laminate has already been tested for use on a specific Steelcase product or to determine material square foot requirements:

- Visit www.steelcase.com

For additional information, refer to the *Steelcase Surface Materials Reference Manual*.

Paint**Steelcase Surfaces**

Applies to:

- Big Table trough
- 4799 Platinum Metallic

Applies to:

- Big Lamp base
- Slim Table frame
- Skate Table base

Price Group 1**Smooth Paint**

- 4238 Mocha
- 4239 Clay
- 4240 Chalk
- 4242 Milk

Textured Paint

- 7207 Black
- 7225 Sand
- 7237 Slate
- 7238 Fieldstone
- 7239 Midnight
- 7241 Arctic White
- 7243 Seagull
- 7250 Sterling Dark Solid
- 7360 Merle

Price Group 2**Smooth Paint**

- 0835 Black
- 4140 Arctic White Gloss
- 4144 Black Gloss
- 4700 Warm White

Metallic Paint

- 4743 Mineral Metallic
- 4750 Champagne Metallic
- 4798 Sterling Metallic
- 4799 Platinum Metallic
- 4803 Near Black Metallic

Textured Metallic

- 7245 Carbon Metallic
- 7246 Midnight Metallic

Price Group 3**Accent Paint**

- 1ATG Rose Quartz
- 4AV3 Blue Jay
- 4AV4 Baltic
- 4AX1 Citron
- 4AY2 Chili
- 4AZ5 Marlin
- 4CL1 Dark Olivine
- 4CL2 Ice Blue
- 4CL3 Aura
- 4CL4 Sea Glass
- 4CL5 Light Matcha
- 4CL6 Terra
- 4CL7 Sandstone
- 4CL8 Smokey Plum
- 4CZ5 Honey
- 4CZ6 Lagoon
- 4CZ8 Light Peacock

Applies to:

- Big Table Power Receptacles

Price Group 1**Smooth Paint**

- 4242 Milk

Textured Paint

- 7207 Black
- 7241 Arctic White
- 7243 Seagull
- 7360 Merle

Price Group 2**Metallic Paint**

- 4799 Platinum Metallic

Applies to:

- Big Lamp base
- Skate Table base
- Slim Table frame
- Standing Height Slim Table frame

Coatings

- 1ATT Cast Shadow

Lux Coatings

- 4B20 Obsidian
- 4B22 Matte Brass
- 4B23 Burnished Bronze
- 4B24 Night Bronze
- 4B25 Matte Copper
- 4B26 Smoked Mica
- 4B29 Cast Iron

Custom Surfaces**Perfect Match**

PerfectMatch is a service that allows you to create your own paint color. Refer to the *Surface Materials Reference Manual* for more information about this program.

Price Group 3

- 4990 PerfectMatch Paint

Plastic**Steelcase Surfaces**

Applies to:

- Footrest

6009 Arctic White
6333 Picasso
6335 Wasabi
6338 Chili
6527 Merle

Applies to:

- Standing Height Slim Table Simplex Receptacles

6009 Arctic White
6249 Platinum Solid
6527 Merle

Applies to:

- Slim Table

6000 Black
6009 Arctic White
6034 Natural Cherry
6036 Medium Cherry
6037 Winter on Maple
6038 Blonde on Maple **E**
6041 Natural Walnut **E**
6052 Milk
6053 Seagull
61AA Persian Salt
61AB Rose
61AC Indigo
61AD Green Citrine
61AE Dark Olivine
61AF Cloudy
6213 Acacia
6219 Clear Oak
6231 Graphite Walnut*
6237 Clear Maple*
6242 Virginia Walnut
6243 Blackwood **E**
6245 Clear Walnut
6249 Platinum Solid
6271 Plywood
6527 Merle
6619 Ice
6631 Cream **E**
6635 Dawn
6636 Mist
6654 Sand
6655 Warm White
6695 Midnight
6697 Fog
6698 Fieldstone
66WA Grey Kingswood
66WB Planked Walnut
66WD Resolute Walnut
66WE Natural Recon
66WF Smoked Walnut
66WU Clay
66WV Chalk
6703 Ash Wenge
6704 Storm Wenge
6705 Bisque Wenge
6706 Clay Wenge
6707 Ash Noce
6708 Bisque Noce
6709 Clay Noce
6710 Storm Noce

E = Established

Applies to:

- Big Table
 - Slim Table
- 6T02 Fawn Cypress
6T04 Saddle Oak
6T05 Veranda Teak
6T07 Walnut Heights
6T08 Aggregate
6T09 Gravel
6T10 Cement
6T12 Sheetrock
* Not available on Low-Pressure Laminate

Applies to:

- Round Power
- 5U23 Blue Jay
6249 Platinum Solid
6337 Element
6338 Chili
6527 Merle

Tip: Module power is available in black only.

Applies to:

- Campfire Standing Height Slim Table Simplex Receptacles
- 6009 Arctic White
6249 Platinum Solid
6527 Merle
6655 Warm White

Select Surfaces

For information on products within Select Surfaces, including accent paints and fabrics from Designtex, Gabriel, Kvadrat, and Pollack, please refer to the *Surface Materials Reference Manual* or visit steelcase.com/surface-materials under the Select Surfaces section.

Custom Surfaces**Price Group COM (Customer's Own Material)****Fabric Approval and Yardage**

To confirm whether a particular COM material has already been tested for use on a specific Steelcase product or to determine actual yardage requirements:

- Visit www.steelcase.com

For additional information regarding Customer's Own Material, call 1.888.STEELCASE (1.888.783.3522) or send an e-mail to lineone@steelcase.com.

Fabric

Applies to:

- Big Lamp shade

Cogent: Connect

5S15 Coconut
5S16 Turmeric
5S17 Tangerine/Honey
5S18 Scarlet
5S19 Concord
5S21 Blue Jay
5S23 Wasabi
5S24 Nickel
5S25 Graphite
5S26 Licorice
5S27 Malt
5S28 Root Beer
5S93 Indigo/Blueprint
5S94 Lizard/Jungle
5S95 Sailor
5S96 Quicksilver
5S99 Lipstick/Merlot
5SD0 Royal Blue
5SD1 Aubergine
5SD2 Peacock
5SD3 Lagoon
5SD4 Saffron

Upholstery

Applies to:

- Lounges, Wedge, and Ottoman
- Not every upholstery is available on every chair.

Steelcase Surfaces**Price Group 1**

Buzz2
Era
Jacks **E**
New Black
Tip: New Black Upholstery has color numbers in both price group 1 and price group 2.

Price Group 2

Chainmail
Cogent: Connect
Foundation
New Black
Nitelights
Tip: New Black upholstery has color numbers in both price group 1 and price group 2.

Price Group 3

Billiard Multi-Use by Designtex
Gaja
Redeem
Retrieve

Price Group 5

Bo Peep
Remix
Silk

Price Group 6

Brisa

Price Group 7

Steelcase Trio

Applies to:

- Pouf

Price Group 1

Era

Price Group 5

Bo Peep

Nylon**Steelcase Surfaces**

Applies to:

- Pouf
- 5JG0 Black
5JG1 Burgundy
5JG2 Taupe
5JG3 Silver
5JG4 Teal
5JG5 Red
5JG6 Pacific Blue

Thread**Select Surfaces**

For information on products within Select Surfaces, including accent paints and fabrics from Designtex, Gabriel, Kvadrat, and Pollack, please refer to the *Surface Materials Reference Manual* or visit steelcase.com/surface-materials under the Select Surfaces section.

Applies to:

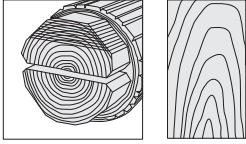
- Pouf
- UB01 Charcoal
UB02 Ash
UB03 Powder Blue
UB04 Evergreen
UB05 Bright Red

Mesh

Applies to:

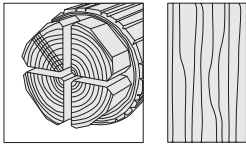
- Screen
- T615 Sultry Smoke
T620 Arctic Ermine
T625 Marina Blue

Veneer Cut Guidelines



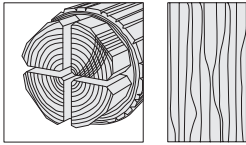
Flat Cut

Veneer is cut parallel to the flat side of the cant at a tangent to the growth rings of the tree. This produces a cathedral or oval pattern. On average, there is a 6-8" wide leaf width. On an 18" wide surface, there will likely be three leaves showing a repeated pattern.



Quarter Cut

Veneer is cut from quarter sections of the log which are produced by cutting each cant in half. Cutting lines are at an angle of approximately 90 degrees to the growth rings at the center of the quarter. This produces a straight grain or ribbon pattern. On average, leaves are 2½-4" wide.



Rift Cut

This veneer cut is specifically for oak. Cutting lines are an arc approximately perpendicular to the growth rings. This produces a comb-like straight grain or ribbon pattern. On average, leaves are 2½-4" wide.

Groupwork


Statement of Line **102**


Understanding

Groupwork Training Tables

| | |
|-----------------------|------------|
| Flip-Top | 108 |
| Non-Flip | 112 |
| Power and Connections | 116 |

Groupwork Tables

| | |
|--|------------|
| Tables | 142 |
| Top, Leg, and Base Combinations | 144 |
| Table Bases | 146 |
| Table Legs | 147 |
| Clearance Dimensions | 149 |
| Reinforcing Channel Requirement Matrix | 150 |
| Table Configurations | 151 |

Groupwork Screens **164**


Specifying

Groupwork Training Tables

| | |
|-----------------------|------------|
| Flip-Top | 122 |
| Non-Flip | 130 |
| Power and Connections | 140 |

Groupwork Tables

| | |
|------------------|------------|
| Table Tops | 152 |
| Conference Tops | 156 |
| Table Bases | 158 |
| Table Legs | 160 |
| Table Components | 162 |

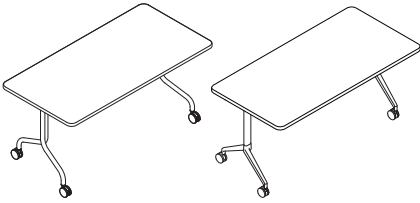
Groupwork Screens **166**


Surface Materials **170**

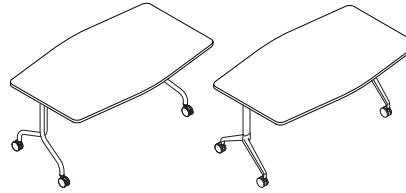
Statement of Line

Groupwork

Flip-Top Training Tables



Understanding
 ▶ Page 108
 Specifying
 ▶ Page 122



Understanding
 ▶ Page 108
 Specifying
 ▶ Page 126

Rectangle

| | 36"W | 42"W | 48"W | 60"W | 66"W | 72"W | 84"W |
|------|------|------|------|------|------|------|------|
| 19"D | | | ● | ● | ● | ● | ● |
| 24"D | ● | ● | ● | ● | ● | ● | ● |
| 30"D | ● | ● | ● | ● | ● | ● | ● |

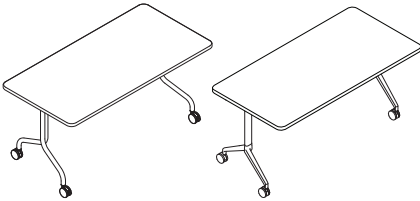
Tip: Widths are parametric to 1/16" from 36"W – 84"W.

Team

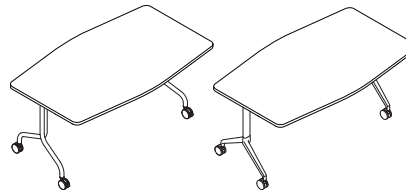
| | 60"W | 66"W | 72"W | 84"W |
|------|------|------|------|------|
| 36"D | ● | ● | ● | ● |

Tip: Widths are parametric to 1/16" from 60"W – 84"W.

Non-Flip Training Tables



Understanding
 ▶ Page 112
 Specifying
 ▶ Page 130



Understanding
 ▶ Page 112
 Specifying
 ▶ Page 134

Rectangle

| | 36"W | 42"W | 48"W | 60"W | 66"W | 72"W | 84"W |
|------|------|------|------|------|------|------|------|
| 19"D | | | ● | ● | ● | ● | ● |
| 24"D | ● | ● | ● | ● | ● | ● | ● |
| 30"D | ● | ● | ● | ● | ● | ● | ● |

Tip: Widths are parametric to 1/16" from 36"W – 84"W.

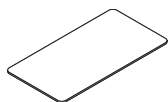
Team

| | 60"W | 66"W | 72"W | 84"W |
|------|------|------|------|------|
| 36"D | ● | ● | ● | ● |

Tip: Widths are parametric to 1/16" from 60"W – 84"W.

Groupwork, continued

Table Tops



Understanding
 ▶ Page 142
 Specifying
 ▶ Page 152

Rectangular

| | 36"W | 42"W | 48"W | 60"W | 66"W | 72"W | 84"W |
|------|------|------|------|------|------|------|------|
| 18"D | | | ● | ● | ● | ● | ● |
| 24"D | ● | ● | ● | ● | ● | ● | ● |
| 30"D | ● | ● | ● | ● | ● | ● | |



Understanding
 ▶ Page 142
 Specifying
 ▶ Page 152

Half-Round

| | 36"W | 48"W | 60"W |
|------|------|------|------|
| 18"D | ● | | |
| 24"D | | ● | |
| 30"D | | | ● |



Understanding
 ▶ Page 142
 Specifying
 ▶ Page 152

Trapezoid

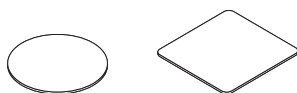
| | 48"W | 60"W |
|-----------------------------------|------|------|
| 21 ³ / ₈ "D | ● | |
| 26 ¹ / ₂ "D | | ● |



Understanding
 ▶ Page 142
 Specifying
 ▶ Page 152

90° Corner Bridge

| | 24"W | 30"W |
|------|------|------|
| 24"D | ● | |
| 30"D | | ● |



Understanding
 ▶ Page 142
 Specifying
 ▶ Page 154

Round and Square

| | 24"W | 30"W | 36"W | 42"W | 48"W |
|-----------|------|------|------|------|------|
| 24"D/Dia. | ● | | | | |
| 30"D/Dia. | | ● | | | |
| 36"D/Dia. | | | ● | | |
| 42"D/Dia. | | | | ● | |
| 48"D/Dia. | | | | | ● |



Understanding
 ▶ Page 142
 Specifying
 ▶ Page 154

Oval


| | 48"W |
|------|------|
| 24"D | ● |

Groupwork

Statement of Line, continued

Groupwork, continued

Conference Table Tops



Understanding
▶ Page 142
Specifying
▶ Page 156

Rectangular, Racetrack, and Boat-shaped Conference

| | 96"W | 120"W | 144"W |
|------|------|-------|-------|
| 48"D | ● | ● | ● |



Understanding
▶ Page 142
Specifying
▶ Page 156

Oval Conference

| | 96"W |
|------|------|
| 48"D | ● |

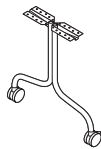
Table Legs



Post Legs
Understanding
▶ Page 147
Specifying
▶ Page 160



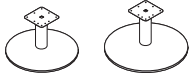
Standing-Height Adjustable Post Legs
Understanding
▶ Page 147
Specifying
▶ Page 160



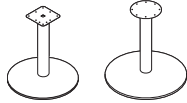
T-Legs
Understanding
▶ Page 147
Specifying
▶ Page 160

Groupwork, continued

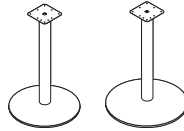
Table Bases



Coffee-Height Round Table Bases
 Understanding
 ▶ Page 146
 Specifying
 ▶ Page 158

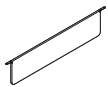


Round Table Bases
 Understanding
 ▶ Page 146
 Specifying
 ▶ Page 158

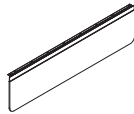


Café-Height Round Table Bases
 Understanding
 ▶ Page 146
 Specifying
 ▶ Page 158

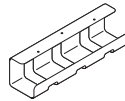
Table Components



Laminate Modesty Panels
 Understanding
 ▶ Page 143
 Specifying
 ▶ Page 162



Fabric Modesty Panel
 Understanding
 ▶ Page 143
 Specifying
 ▶ Page 137



Wire Management Trough
 Understanding
 ▶ Page 143
 Specifying
 ▶ Page 162



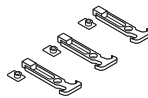
Vertical Cable Manager
 Understanding
 ▶ Page 120
 Specifying
 ▶ Page 138



Horizontal Cable Manager
 Understanding
 ▶ Page 120
 Specifying
 ▶ Page 138



Cable Management Clip
 Specifying
 ▶ Page 139




Flex Ganger Package
 Understanding
 ▶ Page 121
 Specifying
 ▶ Page 139

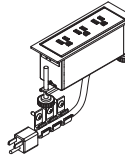
Power and Data Access



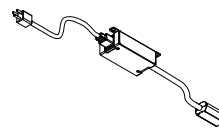
Grommet
 Understanding
 ▶ Page 116
 Specifying
 ▶ Page 140



Pop-Up Power, Cord
 Understanding
 ▶ Page 116
 Specifying
 ▶ Page 140



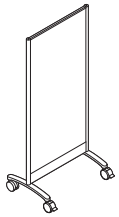
Flush Power, Cord
 Understanding
 ▶ Page 116
 Specifying
 ▶ Page 141



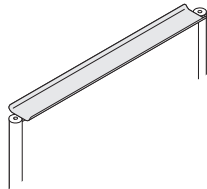
Power Infeed
 Understanding
 ▶ Page 119
 Specifying
 ▶ Page 141

Groupwork, continued

Screen and Marker Trays



Screens
Understanding
▶ Page 164
Specifying
▶ Page 166



Marker Trays
Understanding
▶ Page 164
Specifying
▶ Page 168

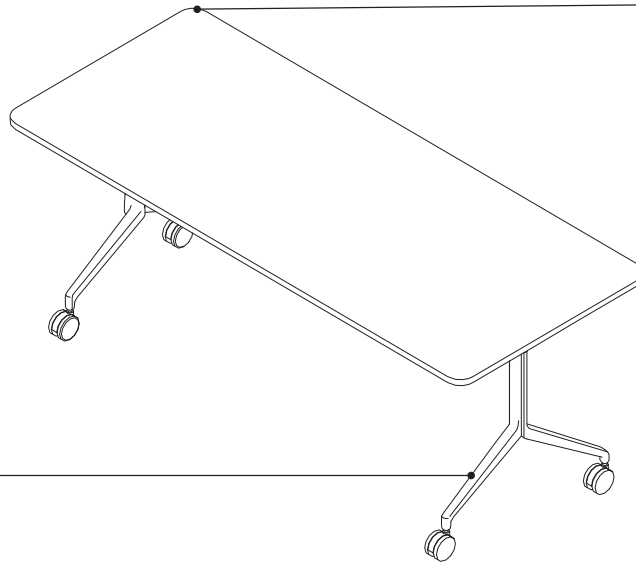
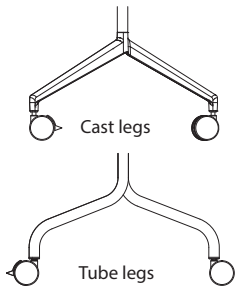


Groupwork

Flip-Top Training Tables

Groupwork flip-top training tables offer a solution for active learning environments and multipurpose rooms. With its easy to use one-handed activation lever and mechanism on the user side, one person can set it up or take it down, move it, and compactly store a roomful of tables with minimal effort. This table series is available in multiple top sizes and two leg styles on casters.

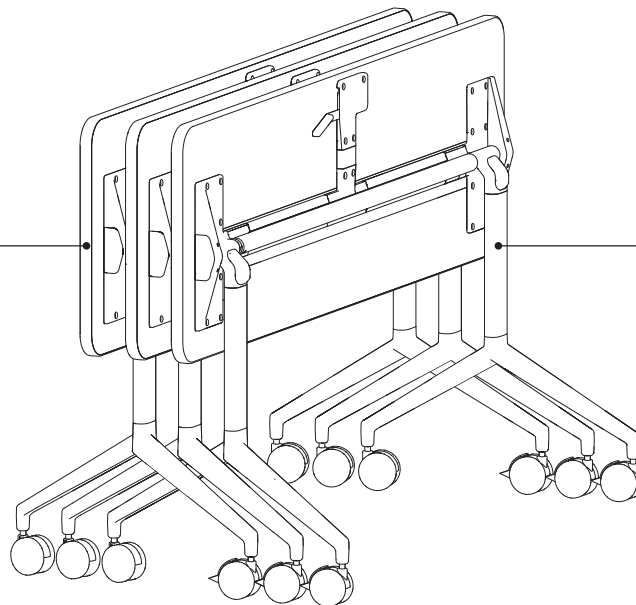
► Specifying, pages 122–126



Worksurfaces have 2" radius corners with 3 mm edge band on all sides when Low-Pressure or High-Pressure Laminate is specified. Edge band color is specifiable.

Legs are available in two styles: cast and tube. Legs support 19"D, 24"D, and 30"D rectangle tables and 36"D team tables.

Top is 1" thick particle board with Low-Pressure or High-Pressure Laminate and three coordinating backer finishes or wood veneer with Gatorboard backer.




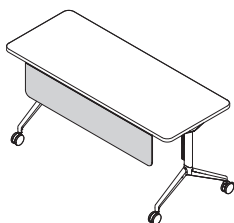
Tables are 28½"H.

Product Details

Underside of table

can be specified in one of three color options—light, medium, or dark.

Tip: Veneer worksurfaces do not have a colored laminate underside. The underside color must still be specified for the support brackets and reinforcing channels.

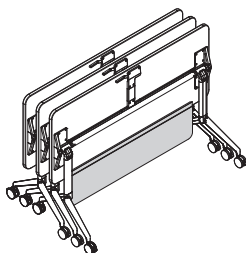


Reinforcing channel

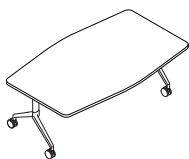
must be used on worksurfaces 66"W and greater to minimize deflection. On tables 66"W to 84"W, reinforcing channels come standard and are field installed. When installed, channels add 1" below the table.

The reinforcing channel will match the understructure finish selection (light, medium, or dark).

Casters are 3" diameter, dual wheels that allow the tables to move easily on carpet or hard floors. Flip-top training tables are available with either two locking casters (user/handle side) and two non-locking casters or with four locking casters. Soft casters are available as an option and can be specified light or dark. The brake on soft casters is always red. Soft casters are recommended for use on hard floors. Glides are not available on the flip-top training table.



Modesty panels are constructed of a lightweight fiberglass substrate wrapped with fabric. Panel attaches to the underside of the table with a plastic extrusion that allows the panel to rotate from both the in-use and nested position with ease. Modesty panel stays with the table when flipped and in nesting position, or in-use position.



Modesty panels can not be used on 36"D team tables.

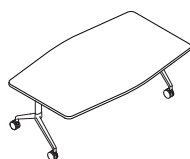
Modesty Panel Dimensions

| Table Width | Actual Width |
|-------------|----------------------------------|
| 36" | 22 ¹ / ₅ " |
| 42" | 25 ¹ / ₅ " |
| 48" | 31 ¹ / ₅ " |
| 60" | 46 ¹ / ₅ " |
| 66" | 49 ¹ / ₅ " |
| 72" | 55 ¹ / ₅ " |
| 84" | 67 ¹ / ₅ " |

Flip-top training table flips from its in-use position to its nesting position by using one hand to pull the release handle and in the same motion lift the top to its nesting position. The movement is easy and controlled and no additional locking is required.

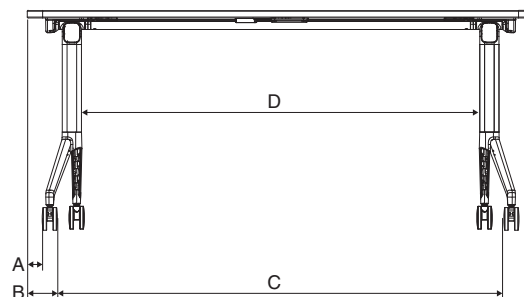
Release handle is black and is only used to unlock the table from the in-use position. Flip-top tables in the in-use position have a natural flex in them and are not completely static.

Rectangle training tables are parametric in width from 36"W to 84"W in ¹/₁₆" increments. Team training tables are parametric in width from 60"W to 84"W in ¹/₁₆" increments.

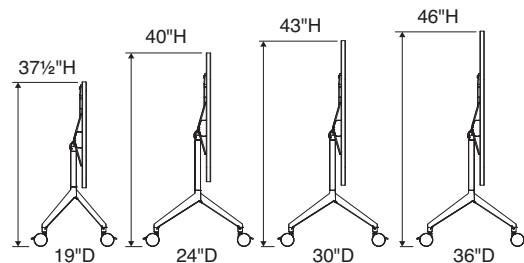


Team tables are designed specifically for small group work and project teams offering an angled shape on both sides of the table.

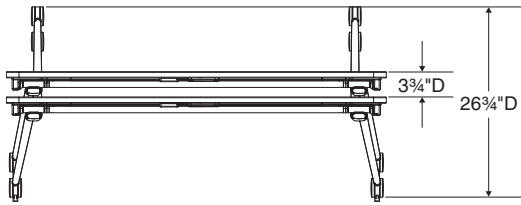
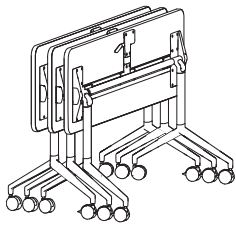
Clamp on power units and monitor arms are not allowed on flip-top tables. *Tip: Attaching monitor arms to freestanding tables with casters or glides is not recommended due to tipping hazards.*



| Depth | Width | A | B | C | D |
|-------|-------|---------------------------------|---------------------------------|-----------------------------------|-----|
| 19" | 48" | 2 ¹ / ₂ " | 4 ¹ / ₂ " | 39 ¹ / ₁₆ " | 34" |
| 19" | 60" | 1" | 3" | 54 ¹ / ₁₆ " | 49" |
| 19" | 66" | 2 ¹ / ₂ " | 4 ¹ / ₂ " | 57 ¹ / ₁₆ " | 52" |
| 19" | 72" | 2 ¹ / ₂ " | 4 ¹ / ₂ " | 63 ¹ / ₈ " | 58" |
| 19" | 84" | 2 ¹ / ₂ " | 4 ¹ / ₂ " | 75 ¹ / ₁₆ " | 70" |
| 24" | 36" | 2 ⁵ / ₈ " | 2 ¹ / ₂ " | 31 ¹ / ₈ " | 25" |
| 24" | 42" | 2" | 4" | 34 ¹ / ₈ " | 28" |
| 24" | 48" | 2" | 4" | 40 ¹ / ₈ " | 34" |
| 24" | 60" | 2 ⁵ / ₈ " | 2 ¹ / ₂ " | 55 ¹ / ₈ " | 49" |
| 24" | 66" | 2" | 4" | 58 ¹ / ₈ " | 52" |
| 24" | 72" | 2" | 4" | 64 ¹ / ₈ " | 58" |
| 24" | 84" | 2" | 4" | 76 ¹ / ₈ " | 70" |
| 30" | 36" | 2 ⁵ / ₈ " | 2 ¹ / ₂ " | 31 ¹ / ₈ " | 25" |
| 30" | 42" | 2" | 4" | 34 ¹ / ₈ " | 28" |
| 30" | 48" | 2" | 4" | 40 ¹ / ₈ " | 34" |
| 30" | 60" | 2 ⁵ / ₈ " | 2 ¹ / ₂ " | 55 ¹ / ₈ " | 49" |
| 30" | 66" | 2" | 4" | 58 ¹ / ₈ " | 52" |
| 30" | 72" | 2" | 4" | 64 ¹ / ₈ " | 58" |
| 30" | 84" | 2" | 4" | 76 ¹ / ₈ " | 70" |
| 36" | 60" | 2 ⁵ / ₈ " | 2 ¹ / ₂ " | 55 ¹ / ₈ " | 49" |
| 36" | 66" | 2" | 4" | 58 ¹ / ₈ " | 52" |
| 36" | 72" | 2" | 4" | 64 ¹ / ₈ " | 58" |
| 36" | 84" | 2" | 4" | 76 ¹ / ₈ " | 70" |



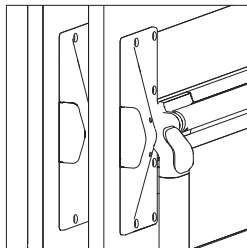
Flip-Top Training Tables, continued



Flip-top training tables can be nested for space saving storage. Two 24"D or 30"D tables nested together are 26 3/4"D while two 19"D tables nested together are 21 3/4"D. Each nested flip-top table adds approximately 3 3/4" to the nesting depth. Three tables nested together fit through a standard door. It is recommended to move one table at a time for both in-use or nested position.

Tip: Old flip-top tables (TS4FL2724TC2 and TS4FL2730TC2) cannot be nested with new flip-top tables (TS4FLIP and TS4FLIP2).

Tip: For both cast and tube legs, the 19"D legs are different and do not nest with 24/30/36"D legs. 24", 30", and 36"D tables use the same legs.



Leg bumper will always be the main point of contact between two nesting tables.

Surface Materials

Laminate
Woodgrain Direction



Woodgrain laminates are always oriented with the grain direction running parallel with the length of the table top. You cannot specify woodgrain laminates with end- or side-matched grain directions.

Table top

- Low-Pressure Laminate
- High-Pressure Laminate
- Open Line laminate
- Wood veneer
- Customiz stain (option)

Edge

- 3 mm plastic
- Wood veneer

Legs

- Paint

Underside

- Laminate backer

Pop-up power

- 4799 Platinum Metallic
- 7243 Seagull
- 7360 Merle

Flush power

- 6053 Seagull
- 6527 Merle

Grommet

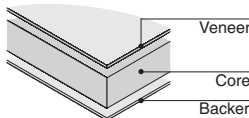
- Black plastic

Vertical cable manager

- 6527 Merle

Horizontal cable manager

- P631 Dark Heather Grey



Wood veneer table

tops are fabricated with Architectural Grade AA hand-selected hardwood veneer, plain sliced, book matched, and bonded to the core with a backing sheet for balance. Due to natural variations in wood, finished products may vary from samples in color, texture, and grain.

Wood is a natural material; slight variations occur in veneer texture, color, grain configuration, and stain acceptance. Steelcase stains are all applied with an exacting regard for consistency and are well within traditional tolerances for wood products.

Tip: Finished tops may vary slightly in tone or character from each other or from the samples Steelcase produces. No guarantee can be made of an absolutely exact match.

Swatch cards and actual samples of standard wood veneers

are available from your Customer Service representative.

Additional wood

veneer species are available. To confirm availability and to determine pricing, contact your local dealer, the Steelcase Solutions Resource Team, or the Steelcase Solutions Fulfillment Team at 1.888.STEELCASE (1.888.783.3522) or send an e-mail to lineone@steelcase.com.

Stains applied to Steelcase wood veneer table tops are standard with the same stain color applied to both the top and the solid hardwood edge profile. Steelcase strives to produce a consistently high quality product and some natural variation in color is to be expected. This is especially apparent on natural woods which have no stain applied. This color variation is normal and reflects the unique and natural properties of wood. This should not be considered a defect.

Care & Maintenance

Laminate should be cleaned with soap and water. For stubborn stains, use a non-abrasive household cleaner.

Veneers should be cleaned regularly with mild soap and water and dried with a soft cloth. To polish, use silicone-free household polishers. Use sparingly. *Tip: Never use ammonia based cleaners or wax on wood surfaces.*

Powder coat finishes

on table legs should be cleaned with a liquid detergent and water. Remove stubborn stains with liquid cleanser, such as Formula 409.

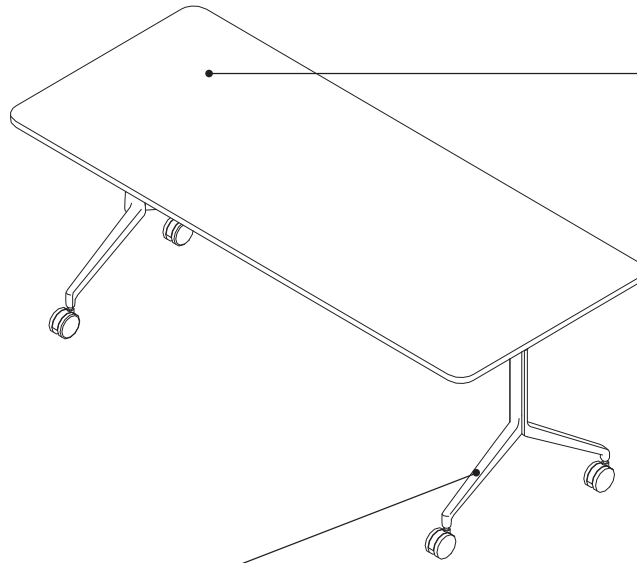
Tables should be inspected and maintained regularly by tightening screws and bolts, inspecting casters for damage, and inspecting all moving parts for damage and wear.



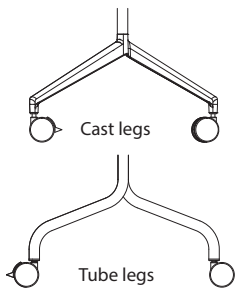
Non-Flip Training Tables

Groupwork non-flip training tables offer a solution for active learning environments and multipurpose rooms. With its light but sturdy construction, tables are easily rearranged to fit any room or layout. This table series is available in multiple top sizes and two leg styles on casters or glides.

► Specifying, pages 130–134



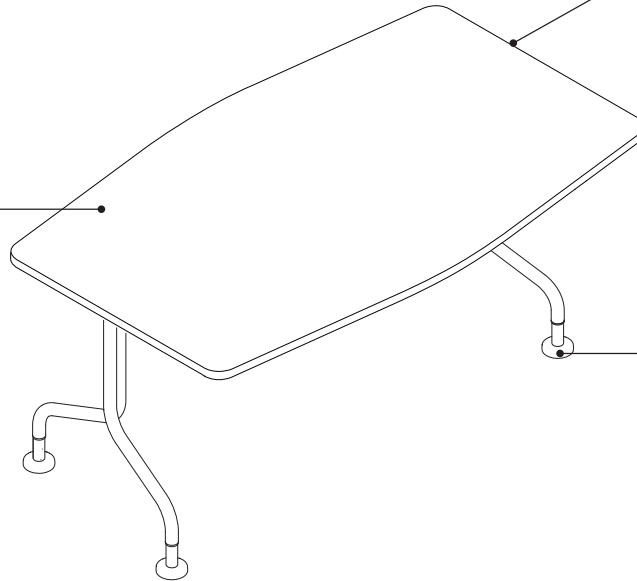
Worksurfaces have 2" radius corners with 3 mm edge band on all sides when Low-Pressure or High-Pressure Laminate is specified. Edge band color is specifiable.



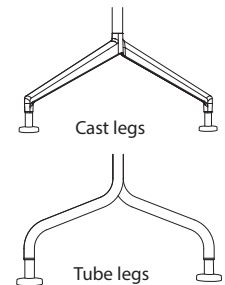
Shown with casters

Legs are available in two styles: cast and tube. Legs support 19"D, 24"D, and 30"D rectangle tables and 36"D team tables.

Top is 1" thick particle board with Low-Pressure or High-Pressure Laminate and three coordinating backer finishes or wood veneer with Gatorboard backer.



Tables are 28½"H.



Shown with glides

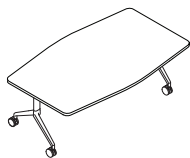
Glides are available on non-flip tables only. Cast leg glides are painted to match the leg color chosen. Tube leg glides are black foam. Overall height of the table remains the same whether standard casters, soft casters, or glides have been chosen.

Product Details

Underside of table

can be specified in one of three color options—light, medium, or dark.

Tip: Veneer worksurfaces do not have a colored laminate underside. The underside color must still be specified for the support brackets and reinforcing channels.



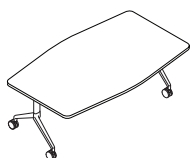
Modesty panels can not be used on 36"D team tables.

Modesty Panel Dimensions

| Table Width | Actual Width |
|-------------|----------------------------------|
| 36" | 22 ¹ / ₅ " |
| 42" | 25 ¹ / ₅ " |
| 48" | 31 ¹ / ₅ " |
| 60" | 46 ¹ / ₅ " |
| 66" | 49 ¹ / ₅ " |
| 72" | 55 ¹ / ₅ " |
| 84" | 67 ¹ / ₅ " |


Rectangle training tables

are parametric in width from 36"W to 84"W in ¹/₁₆" increments. Team training tables are parametric in width from 60"W to 84"W in ¹/₁₆" increments.



Team tables are designed specifically for small group work and project teams offering an angled shape on both sides of the table.

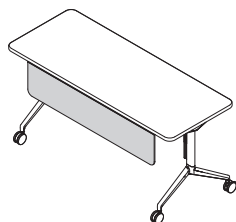
Tip: Attaching monitor arms to freestanding tables with casters or glides is not recommended due to tipping hazards.



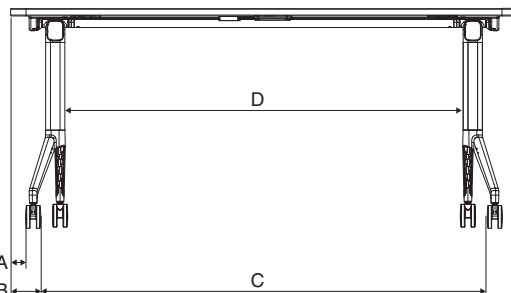
Reinforcing channel

must be used on worksurfaces 48"W and greater to minimize deflection. Tables 60"W and greater require 2 channels. On tables 48"W to 84"W, reinforcing channels come standard and are field installed. When installed, channels add 1" below the table. The reinforcing channel will match the understructure finish selection (light, medium, or dark).

Casters are 3" diameter, dual wheels that allow the tables to move easily on carpet or hard floors. Non-flip training tables are available with either two locking casters (user/handle side) and two non-locking casters or with four locking casters. Soft casters are available as an option and can be specified light or dark. The brake on soft casters is always red. Soft casters are recommended for use on hard floors. Glides are available on non-flip training tables only.



Modesty panels are constructed of a light-weight fiberglass substrate wrapped with fabric. Panel attaches to the underside of the table with a plastic extrusion.



| Depth | Width | A | B | C | D |
|-------|-------|--------|---------------------------------|-----|----------------------------------|
| 19" | 48" | 0.500" | 2 ¹ / ₂ " | 43" | 37 ⁴ / ₅ " |
| 19" | 60" | 0.500" | 2 ¹ / ₂ " | 55" | 49 ⁴ / ₅ " |
| 19" | 66" | 0.500" | 2 ¹ / ₂ " | 61" | 55 ⁴ / ₅ " |
| 19" | 72" | 0.500" | 2 ¹ / ₂ " | 67" | 61 ⁴ / ₅ " |
| 19" | 84" | 0.500" | 2 ¹ / ₂ " | 79" | 73 ⁴ / ₅ " |
| 24" | 36" | 0.030" | 2" | 32" | 25 ⁴ / ₅ " |
| 24" | 42" | 0.030" | 2" | 38" | 31 ⁴ / ₅ " |
| 24" | 48" | 0.030" | 2" | 44" | 37 ⁴ / ₅ " |
| 24" | 60" | 0.030" | 2" | 56" | 49 ⁴ / ₅ " |
| 24" | 66" | 0.030" | 2" | 62" | 55 ⁴ / ₅ " |
| 24" | 72" | 0.030" | 2" | 68" | 61 ⁴ / ₅ " |
| 24" | 84" | 0.030" | 2" | 80" | 73 ⁴ / ₅ " |
| 30" | 36" | 0.030" | 2" | 32" | 25 ⁴ / ₅ " |
| 30" | 42" | 0.030" | 2" | 38" | 31 ⁴ / ₅ " |
| 30" | 48" | 0.030" | 2" | 44" | 37 ⁴ / ₅ " |
| 30" | 60" | 0.030" | 2" | 56" | 49 ⁴ / ₅ " |
| 30" | 66" | 0.030" | 2" | 62" | 55 ⁴ / ₅ " |
| 30" | 72" | 0.030" | 2" | 68" | 61 ⁴ / ₅ " |
| 30" | 84" | 0.030" | 2" | 80" | 73 ⁴ / ₅ " |
| 36" | 60" | 0.030" | 2" | 56" | 49 ⁴ / ₅ " |
| 36" | 66" | 0.030" | 2" | 62" | 55 ⁴ / ₅ " |
| 36" | 72" | 0.030" | 2" | 68" | 61 ⁴ / ₅ " |
| 36" | 84" | 0.030" | 2" | 80" | 73 ⁴ / ₅ " |

Surface Materials

Laminate
Woodgrain Direction



Woodgrain laminates

are always oriented with the grain direction running parallel with the length of the table top. You cannot specify woodgrain laminates with end- or side-matched grain directions.

Table top

- Low-Pressure Laminate
- High-Pressure Laminate
- Open Line laminate
- Wood veneer
- Customiz stain (option)

Edge

- 3 mm plastic
- Wood veneer

Legs

- Paint

Underside

- Laminate backer

Pop-up power

- 4799 Platinum Metallic
- 7243 Seagull
- 7360 Merle

Flush power

- 6053 Seagull
- 6527 Merle

Grommet

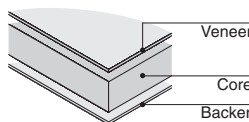
- Black plastic

Vertical cable manager

- 6527 Merle

Horizontal cable manager

- P631 Dark Heather Grey



Wood veneer table tops

are fabricated with Architectural Grade AA hand-selected hardwood veneer, plain sliced, book matched, and bonded to the core with a backing sheet for balance. Due to natural variations in wood, finished products may vary from samples in color, texture, and grain.

Non-Flip Training Tables, continued

Wood is a natural material; slight variations occur in veneer texture, color, grain configuration, and stain acceptance. Steelcase stains are all applied with an exacting regard for consistency and are well within traditional tolerances for wood products.

Tip: Finished tops may vary slightly in tone or character from each other or from the samples Steelcase produces. No guarantee can be made of an absolutely exact match.

Swatch cards and actual samples of standard wood veneers are available from your Customer Service representative.

Additional wood veneer species are available. To confirm availability and to determine pricing, contact your local dealer, the Steelcase Solutions Resource Team, or the Steelcase Solutions Fulfillment Team at 1.888.STEELCASE (1.888.783.3522) or send an e-mail to lineone@steelcase.com.

Stains applied to Steelcase wood veneer table tops are standard with the same stain color applied to both the top and the solid hardwood edge profile. Steelcase strives to produce a consistently high quality product and some natural variation in color is to be expected. This is especially apparent on natural woods which have no stain applied. This color variation is normal and reflects the unique and natural properties of wood. This should not be considered a defect.

Care & Maintenance

Laminate should be cleaned with soap and water. For stubborn stains, use a non-abrasive household cleaner.

Veneers should be cleaned regularly with mild soap and water and dried with a soft cloth. To polish, use silicone-free household polishes. Use sparingly.

Tip: Never use ammonia based cleaners or wax on wood surfaces.

Powder coat finishes on table legs should be cleaned with a liquid detergent and water. Remove stubborn stains with liquid cleanser, such as Formula 409.

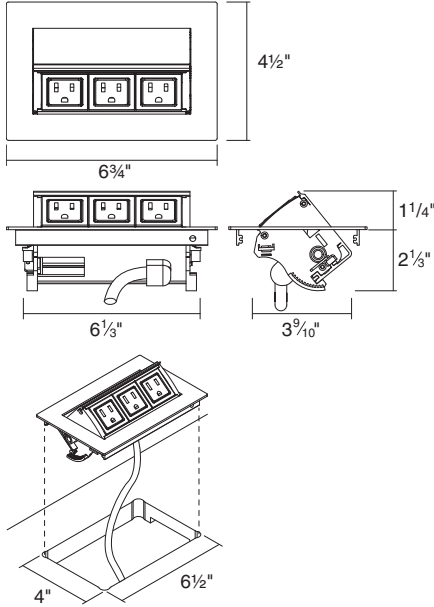
Tables should be inspected and maintained regularly by tightening screws and bolts, inspecting casters and glides for damage, and inspecting all moving parts for damage and wear.



Training Table Power and Connections

Power, Data, and Wiring

Pop-Up Power



Pop-up power is a 4 1/2" x 6 3/4" desktop module and can be configured in several choices:

- Three power
- Two power/one data
- Two power/one dual USB-A
- One power/one USB-C 100W

The pop-up power unit has a six-foot power cord and choice of standard NEMA 15-amp plug or low profile plug type.

For access to the outlets, the user opens a hinged door. Pop-up power can not be closed when cords are attached. Pop-up power are NRTL and CSA listed. When data is specified, an array of faceplates are supplied to accommodate a range of voice/data communication outlets.

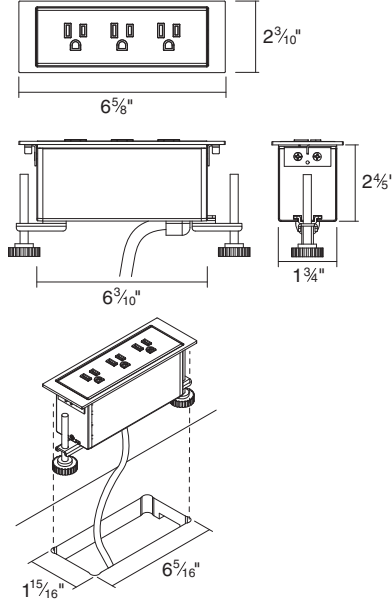
Hinge Door

4799 Platinum
7243 Seagull
7360 Merle

Outlets

6527 Merle
6053 Seagull
6527 Merle

Flush Power



Flush power is a 2 3/10" x 6 5/8" desktop module and can be configured in several choices:

- Three power
- Two power/one data
- Two power/one dual USB-A
- One power/one USB-C 100W

The flush power unit has a six-foot power cord and choice of standard NEMA 15-amp plug or low profile plug type. Flush power are NRTL and CSA listed.

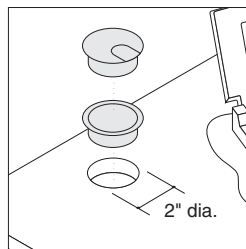
When data is specified, an array of faceplates are supplied to accommodate a range of voice/data communication outlets.

Factory installed cutouts are available as standard option for tables. For the top to have a factory installed cutout, you must specify the option, where applicable, otherwise the table will be shipped without a cutout.

▶ See pages 117 and 118

Field installed desktop modules are ordered separately, not as an option, therefore, the table top will not have a cutout and must be cut in the field per the required locations.

▶ See pages 117 and 118



Grommets are available and have a 2" diameter opening. For factory cutout, specify the grommet as an option on the table. Field installation is available. To specify, order the grommet and the table as separate items.

Power Compatibility

Legend

■ = Compatible

| | Flush Center | Flush Left & Right | Pop-Up Center | Pop-Up Left & Right | Grommet Center | Grommet Left & Right |
|--|--------------|--------------------|---------------|---------------------|----------------|----------------------|
|--|--------------|--------------------|---------------|---------------------|----------------|----------------------|

Table Type and Dimension

Groupwork Rectangle

| | | | | | | |
|-----------|---|------|------|------|---|------|
| 19" x 48" | ■ | N.A. | N.A. | N.A. | ■ | N.A. |
| 19" x 60" | ■ | N.A. | N.A. | N.A. | ■ | N.A. |
| 19" x 66" | ■ | N.A. | N.A. | N.A. | ■ | N.A. |
| 19" x 72" | ■ | ■ | N.A. | N.A. | ■ | ■ |
| 19" x 84" | ■ | ■ | N.A. | N.A. | ■ | ■ |
| 24" x 36" | ■ | N.A. | ■ | N.A. | ■ | N.A. |
| 24" x 42" | ■ | N.A. | ■ | N.A. | ■ | N.A. |
| 24" x 48" | ■ | N.A. | ■ | N.A. | ■ | N.A. |
| 24" x 60" | ■ | N.A. | ■ | N.A. | ■ | N.A. |
| 24" x 66" | ■ | N.A. | ■ | N.A. | ■ | N.A. |
| 24" x 72" | ■ | ■ | ■ | ■ | ■ | ■ |
| 24" x 84" | ■ | ■ | ■ | ■ | ■ | ■ |
| 30" x 36" | ■ | N.A. | ■ | N.A. | ■ | N.A. |
| 30" x 42" | ■ | N.A. | ■ | N.A. | ■ | N.A. |
| 30" x 48" | ■ | N.A. | ■ | N.A. | ■ | N.A. |
| 30" x 60" | ■ | N.A. | ■ | N.A. | ■ | N.A. |
| 30" x 66" | ■ | N.A. | ■ | N.A. | ■ | N.A. |
| 30" x 72" | ■ | ■ | ■ | ■ | ■ | ■ |
| 30" x 84" | ■ | ■ | ■ | ■ | ■ | ■ |

Groupwork Team

| | | | | | | |
|-----------|---|------|---|------|---|------|
| 36" x 60" | ■ | N.A. | ■ | N.A. | ■ | N.A. |
| 36" x 66" | ■ | N.A. | ■ | N.A. | ■ | N.A. |
| 36" x 72" | ■ | ■ | ■ | ■ | ■ | ■ |
| 36" x 84" | ■ | ■ | ■ | ■ | ■ | ■ |

Tip: Cannot have differing devices on same table top.

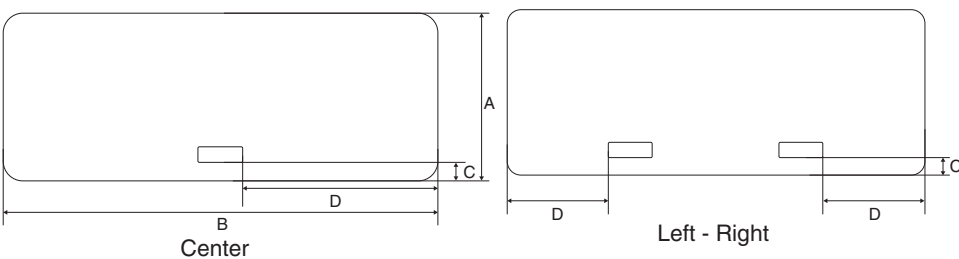
Tip: Cannot combine power and grommets on the same table top.

Power Access Locations for Groupwork Training Tables

| Groupwork Rectangle | | | | | | | |
|---------------------|----------------|------|------|------|-------|-------|---------|
| Size | Power Access | ALL | | | FLUSH | POPUP | GROMMET |
| | Power Position | A | B | C | D | D | D |
| 19" x 48" | Center | 19" | 48" | 2½" | 20⅝" | 20¾" | 23" |
| | Left-Right | N.A. | N.A. | N.A. | N.A. | N.A. | N.A. |
| 19" x 60" | Center | 19" | 60" | 2½" | 26⅝" | 26¾" | 29" |
| | Left-Right | N.A. | N.A. | N.A. | N.A. | N.A. | N.A. |
| 19" x 66" | Center | 19" | 66" | 2½" | 29⅝" | 29¾" | 32" |
| | Left-Right | N.A. | N.A. | N.A. | N.A. | N.A. | N.A. |
| 19" x 72" | Center | 19" | 72" | 2½" | 32⅝" | 32¾" | 35" |
| | Left-Right | N.A. | N.A. | 2½" | 14⅝" | 14¾" | 17" |
| 19" x 84" | Center | 19" | 84" | 2½" | 38⅝" | 38¾" | 41" |
| | Left-Right | N.A. | N.A. | 2½" | 17⅝" | 17¾" | 20" |
| 24" x 36" | Center | 24" | 36" | 2½" | 14⅝" | 14¾" | 17" |
| | Left-Right | N.A. | N.A. | N.A. | N.A. | N.A. | N.A. |
| 24" x 42" | Center | 24" | 42" | 2½" | 17⅝" | 17¾" | 20" |
| | Left-Right | N.A. | N.A. | N.A. | N.A. | N.A. | N.A. |
| 24" x 48" | Center | 24" | 48" | 2½" | 20⅝" | 20¾" | 23" |
| | Left-Right | N.A. | N.A. | N.A. | N.A. | N.A. | N.A. |
| 24" x 60" | Center | 24" | 60" | 2½" | 26⅝" | 26¾" | 29" |
| | Left-Right | N.A. | N.A. | N.A. | N.A. | N.A. | N.A. |
| 24" x 66" | Center | 24" | 66" | 2½" | 29⅝" | 29¾" | 32" |
| | Left-Right | N.A. | N.A. | N.A. | N.A. | N.A. | N.A. |
| 24" x 72" | Center | 24" | 72" | 2½" | 32⅝" | 32¾" | 35" |
| | Left-Right | N.A. | N.A. | 2½" | 14⅝" | 14¾" | 17" |
| 24" x 84" | Center | 24" | 84" | 2½" | 38⅝" | 38¾" | 41" |
| | Left-Right | N.A. | N.A. | 2½" | 17⅝" | 17¾" | 20" |
| 30" x 36" | Center | 30" | 36" | 2½" | 14⅝" | 14¾" | 17" |
| | Left-Right | N.A. | N.A. | N.A. | N.A. | N.A. | N.A. |
| 30" x 42" | Center | 30" | 42" | 2½" | 17⅝" | 17¾" | 20" |
| | Left-Right | N.A. | N.A. | N.A. | N.A. | N.A. | N.A. |
| 30" x 48" | Center | 30" | 48" | 2½" | 20⅝" | 20¾" | 23" |
| | Left-Right | N.A. | N.A. | N.A. | N.A. | N.A. | N.A. |
| 30" x 60" | Center | 30" | 60" | 2½" | 26⅝" | 26¾" | 29" |
| | Left-Right | N.A. | N.A. | N.A. | N.A. | N.A. | N.A. |
| 30" x 66" | Center | 30" | 66" | 2½" | 29⅝" | 29¾" | 32" |
| | Left-Right | N.A. | N.A. | N.A. | N.A. | N.A. | N.A. |
| 30" x 72" | Center | 30" | 72" | 2½" | 32⅝" | 32¾" | 35" |
| | Left-Right | N.A. | N.A. | 2½" | 14⅝" | 14¾" | 17" |
| 30" x 84" | Center | 30" | 84" | 2½" | 38⅝" | 38¾" | 41" |
| | Left-Right | N.A. | N.A. | 2½" | 17⅝" | 17¾" | 20" |

Groupwork

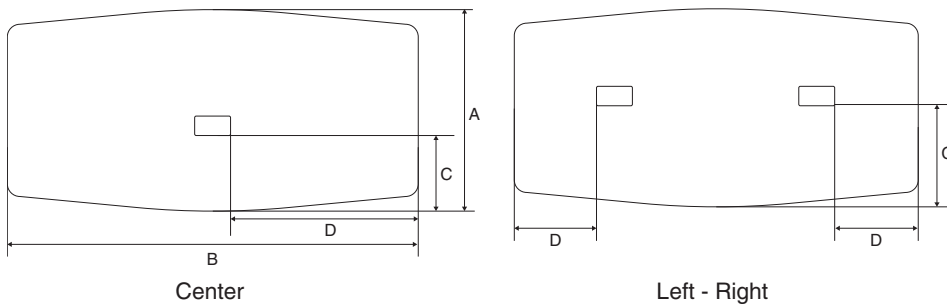
Tip: Dimensions here are based on modular widths. Parametric widths may have varying dimensions.



Power Access Locations for Groupwork Training Tables, continued

| Groupwork Team | | | | | | | | | | | | |
|----------------|-------------------|-------|----------|--------|-------|-------|-----------------------------------|-----------------------------------|-----------------------------------|-----------------------------------|----------------------------------|---------|
| Power Access | ALL | FLUSH | POPUP | GOMMET | FLUSH | POPUP | GOMMET | FLUSH | POPUP | GOMMET | FLUSH | GROMMET |
| Table Type | Flip and Non-Flip | | Non-Flip | | | Flip | | | Flip and Non-Flip | | | |
| Size | Power Position | A | B | C | C | C | C | C | C | D | D | D |
| 36" x 60" | Center | 36" | 60" | 17" | 16" | 17" | 13 ³ / ₁₀ " | 11 ⁵ / ₁₆ " | 20 ⁵ / ₁₆ " | 26 ⁵ / ₁₆ " | 26 ³ / ₄ " | 29" |
| | Left-Right | N.A. | N.A. | 17" | 16" | 17" | N.A. | N.A. | N.A. | N.A. | N.A. | N.A. |
| 36" x 66" | Center | 36" | 66" | 17" | 16" | 17" | 13 ³ / ₁₀ " | 11 ⁵ / ₁₆ " | 20 ⁵ / ₁₆ " | 29 ⁵ / ₁₆ " | 29 ³ / ₄ " | 32" |
| | Left-Right | N.A. | N.A. | 17" | 16" | 17" | N.A. | N.A. | N.A. | N.A. | N.A. | N.A. |
| 36" x 72" | Center | 36" | 72" | 17" | 16" | 17" | 13 ³ / ₁₀ " | 11 ⁵ / ₁₆ " | 20 ⁵ / ₁₆ " | 32 ⁵ / ₁₆ " | 32 ³ / ₄ " | 35" |
| | Left-Right | 36" | 72" | 17" | 16" | 17" | 18 ³ / ₁₀ " | 18 ³ / ₁₀ " | 15 ⁵ / ₁₆ " | 14 ⁴ / ₅ " | 14 ³ / ₄ " | 17" |
| 36" x 84" | Center | 36" | 84" | 17" | 16" | 17" | 13 ³ / ₁₀ " | 11 ⁵ / ₁₆ " | 20 ⁵ / ₁₆ " | 38 ⁵ / ₁₆ " | 38 ³ / ₄ " | 41" |
| | Left-Right | 36" | 84" | 17" | 16" | 17" | 18 ³ / ₁₀ " | 18 ³ / ₁₀ " | 15 ⁵ / ₁₆ " | 17 ⁵ / ₁₆ " | 17 ³ / ₄ " | 20" |

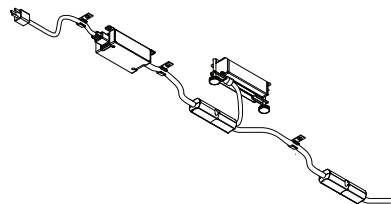
Tip: Dimensions here are based on modular widths. Parametric widths may have varying dimensions.



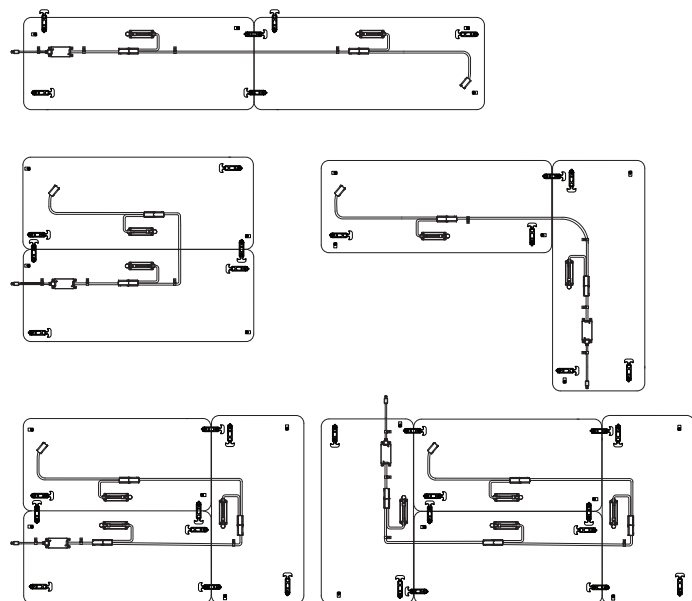
Seating Capacity Guidelines

| Depth | Width | Approximate Capacity |
|----------------------------|-------|----------------------|
| Groupwork Rectangle | | |
| 19" | 48" | 1 |
| 19" | 60" | 2 |
| 19" | 66" | 2 |
| 19" | 72" | 2 |
| 19" | 84" | 2 |
| 24" | 36" | 1 |
| 24" | 42" | 1 |
| 24" | 48" | 1 |
| 24" | 60" | 2 |
| 24" | 66" | 2 |
| 24" | 72" | 2 |
| 24" | 84" | 2 |
| 30" | 36" | 1 |
| 30" | 42" | 1 |
| 30" | 48" | 1 |
| 30" | 60" | 2 |
| 30" | 66" | 2 |
| 30" | 72" | 2 |
| 30" | 84" | 2 |

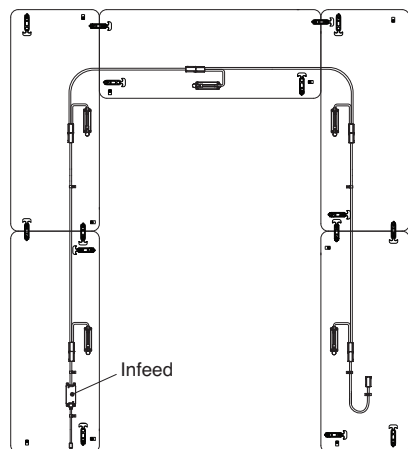
| Depth | Width | Approximate Capacity |
|-----------------------|-------|----------------------|
| Groupwork Team | | |
| 36" | 60" | 4 |
| 36" | 66" | 4 |
| 36" | 72" | 4 |
| 36" | 84" | 6 |



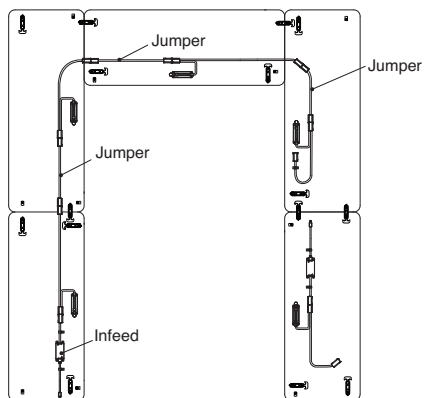
When several tables need to be connected to one another, providing power to the entire series, modular power can be specified as an option. When modular power is specified, a flush or pop-up power unit is required to be specified in order to access power. When modular power is selected, an infeed needs to be ordered. These are ordered separately. One infeed can support up to a maximum of eight connections. Tables 54"W or less require one infeed per eight tables. Tables 54"W and greater with one power unit require a jumper which counts as a connection, so one infeed per four tables is needed. Jumpers ship automatically when needed. Each power unit also counts as a connection so tables 72"W and greater with two power units require a new infeed every four tables.



Tables 36"W to 60"W—
no jumper required

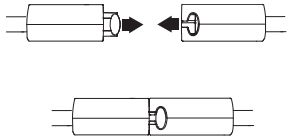


Tables 60 1/16"W to 84"W—
jumper required

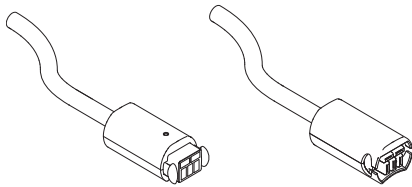


The installation of the modular power system must be followed in accordance with all assembly directions. Improper usage could result in risk of fire or electric shock. Only connect to products labeled "Modular Power System". For use in indoor, dry locations only.

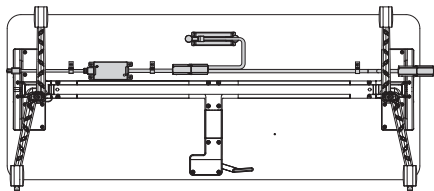
Training Table Power and Connections, continued



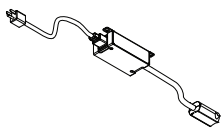
The modular power kit consists of one "male" modular connector and one "female" modular connector allowing only one way to connect the power system. The modular connectors snap together, and easily disengage by pressing the release buttons on either side of the connection. The modular connectors are designed for easy end-user reconfigurations.



The modular connectors are pattern-coded for intuitive match-up when connecting the modular power system. Match the pattern in order to properly connect tables together.

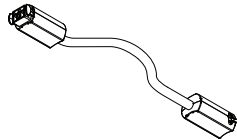


The modular power system is easily installed into pre-drilled holes in the table. The modular power system connectors are easily accessible and always in the same location, and comes with all the necessary hardware.



Modular power requires an infeed to power the tables which are ordered separately. The power cord is 6 feet with the option for either a 15-amp plug or a low profile plug.

One infeed can support up to a maximum of eight connections. Tables 54"W or less require one infeed per eight tables. Tables 54"W and greater with one power unit require a jumper which counts as a connection, so one infeed per four tables is needed. Jumpers ship automatically when needed. Each power unit also counts as a connection so tables 72"W and greater with two power units require a new infeed every four tables.



The modular power system is based on the width of the table. For tables wider than 54", a jumper is required and will be shipped automatically, no need to order separately. There are eight connections allowed per infeed, using jumpers adds connections and reduces the number of tables that can be linked together before a new infeed is required.

Specifying desktop power with modular power system.

Tip: Grommets cannot be mixed with desktop modules on a single table.

1. Determine the type of desktop module required and its configuration.

Desktop power is required when using modular power. Choose between flush or pop-up power and pick the desired configuration.

Tip: Grommets are available, however, cannot be used with desktop or modular power as they occupy the same space as desktop power units.

2. Determine how many desktop modules.

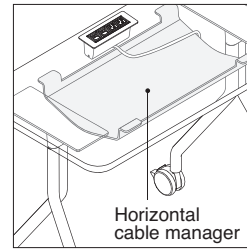
Understand the number of people sitting at the table with the requirements between power, data, and USB along with where the desktop modules are located, one in the center or two in left and right position for individual or shared use.

3. Table width determines your modular power harness length.

When table width has been specified and modular power is selected, SmartTools will automatically select the proper length modular power unit for your table. It will also automatically include a jumper if required.

4. Determine number of infeeds required.

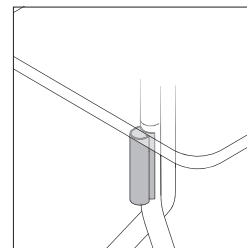
Infeeds are required when using modular power and are ordered separately with either a 15-amp plug or a low profile plug to power the tables. One infeed can support up to a maximum of eight connections. One infeed per eight tables is required on tables 54"W or less. One infeed per four tables is required on tables greater than 54".



Horizontal Cable Manager Dimensions

| Plan Width | Actual Width |
|------------|--------------|
| 36" | 20" |
| 42" | 23" |
| 48" | 29" |
| 60" | 44" |
| 66" | 47" |
| 72" | 53" |
| 84" | 65" |

Horizontal cable managers are available as an option or a separate style number and match the width of the table. They are made of molded PET felt and hinge on one side for easy user access.



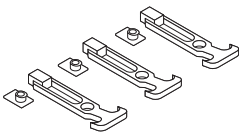
Vertical cable managers can be added to help route cables down the leg to the floor or wall.

Vertical Cable Manager Dimensions

| Plan Depth | Actual Depth |
|------------|--------------|
| 19" | 5" |
| 24" | 10" |
| 30" | 10" |
| 36" | 10" |

Vertical cable managers designed to work on 24/30"D and 36"D legs will not fit on 19"D legs.

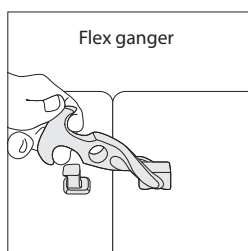
Connections



| Flex Ganger Package | Style Number |
|---------------------|--------------|
|---------------------|--------------|

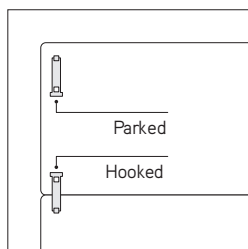
| | |
|-------------|--------------|
| Flex Ganger | TS4FG |
|-------------|--------------|

Flex ganger packages are available and are installed on-site. They are useful in situations when tables will frequently be reconfigured and reganged. Specify one package for each table.



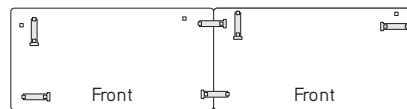
Flex gangers can be used to easily link adjacent tables in multiple configurations. Flex gangers use a flexible loop that engages a hook to hold two adjacent table tops in place. No tools are required to stretch the loop across the seam between two table edges and to connect it to the hook on the adjacent table. All flex ganger locations are pre-drilled for simple relocation when desired.

When modular power is selected, flexible ganging brackets are required and will automatically be added to your order. If additional ganging brackets are desired, more can be ordered using style number **TS4FG**.

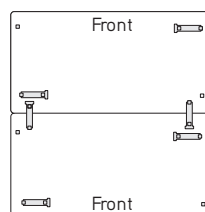


Flex gangers that are not in use can be folded back into the parked position.

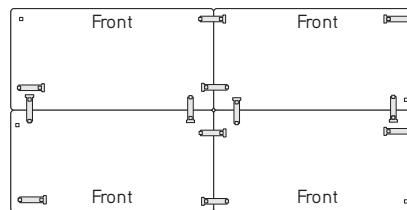
Rectangle Tables Flex Ganger Locations



End-to-end

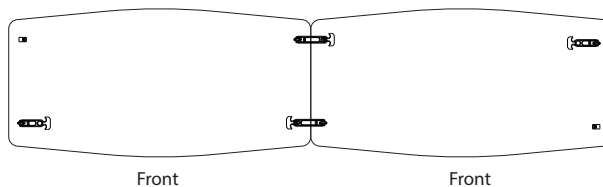


Back-to-back



End-and-back

Team Tables Flex Ganger Locations



► Options, continued from previous page

| | Options | U.S. Price | Required to Specify |
|-------------------------------------|---|-----------------|--|
| Surface Materials, continued | Modesty Panel | | |
| | • Fabric price group 1 | No cost | Specify fabric color number. |
| | • Fabric price group 2 | +\$ 49 | Specify fabric color number. |
| | • Fabric price group 3 | +\$132 | Specify fabric color number. |
| Grain Direction | • No grain direction | No cost | Specify with no grain direction. |
| | • Long grain direction | No cost | Specify with long grain direction. |
| | • Short grain direction | No cost | Specify with short grain direction. |
| Leg Type | • Tube | Prices at right | Specify with tube legs and select paint color number. |
| | • Cast | Prices at right | Specify with cast legs and select paint color number. |
| Mobility | • Mobile – 4 standard casters | No cost | Specify with 4 standard casters and select caster type. |
| | • Mobile – 4 soft casters | +\$140 | Specify with 4 soft casters and select caster type and soft caster finish. |
| Caster Type | • Two locking casters and two non-locking casters | No cost | Specify with two locking casters and two non-locking casters. |
| | • Four locking casters | No cost | Specify with four locking casters. |
| Modesty Panel | • 36"W | +\$465 | Specify with 36"W modesty panel. |
| | • 42"W | +\$491 | Specify with 42"W modesty panel. |
| | • 48"W | +\$528 | Specify with 48"W modesty panel. |
| | • 60"W | +\$568 | Specify with 60"W modesty panel. |
| | • 66"W | +\$577 | Specify with 66"W modesty panel. |
| | • 72"W | +\$598 | Specify with 72"W modesty panel. |
| Cable Manager | • 84"W | +\$635 | Specify with 84"W modesty panel. |
| | • No cable manager | No cost | Specify with no cable manager. |
| | • 19" vertical cable manager | +\$ 72 | Specify with 19" vertical cable manager. |
| | • 24"/30" vertical cable manager | +\$106 | Specify with 24"/30" vertical cable manager. |
| | • Horizontal cable manager | +\$385 | Specify with horizontal cable manager. |
| Power Access | • Vertical and horizontal cable managers | +\$419 | Specify with vertical and horizontal cable manager. |
| | • No power access | No cost | Specify with no power access. |
| | • Flush power | +\$391 | Specify with flush power and select color number. |
| Power Position | • Pop-up power | +\$412 | Specify with pop-up power and select color number. |
| | • Grommet | +\$106 | Specify with grommet only. |
| Power Configuration | • Center | No cost | Specify with center position. |
| | • Left and right | No cost | Specify with left and right power position. |
| Power Configuration | • Two power, one data | No cost | Specify with two power, one data. |
| | • Three power | +\$ 5 | Specify with three power. |
| | • Two power, one USB-A | +\$189 | Specify with two power, one USB-A. |
| | • One power, one USB-C 100W | +\$356 | Specify with one power, one USB-C 100W. |

Tip: Short grain can only be applied to tops less than 60"W.

Tip: Grain direction is only available when veneer is specified.

Tip: Cast legs and tube legs do not nest together.

Tip: Soft casters are recommended for use on hard floors.

Tip: Horizontal cable managers are not available on 19"D tables.

Tip: Pop-up power is not available on 19"D flip-top tables.

Tip: Left and right available on tables 72"W and greater.

Tip: When left and right is specified, cost of power configuration will double.

Tip: The same power configurations and upcharges apply for both the flush power and pop-up power options.

Tip: When USB-A is specified, there are two USB ports. When USB-C is specified, there is one USB port.

► Options, continued on next page

**For Canadian Pricing**

Multiply U.S. Price by the Canadian price factor.

► See page 1 for details.

Rectangle Flip-Top Training Tables, continued

► Options, continued from previous page

Tip: An infeed is required when modular power is selected and is ordered separately.

Tip: When modular power is selected, a flush or pop-up power unit is required.

Tip: Ganging is required when modular power is selected.

| | Options | U.S. Price | Required to Specify |
|------------------------|---|------------|--|
| Power Type | • No modular power | No cost | Specify with no modular power. |
| | For 36"W to 84"W Tables | | |
| | • Center modular power (36"W - 53 ¹⁵ / ₁₆ "W) | +\$ 98 | Specify with center modular power. |
| | • Center modular power (54"W - 84"W) | +\$225 | Specify with center modular power. |
| Power Plug Type | For 72"W to 84"W Tables Only | | |
| | • Left and right modular power | +\$196 | Specify with left and right modular power. |
| Power Plug Type | • Standard NEMA 3-prong | No cost | Specify with standard NEMA 3-prong. |
| | • Low profile plug | +\$ 40 | Specify with thread low profile plug. |
| Ganging | • No ganging | No cost | Specify with no ganging. |
| | • Ganging | +\$106 | Specify with ganging. |

Specification Information

| Style Number | Depth | Modular Parametric | U.S. Base Prices | | | | | | |
|--------------|-------|--------------------|-------------------------------------|-------------------------------------|-------------------------------------|-------------------------------------|-------------------------------------|------------------------------------|------|
| | | | Widths | | | | | | |
| | | | 36"W | 42"W | 48"W | 60"W | 66"W | 72"W | 84"W |
| | | | 36"W – | 42"W – | 48"W – | 60"W – | 66"W – | 72"W – | 84"W |
| | | | 41 ¹⁵ / ₁₆ "W | 47 ¹⁵ / ₁₆ "W | 59 ¹⁵ / ₁₆ "W | 65 ¹⁵ / ₁₆ "W | 71 ¹⁵ / ₁₆ "W | 83 ⁵ / ₁₆ "W | |

Laminate With Cast Legs

| Style Number | Depth | Modular Parametric | 36"W | 42"W | 48"W | 60"W | 66"W | 72"W | 84"W |
|--------------|-------|--------------------|--------|--------|--------|--------|--------|--------|--------|
| TS4FLIP2 | 19" | N.A. | N.A. | \$1810 | \$1846 | \$1880 | \$1912 | \$2110 | |
| | 24" | | \$1803 | \$1827 | \$1827 | \$1870 | \$1912 | \$1949 | \$2165 |
| | 30" | | \$1865 | \$1865 | \$1865 | \$1925 | \$1972 | \$2020 | \$2251 |

Laminate With Tube Legs ✕ 4/24

| Style Number | Depth | Modular Parametric | 36"W | 42"W | 48"W | 60"W | 66"W | 72"W | 84"W |
|--------------|-------|--------------------|--------|--------|--------|--------|--------|--------|--------|
| TS4FLIP2 | 19" | N.A. | N.A. | \$1674 | \$1710 | \$1744 | \$1776 | \$1974 | |
| | 24" | | \$1667 | \$1691 | \$1691 | \$1734 | \$1776 | \$1813 | \$2029 |
| | 30" | | \$1729 | \$1729 | \$1729 | \$1789 | \$1836 | \$1884 | \$2115 |

Veneer With Cast Legs

| Style Number | Depth | Modular Parametric | 36"W | 42"W | 48"W | 60"W | 66"W | 72"W | 84"W |
|--------------|-------|--------------------|--------|--------|--------|--------|--------|--------|--------|
| TS4FLIP2 | 19" | N.A. | N.A. | \$2875 | \$2933 | \$2986 | \$3038 | \$3354 | |
| | 24" | | \$2862 | \$2904 | \$2904 | \$2972 | \$3038 | \$3099 | \$3440 |
| | 30" | | \$2964 | \$2964 | \$2964 | \$3060 | \$3133 | \$3208 | \$3575 |

Veneer With Tube Legs ✕ 4/24

| Style Number | Depth | Modular Parametric | 36"W | 42"W | 48"W | 60"W | 66"W | 72"W | 84"W |
|--------------|-------|--------------------|--------|--------|--------|--------|--------|--------|--------|
| TS4FLIP2 | 19" | N.A. | N.A. | \$2739 | \$2797 | \$2850 | \$2902 | \$3218 | |
| | 24" | | \$2726 | \$2768 | \$2768 | \$2836 | \$2902 | \$2963 | \$3304 |
| | 30" | | \$2828 | \$2828 | \$2828 | \$2924 | \$2997 | \$3072 | \$3439 |

Tip: For both cast and tube legs, the 19"D legs are different and do not nest with 24"D or 30"D legs.



For Canadian Pricing

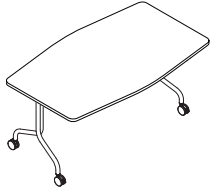
Multiply U.S. Price by the Canadian price factor.

► See page 1 for details.

✕ 4/24 = Last order entry
April 14, 2024



Team Flip-Top Training Tables



Tip: It is recommended to move one table at a time for both in-use or nested position.

| Standard Includes | Required to Specify |
|--|---|
| <ul style="list-style-type: none"> ▶ Need help? Product details, page 108 • Table: 1"- thick top, Low-Pressure or High-Pressure Laminate price group 1 or wood group 1 veneer • 3 mm radius profile edge: plastic • Cast legs with 4 standard casters: paint group 1 • Reinforcing channel • Underside color scheme: light or dark | <ol style="list-style-type: none"> 1 Style number 2 Size option (see below under Required Selections) 3 Table size (see below under Required Selections) 4 Low-Pressure or High-Pressure Laminate or veneer color number for table 5 Plastic edge band color number for table, if selected 6 Paint color number for legs 7 Underside color scheme 8 Options, if selected (see below) <p>▶ See <i>Surface Materials</i>, page 170.</p> |

| Size Option | Required Selections | U.S. Price | Required to Specify |
|-------------------|---|-------------------------------|--|
| | <ul style="list-style-type: none"> • Modular • Parametric | <p>No cost</p> <p>No cost</p> | <p>Specify <i>with modular</i>.</p> <p>Specify <i>with parametric</i>.</p> |
| Table Size | <ul style="list-style-type: none"> • Depth | Prices at right | Specify depth. |

| Surface Materials | Options | U.S. Price | Required to Specify |
|-------------------|---|------------|---|
| | <ul style="list-style-type: none"> • High-Pressure Laminate price group 2 <ul style="list-style-type: none"> – 60"W +\$ 33 – 66"W +\$ 33 – 72"W +\$ 33 – 84"W +\$ 41 • High-Pressure Laminate price group 3 <ul style="list-style-type: none"> – 60"W +\$ 63 – 66"W +\$ 63 – 72"W +\$ 63 – 84"W +\$ 82 • Open Line laminate +\$102 plus cost of laminate | | <p>Specify laminate color number.</p> <p>Specify laminate color number.</p> <p>Specify laminate color number.</p> <p>Specify laminate color number.</p> <p>Specify laminate color number.</p> <p>Specify laminate color number.</p> <p>Specify laminate color number.</p> <p>▶ See <i>Surface Materials Reference Manual</i>.</p> |

Tip: Veneer worksurfaces do not have a colored laminate underside. The underside color must still be specified for the support brackets and reinforcing channels.

Tip: Attaching monitor arms to freestanding tables with casters or glides is not recommended due to tipping hazards.

Tip: Clamp on power units and monitor arms are not allowed on flip-top tables.

| Wood Veneer | U.S. Price | Required to Specify |
|--|--|--|
| <ul style="list-style-type: none"> • Wood group 2 • Wood group 3 • Customiz stain • Full-fill finish on wood group 1 | <p>+\$102</p> <p>+\$358</p> <p>No cost</p> <p>+\$102</p> | <p>Specify wood color number.</p> <p>Specify wood color number.</p> <p>Specify <i>with customiz stain</i>.</p> <p>▶ See <i>Surface Materials Reference Manual</i>.</p> |

| Legs | U.S. Price | Required to Specify |
|---|--|--|
| <ul style="list-style-type: none"> • Paint price group 1 • Paint price group 2 • Paint price group 3 | <p>No cost</p> <p>+\$ 63</p> <p>+\$104</p> | <p>Specify paint color number.</p> <p>Specify paint color number.</p> <p>Specify paint color number.</p> |

| Underside Color Scheme | U.S. Price | Required to Specify |
|---|-------------------------------|--|
| <ul style="list-style-type: none"> • Light • Dark | <p>No cost</p> <p>No cost</p> | <p>Specify <i>with light</i>.</p> <p>Specify <i>with dark</i>.</p> |

| Pop-Up Power | U.S. Price | Required to Specify |
|--|------------------------------|---|
| <ul style="list-style-type: none"> • Paint price group 1 • Paint price group 2 | <p>No cost</p> <p>+\$ 63</p> | <p>Specify paint color number.</p> <p>Specify paint color number.</p> |

| Soft Caster Finish | U.S. Price | Required to Specify |
|---|-------------------------------|--|
| <ul style="list-style-type: none"> • Light • Dark | <p>No cost</p> <p>No cost</p> | <p>Specify <i>with light soft caster finish</i>.</p> <p>Specify <i>with dark soft caster finish</i>.</p> |

▶ Options, continued on next page



For Canadian Pricing
 Multiply U.S. Price by the Canadian price factor.
 ▶ See page 1 for details.

► Options, continued from previous page

| | Options | U.S. Price | Required to Specify |
|----------------------------|---|-----------------|--|
| Grain Direction | • No grain direction | No cost | Specify with no grain direction. |
| | • Long grain direction | No cost | Specify with long grain direction. |
| Legs | Leg Type | | |
| | • Tube | Prices at right | Specify with tube legs and select paint color number. |
| | • Cast | Prices at right | Specify with cast legs and select paint color number. |
| Mobility | • Mobile – 4 standard casters | No cost | Specify with 4 standard casters and select caster type. |
| | • Mobile – 4 soft casters | +\$140 | Specify with 4 soft casters and select caster type and soft caster finish. |
| Caster Type | • Two locking casters and two non-locking casters | No cost | Specify with two locking casters and two non-locking casters. |
| | • Four locking casters | No cost | Specify with four locking casters. |
| Cable Manager | • No cable manager | No cost | Specify with no cable manager. |
| | • Vertical cable manager | +\$106 | Specify with vertical cable manager. |
| | • Horizontal cable manager | +\$385 | Specify with horizontal cable manager. |
| | • Vertical and horizontal cable managers | +\$419 | Specify with vertical and horizontal cable manager. |
| Power Access | • No power access | No cost | Specify with no power access. |
| | • Flush power | +\$391 | Specify with flush power and select color number. |
| | • Pop-up power | +\$412 | Specify with pop-up power and select color number. |
| | • Grommet | +\$106 | Specify with grommet only. |
| Power Position | • Center | No cost | Specify with center position. |
| | • Left and right | No cost | Specify with left and right power position. |
| Power Configuration | • Two power, one data | No cost | Specify with two power, one data. |
| | • Three power | +\$ 5 | Specify with three power. |
| | • Two power, one USB-A | +\$189 | Specify with two power, one USB-A. |
| | • One power, one USB-C 100W | +\$356 | Specify with one power, one USB-C 100W. |
| Power Type | • No modular power | No cost | Specify with no modular power. |
| | For 60"W to 84"W Tables | | |
| | • Center modular power | +\$225 | Specify with center modular power. |
| | For 72"W to 84"W Tables Only | | |
| | • Left and right modular power | +\$196 | Specify with left and right modular power. |
| Power Plug Type | • Standard NEMA 3-prong | No cost | Specify with standard NEMA 3-prong. |
| | • Low profile plug | +\$ 40 | Specify with thread low profile plug. |
| Ganging | • No ganging | No cost | Specify with no ganging. |
| | • Ganging | +\$106 | Specify with ganging. |

► Specification Information, on next page

Tip: Grain direction is only available when veneer is specified.

Tip: Cast legs and tube legs do not nest together.

Tip: Soft casters are recommended for use on hard floors.

Tip: Left and right available on tables 72"W and greater.

Tip: When left and right is specified, cost of power configuration will double.

Tip: The same power configurations and upcharges apply for both the flush power and pop-up power options.

Tip: When USB-A is specified, there are two USB ports. When USB-C is specified, there is one USB port.

Tip: An infeed is required when modular power is selected and is ordered separately.

Tip: When modular power is selected, a flush or pop-up power unit is required.

Tip: Ganging is required when modular power is selected.

**For Canadian Pricing**

Multiply U.S. Price by the Canadian price factor.

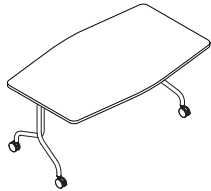
► See page 1 for details.

Team Flip-Top Training Tables, continued

► Specification Information, on previous page

Specification Information

| • Style Number | • Depth | • U.S. Base Prices | | | | |
|----------------|---------|--------------------|-------------------------------------|-------------------------------------|-------------------------------------|------|
| | | • Widths | | | | |
| | | Modular | 60"W | 66"W | 72"W | 84"W |
| | | Parametric | 60"W – | 66"W – | 72"W – | 84"W |
| | | | 65 ¹⁵ / ₁₆ "W | 71 ¹⁵ / ₁₆ "W | 83 ¹⁵ / ₁₆ "W | |



Laminate With Cast Legs

| | | | | | |
|------------------|-----|--------|--------|--------|--------|
| TS4FLIPTM | 36" | \$2048 | \$2100 | \$2156 | \$2305 |
|------------------|-----|--------|--------|--------|--------|

Laminate With Tube Legs ✕ 4/24

| | | | | | |
|------------------|-----|--------|--------|--------|--------|
| TS4FLIPTM | 36" | \$1912 | \$1964 | \$2020 | \$2169 |
|------------------|-----|--------|--------|--------|--------|

Veneer With Cast Legs

| | | | | | |
|------------------|-----|--------|--------|--------|--------|
| TS4FLIPTM | 36" | \$3255 | \$3338 | \$3425 | \$3661 |
|------------------|-----|--------|--------|--------|--------|

Veneer With Tube Legs ✕ 4/24

| | | | | | |
|------------------|-----|--------|--------|--------|--------|
| TS4FLIPTM | 36" | \$3119 | \$3202 | \$3289 | \$3525 |
|------------------|-----|--------|--------|--------|--------|



For Canadian Pricing
 Multiply U.S. Price by the Canadian price factor.
 ► See page 1 for details.

✕ 4/24 = Last order entry
 April 14, 2024



► Options, continued from previous page

| | Options | U.S. Price | Required to Specify |
|-------------------------------------|---|-----------------|---|
| Surface Materials, continued | Modesty Panel | | |
| | • Fabric price group 1 | No cost | Specify fabric color number. |
| | • Fabric price group 2 | +\$ 49 | Specify fabric color number. |
| | • Fabric price group 3 | +\$132 | Specify fabric color number. |
| Grain Direction | • No grain direction | No cost | Specify <i>with no grain direction</i> . |
| | • Long grain direction | No cost | Specify <i>with long grain direction</i> . |
| | • Short grain direction | No cost | Specify <i>with short grain direction</i> . |
| Leg | Leg Type | | |
| | • Tube | Prices at right | Specify <i>with tube legs</i> and select paint color number. |
| | • Cast | Prices at right | Specify <i>with cast legs</i> and select paint color number. |
| Mobility | • Mobile – 4 standard casters | No cost | Specify <i>with 4 standard casters</i> and select caster type. |
| | • Mobile – 4 soft casters | +\$140 | Specify <i>with 4 soft casters</i> and select caster type and soft caster finish. |
| | • Static – 4 cast glides | +\$140 | Specify <i>with 4 static cast glides</i> and select glide type. |
| | • Static – 4 tube glides | No cost | Specify <i>with 4 static tube glides</i> and select glide type. |
| Caster Type | • Two locking casters and two non-locking casters | No cost | Specify <i>with two locking casters and two non-locking casters</i> . |
| | • Four locking casters | No cost | Specify <i>with four locking casters</i> . |
| Modesty Panel | • 36"W | +\$465 | Specify <i>with 36"W modesty panel</i> . |
| | • 42"W | +\$491 | Specify <i>with 42"W modesty panel</i> . |
| | • 48"W | +\$528 | Specify <i>with 48"W modesty panel</i> . |
| | • 60"W | +\$568 | Specify <i>with 60"W modesty panel</i> . |
| | • 66"W | +\$577 | Specify <i>with 66"W modesty panel</i> . |
| | • 72"W | +\$598 | Specify <i>with 72"W modesty panel</i> . |
| | • 84"W | +\$635 | Specify <i>with 84"W modesty panel</i> . |
| Cable Manager | • No cable manager | No cost | Specify <i>with no cable manager</i> . |
| | • 19" vertical cable manager | +\$ 72 | Specify <i>with 19" vertical cable manager</i> . |
| | • 24"/30" vertical cable manager | +\$106 | Specify <i>with 24"/30" vertical cable manager</i> . |
| | • Horizontal cable manager | +\$385 | Specify <i>with horizontal cable manager</i> . |
| | • Vertical and horizontal cable managers | +\$419 | Specify <i>with vertical and horizontal cable manager</i> . |
| Power Access | • No power access | No cost | Specify <i>with no power access</i> . |
| | • Flush power | +\$391 | Specify <i>with flush power</i> and select color number. |
| | • Pop-up power | +\$412 | Specify <i>with pop-up power</i> and select color number. |
| | • Grommet | +\$106 | Specify <i>with grommet only</i> . |
| Power Position | • Center | No cost | Specify <i>with center position</i> . |
| | • Left and right | No cost | Specify <i>with left and right power position</i> . |
| Power Configuration | • Two power, one data | No cost | Specify <i>with two power, one data</i> . |
| | • Three power | +\$ 5 | Specify <i>with three power</i> . |
| | • Two power, one USB-A | +\$189 | Specify <i>with two power, one USB-A</i> . |
| | • One power, one USB-C 100W | +\$356 | Specify <i>with one power, one USB-C 100W</i> . |

► Options, continued on next page

Tip: Grain direction is only available when veneer is specified.

Tip: Short grain can only be applied to tops less than 60"W.

Tip: Soft casters are recommended for use on hard floors.

Tip: If a modesty panel is ordered with a clamp mount desktop device, the cords or the bottom of the desktop device will be on the outside of the modesty panel.

Tip: Horizontal cable managers are not available on 19"D tables.

Tip: Pop-up power is not available on 19"D tables.

Tip: Left and right available on tables 72"W and greater.

Tip: When left and right is specified, cost of power configuration will double.

Tip: The same power configurations and upcharges apply for both the flush power and pop-up power options.

Tip: When USB-A is specified, there are two USB ports. When USB-C is specified, there is one USB port.

Rectangle Non-Flip Training Tables, continued

► Options, continued from previous page

Tip: An infeed is required when modular power is selected and is ordered separately.

Tip: When modular power is selected, a flush or pop-up power unit is required.

Tip: Ganging is required when modular power is selected.

| Options | U.S. Price | Required to Specify |
|---|------------|--|
| Power Type | | |
| • No modular power | No cost | Specify with no modular power. |
| For 36"W to 84"W Tables | | |
| • Center modular power (36"W - 53 ¹⁵ / ₁₆ "W) | +\$ 98 | Specify with center modular power. |
| • Center modular power (54"W - 84"W) | +\$225 | Specify with center modular power. |
| For 72"W to 84"W Tables Only | | |
| • Left and right modular power | +\$196 | Specify with left and right modular power. |
| Power Plug Type | | |
| • Standard NEMA 3-prong | No cost | Specify with standard NEMA 3-prong. |
| • Low profile plug | +\$ 40 | Specify with thread low profile plug. |
| Ganging | | |
| • No ganging | No cost | Specify with no ganging. |
| • Ganging | +\$106 | Specify with ganging. |

Specification Information

| Style Number | Depth | Modular Parametric | U.S. Base Prices | | | | | | |
|--------------|-------|--------------------|-------------------------------------|-------------------------------------|-------------------------------------|-------------------------------------|-------------------------------------|------------------------------------|------|
| | | | Widths | | | | | | |
| | | | 36"W | 42"W | 48"W | 60"W | 66"W | 72"W | 84"W |
| | | | 36"W – | 42"W – | 48"W – | 60"W – | 66"W – | 72"W – | 84"W |
| | | | 41 ¹⁵ / ₁₆ "W | 47 ¹⁵ / ₁₆ "W | 59 ¹⁵ / ₁₆ "W | 65 ¹⁵ / ₁₆ "W | 71 ¹⁵ / ₁₆ "W | 83 ⁵ / ₁₆ "W | |

Laminate With Cast Legs

| Style Number | Depth | Modular Parametric | 36"W | 42"W | 48"W | 60"W | 66"W | 72"W | 84"W |
|--------------|-------|--------------------|--------|--------|--------|--------|--------|--------|--------|
| TS4NFLIP | 19" | N.A. | N.A. | \$1432 | \$1461 | \$1488 | \$1509 | \$1672 | |
| | 24" | | \$1424 | \$1445 | \$1445 | \$1480 | \$1509 | \$1544 | \$1714 |
| | 30" | | \$1476 | \$1476 | \$1476 | \$1522 | \$1560 | \$1599 | \$1784 |

Laminate With Tube Legs ✕ 4/24

| Style Number | Depth | Modular Parametric | 36"W | 42"W | 48"W | 60"W | 66"W | 72"W | 84"W |
|--------------|-------|--------------------|--------|--------|--------|--------|--------|--------|--------|
| TS4NFLIP | 19" | N.A. | N.A. | \$1296 | \$1325 | \$1352 | \$1373 | \$1536 | |
| | 24" | | \$1288 | \$1309 | \$1309 | \$1344 | \$1373 | \$1408 | \$1578 |
| | 30" | | \$1340 | \$1340 | \$1340 | \$1386 | \$1424 | \$1463 | \$1648 |

Veneer With Cast Legs

| Style Number | Depth | Modular Parametric | 36"W | 42"W | 48"W | 60"W | 66"W | 72"W | 84"W |
|--------------|-------|--------------------|--------|--------|--------|--------|--------|--------|--------|
| TS4NFLIP | 19" | N.A. | N.A. | \$2285 | \$2331 | \$2372 | \$2408 | \$2666 | |
| | 24" | | \$2271 | \$2305 | \$2305 | \$2361 | \$2408 | \$2463 | \$2735 |
| | 30" | | \$2355 | \$2355 | \$2355 | \$2429 | \$2488 | \$2549 | \$2842 |

Veneer With Tube Legs ✕ 4/24

| Style Number | Depth | Modular Parametric | 36"W | 42"W | 48"W | 60"W | 66"W | 72"W | 84"W |
|--------------|-------|--------------------|--------|--------|--------|--------|--------|--------|--------|
| TS4NFLIP | 19" | N.A. | N.A. | \$2149 | \$2195 | \$2236 | \$2272 | \$2530 | |
| | 24" | | \$2135 | \$2169 | \$2169 | \$2225 | \$2272 | \$2327 | \$2599 |
| | 30" | | \$2219 | \$2219 | \$2219 | \$2293 | \$2352 | \$2413 | \$2706 |

Tip: For both cast and tube legs, the 19"D legs are different and do not nest with 24"D or 30"D legs.



For Canadian Pricing

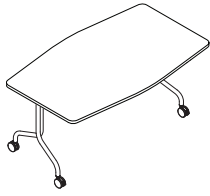
Multiply U.S. Price by the Canadian price factor.

► See page 1 for details.

✕4/24 = Last order entry
April 14, 2024



Team Non-Flip Training Tables



► Need help? Product details, page 112

Standard Includes

- Table: 1"- thick top, Low-Pressure or High-Pressure Laminate price group 1 or wood group 1 veneer
- 3 mm radius profile edge: plastic
- Cast legs with 4 standard casters: paint group 1
- Reinforcing channel
- Underside color scheme: light or dark

Required to Specify

- 1 Style number
 - 2 Size option (see below under Required Selections)
 - 3 Table size (see below under Required Selections)
 - 4 Low-Pressure or High-Pressure Laminate or Veneer color number for table
 - 5 Plastic edge band color number for table, if selected
 - 6 Paint color number for legs
 - 7 Underside color scheme
 - 8 Options, if selected (see below)
- See *Surface Materials*, page 170.

| | Required Selections | U.S. Price | Required to Specify |
|--------------------|---|--------------------|---|
| Size Option | <ul style="list-style-type: none"> • Modular • Parametric | No cost No cost | Specify <i>with modular</i> . Specify <i>with parametric</i> . |

| | | | |
|-------------------|---|-----------------|----------------|
| Table Size | <ul style="list-style-type: none"> • Width | Prices at right | Specify width. |
|-------------------|---|-----------------|----------------|

| | Options | U.S. Price | Required to Specify |
|--------------------------|--|------------------------------|---|
| Surface Materials | • High-Pressure Laminate price group 2 | | |
| | – 60"W | +\$ 33 | Specify laminate color number. |
| | – 66"W | +\$ 33 | Specify laminate color number. |
| | – 72"W | +\$ 33 | Specify laminate color number. |
| | – 84"W | +\$ 41 | Specify laminate color number. |
| | • High-Pressure Laminate price group 3 | | |
| | – 60"W | +\$ 63 | Specify laminate color number. |
| | – 66"W | +\$ 63 | Specify laminate color number. |
| | – 72"W | +\$ 63 | Specify laminate color number. |
| | – 84"W | +\$ 82 | Specify laminate color number. |
| | • Open Line laminate | +\$102 plus cost of laminate | ► See <i>Surface Materials Reference Manual</i> . |

Tip: Veneer worksurfaces do not have a colored laminate underside. The underside color must still be specified for the support brackets and reinforcing channels.

Tip: Attaching monitor arms to freestanding tables with casters or glides is not recommended due to tipping hazards.

Wood Veneer

- Wood group 2 +\$102
- Wood group 3 +\$358
- Customiz stain No cost
- Full-fill finish on wood group 1 +\$102

Specify wood color number.
 Specify wood color number.
 Specify *with customiz stain*.
 ► See *Surface Materials Reference Manual*.

Legs

- Paint price group 1 No cost
- Paint price group 2 +\$ 63
- Paint price group 3 +\$104

Specify paint color number.
 Specify paint color number.
 Specify paint color number.

Underside Color Scheme

- Light No cost
- Dark No cost

Specify *with light*.
 Specify *with dark*.

Pop-Up Power

- Paint price group 1 No cost
- Paint price group 2 +\$ 63

Specify paint color number.
 Specify paint color number.

Soft Caster Finish

- Light No cost
- Dark No cost

Specify *with light soft caster finish*.
 Specify *with dark soft caster finish*.

► Options, continued on next page



For Canadian Pricing

Multiply U.S. Price by the Canadian price factor.

► See page 1 for details.

► Options, continued from previous page

| | Options | U.S. Price | Required to Specify |
|----------------------------|---|-----------------|--|
| Grain Direction | • No grain direction | No cost | Specify with no grain direction. |
| | • Long grain direction | No cost | Specify with long grain direction. |
| Legs | Leg Type | | |
| | • Tube | Prices at right | Specify with tube legs and select paint color number. |
| | • Cast | Prices at right | Specify with cast legs and select paint color number. |
| Mobility | • Mobile – 4 standard casters | No cost | Specify with 4 standard casters and select caster type. |
| | • Mobile – 4 soft casters | +\$140 | Specify with 4 soft casters and select caster type and soft caster finish. |
| | • Static – 4 cast glides | +\$140 | Specify with 4 static cast glides and select glide type. |
| | • Static – 4 tube glides | No cost | Specify with 4 static tube glides and select glide type. |
| Caster Type | • Two locking casters and two non-locking casters | No cost | Specify with two locking casters and two non-locking casters. |
| | • Four locking casters | No cost | Specify with four locking casters. |
| Cable Manager | • No cable manager | No cost | Specify with no cable manager. |
| | • Vertical cable manager | +\$106 | Specify with vertical cable manager. |
| | • Horizontal cable manager | +\$385 | Specify with horizontal cable manager. |
| | • Vertical and horizontal cable managers | +\$419 | Specify with vertical and horizontal cable manager. |
| Power Access | • No power access | No cost | Specify with no power access. |
| | • Flush power | +\$391 | Specify with flush power and select color number. |
| | • Pop-up power | +\$412 | Specify with pop-up power and select color number. |
| | • Grommet | +\$106 | Specify with grommet only. |
| Power Position | • Center | No cost | Specify with center position. |
| | • Left and right | No cost | Specify with left and right power position. |
| Power Configuration | • Two power, one data | No cost | Specify with two power, one data. |
| | • Three power | +\$ 5 | Specify with three power. |
| | • Two power, one USB-A | +\$189 | Specify with two power, one USB-A. |
| | • One power, one USB-C 100W | +\$356 | Specify with one power, one USB-C 100W. |
| Power Type | • No modular power | No cost | Specify with no modular power. |
| | For 60"W to 84"W Tables | | |
| | • Center modular power | +\$225 | Specify with center modular power. |
| | For 72"W to 84"W Tables Only | | |
| | • Left and right modular power | +\$196 | Specify with left and right modular power. |
| Power Plug Type | • Standard NEMA 3-prong | No cost | Specify with standard NEMA 3-prong. |
| | • Low Profile plug | +\$ 40 | Specify with thread low profile plug. |
| Ganging | • No ganging | No cost | Specify with no ganging. |
| | • Ganging | +\$106 | Specify with ganging. |

► Specification Information, on next page

Tip: Grain direction is only available when veneer is specified.

Tip: Soft casters are recommended for use on hard floors.

Tip: Left and right available on tables 72"W and greater.

Tip: When left and right is specified, cost of power configuration will double.

Tip: The same power configurations and upcharges apply for both the flush power and pop-up power options.

Tip: When USB-A is specified, there are two USB ports. When USB-C is specified, there is one USB port.

Tip: An infeed is required when modular power is selected and is ordered separately.

Tip: When modular power is selected, a flush or pop-up power unit is required.

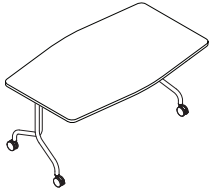
Tip: Ganging is required when modular power is selected.

Team Non-Flip Training Tables, continued

► Options, on previous page

Specification Information

| • Style Number | • Depth | • Modular Parametric | • U.S. Base Prices | | | |
|----------------|---------|----------------------|-------------------------------------|-------------------------------------|-------------------------------------|------|
| | | | • Widths | | | |
| | | | 60"W | 66"W | 72"W | 84"W |
| | | | 60"W – | 66"W – | 72"W – | 84"W |
| | | | 65 ¹⁵ / ₁₆ "W | 71 ¹⁵ / ₁₆ "W | 83 ¹⁵ / ₁₆ "W | |



Laminate With Cast Legs

| | | | | | | |
|-------------------|-----|--|--------|--------|--------|--------|
| TS4NFLIPTM | 36" | | \$1621 | \$1664 | \$1707 | \$1824 |
|-------------------|-----|--|--------|--------|--------|--------|

Laminate With Tube Legs ✕ 4/24

| | | | | | | |
|-------------------|-----|--|--------|--------|--------|--------|
| TS4NFLIPTM | 36" | | \$1485 | \$1528 | \$1571 | \$1688 |
|-------------------|-----|--|--------|--------|--------|--------|

Veneer With Cast Legs

| | | | | | | |
|-------------------|-----|--|--------|--------|--------|--------|
| TS4NFLIPTM | 36" | | \$2587 | \$2653 | \$2725 | \$2909 |
|-------------------|-----|--|--------|--------|--------|--------|

Veneer With Tube Legs ✕ 4/24

| | | | | | | |
|-------------------|-----|--|--------|--------|--------|--------|
| TS4NFLIPTM | 36" | | \$2451 | \$2517 | \$2589 | \$2773 |
|-------------------|-----|--|--------|--------|--------|--------|



For Canadian Pricing

Multiply U.S. Price by the Canadian price factor.

► See page 1 for details.

✕ 4/24 = Last order entry
April 14, 2024

Fabric Modesty Panels



Tip: Fabric modesty panels are available for use on Groupwork tables with post legs or on Groupwork training tables.

| Standard Includes | Required to Specify |
|-------------------|---------------------|
|-------------------|---------------------|

- | | | |
|--|--|---|
| <ul style="list-style-type: none"> ▶ Need help? Product details, page 143 | <ul style="list-style-type: none"> • Modesty panel: fabric price group 1 • Attachment hardware | <ol style="list-style-type: none"> 1 Style number 2 Width (see below under Required Selections) 3 Fabric color number <p>▶ See <i>Surface Materials</i>, page 170.</p> |
|--|--|---|

| Required Selections | U.S. Price | Required to Specify |
|---------------------|------------|---------------------|
|---------------------|------------|---------------------|

| | | | |
|--------------|--|---|---|
| Width | <ul style="list-style-type: none"> • 36"W • 42"W • 48"W • 60"W • 66"W • 72"W • 84"W | See below See below See below See below See below See below See below | Specify with 36" width. Specify with 42" width. Specify with 48" width. Specify with 60" width. Specify with 66" width. Specify with 72" width. Specify with 84" width. |
|--------------|--|---|---|

| Options | U.S. Price | Required to Specify |
|---------|------------|---------------------|
|---------|------------|---------------------|

| | | | |
|--------------------------|--|-----------------------------|--|
| Surface Materials | <ul style="list-style-type: none"> • Fabric price group 1 • Fabric price group 2 • Fabric price group 3 | No cost +\$ 49 +\$132 | Specify fabric color number. Specify fabric color number. Specify fabric color number. |
|--------------------------|--|-----------------------------|--|

| Specification Information | | | | |
|---------------------------|------------|---|-------------------------------|------------------|
| Style Number | Dimensions | | Corresponding Table Top Width | U.S. Base Prices |
| | W | H | | |

| | | | | |
|--------------|----------------------------------|----------------------------------|-----|-------|
| TS4MP | 25 ⁵ / ₈ " | 11 ¹ / ₂ " | 36" | \$465 |
| | 31 ¹ / ₈ " | 11 ¹ / ₂ " | 42" | \$489 |
| | 37 ³ / ₈ " | 11 ¹ / ₂ " | 48" | \$527 |
| | 49 ⁵ / ₈ " | 11 ¹ / ₂ " | 60" | \$567 |
| | 55 ⁵ / ₈ " | 11 ¹ / ₂ " | 66" | \$575 |
| | 61 ¹ / ₈ " | 11 ¹ / ₂ " | 72" | \$597 |
| | 73 ⁵ / ₈ " | 11 ¹ / ₂ " | 84" | \$634 |



For Canadian Pricing

Multiply U.S. Price by the Canadian price factor.

▶ See page 1 for details.

Vertical Cable Manager



Tip: Vertical cable manager attaches to table leg with adhesive tape.

Tip: Vertical cable managers designed to work on 24"D, 30"D, or 36"D legs will not fit on 19"D legs.

| Standard Includes | Required to Specify |
|-------------------|---------------------|
|-------------------|---------------------|

- | | | |
|--|---|---|
| <ul style="list-style-type: none"> ▶ Need help? Product details, page 120 | <ul style="list-style-type: none"> • Vertical cable manager: 6527 Merle • Adhesive tape | <ul style="list-style-type: none"> 1 Style number 2 Depth (see below under Required Selections) |
|--|---|---|

| Required Selections | U.S. Price | Required to Specify |
|---------------------|------------|---------------------|
|---------------------|------------|---------------------|

| | | | |
|--------------|--|--|--|
| Depth | <ul style="list-style-type: none"> • 19"D • 24"D • 30"D • 36"D | <ul style="list-style-type: none"> No cost +\$34 +\$34 +\$34 | <ul style="list-style-type: none"> Specify with 19" depth. Specify with 24" depth. Specify with 30" depth. Specify with 36" depth. |
|--------------|--|--|--|

| Specification Information | |
|---------------------------|--|
|---------------------------|--|

| Style Number | U.S. Base Price |
|--------------|-----------------|
| TS4VCM | \$72 |

Horizontal Cable Manager



Tip: Horizontal cable managers are not available on 19"D tables.

| Standard Includes | Required to Specify |
|-------------------|---------------------|
|-------------------|---------------------|

- | | | |
|--|---|---|
| <ul style="list-style-type: none"> ▶ Need help? Product details, page 120 | <ul style="list-style-type: none"> • Horizontal cable manager: P631 Dark Heather Grey PET • Attachment hardware | <ul style="list-style-type: none"> 1 Style number 2 Width (see below under Required Selections) |
|--|---|---|

| Required Selections | U.S. Price | Required to Specify |
|---------------------|------------|---------------------|
|---------------------|------------|---------------------|

| | | | |
|--------------|--|---|---|
| Width | <ul style="list-style-type: none"> • 36"W • 42"W • 48"W • 60"W • 66"W • 72"W • 84"W | <ul style="list-style-type: none"> No cost No cost No cost No cost No cost No cost No cost | <ul style="list-style-type: none"> Specify with 36" width. Specify with 42" width. Specify with 48" width. Specify with 60" width. Specify with 66" width. Specify with 72" width. Specify with 84" width. |
|--------------|--|---|---|

| Specification Information | |
|---------------------------|--|
|---------------------------|--|

| Style Number | U.S. Price |
|--------------|------------|
| TS4HCM | \$385 |



For Canadian Pricing

Multiply U.S. Price by the Canadian price factor.

▶ See page 1 for details.

Cable Management Clip

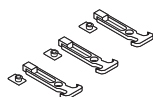


| Standard Includes | Required to Specify |
|---|---------------------|
| <ul style="list-style-type: none"> Cable manager clip: black plastic | Style number |

Specification Information

| Style Number | U.S. Price |
|--------------|------------|
| TS4CLIP | \$7 |

Flex Ganger Package



Tip: Order one ganger package for each table.

| Standard Includes | Required to Specify |
|---|---------------------|
| <ul style="list-style-type: none"> Need help? Product details, page 121 Three field-installed flexible ganger loops and three hooks: black plastic only Hardware | Style number |

Specification Information

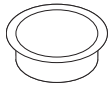
| Style Number | U.S. Price |
|--------------|------------|
| TS4FG | \$106 |



For Canadian Pricing
Multiply U.S. Price by the Canadian price factor.
▶ See page 1 for details.

Power and Connections

Grommets

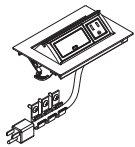


Tip: Reference power access locations for Groupwork tables on page 116.

| Standard Includes | Required to Specify |
|---|---------------------|
| <ul style="list-style-type: none"> ▶ Need help? Product details, page 116 • 2" diameter opening with snap out covers allow power cords and voice/data cables to pass through the worksurface: black plastic | Style number |

| Specification Information | |
|---------------------------|------------|
| Style Number | U.S. Price |
| TS4GMT | \$106 |

Pop-Up Power, Cord



Tip: Available for field installation into field cut openings.

Tip: Reference power access locations for Groupwork tables on page 116.

Tip: Pop-up power not available on 19"D worksurfaces.

Tip: When USB-A is specified, there are two USB ports. When USB-C is specified, there is one USB port.

| Standard Includes | Required to Specify |
|---|--|
| <ul style="list-style-type: none"> ▶ Need help? Product details, page 116 • Desktop module, with one touch open and close hinged door: anodized aluminum with painted steel • 6' power cord • Requires 6½" x 4" cutout • NRTL/CSA listed • Faceplates are provided when data is specified | <ol style="list-style-type: none"> 1 Style number 2 Power configuration (see below under Required Selections) 3 Plug type (see below under Required Selections) 4 Paint color number for desktop module: <ul style="list-style-type: none"> 4799 Platinum Metallic 7243 Seagull 7360 Merle 5 Options, if selected (see below) |

| Required Selections | U.S. Price | Required to Specify |
|--|--------------------------------------|---|
| Power Configuration <ul style="list-style-type: none"> • Two power, one data • Three power • Two power, one USB-A • One power, one USB-C 100W | No cost +\$ 5 +\$189 +\$356 | Specify <i>with two power, one data</i> . Specify <i>with three power</i> . Specify <i>with two power, one USB-A</i> . Specify <i>with one power, one USB-C 100W</i> . |

| | | |
|---|-------------------|--|
| Plug Type <ul style="list-style-type: none"> • Standard NEMA 3-prong • Thread low profile plug | No cost +\$ 40 | Specify <i>with standard NEMA 3-prong</i> . Specify <i>with thread low profile plug</i> . |
|---|-------------------|--|

| Options | U.S. Price | Required to Specify |
|---|-------------------|--|
| Surface Materials <ul style="list-style-type: none"> • Paint price group 1 • Paint price group 2 | No cost +\$ 63 | Specify paint color number. Specify paint color number. |

| Specification Information | | | | |
|---------------------------|-----|-----|--------------|-----------------|
| Dimensions | | | Style Number | U.S. Base Price |
| D | W | H | | |
| 4½" | 6¾" | 2⅓" | TS4POP | \$412 |

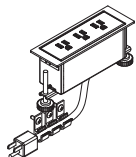


For Canadian Pricing

Multiply U.S. Price by the Canadian price factor.

▶ See page 1 for details.

Flush Power, Cord



Tip: Available for field installation into field cut openings.

Tip: Reference power access locations for Groupwork tables on page 116.

Tip: When USB-A is specified, there are two USB ports. When USB-C is specified, there is one USB port.

| Standard Includes | Required to Specify |
|-------------------|---------------------|
|-------------------|---------------------|

| | |
|--|---|
| <ul style="list-style-type: none"> ▶ Need help? Product details, page 116 | <ul style="list-style-type: none"> • Desktop module: plastic • Faceplate mounts flat just above worksurface • 6' power cord • Requires 6⁵/₁₆" x 1¹⁵/₁₆" cutout • NRTL/CSA listed • Faceplates are provided when data is specified |
|--|---|

- 1 Style number
- 2 Power configuration (see below under Required Selections)
- 3 Plug type (see below under Required Selections)
- 4 Plastic color number for desktop module: 6053 Seagull, 6527 Merle

| Required Selections | U.S. Price | Required to Specify |
|---------------------|------------|---------------------|
|---------------------|------------|---------------------|

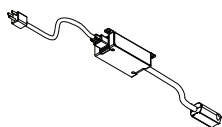
| | | |
|----------------------------|---|---|
| Power Configuration | <ul style="list-style-type: none"> • Two power, one data No cost • Three power +\$ 5 • Two power, one USB-A +\$189 • One power, one USB-C 100W +\$356 | Specify with two power, one data. Specify with three power. Specify with two power, one USB-A. Specify with one power, one USB-C 100W. |
|----------------------------|---|---|

| | | |
|------------------|---|--|
| Plug Type | <ul style="list-style-type: none"> • Standard NEMA 3-prong No cost • Thread low profile plug +\$ 40 | Specify with standard NEMA 3-prong. Specify with thread low profile plug. |
|------------------|---|--|

Specification Information

| • Dimensions | | | • Style | • U.S. Base |
|-----------------------------------|---------------------------------|---------------------------------|-----------------|-------------|
| D | W | H | Number | Price |
| 23 ¹ / ₁₀ " | 6 ⁵ / ₈ " | 2 ⁴ / ₈ " | TS4FLUSH | \$391 |

Power Infeed



Tip: For tables 54"W or less, one infeed is needed for every eight tables. For tables larger than 54"W, one infeed is needed for every four tables.

| Standard Includes | Required to Specify |
|-------------------|---------------------|
|-------------------|---------------------|

| | |
|--|--|
| <ul style="list-style-type: none"> ▶ Need help? Product details, page 119 | <ul style="list-style-type: none"> • Brainbox with modular connector on one end and 6' power infeed cord with 15-amp plug on the other end • NRTL Listed |
|--|--|

- 1 Style number
- 2 Plug type (see below under Required Selections)

| Required Selections | U.S. Price | Required to Specify |
|---------------------|------------|---------------------|
|---------------------|------------|---------------------|

| | | |
|------------------|--|--|
| Plug Type | <ul style="list-style-type: none"> • Standard NEMA 3-prong No cost • Thread low profile plug +\$40 | Specify with standard NEMA 3-prong. Specify with thread low profile plug. |
|------------------|--|--|

Specification Information

| • Style | • U.S. Base |
|-----------------|-------------|
| Number | Price |
| TS4INFEE | \$628 |



For Canadian Pricing

Multiply U.S. Price by the Canadian price factor.

▶ See page 1 for details.

Tables

Groupwork furniture supports team activities. It is appropriate in an open plan and an enclosed work space. Table tops and table legs are ordered separately. ▶ Specifying, page 152

Tables are 28½"H.

90° corner bridge creates additional seating where space is a premium.

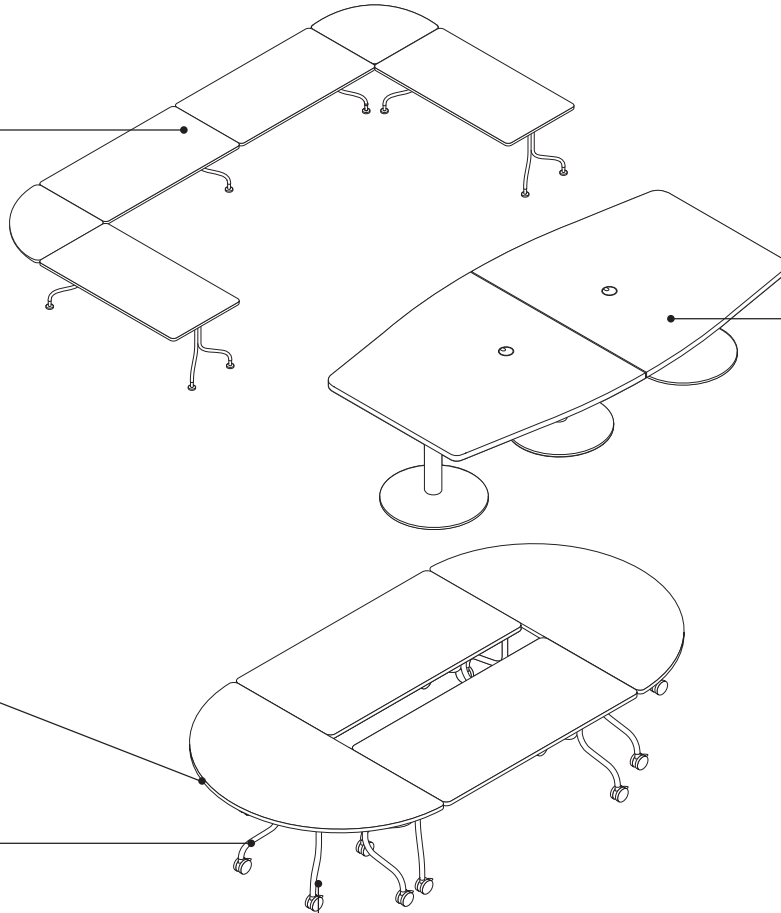
Worksurfaces are woodcore with laminate top and plastic edge band. Low-Pressure Laminates or High-Pressure Laminates are available.

Worksurfaces have 2" radius corners with 3 mm edge band on all sides. Edge band color is selectable.


Table legs ship standard with levelers. Casters are optional.

Groupwork tables are available with T-legs and post legs.

Conference tops come standard with a grommet. For one-piece conference tops, the grommet is centered in the middle of the table. For two-piece conference tops, two grommets are standard, with grommets positioned 21" from the middle to the center of the grommet. Flip grommets are available for cable routing needs. Conference tops are offered in four shapes—rectangular, boat-shaped, race-track, and oval. Table tops come in one piece (96"W) or two pieces (120"W or 144"W). Oval is offered in 96"W only. All tops are offered in standard 1½" or optional 1¾" thickness. Conference table tops 120"W and 144"W, two-piece with HPL woodgrain laminates, will always be grain matched. These same tops, with LPL woodgrain laminates will not be grain matched, as well, LPL laminate 25L5 Virginia Walnut and 25L6 Blackwood will not be available on 120"W and 144"W table tops. You can use HPL 2535 Virginia Walnut and 2536 Blackwood on 120"W and 144"W and they will be grain matched. *Tip: 25L5 Virginia Walnut and 25L6 Blackwood are not available on 120"W and 144"W groupwork conference table tops.*



Product Details



Round and square table tops should be used with either Groupwork round table bases or Groupwork post legs. 48"W oval table top should only be used with Groupwork post legs. All tops are offered in standard 1 $\frac{1}{8}$ " or optional 1 $\frac{3}{8}$ " thickness.

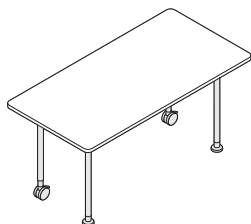
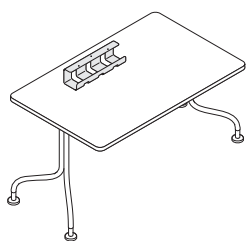
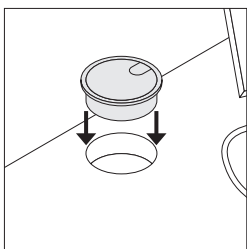


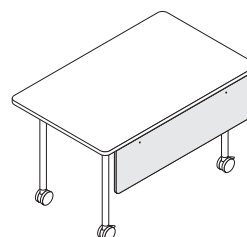
Table legs can be ordered individually to create a combination of two legs with levelers and two legs with casters.



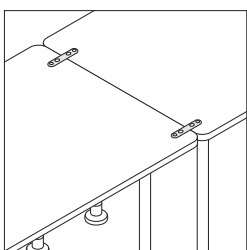
Wire management trough attaches to underside of worksurface to provide cable management and has capacity to support a powerstrip.



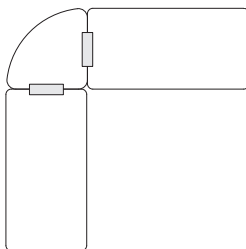
Grommets are available to finish exposed edges of field-installed openings in the worksurface for vertical cable routing. Grommets are 2" diameter black plastic.



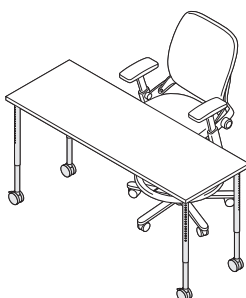
Laminate modesty panel attaches below rectangular table tops to provide privacy. Modesty panels are 9"H and are $\frac{1}{2}$ " thick. Modesty panels are finished with High-Pressure Laminate on both sides. Laminate modesty panels can be used with any table leg specification, except training tables (**TS4FLIP2** and **TS4NFLIP**).



Groupwork tables can be attached together using Kick tie plates (**TSATTIE**).



90° corner bridges use Kick in-line support plates for connectivity. 14"D in-line support plates are used with 24"D bridges, and 20"D in-line support plates are used with 30"D bridges.




Standing-height adjustable legs adjust on 1" increments from 28 $\frac{1}{2}$ "–45" (includes top thickness). The legs measure 24"–40 $\frac{1}{2}$ " with 3 $\frac{3}{8}$ " levelers. Due to the large range of the leveler, tables may vary in height depending on how far the leveler is inserted into the leg. The 1" adjustments match the Kick Systems vertical upright adjustment pattern.

Tip: Standing-height adjustable legs have natural movement in them and are not completely rigid due to the two-piece construction.

Groupwork tables with post legs also blend with Kick Systems furniture. Post leg tables are 28 $\frac{1}{2}$ " tall (includes top thickness). The legs measure 24" with 3 $\frac{3}{8}$ " levelers. Due to the large range of the leveler, tables may vary in height depending on how far the leveler is inserted into the leg.

Levelers adjust 2 $\frac{1}{2}$ " for installation on uneven floors.








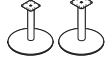
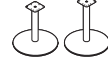
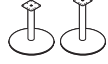






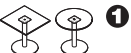

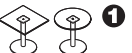


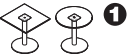
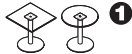
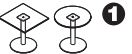



















Reinforcing channel (TSATRC39, TSATRC48, TSATRC57, or TSATRC72), ordered separately, must be used with tops 60"W and larger. Please refer to the matrix for the appropriate worksurface brace size and quantity. Table dimensions not listed in the matrix do not require bracing.
▶ See *Groupwork Table Reinforcing Channel Requirement Matrix*, page 150.

Tip: Wider rectangular tables with casters, sizes 66", 72", and 84"W, require multiple reinforcing channels. One long and one short channel can be used to maintain the use of modesty panels, grommets, and wire management troughs. Please reference the Table Reinforcing Channel Requirement Matrix for details.

Tip: Attaching monitor arms to freestanding tables with casters or glides is not recommended due to tipping hazards.

Tip: Standing-height adjustable legs are not available with privacy or privacy/modesty screens.

Table Top, Leg, and Base Combinations

| | Post Leg or Standing-Height Adjustable Leg | T-Leg | Tie Plates | In-Line Support Plates | 22" dia. bases | 28" dia. base, 3" dia. column bases | 28" dia. base or 3" dia. column bases | 28" dia. base or 5" dia. column bases ***** |
|------------------------------------|---|---|---|---|---|---|--|--|
| |  |  |  |  |  16 ¹ / ₈ " , 27 ³ / ₈ " , and 41" height |  16 ¹ / ₈ " height |  27 ³ / ₈ " and 41" height |  27 ³ / ₈ " and 41" height |
| 18"D Rectangular Tops *** ***** |  4 | N.A. | * | N.A. | N.A. | N.A. | N.A. | N.A. |
| 24"D Rectangular Tops |  4 |  4 | * | N.A. | N.A. | N.A. | N.A. | N.A. |
| 30"D Rectangular Tops |  4 |  4 | * | N.A. | N.A. | N.A. | N.A. | N.A. |
| Round and Square Tops 24" and 30" | N.A. | N.A. | N.A. | N.A. |  1 |  1 |  1 |  1 |
| Round and Square Tops 36" |  4 |  4 | N.A. | N.A. | N.A. |  1 |  1 |  1 |
| Round Tops 42" Diameter |  4 |  4 | N.A. | N.A. | N.A. |  1 | N.A. |  1 |
| Round Tops 48" Diameter |  4 |  4 | N.A. | N.A. | N.A. | N.A. | N.A. |  1 |
| Square Tops 42" and 48" |  4 |  4 | N.A. | N.A. | N.A. | N.A. | N.A. |  1 |
| Oval Top 48" |  4 | N.A. | N.A. | N.A. | N.A. | N.A. | N.A. | N.A. |
| Half-Round Top 18" x 36" *** |  3 | N.A. | * | N.A. | N.A. | N.A. | N.A. | N.A. |
| Half-Round Top 24" x 48" *** |  3 |  4 | * | N.A. | N.A. | N.A. | N.A. | N.A. |
| Half-Round Top 30" x 60" |  4 |  4 | * | N.A. | N.A. | N.A. | N.A. | N.A. |
| Trapezoid Top 24" x 48" ***** |  4 | N.A. | * | N.A. | N.A. | N.A. | N.A. | N.A. |
| Trapezoid Top 30" x 60" |  4 |  4 | * | N.A. | N.A. | N.A. | N.A. | N.A. |

Note: Attachment hardware (screws) is to be used with Groupwork table tops only.

1 = Number of legs for table

* = Tie plates to be used when ganging tables with levelers to keep table together.

** = In-line support plates to be used on 24"D and 30"D corner bridge tops connecting to other tables with levelers.








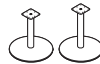









*** = To ensure proper stability, post legs and standing-height adjustable post legs with caster option only cannot be used on these top sizes.

**** = To ensure proper stability, standing-height adjustable post legs with caster option only cannot be used on these top sizes.

***** = For heavy use applications, it is recommended to use the 28" diameter base with 5" column for added rigidity.

***** = Standing-height adjustable post legs cannot be used on these top sizes.

Table Top, Leg, and Base Combinations

| | Post Leg or Standing-Height Adjustable Leg | T-Leg | Tie Plates | In-Line Support Plates | 22" dia. bases | 28" dia. base, 3" dia. column bases | 28" dia. base or 3" dia. column bases | 28" dia. base or 5" dia. column bases ***** |
|---|---|---|---|--|--|--|--|--|
| |  |  |  |  |  27 ³ / ₈ " and 41" height |  16 ¹ / ₈ ", 27 ³ / ₈ ", and 41" height |  27 ³ / ₈ " and 41" height |  27 ³ / ₈ " and 41" height |
| 24"D Corner Bridges 90° | N.A. | N.A. | N.A. | 14"D ** ②  | N.A. | N.A. | N.A. | N.A. |
| 30"D Corner Bridges 90° | N.A. | N.A. | N.A. | 20"D ** ②  | N.A. | N.A. | N.A. | N.A. |
| Rectangular Conference Tops—48"D x 96"W | N.A. | N.A. | N.A. | N.A. | N.A. | N.A. | N.A. |  ② |
| Racetrack Conference Tops—48"D x 96"W | N.A. | N.A. | N.A. | N.A. | N.A. | N.A. | N.A. |  ② |
| Boat-Shaped Conference Tops—48"D x 96"W | N.A. | N.A. | N.A. | N.A. | N.A. | N.A. | N.A. |  ② |
| Oval Conference Top—48"D x 96"W | N.A. | N.A. | N.A. | N.A. | N.A. | N.A. | N.A. |  ② |
| Rectangular Conference Tops—48"D x 120"W and 48"D x 144"W | N.A. | N.A. | N.A. | N.A. | N.A. | N.A. | N.A. |  ③ |
| Racetrack Conference Tops—48"D x 120"W and 48"D x 144"W | N.A. | N.A. | N.A. | N.A. | N.A. | N.A. | N.A. |  ③ |
| Boat-Shaped Conference Tops—48"D x 120"W and 48"D x 144"W | N.A. | N.A. | N.A. | N.A. | N.A. | N.A. | N.A. |  ③ |

① = Number of legs for table

** = Tie plates to be used when ganging tables with levelers to keep table together.

*** = In-line support plates to be used on 24"D and 30"D corner bridge tops connecting to other tables with levelers.

**** = To ensure proper stability, post legs and standing-height adjustable post legs with caster option only cannot be used on these top sizes.

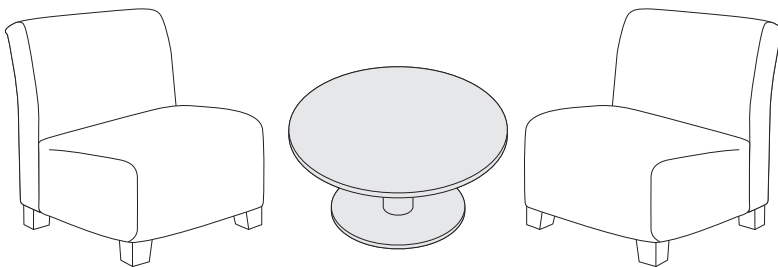

***** = To ensure proper stability, standing-height adjustable post legs with caster option only cannot be used on these top sizes.

***** = For heavy use applications, it is recommended to use the 28" diameter base with 5" column for added rigidity.

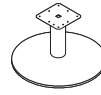
Table Bases

Bases attach to square, round, or conference table tops. Bases support square and round tops at 28½"H or 42"H overall, including top thickness. 28"H bases support conference table tops at 28½"H overall, including top thickness.

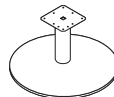
► Specifying, page 158



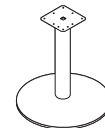
Product Details



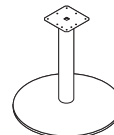
22" diameter by 16 1/8" H base can be used to create coffee tables with smaller-size round and square tops (24"–30") in reception or teaming areas. Glides are standard.



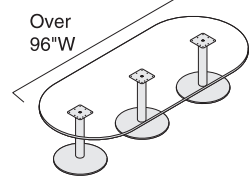
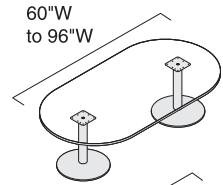
28" diameter by 16 1/8" H base can be used to create coffee tables with larger-size round and square tops (36" round and square and 42" round) in reception or teaming areas. Glides are standard.



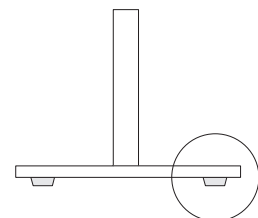
22" diameter by 27 3/8" H or 41" H bases can be used to create standard-height or cafe-height tables with smaller-size round and square tops (24"–30") in cafeterias or teaming areas. Glides are standard.



28" diameter by 27 3/8" H or 41" H bases can be used to create standard-height or cafe-height tables with smaller-size round and square tops (24"–36") in cafeterias or teaming areas. Large-size round and square tops (42" and 48") and conference tops in all sizes can be used with the 5" diameter column. For heavy use applications with any size top, it is recommended to use the 28" diameter base with 5" diameter column for added rigidity. Glides are standard.



Conference table tops can be used with **TS4TBASE285** or **TS4TCAFE285** only. Both the 27 3/8"H and 41"H bases are designed to structurally support the additional load bearing requirements of the larger conference table tops. Two bases must be used with tops 60"W to 96"W, and three bases must be used with all tops over 96"W.



Glides on Groupwork round table bases are not adjustable.

Table Legs

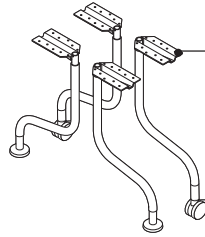
► Specifying, page 122

Laminate modesty panels can be used with any table leg specification.

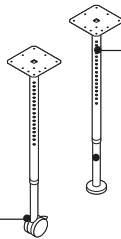
Standing-height adjustable leg is available individually or as a package of four legs. Levelers are standard. Casters are available as an option.

Caster

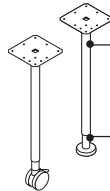
Post leg is available individually or as a package of four legs. Levelers are standard. Casters are available as an option.



T-legs support work-surfaces at 28½"H overall, including work-surface thickness. Levelers make up 3⅜" of leg height.



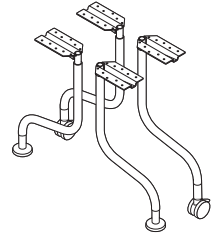
Standing-height legs with pin height adjustment adjust from 27⅜"–43⅞" in 1" increments. Levelers make up 3⅜" of leg height.



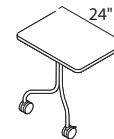
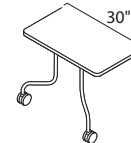
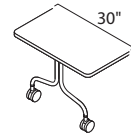
Post legs are 27⅜" without work-surface. Levelers make up 3⅜" of leg height.

Leveler

Product Details



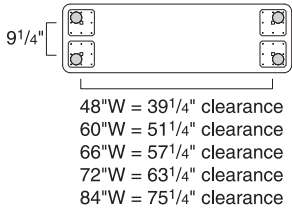
T-legs are available as a package of two or as a package of four legs. Levelers are standard. Casters are available as an option.



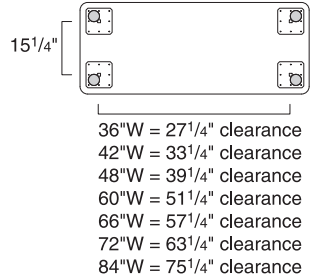
T-legs can be mounted in two positions for 30"D rectangular tops and one position for 24"D rectangular tops.

Post Leg Clearance Dimensions

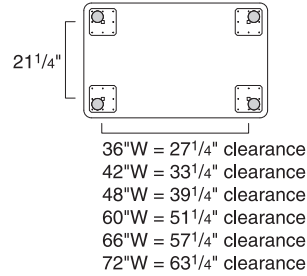
18"D Rectangular Tops



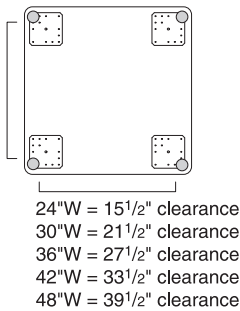
24"D Rectangular Tops



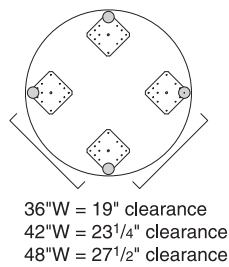
30"D Rectangular Tops



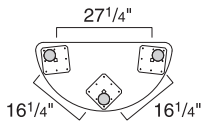
Square Tops



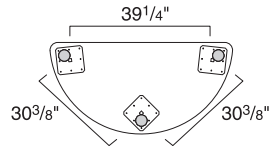
Round Tops



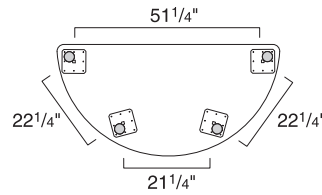
Half-Round Top—18" x 36"



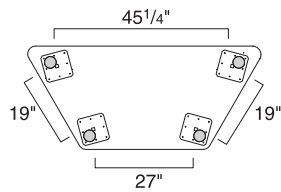
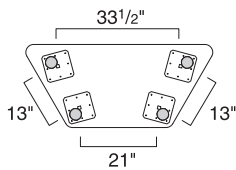
Half-Round Top—24" x 48"



Half-Round Top—30" x 60"




Trapezoid Tops—24" x 48" and 30" x 60"



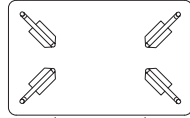
T-Leg Clearance Dimensions

24"D Rectangular Tops (T-Leg Angled)



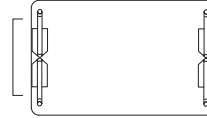
- 36" = 13⁴/₅" clearance
- 42" = 19⁴/₅" clearance
- 48" = 25⁴/₅" clearance
- 60" = 37⁴/₅" clearance
- 66" = 43⁴/₅" clearance
- 72" = 49⁴/₅" clearance
- 84" = 61⁴/₅" clearance

30"D Rectangular Tops (T-Leg Angled)



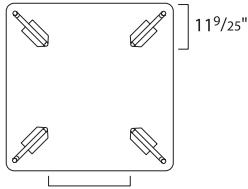
- 36" = 13⁴/₅" clearance
- 42" = 19⁴/₅" clearance
- 48" = 25⁴/₅" clearance
- 60" = 37⁴/₅" clearance
- 66" = 43⁴/₅" clearance
- 72" = 49⁴/₅" clearance

30"D Rectangular Tops (T-Leg Inline)



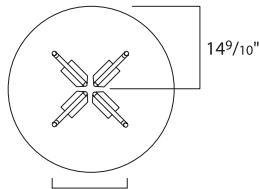
- 36" = 29³/₅" clearance
- 42" = 35³/₅" clearance
- 48" = 41³/₅" clearance
- 60" = 53³/₅" clearance
- 66" = 59³/₅" clearance
- 72" = 65³/₅" clearance

Square Tops



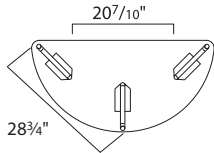
- 36" = 10⁴/₅" clearance
- 42" = 16⁴/₅" clearance
- 48" = 22⁴/₅" clearance

Round Tops

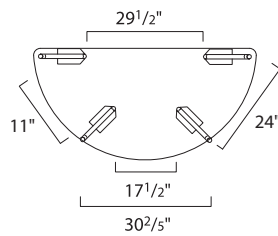


- 36" = 20¹/₂"
- 42" = 24³/₄"
- 48" = 29"

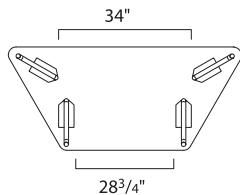
Half-Round Top—24" x 48"



Half-Round Top—30" x 60"



Trapezoid Tops—30" x 60" (T-leg Angled)



Trapezoid Tops—30" x 60" (T-leg Inline)

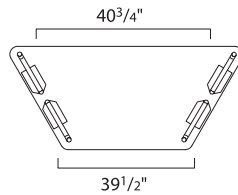


Table Reinforcing Channel Requirement Matrix

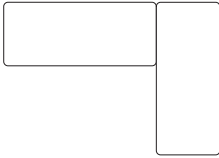
Brace Size Requirement

| Size (LPL or HPL) | Post Leg | T-Leg Inline with Casters or Glides | T-Leg Angled with Glides | T-Leg Angled with Casters |
|-------------------|----------|-------------------------------------|--------------------------|---------------------------|
| 18" x 60" | 39" | Not applicable | Not applicable | Not applicable |
| 18" x 66" | 48" | Not applicable | Not applicable | Not applicable |
| 18" x 72" | 48" | Not applicable | Not applicable | Not applicable |
| 18" x 84" | 57" | Not applicable | Not applicable | Not applicable |
| 24" x 60" | 57" | Not applicable | 39" | 39" |
| 24" x 66" | 57" | Not applicable | 39" | 39" x 1; 48" x 1 |
| 24" x 72" | 57" | Not applicable | 48" | 48" x 1; 57" x 1 |
| 24" x 84" | 72" | Not applicable | 57" | 57" x 1; 72" x 1 |
| 30" x 60" | 57" | 48" | 57" | 57" |
| 30" x 66" | 57" | 57" | 57" | 57" |
| 30" x 72" | 57" | 57" | 57" | 57" |

Tip: Table dimensions not listed in the matrix do not require bracing.


Table Configurations

Workstation




Rectangular tables

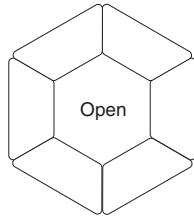
Conference



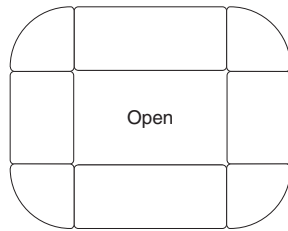
Rectangular and half-round tables



Rectangular and trapezoid tables

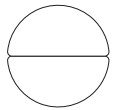


Trapezoid tables

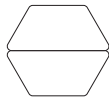


Rectangular tables and 90° corner bridge tables

Team/Collaboration



Half-round tables

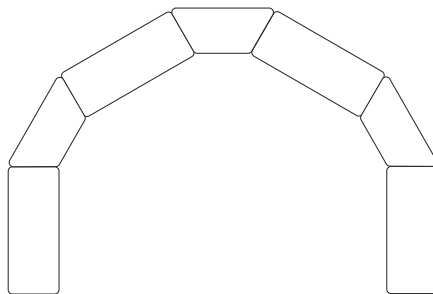


Trapezoid tables

Lecture



Rectangular tables and 90° corner bridges



Rectangular and trapezoid tables

► Specification Information, continued from previous page

Specification Information

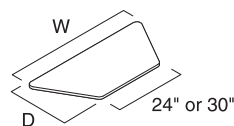
| Dimensions | | Style Number | U.S. Price | Style Number | U.S. Base Price |
|------------|---|--------------|------------|--------------|-----------------|
| D | W | | | | |

Half-Round Tops



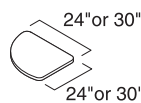
| | | | | | |
|-----|-----|-------------------|-------|-------------------|-------|
| 18" | 36" | TS4TLN1836 | \$368 | TS4THN1836 | \$426 |
| 24" | 48" | TS4TLN2448 | \$516 | TS4THN2448 | \$545 |
| 30" | 60" | TS4TLN3060 | \$658 | TS4THN3060 | \$695 |

Trapezoid Tops



| | | | | | |
|----------------------------------|-----|-------------------|-------|-------------------|-------|
| 21 ³ / ₈ " | 48" | TS4TLG2448 | \$461 | TS4THG2448 | \$533 |
| 26 ¹ / ₂ " | 60" | TS4TLG3060 | \$664 | TS4THG3060 | \$766 |

90° Corner Bridges



| | | | | | |
|-----|-----|-------------------|-------|-------------------|-------|
| 24" | 24" | TS4TLL2424 | \$308 | TS4THL2424 | \$357 |
| 30" | 30" | TS4TLL3030 | \$358 | TS4THL3030 | \$414 |



 **For Canadian Pricing**
 Multiply U.S. Price by the Canadian price factor.
 ► See page 1 for details.

Table Tops

Round, Square, and Oval

Tip: Standard worksurfaces are 1 1/8" thick. However, the actual thickness between Low-Pressure Laminate (LPL) and High-Pressure Laminate (HPL) worksurfaces is slightly different. It is recommended that only worksurfaces of the same type are specified in a given application. In addition, there may be sheen or texture differences when using LPL and HPL in adjacent applications. Please use caution when mixing and matching different worksurface types.

For laminate group 2 and 3 pricing, please refer to the electronic catalog or SmartTools.



| Standard Includes | | Required to Specify |
|--|--|---|
| <ul style="list-style-type: none"> ▶ Need help? Product details, page 142 | <ul style="list-style-type: none"> • Top: 1 1/8"-thick: Low-Pressure Laminate or High-Pressure Laminate price group 1, if selected • Top: 1 3/8"-thick (Suffix T): Low-Pressure Laminate or High-Pressure Laminate, if selected • 3 mm radius profile edge: plastic | <ol style="list-style-type: none"> 1 Style number 2 Low-Pressure Laminate or High-Pressure Laminate color number for top, as appropriate 3 Plastic edge band color number for top 4 Options, if selected (see below) <p>▶ See <i>Surface Materials</i>, page 170.</p> |

| Options | U.S. Price | Required to Specify |
|---|---|--|
| Surface Materials <ul style="list-style-type: none"> • High-Pressure Laminate worksurfaces • Laminate price group 2 • Laminate price group 3 • Open Line laminate | <ul style="list-style-type: none"> • See information at left • See information at left +\$102 plus cost of laminate | <ul style="list-style-type: none"> • Specify laminate color number. • Specify laminate color number. ▶ See <i>Surface Materials Reference Manual</i>. |
| Related Products <ul style="list-style-type: none"> • Groupwork table legs • Groupwork table bases • Modesty panels • Wire management trough | | <ul style="list-style-type: none"> ▶ Page 160 ▶ Page 158 ▶ Page 162 ▶ Page 162 |

Specification Information

| Dimensions | Style Number | U.S. Price | Style Number | U.S. Base Price |
|------------|--------------|------------|--------------|-----------------|
| D W | LPL | | HPL | |

Round Tops

1 1/8"-thick top

| | | | | | |
|-----|-----|------------------|-------|------------------|-------|
| 24" | 24" | TS4TLDR24 | \$286 | TS4THDR24 | \$332 |
| 30" | 30" | TS4TLDR30 | \$370 | TS4THDR30 | \$428 |
| 36" | 36" | TS4TLDR36 | \$449 | TS4THDR36 | \$521 |
| 42" | 42" | TS4TLDR42 | \$516 | TS4THDR42 | \$594 |
| 48" | 48" | TS4TLDR48 | \$574 | TS4THDR48 | \$660 |

1 3/8"-thick top

| | | | | | |
|-----|-----|-------------------|-------|-------------------|-------|
| 24" | 24" | TS4TLDR24T | \$433 | TS4THDR24T | \$497 |
| 30" | 30" | TS4TLDR30T | \$517 | TS4THDR30T | \$595 |
| 36" | 36" | TS4TLDR36T | \$596 | TS4THDR36T | \$684 |
| 42" | 42" | TS4TLDR42T | \$663 | TS4THDR42T | \$765 |
| 48" | 48" | TS4TLDR48T | \$721 | TS4THDR48T | \$829 |

▶ **Specification Information, continued on next page**

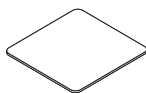


For Canadian Pricing
 Multiply U.S. Price by the Canadian price factor.
 ▶ See page 1 for details.

► Specification Information, continued from previous page

Specification Information

| Dimensions | | Style Number LPL | U.S. Price | Style Number HPL | U.S. Base Price |
|------------|---|---------------------|------------|---------------------|-----------------|
| D | W | | | | |



Square Tops

1 1/8"-thick top

| | | | | | |
|-----|-----|-------------------|-------|-------------------|-------|
| 24" | 24" | TS4TLR2424 | \$286 | TS4THR2424 | \$393 |
| 30" | 30" | TS4TLR3030 | \$370 | TS4THR3030 | \$406 |
| 36" | 36" | TS4TLR3636 | \$450 | TS4THR3636 | \$522 |
| 42" | 42" | TS4TLR4242 | \$516 | TS4THR4242 | \$594 |
| 48" | 48" | TS4TLR4848 | \$574 | TS4THR4848 | \$660 |

1 3/8"-thick top

| | | | | | |
|-----|-----|--------------------|-------|--------------------|-------|
| 24" | 24" | TS4TLR2424T | \$433 | TS4THR2424T | \$497 |
| 30" | 30" | TS4TLR3030T | \$517 | TS4THR3030T | \$595 |
| 36" | 36" | TS4TLR3636T | \$597 | TS4THR3636T | \$685 |
| 42" | 42" | TS4TLR4242T | \$663 | TS4THR4242T | \$765 |
| 48" | 48" | TS4TLR4848T | \$721 | TS4THR4848T | \$829 |

Oval Tops

1 1/8"-thick top

| | | | | | |
|-----|-----|--------------------|-------|--------------------|-------|
| 24" | 48" | TS4TLDV2448 | \$517 | TS4THDV2448 | \$595 |
|-----|-----|--------------------|-------|--------------------|-------|

1 3/8"-thick top

| | | | | | |
|-----|-----|--------------------|-------|--------------------|-------|
| 24" | 48" | TS4TLDV244T | \$664 | TS4THDV244T | \$766 |
|-----|-----|--------------------|-------|--------------------|-------|



For Canadian Pricing

Multiply U.S. Price by the Canadian price factor.

► See page 1 for details.

► Specification Information, continued from previous page

Specification Information

| Dimensions | | Style Number LPL | U.S. Price | Style Number HPL | U.S. Base Price |
|------------|---|---------------------|------------|---------------------|-----------------|
| D | W | | | | |



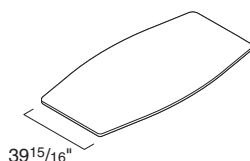
Racetrack Conference Tops

1 1/8"-thick top

| | | | | | |
|-----|------|--------------------|--------|--------------------|--------|
| 48" | 96" | TS4TLD4896 | \$1022 | TS4THD4896 | \$1172 |
| 48" | 120" | TS4TLD48120 | \$1234 | TS4THD48120 | \$1420 |
| 48" | 144" | TS4TLD48144 | \$1383 | TS4THD48144 | \$1591 |

1 3/8"-thick top

| | | | | | |
|-----|------|--------------------|--------|--------------------|--------|
| 48" | 96" | TS4TLD4896T | \$1169 | TS4THD4896T | \$1347 |
| 48" | 120" | TS4TLD4812T | \$1528 | TS4THD4812T | \$1759 |
| 48" | 144" | TS4TLD4814T | \$1677 | TS4THD4814T | \$1931 |



Boat-Shaped Conference Tops

1 1/8"-thick top

| | | | | | |
|-----|------|--------------------|--------|--------------------|--------|
| 48" | 96" | TS4TLB4896 | \$1022 | TS4THB4896 | \$1172 |
| 48" | 120" | TS4TLB48120 | \$1234 | TS4THB48120 | \$1420 |
| 48" | 144" | TS4TLB48144 | \$1383 | TS4THB48144 | \$1591 |

1 3/8"-thick top

| | | | | | |
|-----|------|--------------------|--------|--------------------|--------|
| 48" | 96" | TS4TLB4896T | \$1169 | TS4THB4896T | \$1347 |
| 48" | 120" | TS4TLB4812T | \$1528 | TS4THB4812T | \$1759 |
| 48" | 144" | TS4TLB4814T | \$1677 | TS4THB4814T | \$1931 |



Oval Conference Tops

1 1/8"-thick top

| | | | | | |
|-----|-----|--------------------|--------|--------------------|--------|
| 48" | 96" | TS4TLDV4896 | \$1022 | TS4THDV4896 | \$1172 |
|-----|-----|--------------------|--------|--------------------|--------|

1 3/8"-thick top

| | | | | | |
|-----|-----|--------------------|--------|--------------------|--------|
| 48" | 96" | TS4TLDV489T | \$1169 | TS4THDV489T | \$1347 |
|-----|-----|--------------------|--------|--------------------|--------|

 **For Canadian Pricing**
 Multiply U.S. Price by the Canadian price factor.
 ► See page 1 for details.

Table Bases

Tip: Attachment hardware is to be used with Currency, Kick, or Groupwork table tops only.

| Standard Includes | Required to Specify |
|-------------------|---------------------|
|-------------------|---------------------|

- | | | |
|--|--|--|
| <ul style="list-style-type: none"> ▶ Need help? Product details, page 146 | <ul style="list-style-type: none"> • Base: paint price group 1 • Glides: black plastic only • Attachment hardware | <ul style="list-style-type: none"> 1 Style number 2 Paint color number for base 3 Options, if selected (see below) ▶ See <i>Surface Materials</i>, page 170. |
|--|--|--|

| Options | U.S. Price | Required to Specify |
|---------|------------|---------------------|
|---------|------------|---------------------|

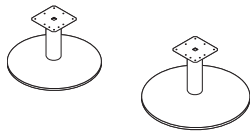
| | | | |
|--------------------------|---|-----------------------------|---|
| Surface Materials | <ul style="list-style-type: none"> • Paint price group 1 • Paint price group 2 • Paint price group 3 | No cost +\$ 45 +\$104 | Specify paint color number. Specify paint color number. Specify paint color number. |
|--------------------------|---|-----------------------------|---|

| Specification Information | | | | |
|---------------------------|--|--|--|--|
|---------------------------|--|--|--|--|

| Dimensions | Height | Diameter of Base | Diameter of Column | Style Number | U.S. Base Price |
|------------|--------|------------------|--------------------|--------------|-----------------|
|------------|--------|------------------|--------------------|--------------|-----------------|

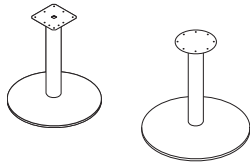
Coffee-Height Round Table Bases

| | | | | |
|----------------------------------|-----|----|------------------|--------|
| 16 ¹ / ₈ " | 22" | 3" | TS4TCOF22 | \$ 473 |
| 16 ¹ / ₈ " | 28" | 3" | TS4TCOF28 | \$ 728 |



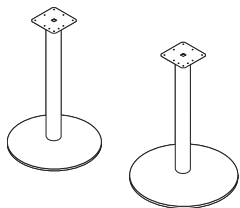
Round Table Bases

| | | | | |
|----------------------------------|-----|----|--------------------|--------|
| 27 ³ / ₈ " | 22" | 3" | TS4TBASE22 | \$ 493 |
| 27 ³ / ₈ " | 28" | 3" | TS4TBASE28 | \$ 749 |
| 27 ³ / ₈ " | 28" | 5" | TS4TBASE285 | \$1081 |



Café-Height Round Table Bases

| | | | | |
|-----|-----|----|--------------------|--------|
| 41" | 22" | 3" | TS4TCAFE22 | \$ 517 |
| 41" | 28" | 3" | TS4TCAFE28 | \$ 767 |
| 41" | 28" | 5" | TS4TCAFE285 | \$1123 |



Tip: For heavy use applications, it is recommended to use the 28" diameter base with 5" diameter column for added rigidity.



For Canadian Pricing

Multiply U.S. Price by the Canadian price factor.

▶ See page 1 for details.



Table Legs

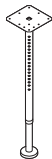
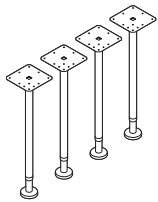
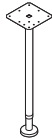
Tip: Levelers are adjustable (lower height), but do not slide. To easily move tables, order tables with casters.

Tip: Attachment hardware is to be used with Currency, Kick, or Groupwork table tops only.

Tip: To ensure proper stability when casters are specified, see the Groupwork table top, leg, and base combinations section of the specifications guide. ▶ See page 144

Tip: Attaching monitor arms to freestanding tables with casters or glides is not recommended due to tipping hazards.

Tip: Translucent screens and slatwalls are not available on 18"D fixed tops, if post legs are selected.



Tip: Translucent screens and slatwalls are not available on 18"D or 24"D height-adjustable tops, if standing-height adjustable post legs are selected.

Tip: Standing-height adjustable post leg is not available with 18"D tops.

| Standard Includes | | Required to Specify | |
|--|---|---|---|
| ▶ Need help? Product details, page 147 | <ul style="list-style-type: none"> Table leg(s): paint price group 1 Levelers on post, standing-height, and T-legs: black plastic only Pin height adjustable leg(s) on standing-height only Attachment hardware | <ul style="list-style-type: none"> 1 Style number 2 Paint color number for leg(s) 3 Options, if selected (see below) | ▶ See <i>Surface Materials</i> , page 170. |
| Options | | U.S. Price | Required to Specify |
| Surface Materials | Post, standing-height, or T-legs | | |
| | <ul style="list-style-type: none"> Paint price group 1 Paint price group 2 Paint price group 3 | No cost +\$17 per leg +\$24 per leg | Specify paint color number. Specify paint color number. Specify paint color number. |
| Casters | One post or standing-height table leg | | |
| | <ul style="list-style-type: none"> One locking caster | +\$ 5 | Specify <i>with caster</i> . |
| | Two T-legs | | |
| | <ul style="list-style-type: none"> Two casters (one locking and one non-locking) | +\$11 | Specify <i>with two casters</i> . |
| | Four post, standing-height, or T-legs | | |
| | <ul style="list-style-type: none"> Four casters (two locking and two non-locking) | +\$22 | Specify <i>with four casters</i> . |
| Related Products | <ul style="list-style-type: none"> Modesty panels Table tops | | ▶ Page 162 ▶ Page 152 |

Specification Information

| Height | Style Number | U.S. Base Price |
|---|--------------|-----------------|
| 27 ³ / ₈ " | TS4L27PG | \$166 |
| 27 ³ / ₈ " | TS4L27PG4 | \$614 |
| 27 ³ / ₈ "–43 ⁷ / ₈ " | TS4LSHPG | \$293 |

One Post Leg

| | | |
|----------------------------------|----------|-------|
| 27 ³ / ₈ " | TS4L27PG | \$166 |
|----------------------------------|----------|-------|

Package of Four Post Legs

| | | |
|----------------------------------|-----------|-------|
| 27 ³ / ₈ " | TS4L27PG4 | \$614 |
|----------------------------------|-----------|-------|

One Standing-Height Adjustable Post Leg

| | | |
|---|----------|-------|
| 27 ³ / ₈ "–43 ⁷ / ₈ " | TS4LSHPG | \$293 |
|---|----------|-------|

▶ **Specification Information, continued on next page**

► Specification Information, continued from previous page

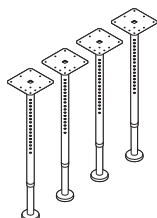
Specification Information

Tip: Translucent screens and slatwalls are not available on 18"D fixed tops, if post legs are selected.

| Height | Style Number | U.S. Base Price |
|--------|--------------|-----------------|
|--------|--------------|-----------------|

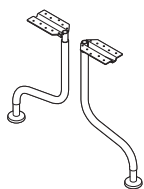
Package of Four Standing-Height Adjustable Post Legs

| | | |
|---|------------------|--------|
| 27 ³ / ₈ "–43 ⁷ / ₈ " | TS4LSHPG4 | \$1130 |
|---|------------------|--------|



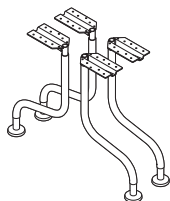
Two T-Legs

| | | |
|----------------------------------|--|--------|
| 27 ³ / ₈ " | TS4L27TG ✕4/24 | \$ 311 |
|----------------------------------|--|--------|



Package of Four T-Legs

| | | |
|----------------------------------|---|--------|
| 27 ³ / ₈ " | TS4L27TG4 ✕4/24 | \$ 577 |
|----------------------------------|---|--------|



Tip: When ordering T-legs, style number **TS4L27TG** includes two halves that form one complete T-leg. This style number would support one end of a table. Style number **TS4L27TG4** includes four halves that form two complete T-legs. This style number would support both ends of a table.



For Canadian Pricing

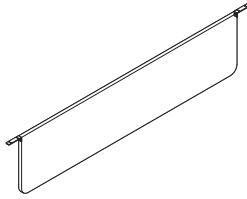
Multiply U.S. Price by the Canadian price factor.

► See page 1 for details.

✕4/24 = Last order entry
April 14, 2024

Table Components

Laminate Modesty Panels



For laminate group 2 and 3 pricing, please refer to the electronic catalog or SmartTools.

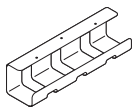
Tip: Laminate modesty panels are not available on Groupwork training tables.

| Standard Includes | Required to Specify |
|--|--|
| <ul style="list-style-type: none"> Need help? Product details, page 143 Modesty panel: High-Pressure Laminate price group 1 Bracket: black paint only | <ol style="list-style-type: none"> Style number High-Pressure Laminate color number for modesty panel Options, if selected (see below) <p>▶ See <i>Surface Materials</i>, page 170.</p> |

| Options | U.S. Price | Required to Specify |
|---|--|--|
| Surface Materials <ul style="list-style-type: none"> Laminate price group 2 Laminate price group 3 | See information at left See information at left | Specify laminate color number. Specify laminate color number. |

| Specification Information | | | | |
|---------------------------|-------------------------------------|-----------------|---------------|---|
| Dimensions D H | Corresponding Table Top Width | Style Number | U.S. Price | |
| 22 1/5" 9" | 36" | TS4MH36 | \$350 | |
| 25 1/5" 9" | 42" | TS4MH42 | \$367 | |
| 31 1/5" 9" | 48" | TS4MH48 | \$387 | |
| 46 1/5" 9" | 60" | TS4MH60 | \$427 | |
| 49 1/5" 9" | 66" | TS4MH66 | \$444 | |
| 55 1/5" 9" | 72" | TS4MH72 | \$458 | |
| 67 1/5" 9" | 84" | TS4MH84 | \$506 | |
| : | : | : | : | : |

Wire Management Trough



| Standard Includes | Required to Specify |
|---|--|
| <ul style="list-style-type: none"> Need help? Product details, page 143 Wire management trough: paint | <ol style="list-style-type: none"> Style number Paint color number for wire management trough <p>▶ See <i>Surface Materials</i>, page 170.</p> |

| Specification Information | |
|---------------------------|---------------|
| Style Number | U.S. Price |
| TS4WIRE | \$143 |
| : | : |



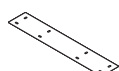
For Canadian Pricing
 Multiply U.S. Price by the Canadian price factor.
 ▶ See page 1 for details.

Supports

| Standard Includes | Required to Specify |
|--|---------------------|
| <ul style="list-style-type: none"> Need help? Product details, page 143 Worksurface support: black paint | Style number |

Specification Information


| Dimensions | Style Number | U.S. Price |
|------------|--------------|------------|
| | | |



Tip: In-line support plates should be used on 90° corner bridges when legs are not used. Use two 14"D in-line support plates with 24"D corner bridges, and use two 20"D in-line support plates with 30"D corner bridges.

In-Line Support Plates

| | | |
|------|-----------------|-------|
| 14"D | TSATPL14 | \$105 |
| 20"D | TSATPL20 | \$105 |
| | | |




Tip: Six tie plates should be used on 90° corner bridges when legs are not used and when connecting two Groupwork tables with levelers together.

Package of Six Tie Plates for Side-by-Side Worksurfaces

| | | |
|-----|----------------|-------|
| 7"L | TSATTIE | \$148 |
| | | |

Reinforcing Channels

| | | |
|------|-----------------|-------|
| 39"W | TSATRC39 | \$ 74 |
| 48"W | TSATRC48 | \$ 77 |
| 57"W | TSATRC57 | \$ 81 |
| 72"W | TSATRC72 | \$174 |
| | | |



For Canadian Pricing
 Multiply U.S. Price by the Canadian price factor.
 ▶ See page 1 for details.

Screens and Marker Tray

Screens are available with laminate markerboards on both sides, e³ CeramicSteel on both sides, or tackboard on both sides. Screens are available in two heights—54"H and 66"H—and five widths—24"W, 30"W, 36"W, 42"W, and 48"W—to coordinate with Kick panel systems.

► Specifying, page 166

Laminate markerboard surface has a non-glare writing surface and accepts all standard dry-erase markers. e³ CeramicSteel surface is magnetic.

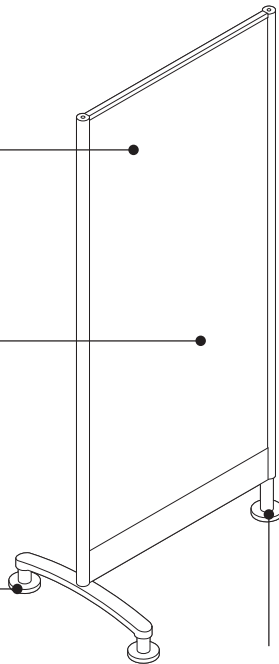
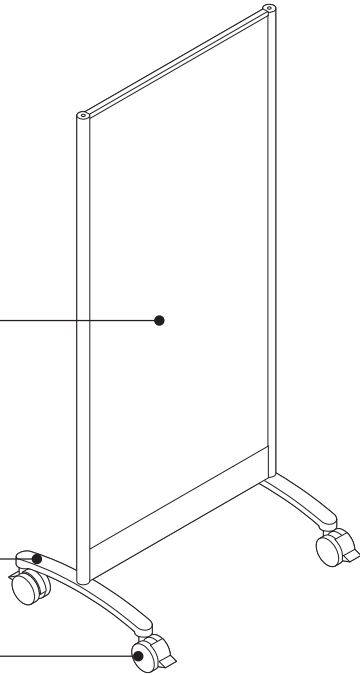
Four-leg base is standard on screens.

Four locking casters allow for easy movement.

Tackboard surface is available in a variety of fabric options.

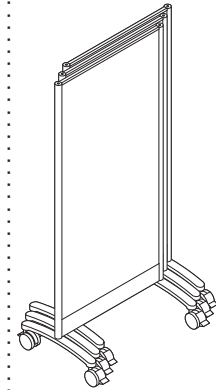
Laminate markerboard surface is available in the U.S. only. For Canada orders, specify either e³ CeramicSteel on both surfaces or tackboard on both sides.

Levelers adjust ¼" for uneven floors. Levelers do not slide and should be used in applications where infrequent movement is required.

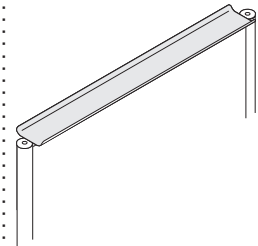


Three-leg base is available on 54"H screens only as an option to create a privacy wall.

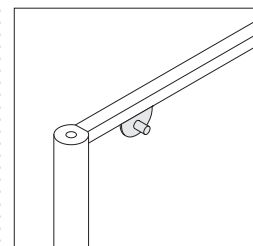
Product Details



Screens nest easily and require minimal space. The leg bases are 16"D, and each screen nested adds another 1½" to the depth.



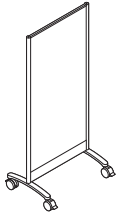
Marker tray is available to hold dry erasers and markers. The tray is attached on top of the screen top cap. Marker trays are available in all five screen widths.



Flip-chart pegs are available as an option on the top cap. They are positioned 17⁵/₈" apart center to center and are available on one side only. Flip-chart peg top cap works in conjunction with marker trays.



Screens



Tip: Screens must be specified with fabric on both sides, e³ CeramicSteel on both sides, or laminate on both sides. For Canada, screens are available in fabric or e³ CeramicSteel on both sides only.

Tip: See CeramicSteel Cleaning/Daily Care and Maintenance for additional information.
 ▶ See *Collaborative Surfaces Specification Guide*.

Tip: 54"H screens are available in vertical or horizontal fabric direction. 66"H screens are available in vertical fabric direction only.

Tip: e³ CeramicSteel writing surface is magnetic.

Tip: Three-leg base is used when two or more screens are placed next to each other on angles. Four-leg bases can be used next to each other only in a straight configuration.

Tip: 66"H screens are not available with the three-leg base option.

Tip: Levelers have 1/4" adjustment (higher only) and do not slide. If frequent movement is needed, order screen with casters.

Tip: Flip-chart pegs, located 17⁵/₈" apart, are located on only one side of the top cap.



For Canadian Pricing
 Multiply U.S. Price by the Canadian price factor.
 ▶ See page 1 for details.

| Standard Includes | Required to Specify |
|--|--|
| <ul style="list-style-type: none"> ▶ Need help? Product details, page 164 • Tackboard, both sides if selected: Price group A • Horizontal or vertical fabric direction, if 54"H screens is selected • Vertical fabric direction, if 66"H screen is selected • e³ CeramicSteel writing surface, both sides, if selected: 7655 e³ CeramicSteel White High Gloss • Laminate markerboard, both sides, if selected: 2977 White Markerboard Laminate • Frame, top cap, uprights, bottom channel, and four-leg base: paint price group 1 • Four-leg base with four locking casters: black plastic • Attachment hardware • Shipped ready to assemble | <ol style="list-style-type: none"> 1 Style number 2 Fabric color number, 7655 e³ CeramicSteel White High Gloss, or 2977 White Markerboard Laminate for side 1 3 Fabric color number, 7655 e³ CeramicSteel White High Gloss, or 2977 White Markerboard Laminate for side 2 4 Fabric direction for 54"H screen, if selected 5 Paint color number for frame 6 Options, if selected (see below) <p>▶ See <i>Surface Materials</i>, page 170.</p> |

| Options | U.S. Price | Required to Specify | |
|---|---|---|---------------------------------------|
| Surface Materials | | | |
| Fabric surface on tackboard | | | |
| • Price group A | No cost | Specify fabric color number. | |
| • Fabric price group 1 | +\$ 5 per side | Specify fabric color number. | |
| • Fabric price group 2 | +\$ 32 per side | Specify fabric color number. | |
| • Fabric price group 3 | +\$ 48 per side | Specify fabric color number. | |
| • Fabric price group 4 | +\$ 66 per side | Specify fabric color number. | |
| • Fabric price group 5 | +\$ 86 per side | Specify fabric color number. | |
| • Fabric price group 6 | +\$107 per side | Specify fabric color number. | |
| • Fabric price group 6 | +\$126 per side | Specify fabric color number. | |
| • Fabric price group 7 | +\$146 per side | Specify fabric color number. | |
| • Fabric price group 9 | +\$166 per side | Specify fabric color number. | |
| • Fabric price group 10 | +\$186 per side | Specify fabric color number. | |
| • Fabric price group COM | +\$ 61 per side | ▶ See <i>Surface Materials Reference Manual</i> . | |
| Fabric direction | | | |
| • Horizontal application | No cost | Specify <i>with horizontal application</i> . | |
| • Vertical application | No cost | Specify <i>with vertical application</i> . | |
| e³ CeramicSteel writing surface | | | |
| • e ³ CeramicSteel surface on both sides | +\$ 88 | Specify <i>with 7655 White High Gloss</i> . | |
| Laminate markerboard | | | |
| • 2977 White Markerboard Laminate | No cost | Specify <i>with 2977 White Markerboard Laminate</i> . | |
| Frame and base | | | |
| • Paint price group 1 | No cost | Specify paint color number. | |
| • Paint price group 2 | +\$ 45 | Specify paint color number. | |
| Base | • Three-leg base with three black plastic locking casters | No cost | Specify <i>with three-leg base</i> . |
| Levelers | • Levelers (three or four) | No cost | Specify <i>with levelers</i> . |
| Flip-Chart Pegs | • Top cap with flip-chart pegs on one side | +\$ 50 | Specify <i>with flip-chart pegs</i> . |
| Related Products | • Marker trays | | ▶ Page 168 |

Specification Information

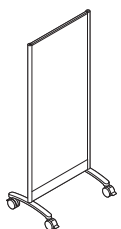
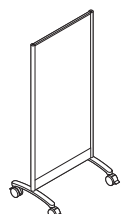
| Dimensions | | | Style Number | U.S. Base Price |
|------------|---|---|--------------|-----------------|
| D | W | H | | |

54"H Screens

| | | | | |
|-----|-----|-----|-----------------|--------|
| 16" | 24" | 54" | TS4S2454 | \$1036 |
| 16" | 30" | 54" | TS4S3054 | \$1088 |
| 16" | 36" | 54" | TS4S3654 | \$1133 |
| 16" | 42" | 54" | TS4S4254 | \$1183 |
| 16" | 48" | 54" | TS4S4854 | \$1235 |

66"H Screens

| | | | | |
|-----|-----|-----|-----------------|--------|
| 16" | 24" | 66" | TS4S2466 | \$1133 |
| 16" | 30" | 66" | TS4S3066 | \$1183 |
| 16" | 36" | 66" | TS4S3666 | \$1235 |
| 16" | 42" | 66" | TS4S4266 | \$1283 |
| 16" | 48" | 66" | TS4S4866 | \$1331 |

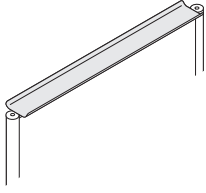


For Canadian Pricing

Multiply U.S. Price by the Canadian price factor.

▶ See page 1 for details.

Marker Trays



Tip: Attachment hardware is included with screen. Tray is affixed to the top cap.

| Standard Includes | | Required to Specify |
|--|--|---|
| <ul style="list-style-type: none"> ▶ Need help? Product details, page 164 | <ul style="list-style-type: none"> • Marker tray: paint price group 1 | <ul style="list-style-type: none"> 1 Style number 2 Paint color number for marker tray 3 Options, if selected (see below) ▶ See <i>Surface Materials</i>, page 170. |

| Options | U.S. Price | Required to Specify |
|---|------------------|--|
| Surface Materials <ul style="list-style-type: none"> • Paint price group 1 • Paint price group 2 | No cost +\$12 | Specify paint color number. Specify paint color number. |

| Specification Information | | | | |
|---------------------------------|-----|------|----------------|------------|
| Dimensions | | | Style | U.S. |
| D | W | H | Number | Base Price |
| 2 ¹ / ₂ " | 24" | 1/2" | TS4SR24 | \$ 80 |
| 2 ¹ / ₂ " | 30" | 1/2" | TS4SR30 | \$ 87 |
| 2 ¹ / ₂ " | 36" | 1/2" | TS4SR36 | \$102 |
| 2 ¹ / ₂ " | 42" | 1/2" | TS4SR42 | \$108 |
| 2 ¹ / ₂ " | 48" | 1/2" | TS4SR48 | \$117 |
| : | : | : | : | : |



For Canadian Pricing
Multiply U.S. Price by the Canadian price factor.
▶ See page 1 for details.



Surface Materials

This listing includes all the surface material choices that are available for the products in this section.

Resources

For more information about surface materials, refer to the following resources:

Additional surface materials specification tools are available to assist you in the specification process—the Surface Materials Binders.

The global surface materials palette is a core collection of finishes that is available across multiple geographies (Americas/EMEA – Europe, Middle East, and Africa/APAC – Asia Pacific) and on global product lines, where applicable. For a list of finishes included in the offering, see the *Surface Materials Reference Manual*. Additional details, like product approvals by geography and finish number conversions, can also be found in the *Surface Materials Reference Manual* or see steelcase.com/surface-materials.

Surface Materials Binders include:

- *Surface Materials Reference Manual*
- A complete set of swatch cards for hard surfaces, vertical surface fabrics, and seating upholstery

Paint

Steelcase Surfaces

Applies to:

- Groupwork legs
- Groupwork table bases
- Groupwork flip-top and non-flip training tables

Price Group 1

Smooth Paint

- 4238 Mocha
- 4239 Clay
- 4240 Chalk
- 4242 Milk

Metal and Accessory Paint

- 4710 Low Gloss Black

Textured Paint

- 7207 Black
- 7225 Sand
- 7237 Slate **E**
- 7238 Fieldstone
- 7239 Midnight
- 7241 Arctic White
- 7243 Seagull
- 7250 Sterling Dark Solid
- 7360 Merle

Price Group 2

Smooth Metallic Paint

- 4743 Mineral Metallic
- 4750 Champagne Metallic
- 4798 Sterling Metallic
- 4799 Platinum Metallic
- 4803 Near Black Metallic

Smooth Paint

- 0835 Black
- 4700 Warm White

Textured Metallic Paint

- 7245 Carbon Metallic
- 7246 Midnight Metallic

Applies to:

- Groupwork post legs*
- Groupwork table bases
- Groupwork flip-top and non-flip training tables

Custom Surfaces

Price Group 3

PerfectMatch

PerfectMatch is a service that allows you to create your own paint color. Refer to the *Surface Materials Reference Manual* for more information about this program.

*Tip: Excludes Groupwork T-legs.

Applies to:

- Groupwork post legs*
- Groupwork table bases
- Groupwork flip-top and non-flip training tables

Price Group 3

Accent Paint

- 1ATG Rose Quartz
 - 4AV3 Blue Jay
 - 4AV4 Baltic
 - 4AX1 Citron
 - 4AY2 Chili
 - 4AZ5 Marlin
 - 4CL1 Dark Olivine
 - 4CL2 Ice Blue
 - 4CL3 Aura
 - 4CL4 Sea Glass
 - 4CL5 Light Matcha
 - 4CL6 Terra
 - 4CL7 Sandstone
 - 4CL8 Smokey Plum
 - 4CZ5 Honey
 - 4CZ6 Lagoon
 - 4CZ8 Light Peacock
- *Tip: Excludes Groupwork T-legs.

Applies to:

- Groupwork flip-top and non-flip training tables

Coatings

- 1ATT Cast Shadow

Applies to:

- Groupwork post legs*
- Groupwork table bases
- Groupwork flip-top and non-flip training tables

Lux Coatings

- 4B20 Obsidian
- 4B22 Matte Brass
- 4B23 Burnished Bronze
- 4B24 Night Bronze
- 4B25 Matte Copper
- 4B26 Smoked Mica
- 4B29 Cast Iron

*Tip: Excludes Groupwork T-legs.

Applies to:

- Wall track
- 7207 Black

Applies to:

- Screens
- Marker tray

Price Group 1

- 7207 Black

Price Group 2

- 4798 Sterling Metallic
- 4799 Platinum Metallic

Applies to:

- Groupwork wire management trough

Price Group 1

- 7207 Black

Price Group 2

- 4799 Platinum Metallic

Applies to:

- Pop-up power

Price Group 1

- 7243 Seagull
- 7360 Merle

Price Group 2

- 4799 Platinum Metallic

Custom Surfaces

Price Group 3

PerfectMatch

PerfectMatch is a service that allows you to create your own paint color. Refer to the *Surface Materials Reference Manual* for more information about this program.

Laminate

Applies to:

- Groupwork table tops
- Groupwork flip-top and non-flip training tables

Steelcase Surfaces

Low-Pressure Laminate

Price Group 1

Tip: 25L5 Virginia Walnut and 25L6 Blackwood are not available on 120"W and 144"W groupwork conference table tops.

- 247L Black V2 LPL
- 24L0 Graphite Walnut LPL
- 25L1 Winter on Maple LPL
- 25L5 Virginia Walnut LPL
- 25L6 Blackwood LPL **E**
- 25L8 Clear Walnut LPL
- 26L1 Natural Cherry V2 LPL
- 2L09 Clear Maple LPL
- 2L30 Arctic White LPL
- 2L50 Vanadium Fiber LPL
- 2L83 Seagull LPL
- 2L84 Milk LPL
- 2L85 Dune LPL
- 2LAK Clear Oak LPL
- 2LAN Ash Noce LPL
- 2LAT Acacia LPL
- 2LAW Ash Wenge LPL
- 2LBN Bisque Noce LPL
- 2LBW Bisque Wenge LPL
- 2LCN Clay Noce LPL
- 2LCW Clay Wenge LPL
- 2LMG Merle LPL
- 2LSN Storm Noce LPL
- 2LSW Storm Wenge LPL
- 2LWA Grey Kingswood LPL
- 2LWB Planked Walnut LPL
- 2LWD Resolute Walnut LPL
- 2LWF Smoked Walnut LPL
- 2LWG Natural Recon LPL
- 2TL2 Fawn Cypress LPL

E = Established

Applies to:

- Groupwork table tops
- Groupwork laminate modesty panels
- Groupwork training tables

Steelcase Surfaces

High-Pressure Laminate

Price Group 1

Fiber Laminate

- 2850 Vanadium Fiber
- 2854 Vellum Fiber **E**
- 2860 Granite Fiber
- 2862 Stucco Fiber **E**

Micro Laminate

- 2920 Marl Micro
- 2921 Gypsum Micro
- 2922 Clay Micro

Patina Laminate

- 2870 Blonde Bronze Patina
- 2873 Instant Iron Patina

Solid Laminate

- 2722 Cream **E**
- 2730 Arctic White
- 2746 Black
- 2759 Warm White
- 2811 Mist **E**
- 2883 Seagull
- 2884 Milk
- 2885 Dune
- 2HAA Persian Salt
- 2HAB Rose
- 2HAC Indigo
- 2HAD Green Citrine
- 2HAE Dark Olivine
- 2HAF Cloudy
- 2HMG Merle
- 2HWU Clay
- 2HWW Chalk

Speckle Laminate

- 2820 Coffee Speckle **E**
- 2823 Driftwood Speckle
- 2824 Smoke Speckle
- 2825 Vanadium Speckle

Tip: Some wood veneer finishes and woodgrain laminates share the same name. Because of the difference in materials, veneers and laminates of the same name are not an exact match but do coordinate with each other.

Woodgrain Laminate

- 2406 Clear Cherry **E**
- 2409 Clear Maple
- 2410 Graphite Walnut
- 2412 Natural Cherry
- 2422 Medium Cherry
- 2511 Winter on Maple
- 2535 Virginia Walnut
- 2536 Blackwood **E**
- 2538 Clear Walnut
- 2592 Blonde on Maple **E**
- 2714 Natural Walnut **E**
- 2HAK Clear Oak
- 2HAN Ash Noce
- 2HAT Acacia
- 2HAW Ash Wenge
- 2HBN Bisque Noce
- 2HBW Bisque Wenge
- 2HCN Clay Noce
- 2HCW Clay Wenge
- 2HSN Storm Noce
- 2HSW Storm Wenge
- 2HWA Grey Kingswood
- 2HWB Planked Walnut
- 2HWD Resolute Walnut
- 2HWE Natural Recon
- 2HWF Smoked Walnut

Price Group 2

Textured Laminate

- 2TH2 Fawn Cypress
- 2TH4 Saddle Oak
- 2TH5 Veranda Teak
- 2TH7 Walnut Heights
- 2UH1 Reclaimed Aggregate
- 2UH2 Reclaimed Gravel
- 2UH4 Cement*
- 2UH6 Sheetrock

**2UH4 Cement has limited availability, determined by product sizing and/or options.*

Price Group 3

Solid Laminate

- 24H1 Satin White
- 24H2 Satin Black
- 24H3 Satin Stone
- 24H4 Satin Mocha

Custom Surfaces

Open Line Laminate (OLL)

This service allows you to order non-standard laminate at an additional processing fee of \$102 U.S. per unit, plus the cost of the laminate.

High-Pressure Laminate pricing does not include premium or digitally printed patterns from any suppliers. Laminate cost may also vary for basic or standard laminates from other suppliers. Please contact the OLL consultant at 616.475.2426 for pricing. The cost of the laminate will be added to your invoice as a separate line on the acknowledgement.

When processing orders for Open Line laminate on Universal worksurfaces and Universal Storage tops, specify 2900 in the laminate finish field and enter the OLL manufacturer information. Enter the required edge finish as you would a standard laminate.

Edge color for the Open Line laminate on worksurfaces must be determined by the dealer and customer before orders can be entered. Specify appropriate 2K finish number.

Laminate Approval and Material Requirements

To confirm whether a particular laminate has already been tested for use on a specific Steelcase product or to determine material square foot requirements:

- Visit www.steelcase.com

For additional information, refer to the *Steelcase Surface Materials Reference Manual*.

Laminate Markerboard

Steelcase Surfaces

Applies to:

- Screens
- 2977 White Markerboard Laminate

e³ CeramicSteel

Steelcase Surfaces

Applies to:

- Screens
- 7655 e³ CeramicSteel White High Gloss

Wood

Applies to:

- Groupwork flip-top and non-flip training tables

Steelcase carefully selects veneer and solid wood for consistent color and grain structure. Wood is a natural material and variations will occur in color, grain and texture. These variations are part of the inherent natural beauty of wood and are not considered defects.

All wood products will darken with age and exposure to ultra-violet light. This is especially apparent with cherry and maple veneer. We recommend that desk accessories be rearranged periodically to ensure even aging of wood surfaces.

When storing your wood furniture, please follow the following guidelines:

- Do not store products in trailers
- Store products in areas that simulate office temperatures (60°F to 90°F)
- Store products in areas that maintain constant, office-like humidity levels
- Keep product away from light. Cover products to make sure they are not exposed to light.

Steelcase Surfaces

Veneers are matched for proper balance and consistency. Veneers are available flat cut or quarter cut, except for Oak, which is rift cut. Refer to the *Surface Materials Reference Manual* for descriptions of each cut.

Open-pore finish is a medium gloss finish that leaves the wood grain texture visible to the eye and distinguishable to the touch.

E = Established

Surface Materials, continued

Veneer**Wood Group 1****Flat-Cut Low Sheen**

- V1AC FC/LS Natural Cherry
- V1AM FC/LS Clear Maple
- V1CC FC/LS Medium Amber Cherry
- V1EW FC/LS Dark Walnut

Flat-Cut Open-Pore

- 3062 FC/OP Graphite Walnut
- 3402 FC/OP Clear Cherry (Aged)
- 3412 FC/OP Natural Cherry **E**
- 3422 FC/OP Medium Cherry
- 3522 FC/OP Clear Maple
- 3592 FC/OP Blonde on Maple **E**
- 3702 FC/OP Clear Walnut
- 3712 FC/OP Natural Walnut
- 3752 FC/OP Medium Walnut **E**
- 3762 FC/OP Dark Walnut
- 3772 FC/OP Medium Mahogany on Walnut

Flat-Cut Open-Pore, Natural Veneer

- 3342 FC/OP Black Walnut
- 35A2 FC/OP Blanch Maple
- 37A2 FC/OP Thunder Walnut

Quarter-Cut Open-Pore

- 3042 QC/OP Ash **E**
- 3222 QC/OP Clear Maple
- 3292 QC/OP Blonde on Maple **E**
- 3302 QC/OP Clear Walnut
- 3312 QC/OP Natural Walnut
- 3352 QC/OP Medium Walnut **E**
- 3362 QC/OP Dark Walnut
- 3372 QC/OP Medium Mahogany on Walnut
- 3382 QC/OP Graphite Walnut

Quarter-Cut Open-Pore, Natural Veneer

- 32A2 QC/OP Blanch Maple
- 33A2 QC/OP Thunder Walnut
- 3392 QC/OP Black Walnut

Rift-Cut Open-Pore

- 3602 RC/OP Desert Oak

Rift-Cut Full-Fill, Natural Veneer

- 36A2 RC/OP Volcanic Oak

Wood Group 3**Flat-Cut Open-Pore, Natural Veneer**

- 3082 FC/OP Washed Walnut

Wood Group 1**Open-Pore Planked Veneer**

- 3P41 OP Planked Cherry
- 3P51 OP Planked Maple
- 3P61 OP Planked Oak
- 3P71 OP Planked Walnut
- 3VFX OP Unmarked Oak

Tip: Known for its uniqueness, planked veneer has intentional and natural variations that include, but are not limited to: character marks, grain pattern, color, and natural color aging.

E = Established

Full-Fill

Full-fill finish is a medium-gloss finish that completely fills the grain texture, yet allows the grain pattern to be seen. The wood has a lustrous, satiny look, and it is smooth to the touch. This finish is available on the wood worksurface or field-installed top only.

Wood Group 2**Flat-Cut Full-Fill**

- 3064 FC/FF Graphite Walnut
- 3404 FC/FF Clear Cherry (Aged)
- 3414 FC/FF Natural Cherry **E**
- 3424 FC/FF Medium Cherry
- 3524 FC/FF Clear Maple
- 3544 FC/FF Blonde on Maple **E**
- 3704 FC/FF Clear Walnut
- 3714 FC/FF Natural Walnut
- 3754 FC/FF Medium Walnut **E**
- 3764 FC/FF Dark Walnut
- 3774 FC/FF Medium Mahogany on Walnut

Flat-Cut Full-Fill, Natural Veneer

- 3734 FC/FF Black Walnut

Quarter-Cut Full-Fill

- 3224 QC/FF Clear Maple
- 3294 QC/FF Blonde on Maple **E**
- 3304 QC/FF Clear Walnut
- 3314 QC/FF Natural Walnut
- 3354 QC/FF Medium Walnut **E**
- 3364 QC/FF Dark Walnut
- 3374 QC/FF Medium Mahogany on Walnut
- 3384 QC/FF Graphite Walnut

Quarter-Cut Full-Fill, Natural Veneer

- 3394 QC/FF Black Walnut

Rift-Cut Full-Fill

- 3604 RC/FF Desert Oak

Wood Group 3**Flat-Cut Full-Fill, Natural Veneer**

- 3084 FC/FF Washed Walnut

Premium Veneers

A selection of Premium veneers in this collection are available on most Steelcase brand products. The collection will be available as close to standard leadtimes as possible. However, because adequate supplies of veneer and solids must be secured, all orders will be scheduled individually. Leadtimes will vary based on Premium veneer and Premium solids availability at the time the order is placed. The collection is available as Wood Group 3 as part of our Select Surfaces program, and supported like standard veneers to make ordering easy. Please see the Steelcase surface materials section on village.steelcase.com for sample information and product line availability. All premium veneers are in clear-coat.

Wood Group 3**Quarter-Cut Open-Pore**

- 3832 QC/OP Figured Anegre

Select Surfaces**Composite Veneer**

Composite veneers are an engineered wood intended to create specific grain patterns and characteristics. They are pre-stained and finished with Steelcase's Clarity water-borne UV topcoat, which protects the environment while providing durability and clarity. Only open-pore finishes are available on composite wood. Composite veneer and matching edge bands are available on most Steelcase brand products. Composites, for use as a solid nosing substitute, are not available. Steelcase does not recommend mixing composite veneers with natural solid nosings because composite and natural wood grain and color matching are rarely compatible. Composite veneers are available as Wood Group 1 pricing as part of our Select Surfaces program.

Wood Group 1**Flat-Cut Open-Pore**

- 3JDX FC/OP Oak Composite
- 3JJX FC/OP Walnut Composite

Quarter-Cut Open-Pore

- 3F8X QC/OP European Walnut Composite
- 3GGX QC/OP Zebrano Composite
- 3HGX QC/OP Oak Composite
- 3HVX QC/OP Walnut Composite
- 3ZNX QC/OP Night Cerused Oak Composite

Custom Surfaces

Customiz stain is a service that allows you to create your own stain colors and finishes on standard veneer. Customiz stain color is available on all product lines that offer wood veneer.

A \$500 stain-matching fee applies on CUSTOMIZ requests (Exception: The \$500 fee does not apply on matches to Coalesse standard finishes or for a low-gloss finish request on a standard color). The \$500 fee covers the cost of formulating the Customiz color finish and applies regardless of whether or not an order for product is placed.

In addition, an approval form must be signed to indicate customer acceptance of Customiz match. A \$1,500 initiation fee will be charged prior to first order entry. This initiation fee activates the finish for unlimited use on any Steelcase product for an 18 month time period. After the 18 month time period has lapsed, the Customiz finish may be reactivated for another 18 months for a \$1,000 fee at any point within five years after the \$1,500 initiation fee was paid. If the finish is not reactivated within five years after the \$1,500 initiation fee was paid, the finish will be culled and the customer will need to pay the \$1,500 initiation fee again. All style number related Customiz charges products are no cost as of April 2014. The matching and initiation fees are not discountable.

Customiz stain takes 10 days to formulate. Consult the *Surface Materials Reference Manual* for more information. Custom veneers are also available and must be quoted by Steelcase specials group. Customiz stain on custom veneers takes 2 to 4 weeks to formulate.

Requirements and information on ordering a Customiz stain color are found in the *Surface Materials Reference Manual*.

Plastic

Steelcase Surfaces

Applies to:

- 3 mm edge profile on Groupwork
- 1 mm edge profile on Groupwork modesty panels

| | |
|-------------------------------|----------------------|
| 6000 Black | 6635 Dawn E |
| 6009 Arctic White | 6636 Mist |
| 6034 Natural Cherry | 6654 Sand |
| 6036 Medium Cherry | 6655 Warm White |
| 6037 Winter on Maple | 6695 Midnight |
| 6038 Blonde on Maple E | 6697 Fog |
| 6041 Natural Walnut E | 6698 Fieldstone |
| 6052 Milk | 66WA Grey Kingswood |
| 6053 Seagull | 66WB Planked Walnut |
| 6169 Stone | 66WD Resolute Walnut |
| 6170 Mocha | 66WE Natural Recon |
| 61AA Persian Salt | 66WF Smoked Walnut |
| 61AB Rose | 66WU Clay |
| 61AC Indigo | 66WV Chalk |
| 61AD Green Citrine | 6703 Ash Wenge |
| 61AE Dark Olivine | 6704 Storm Wenge |
| 61AF Cloudy | 6705 Bisque Wenge |
| 6213 Acacia | 6706 Clay Wenge |
| 6219 Clear Oak | 6707 Ash Noce |
| 6231 Graphite Walnut | 6708 Bisque Noce |
| 6237 Clear Maple | 6709 Clay Noce |
| 6242 Virginia Walnut | 6710 Storm Noce |
| 6243 Blackwood E | 6T02 Fawn Cypress |
| 6245 Clear Walnut | 6T04 Saddle Oak |
| 6249 Platinum Solid | 6T05 Veranda Teak |
| 6271 Plywood | 6T07 Walnut Heights |
| 6527 Merle | 6T08 Aggregate |
| 6615 Grey V5 | 6T09 Gravel |
| 6619 Ice E | 6T10 Cement |
| 6631 Cream E | 6T12 Sheetrock |

Tip: Light color plastic edges are susceptible to degradation due to normal wear and tear. Staining (e.g., ball point pen or clothing dyes such as blue jeans) and dirt effects are more pronounced in light colors and are not considered defects.

E = Established

Applies to:

- Flush power
- 6053 Seagull
6527 Merle

Applies to:

- Vertical cable manager
- 6527 Merle

Fabric

Steelcase Surfaces

Applies to:

- Groupwork fabric modesty panel

Price Group 1

Alloy
Buzz2
Era

Price Group 2

Latch

Price Group 3

Billiard Mult-Use by
DesignTex

Applies to:

- Screens

Price Group A

Sprite

5540 Khaki
5541 Snow
5543 Linen
5544 Sherbet
5545 Powder
5547 Sky

Price Group 1

Abacus **E**

P123 Portico
P124 Opus
P125 Cusp
P126 Artifact

Alloy

P525 Polar
P526 Skim
P527 Bubbly
P528 Tern
P529 Shore
P530 Asti
P531 Silver
P532 Oxide
P533 Element
P534 Construct
P535 Currency
P536 Iron

Boccie

P200 New Rice
P201 New Almond
P203 New Camel
P204 New Opal
P205 New Mist
P206 New Plum
P208 New Spearmint
P209 New Sky

Buzz2

5F03 Tomato
5F04 Red **E**
5F05 Burgundy
5F06 Sky **E**
5F07 Blue
5F08 Navy
5F15 Stone
5F16 Grey
5F17 Black
5G50 Dunegrass
5G51 Sable
5G55 Pumpkin
5G57 Rouge
5G59 Meadow
5G61 Cyan
5G62 Atlantic
5G63 Crocus
5G64 Alpine
5G65 Tornado

Charm

P505 Shell
P506 Mimosa
P507 Birch
P508 Sparkle
P510 Debut
P511 Clover
P513 Twilight

Lapel

P409 Cement
P410 Pebble
P411 Beech
P412 Dune
P414 Sprout
P416 Maple
P417 Slate

Optic

P540 Hazel
P541 Twinkle
P542 Orion
P543 Seaglass
P546 Whiskey
P547 Bath
P548 Whisper
P549 Breezy
P551 Glimmer

Pianista

P420 Sand
P421 Mist
P422 Rain
P423 Natural
P424 Café
P425 Denim
P426 Carbon
P427 Stone
P428 Flax
P429 Oat
P430 Wheat
P431 Maize

Rhythm

P555 Allegro
P556 Tempo
P557 Refrain
P558 Pitch
P560 Melody
P562 Opus

Tinsel

P516 Lit
P517 Ego
P518 Fizz
P519 Muse
P520 Depth
P521 Bliss
P522 Grow
P523 Dolce

Surface Materials, continued

Price Group 2**Bariolage**

- G200 New Etude
- G201 New Andante **E**
- G202 New Cantata **E**
- G203 New Adagio
- G204 New Melody
- G205 New Ballata

Code

- 5FA1 Fossil
- 5FA2 Gabbro
- 5FA3 Reed
- 5FA4 Bluff
- 5FA5 Sea Salt
- 5FA6 Cannon
- 5FA7 Tussah
- 5FA8 Mica
- 5FA9 Ecu
- 5FB1 Bamboo

Dovetail By DesignTex

- 5H39 Light Mocha
- 5H40 Pebble
- 5H41 Warm White
- 5H42 Sandstone
- 5H43 Honeycomb
- 5H44 Terra
- 5H45 Honeydew
- 5H46 Denim
- 5H47 Storm
- 5H48 Ice Blue
- 5H49 Aura
- 5H50 Darkest Grey

Flip: Orbit

- 5F85 Mud Pie **E**
- 5F87 Petoskey
- 5F88 Pluto **E**
- 5F89 Papyrus
- 5F91 Blizzard
- 5F92 Briquette

Flip: TexHex

- 5F75 Mud Pie **E**
- 5F77 Petoskey
- 5F78 Pluto **E**
- 5F79 Papyrus
- 5F97 Blizzard
- 5F98 Briquette

Fresco

- G001 Sandrift
- G002 Mistiblu
- G003 Faon
- G006 Chamoline

Intersection

- P211 Summit
- P212 Chalk
- P213 Lace

Latch

- P600 Seashell
- P601 Clam
- P602 Eggshell
- P603 Zen
- P604 Cool Gray
- P605 Armor
- P606 Sentinel
- P607 Rye
- P608 Billow
- P609 Nimbus

SoftNext

- 5H27 Obsidian
- 5H28 Foggy Night
- 5H29 Greystone
- 5H30 Mocha
- 5H31 Clay
- 5H32 Sandstone
- 5H33 Chalk
- 5H34 Midnight
- 5H35 Blue Mica
- 5H36 Jade
- 5H37 Burnt Umber
- 5H38 Cinnabar

Stencil

- P455 Midnight
- P456 Mulberry
- P457 Cracked Pepper
- P458 Denim
- P459 Chartreuse
- P460 Bittersweet
- P461 Mauvelous
- P462 Bermuda
- P463 Concrete
- P464 Orchid
- P465 Parchment
- P466 Silk
- P467 Sea Salt
- P468 Honeydew
- P469 Sepia

Price Group 3**Billiard Multi-Use by DesignTex**

- 5H11 Poppy
- 5H12 Tangelo
- 5H13 Citrine/Citron
- 5H14 Avocado
- 5H16 Indigo
- 5H17 Mallard
- 5H18 Teak
- 5H19 Cumulus
- 5H20 Pewter
- 5H21 Gunmetal
- 5H22 Ink
- 5H23 Rose Quartz
- 5H24 Sea Salt
- 5H25 Storm Cloud
- 5H26 Olivine

Select Surfaces

For information on products within Select Surfaces, including accent paints and fabrics from DesignTex, Gabriel, Kvadrat, and Pollack, please refer to the *Surface Materials Reference Manual* or visit steelcase.com/surface-materials under the Select Surfaces section.

Custom Surfaces**Price Group COM (Customer's Own Material)****Fabric Approval and Yardage**

To confirm whether a particular COM material has already been tested for use on a specific Steelcase product or to determine actual yardage requirements:

- Visit www.steelcase.com

For additional information regarding Customer's Own Material, call 1.888.STEELCASE (1.888.783.3522) or send an email to lineone@steelcase.com

► See *Surface Materials Reference Manual* for a listing of available seating upholstery colors.

PET**Steelcase Surfaces**

Applies to:

- Horizontal cable manager
- P631 Dark Heather Grey

E = Established

Recommended Edge Banding Finishes

For Low-Pressure Laminates

Recommended Edge
Banding Finishes

| Low-Pressure Laminate Color | Recommended Edge Band |
|---------------------------------|-----------------------------|
| 247L Black V2 LPL | 6000 Black |
| 24L0 Graphite Walnut LPL | 6231 Graphite Walnut |
| 25L1 Winter on Maple LPL | 6037 Winter On Maple |
| 25L5 Virginia Walnut LPL | 6242 Virginia Walnut |
| 25L6 Blackwood LPL ^E | 6243 Blackwood ^E |
| 25L8 Clear Walnut LPL | 6245 Clear Walnut |
| 26L1 Natural Cherry V2 LPL | 6034 Natural Cherry |
| 2L09 Clear Maple LPL | 6237 Clear Maple |
| 2L30 Arctic White LPL | 6009 Arctic White |
| 2L50 Vanadium Fiber LPL | 6654 Sand |
| 2L83 Seagull LPL | 6053 Seagull |
| 2L84 Milk LPL | 6052 Milk |
| 2L85 Dune LPL | 6654 Sand |
| 2LAK Clear Oak LPL | 6219 Clear Oak |
| 2LAN Ash Noce LPL | 6707 Ash Noce |
| 2LAT Acacia LPL | 6213 Acacia |
| 2LAW Ash Wenge LPL | 6703 Ash Wenge |
| 2LBN Bisque Noce LPL | 6708 Bisque Noce |
| 2LBW Bisque Wenge LPL | 6705 Bisque Wenge |
| 2LCN Clay Noce LPL | 6709 Clay Noce |
| 2LCW Clay Wenge LPL | 6706 Clay Wenge |
| 2LMG Merle LPL | 6527 Merle |
| 2LSN Storm Noce LPL | 6710 Storm Noce |
| 2LSW Storm Wenge LPL | 6704 Storm Wenge |
| 2LWA Grey Kingswood LPL | 66WA Grey Kingswood |
| 2LWB Planked Walnut LPL | 66WB Planked Walnut |
| 2LWD Resolute Walnut LPL | 66WD Resolute Walnut |
| 2LWF Smoked Walnut LPL | 66WF Smoked Walnut |
| 2LWG Natural Recon LPL | 66WE Natural Recon |
| 2TL2 Fawn Cypress LPL | 6T02 Fawn Cypress |

^E = Established

Recommended Edge Banding Finishes

For High-Pressure Laminates

Edges

The recommended edge color will complement the laminate color you specify. Edge color is specified separately.

| High-Pressure Laminate Color | Recommended Edge Band |
|------------------------------|-----------------------|
|------------------------------|-----------------------|

Fiber Laminate

| | |
|----------------------------|-----------------|
| 2850 Vanadium Fiber | 6654 Sand |
| 2854 Vellum Fiber E | 6655 Warm White |
| 2860 Granite Fiber | 6000 Black |
| 2862 Stucco Fiber E | 6053 Seagull |

Micro Laminate

| | |
|-------------------|--------------|
| 2920 Marl Micro | 6053 Seagull |
| 2921 Gypsum Micro | 6654 Sand |
| 2922 Clay Micro | 6654 Sand |

Patina Laminate

| | |
|---------------------------|------------|
| 2870 Blonde Bronze Patina | 6654 Sand |
| 2873 Instant Iron Patina | 6527 Merle |

Solid Laminate

| | |
|---------------------|---------------------|
| 24H1 Satin White | 6009 Arctic White |
| 24H2 Satin Black | 6000 Black |
| 24H3 Satin Stone | 6169 Stone |
| 24H4 Satin Mocha | 6170 Mocha |
| 2722 Cream E | 6631 Cream E |
| 2730 Arctic White | 6009 Arctic White |
| 2746 Black | 6000 Black |
| 2759 Warm White | 6655 Warm White |
| 2811 Mist E | 6636 Mist |
| 2883 Seagull | 6053 Seagull |
| 2884 Milk | 6052 Milk |
| 2885 Dune | 6654 Sand |
| 2HAA Persian Salt | 61AA Persian Salt |
| 2HAB Rose | 61AB Rose |
| 2HAC Indigo | 61AC Indigo |
| 2HAD Green Citrine | 61AD Green Citrine |
| 2HAE Dark Olivine | 61AE Dark Olivine |
| 2HAF Cloudy | 61AF Cloudy |
| 2HMG Merle | 6527 Merle |
| 2HWU Clay | 66WU Clay |
| 2HVV Chalk | 66WV Chalk |

Speckle Laminate

| | |
|------------------------------|---------------------|
| 2820 Coffee Speckle E | 6631 Cream E |
| 2823 Driftwood Speckle | 6631 Cream E |
| 2824 Smoke Speckle | 6636 Mist |
| 2825 Vanadium Speckle | 6619 Ice E |

E = Established

High-Pressure Laminate Color

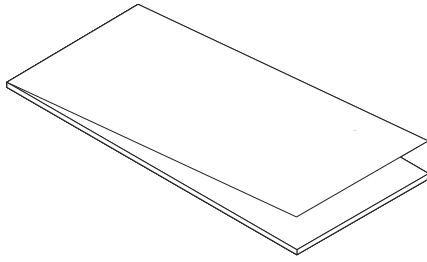
Textured Laminate

| | |
|--------------------------|---------------------|
| 2TH2 Fawn Cypress | 6T02 Fawn Cypress |
| 2TH4 Saddle Oak | 6T04 Saddle Oak |
| 2TH5 Veranda Teak | 6T05 Veranda Teak |
| 2TH7 Walnut Heights | 6T07 Walnut Heights |
| 2UH1 Reclaimed Aggregate | 6T08 Aggregate |
| 2UH2 Reclaimed Gravel | 6T09 Gravel |
| 2UH4 Cement | 6T10 Cement |
| 2UH6 Sheetrock | 6T12 Sheetrock |

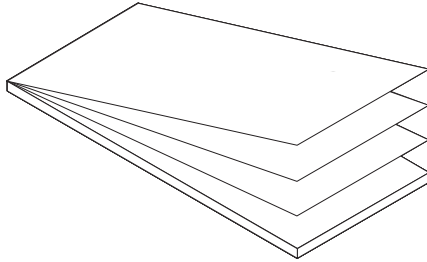
Woodgrain Laminate

| | |
|-------------------------------|-------------------------------|
| 2406 Clear Cherry E | 6234 Clear Cherry |
| 2409 Clear Maple | 6237 Clear Maple |
| 2410 Graphite Walnut | 6231 Graphite Walnut |
| 2412 Natural Cherry | 6034 Natural Cherry |
| 2422 Medium Cherry | 6036 Medium Cherry |
| 2511 Winter on Maple | 6037 Winter on Maple |
| 2535 Virginia Walnut | 6242 Virginia Walnut |
| 2536 Blackwood E | 6243 Blackwood E |
| 2538 Clear Walnut | 6245 Clear Walnut |
| 2592 Blonde on Maple E | 6038 Blonde on Maple E |
| 2714 Natural Walnut E | 6041 Natural Walnut E |
| 2HAK Clear Oak | 6219 Clear Oak |
| 2HAN Ash Noce | 6707 Ash Noce |
| 2HAT Acacia | 6213 Acacia |
| 2HAW Ash Wenge | 6703 Ash Wenge |
| 2HBN Bisque Noce | 6708 Bisque Noce |
| 2HBW Bisque Wenge | 6705 Bisque Wenge |
| 2HCN Clay Noce | 6709 Clay Noce |
| 2HCW Clay Wenge | 6706 Clay Wenge |
| 2HSN Storm Noce | 6710 Storm Noce |
| 2HSW Storm Wenge | 6704 Storm Wenge |
| 2HWA Grey Kingswood | 66WA Grey Kingswood |
| 2HWB Planked Walnut | 66WB Planked Walnut |
| 2HWD Resolute Walnut | 66WD Resolute Walnut |
| 2HWE Natural Recon | 66WE Natural Recon |
| 2HWF Smoked Walnut | 66WF Smoked Walnut |

Understanding Low-Pressure and High-Pressure Laminates



Low-Pressure Laminates, or LPLs, are created by dipping decorative crafted paper in melamine resin. The melamine dipped paper is then bonded to a wood core under heat and high-pressure. LPLs are generally suitable for use in lower impact areas. LPLs are generally used in vertical applications as well as tops for workstations and private offices. Generally, it is more cost effective to use LPLs when the performance of HPLs are not required.



High-Pressure Laminates, or HPLs, are composed of multiple layers of crafted paper individually soaked in resin. There are 7-15 layers of paper combined to make the final sheet. The top layers are translucent melamine sheet and a decorative layer. The sheets are combined under heat and high pressure to form a single laminate sheet. The resulting sheet is then bonded under heat and high pressure to a wood core. HPLs are generally considered more durable than LPLs due to the extra layers of craft paper (backer) used in their creation. While they cost more, they are more durable. HPLs are generally used in higher traffic areas such as cafeterias and conference rooms. Generally, it is more cost effective to restrict their use to areas needing the added durability HPLs provide.

Simple Tables



Statement of Line **180**



Understanding

| | |
|-------------------------|------------|
| Simple Tables | 182 |
| Simple Table Dimensions | 184 |



Specifying

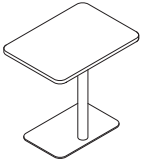
| | |
|----------------------------|------------|
| Personal | 188 |
| Lounge Height | 190 |
| Working Height | 200 |
| Café Height | 210 |
| Power and Cable Management | 212 |



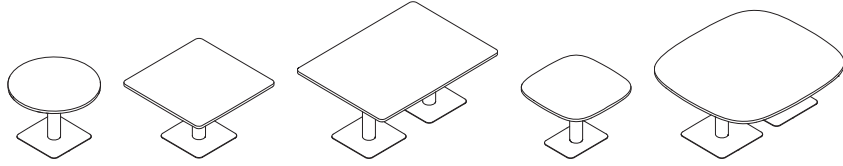
Surface Materials **215**

Statement of Line


Simple Tables



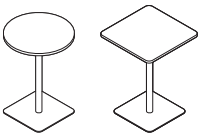
Personal
Understanding
▶ Page 182
Specifying
▶ Page 188



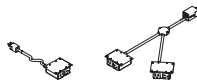
Lounge Height
Understanding
▶ Page 182
Specifying
▶ Pages 190–198



Working Height
Understanding
▶ Page 182
Specifying
▶ Pages 200–208



Café Height
Understanding
▶ Page 182
Specifying
▶ Pages 210–211



Power
Understanding
▶ Page 183
Specifying
▶ Pages 212–213

Simple Tables

Simple Tables come in three different heights and five shapes.
 ▶ Specifying, page 188

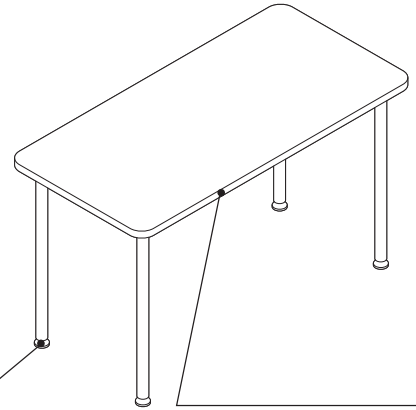
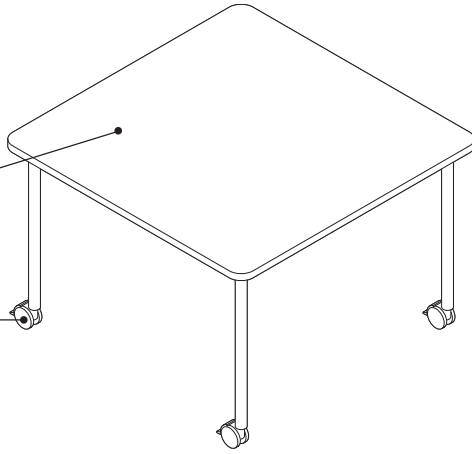
Table tops are 1 1/8" thick with edge band color default to match laminate.

Casters are available as an option on working-height post legs. Come in a package of four (two locking and two non-locking).

Power can be added to all tables except the personal size table, ordered separately.
 ▶ See page 212

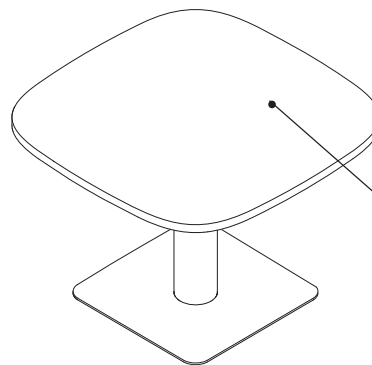
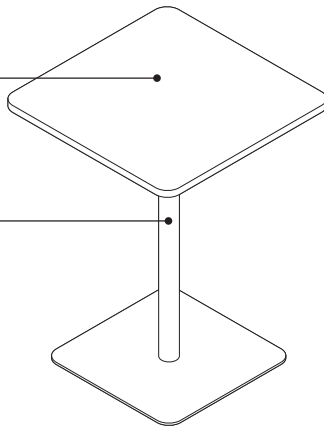
Square table tops come with all four edges crowned.

Café-height tables (41"H) are supported with column bases.
 ▶ Specifying, page 210



Reinforcing channel (TSATRC57), ordered separately, must be used on tables with post legs that have 60" or more of unsupported knee space.
 ▶ See page 163

Working-height tables (28 1/2"H) come standard with post legs on glides and are 1 1/2" in diameter with 1" of leveling. Columns and bases are available as an option on working-height table.



Lounge-height tables (25 1/2"H) are supported with column bases and work well with Campfire lounge seating.

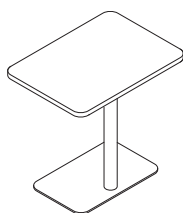
Actual Dimensions

| | Lounge-Height | Working-Height | Café-Height |
|----------------|---------------|----------------|-------------|
| Square | ● | ● | ● |
| Round | ● | ● | ● |
| Rectangle | ● | ● | |
| Soft Square | ● | ● | |
| Soft Rectangle | ● | ● | |

Product Details

Simple Tables come in three different heights and five shapes:

- Lounge height, 25 1/2"H. Shapes – Square, round, rectangle, soft square, and soft rectangle.
- Working height, 28 1/2"H. Shapes – Square, round, rectangle, soft square, and soft rectangle.
- Café or standing height, 42"H. Shapes – Square and round.



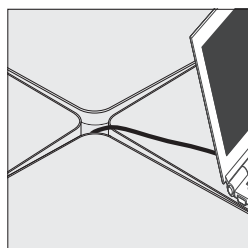
Personal Simple Tables

come in 16"-18"D x 24"-28"W with a 3" offset column that allows for maneuvering work close to you. Column is 2 3/4" in diameter and base is 15"W x 23"D.

Table tops are 1 1/8" thick with edge band color default to match laminate.

Bases vary in sizes based on the size of the table top.

▶ See *Column and Column Base Size Matrices*



Rectangular and square table tops offer slightly crowned edges that leave a gap to allow power cord routing when two or more tables are used together.

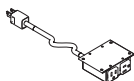
▶ Specifying, page 188

Square tops come with all four edges crowned.

Rectangular table tops come with two crowned edges on longer sides.

Power Specifications

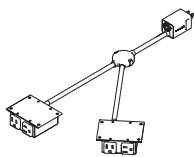
Single and double power options come standard with plastic clips and two Velcro straps for cord management.



Single power unit

- Two power or one power/one dual USB-A
- 10 or 15 foot cord length

Determining power cord length depends on the size of the table top and distance to power source.

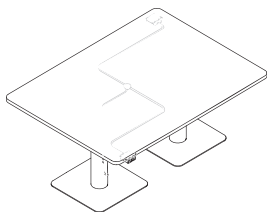


Double power unit

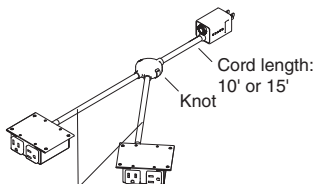
- Four power or three power/one dual USB-A or two power/two dual USB-A
- 10 or 15 foot cord length
- Two branch length options

Determining power cord length depends on the size of the table top and distance to power source.

Double power units are ideal for larger tables where more outlets are needed.



Double power is designed to attach to opposite corners of the table.



Branch lengths:
 Combo 1 (two at 36" each)
 Combo 2 (one 51" and one 38")

If you choose the double power option, here are the combo suggestions:

- Up to 54"W – Combo 1 (branch arms 36" each)
- Over to 54"W – Combo 2 (branch arms 51" and 38")

Rectangle power (freestanding or clamp-on) can also be used on Simple Tables. Clamp-on option works with worksurfaces that range from 1/2" to 2 1/2" thick.

Column Matrix

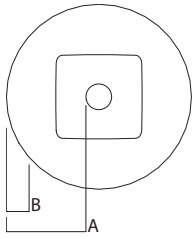
Column and base sizes are determined by the size of the table top.

| Table Width | Up to 30"W | 31-54"W | 55"-72"W |
|--------------------|---------------|---------------|---------------|
| Column Size | One 3" Column | One 5" Column | Two 5" Column |

Column Base Size Matrix

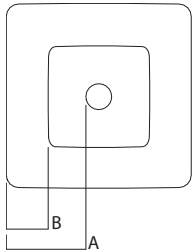
| Top Size | Base Size |
|-----------------------|---------------|
| Personal tables | 12" x 18" |
| 22" x 30" – 29" x 36" | 16" x 22" |
| 30" x 30" | 22" x 22" |
| 30" x 31" – 30" x 36" | 16" x 22" |
| 22" x 37" – 30" x 40" | 22" x 22" |
| 31" x 31" – 40" x 40" | 22" x 22" |
| 22" x 41" – 29" x 50" | 19" x 28" |
| 30" x 45" – 38" x 50" | 19" x 28" |
| 30" x 41" – 38" x 44" | 24" x 24" |
| 39" x 41" – 48" x 48" | 24" x 24" |
| 22" x 51" – 38" x 54" | 21" x 30" |
| 39" x 49" – 42" x 54" | 21" x 30" |
| 43" x 49" – 54" x 54" | 27" x 27" |
| 22" x 55" – 35" x 72" | (2) 16" x 22" |
| 36" x 55" – 48" x 72" | (2) 22" x 22" |
| 49" x 55" – 60" x 72" | (2) 24" x 24" |

Simple Table Dimensions



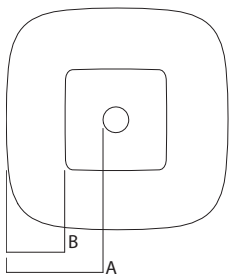
Round Worksurfaces

| Width | To Column Dim A | To Base Dim B |
|-------|--------------------|------------------|
| 30" | 13½" | 4" |
| 36" | 15⅜" | 7" |
| 42" | 18⅜" | 9" |
| 48" | 21⅜" | 12" |



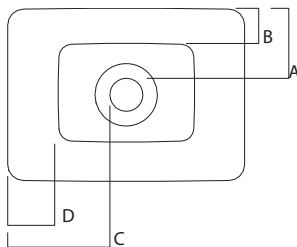
Square Worksurfaces

| Width | To Column Dim A | To Base Dim B |
|-------|--------------------|------------------|
| 30" | 13½" | 4" |
| 36" | 15⅜" | 7" |
| 42" | 18⅜" | 9" |
| 48" | 21⅜" | 12" |



Soft Square Worksurfaces

| Width | To Column Dim A | To Base Dim B |
|-------|--------------------|------------------|
| 30" | 13½" | 4" |
| 36" | 15⅜" | 7" |
| 42" | 18⅜" | 9" |
| 48" | 21⅜" | 12" |



Rectangle Worksurfaces

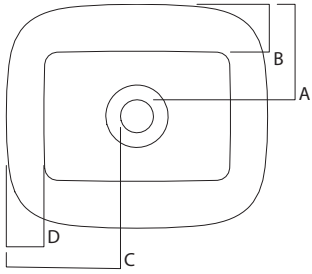
| Width | Clearance for 24"D | | | |
|-------|--------------------|---------------------|--------------------|---------------------|
| | To Column | | To Base | |
| | Long Edge Dim C | Short Edge Dim A | Long Edge Dim D | Short Edge Dim B |
| 30" | 13½" | 10½" | 4" | 4" |
| 36" | 15⅜" | 9⅜" | 7" | 4" |
| 42" | 18⅜" | 9⅜" | 7" | 2½" |
| 48" | 21⅜" | 9⅜" | 10" | 2½" |
| 54" | 24⅜" | 9⅜" | 12" | 1½" |

| Width | Clearance for 30"D | | | |
|-------|--------------------|---------------------|--------------------|---------------------|
| | To Column | | To Base | |
| | Long Edge Dim C | Short Edge Dim A | Long Edge Dim D | Short Edge Dim B |
| 30" | 13½" | 13½" | 4" | 4" |
| 36" | 15⅜" | 12⅜" | 7" | 7" |
| 42" | 18⅜" | 12⅜" | 9" | 3" |
| 48" | 21⅜" | 12⅜" | 10" | 5½" |
| 54" | 24⅜" | 12⅜" | 12" | 4½" |

| Width | Clearance for 36"D | | | |
|-------|--------------------|---------------------|--------------------|---------------------|
| | To Column | | To Base | |
| | Long Edge Dim C | Short Edge Dim A | Long Edge Dim D | Short Edge Dim B |
| 30" | N.A. | N.A. | N.A. | N.A. |
| 36" | 15⅜" | 15⅜" | 7" | 7" |
| 42" | 18⅜" | 15⅜" | 9" | 6" |
| 48" | 21⅜" | 15⅜" | 10" | 8½" |
| 54" | 24⅜" | 15⅜" | 12" | 7½" |

| Width | Clearance for 42"D | | | |
|-------|--------------------|---------------------|--------------------|---------------------|
| | To Column | | To Base | |
| | Long Edge Dim C | Short Edge Dim A | Long Edge Dim D | Short Edge Dim B |
| 30" | N.A. | N.A. | N.A. | N.A. |
| 36" | N.A. | N.A. | N.A. | N.A. |
| 42" | 18⅜" | 18⅜" | 9" | 9" |
| 48" | 21⅜" | 18⅜" | 12" | 9" |
| 54" | 24⅜" | 18⅜" | 12" | 10½" |

Simple Table Dimensions, continued



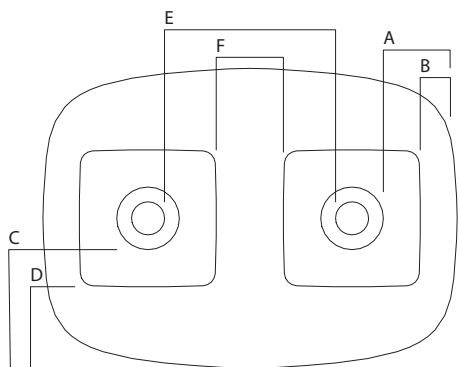
Soft Rectangle Worksurfaces

| Width | Clearance for 36"D | | | |
|-------|----------------------------------|----------------------------------|--------------------|---------------------|
| | To Column | | To Base | |
| | Long Edge Dim C | Short Edge Dim A | Long Edge Dim D | Short Edge Dim B |
| 36" | 15 ³ / ₈ " | 15 ³ / ₈ " | 7" | 7" |
| 42" | 18 ³ / ₈ " | 15 ³ / ₈ " | 9" | 6" |
| 48" | 21 ³ / ₈ " | 15 ³ / ₈ " | 10" | 4" |
| 54" | 24 ³ / ₈ " | 15 ³ / ₈ " | 12" | 3" |

| Width | Clearance for 42"D | | | |
|-------|----------------------------------|----------------------------------|--------------------|---------------------|
| | To Column | | To Base | |
| | Long Edge Dim C | Short Edge Dim A | Long Edge Dim D | Short Edge Dim B |
| 36" | N.A. | N.A. | N.A. | N.A. |
| 42" | 18 ³ / ₈ " | 18 ³ / ₈ " | 9" | 9" |
| 48" | 21 ³ / ₈ " | 18 ³ / ₈ " | 12" | 9" |
| 54" | 24 ³ / ₈ " | 18 ³ / ₈ " | 12" | 6" |

| Width | Clearance for 48"D | | | |
|-------|----------------------------------|----------------------------------|----------------------------------|----------------------------------|
| | To Column | | To Base | |
| | Long Edge Dim C | Short Edge Dim A | Long Edge Dim D | Short Edge Dim B |
| 36" | N.A. | N.A. | N.A. | N.A. |
| 42" | N.A. | N.A. | N.A. | N.A. |
| 48" | 21 ³ / ₈ " | 21 ³ / ₈ " | 12" | 12" |
| 54" | 24 ³ / ₈ " | 24 ³ / ₈ " | 13 ¹ / ₂ " | 10 ¹ / ₂ " |

| Width | Clearance for 54"D | | | |
|-------|----------------------------------|----------------------------------|----------------------------------|----------------------------------|
| | To Column | | To Base | |
| | Long Edge Dim C | Short Edge Dim A | Long Edge Dim D | Short Edge Dim B |
| 36" | N.A. | N.A. | N.A. | N.A. |
| 42" | N.A. | N.A. | N.A. | N.A. |
| 48" | N.A. | N.A. | N.A. | N.A. |
| 54" | 24 ³ / ₈ " | 24 ³ / ₈ " | 13 ¹ / ₂ " | 13 ¹ / ₂ " |



Soft Rectangle Worksurfaces—Double Column

| • Width | Clearance for 36" D | | | | | |
|---------|----------------------------------|----------------------------------|----------------------------------|---------------------|----------------------------------|----------------------------------|
| | To Column | | To Base | | Center | |
| | Long Edge Dim A | Short Edge Dim C | Long Edge Dim B | Short Edge Dim D | Base to Base: Dim F | Col to Col Dim E |
| 60" | 12 ² / ₅ " | 15 ³ / ₈ " | 4 ¹ / ₁₀ " | 7" | 7 ⁷ / ₈ " | 24 ⁷ / ₈ " |
| 66" | 14" | 15 ³ / ₈ " | 5 ³ / ₅ " | 7" | 10 ⁷ / ₈ " | 27 ⁷ / ₈ " |
| 72" | 15 ² / ₅ " | 15 ³ / ₈ " | 7 ¹ / ₁₀ " | 7" | 13 ⁷ / ₈ " | 30 ⁷ / ₈ " |

| • Width | Clearance for 42" D | | | | | |
|---------|----------------------------------|----------------------------------|----------------------------------|---------------------|----------------------------------|----------------------------------|
| | To Column | | To Base | | Center | |
| | Long Edge Dim A | Short Edge Dim C | Long Edge Dim B | Short Edge Dim D | Base to Base: Dim F | Col to Col Dim E |
| 60" | 12 ² / ₅ " | 18 ³ / ₈ " | 4 ¹ / ₁₀ " | 10" | 7 ⁷ / ₈ " | 24 ⁷ / ₈ " |
| 66" | 14" | 18 ³ / ₈ " | 5 ³ / ₅ " | 10" | 10 ⁷ / ₈ " | 27 ⁷ / ₈ " |
| 72" | 15 ² / ₅ " | 18 ³ / ₈ " | 7 ¹ / ₁₀ " | 10" | 13 ⁷ / ₈ " | 30 ⁷ / ₈ " |

| • Width | Clearance for 48" D | | | | | |
|---------|----------------------------------|----------------------------------|----------------------------------|---------------------|----------------------------------|----------------------------------|
| | To Column | | To Base | | Center | |
| | Long Edge Dim A | Short Edge Dim C | Long Edge Dim B | Short Edge Dim D | Base to Base: Dim F | Col to Col Dim E |
| 60" | 12 ² / ₅ " | 21 ³ / ₈ " | 4 ¹ / ₁₀ " | 13" | 7 ⁷ / ₈ " | 24 ⁷ / ₈ " |
| 66" | 14" | 21 ³ / ₈ " | 5 ³ / ₅ " | 13" | 10 ⁷ / ₈ " | 27 ⁷ / ₈ " |
| 72" | 15 ² / ₅ " | 21 ³ / ₈ " | 7 ¹ / ₁₀ " | 13" | 13 ⁷ / ₈ " | 30 ⁷ / ₈ " |

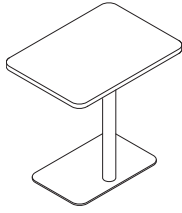
| • Width | Clearance for 54" D | | | | | |
|---------|----------------------------------|----------------------------------|----------------------------------|---------------------|----------------------------------|----------------------------------|
| | To Column | | To Base | | Center | |
| | Long Edge Dim A | Short Edge Dim C | Long Edge Dim B | Short Edge Dim D | Base to Base: Dim F | Col to Col Dim E |
| 60" | 12 ² / ₅ " | 24 ³ / ₈ " | 3 ¹ / ₁₀ " | 15" | 5 ⁷ / ₈ " | 24 ⁷ / ₈ " |
| 66" | 14" | 24 ³ / ₈ " | 4 ³ / ₅ " | 15" | 8 ⁷ / ₈ " | 27 ⁷ / ₈ " |
| 72" | 15 ² / ₅ " | 24 ³ / ₈ " | 6 ¹ / ₁₀ " | 15" | 11 ⁷ / ₈ " | 30 ⁷ / ₈ " |

| • Width | Clearance for 60" D | | | | | |
|---------|----------------------------------|----------------------------------|----------------------------------|---------------------|----------------------------------|----------------------------------|
| | To Column | | To Base | | Center | |
| | Long Edge Dim A | Short Edge Dim C | Long Edge Dim B | Short Edge Dim D | Base to Base: Dim F | Col to Col Dim E |
| 60" | 12 ² / ₅ " | 27 ³ / ₈ " | 3 ¹ / ₁₀ " | 18" | 5 ⁷ / ₈ " | 24 ⁷ / ₈ " |
| 66" | 14" | 27 ³ / ₈ " | 4 ³ / ₅ " | 18" | 8 ⁷ / ₈ " | 27 ⁷ / ₈ " |
| 72" | 15 ² / ₅ " | 27 ³ / ₈ " | 6 ¹ / ₁₀ " | 18" | 11 ⁷ / ₈ " | 30 ⁷ / ₈ " |

Simple Tables

Personal

25¹/₂"H



Tip: Column is offset to allow table to be moved closer to chair.

Tip: Parametric sizes available by the inch.

| Standard Includes | Required to Specify |
|--|--|
| <ul style="list-style-type: none"> ▶ Need help? Product details, page 182 • 1¹/₈" thick table top: Low-Pressure Laminate (LPL) • Edge band: default color to match laminate • Base and column: paint price group 1 | <ol style="list-style-type: none"> 1 Style number 2 Worksurface size type (see below under Required Selections) 3 Depth (see below under Required Selections) 4 Width (see below under Required Selections) 5 Low-Pressure Laminate color number for table top 6 Paint color number for base and column 7 Options, if selected (see below) <p>▶ See <i>Surface Materials</i>, page 215.</p> |

| | Required Selections | U.S. Price | Required to Specify | | | | | | | | |
|------------------|--|--------------------|---|--------|--|--------|-----------|------------------------------------|----------------------------------|---|--|
| Size Type | <ul style="list-style-type: none"> • Modular • Parametric | No cost No cost | Specify modular. Specify parametric. | | | | | | | | |
| Depth | <table border="1"> <thead> <tr> <th>Modular</th> <th>Parametric</th> </tr> </thead> <tbody> <tr> <td>• 16"D</td> <td></td> </tr> <tr> <td>• 18"D</td> <td>17"D–18"D</td> </tr> </tbody> </table> | Modular | Parametric | • 16"D | | • 18"D | 17"D–18"D | Prices at right Prices at right | Specify depth. Specify depth. | | |
| Modular | Parametric | | | | | | | | | | |
| • 16"D | | | | | | | | | | | |
| • 18"D | 17"D–18"D | | | | | | | | | | |
| Width | <table border="1"> <thead> <tr> <th>Modular</th> <th>Parametric</th> </tr> </thead> <tbody> <tr> <td>• 24"W</td> <td></td> </tr> <tr> <td>• 26"W</td> <td>25"W–26"W</td> </tr> <tr> <td>• 28"W</td> <td>27"W–28"W</td> </tr> </tbody> </table> | Modular | Parametric | • 24"W | | • 26"W | 25"W–26"W | • 28"W | 27"W–28"W | Prices at right Prices at right Prices at right | Specify width. Specify width. Specify width. |
| Modular | Parametric | | | | | | | | | | |
| • 24"W | | | | | | | | | | | |
| • 26"W | 25"W–26"W | | | | | | | | | | |
| • 28"W | 27"W–28"W | | | | | | | | | | |

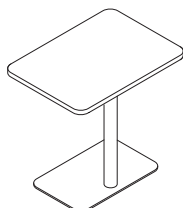
| | Options | U.S. Price | Required to Specify |
|--------------------------|---|---|---|
| Surface Materials | <p>High-Pressure Laminate top</p> <ul style="list-style-type: none"> • High-Pressure Laminate price group 1 • High-Pressure Laminate price group 2 • High-Pressure Laminate price group 3 <p>Base and column</p> <ul style="list-style-type: none"> • Paint price group 1 • Paint price group 2 • Paint price group 3 | Prices at right Prices at right Prices at right No cost No cost +\$140 | Specify High-Pressure Laminate color number. Specify High-Pressure Laminate color number. Specify High-Pressure Laminate color number. Specify paint color number. Specify paint color number. Specify paint color number. |



For Canadian Pricing

Multiply U.S. Price by the Canadian price factor.

▶ See page 1 for details.



Specification Information

| Style Number | Dimensions | | Modular Width Parametric Width | U.S. Base Prices | | |
|--------------|---------------|------------------|-----------------------------------|------------------|-------|------|
| | Modular Depth | Parametric Depth | | 24"W | 26"W | 28"W |
| | | | | 25"W- | 27"W- | |
| | | | | 26"W | 28"W | |

Low-Pressure Laminate

| TS4WPERLNGE | Modular Depth | Parametric Depth | 24"W | 26"W | 28"W |
|-------------|---------------|------------------|-------|-------|-------|
| | 16" | | \$671 | \$678 | \$685 |
| | 18" | 17"-18" | \$678 | \$685 | \$690 |

High-Pressure Laminate Price Group 1

| TS4WPERLNGE | Modular Depth | Parametric Depth | 24"W | 26"W | 28"W |
|-------------|---------------|------------------|-------|-------|-------|
| | 16" | | \$692 | \$700 | \$709 |
| | 18" | 17"-18" | \$702 | \$710 | \$716 |

High-Pressure Laminate Price Group 2

| TS4WPERLNGE | Modular Depth | Parametric Depth | 24"W | 26"W | 28"W |
|-------------|---------------|------------------|-------|-------|-------|
| | 16" | | \$699 | \$709 | \$718 |
| | 18" | 17"-18" | \$711 | \$719 | \$726 |

High-Pressure Laminate Price Group 3

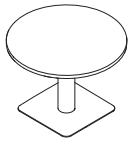
| TS4WPERLNGE | Modular Depth | Parametric Depth | 24"W | 26"W | 28"W |
|-------------|---------------|------------------|-------|-------|-------|
| | 16" | | \$718 | \$726 | \$737 |
| | 18" | 17"-18" | \$730 | \$740 | \$748 |

Simple Tables

 **For Canadian Pricing**
 Multiply U.S. Price by the Canadian price factor.
 ▶ See page 1 for details.

Lounge-Height Round

25¹/₂"H



Tip: Parametric sizes available by the inch.

Tip: Tops under 31" Dia. get a 3" column. Tops 31" Dia. and larger get a 5" column.
▶ See page 183.

| Standard Includes | Required to Specify |
|---|--|
| <ul style="list-style-type: none"> ▶ Need help? Product details, page 182 • 1 1/8" thick table top: Low-Pressure Laminate (LPL) • Edge band: default color to match laminate • Base and column: paint price group 1 | <ol style="list-style-type: none"> 1 Style number 2 Worksurface size type (see below under Required Selections) 3 Diameter (see below under Required Selections) 4 Low-Pressure Laminate color number for table top 5 Paint color number for base and column 6 Options, if selected (see below) <p>▶ See <i>Surface Materials</i>, page 215.</p> |

| Size Type | Required Selections | U.S. Price | Required to Specify | |
|-----------|--|--|---|---|
| | <ul style="list-style-type: none"> • Modular • Parametric | <p>No cost</p> <p>No cost</p> | <p>Specify modular.</p> <p>Specify parametric.</p> | |
| Diameter | Modular | Parametric | Required to Specify | |
| | <ul style="list-style-type: none"> • 30" Dia. • 36" Dia. • 42" Dia. • 48" Dia. | <p>31" Dia.–36" Dia.</p> <p>37" Dia.–42" Dia.</p> <p>43" Dia.–48" Dia.</p> | <p>Prices at right</p> <p>Prices at right</p> <p>Prices at right</p> <p>Prices at right</p> | <p>Specify diameter.</p> <p>Specify diameter.</p> <p>Specify diameter.</p> <p>Specify diameter.</p> |

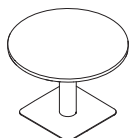
| Options | U.S. Price | Required to Specify | |
|-------------------|--|--|---|
| Surface Materials | High-Pressure Laminate top | Required to Specify | |
| | <ul style="list-style-type: none"> • High-Pressure Laminate price group 1 • High-Pressure Laminate price group 2 • High-Pressure Laminate price group 3 | <p>Prices at right</p> <p>Prices at right</p> <p>Prices at right</p> | <p>Specify High-Pressure Laminate color number.</p> <p>Specify High-Pressure Laminate color number.</p> <p>Specify High-Pressure Laminate color number.</p> |
| | Base and column | Required to Specify | |
| | <ul style="list-style-type: none"> • Paint price group 1 • Paint price group 2 • Paint price group 3 | <p>No cost</p> <p>No cost</p> <p>+\$140</p> | <p>Specify paint color number.</p> <p>Specify paint color number.</p> <p>Specify paint color number.</p> |
| Related Products | <ul style="list-style-type: none"> • Under-Worksurface Power • Wire Manager Kit | <p>▶ Pages 212–214</p> <p>▶ Pages 214</p> | |



For Canadian Pricing

Multiply U.S. Price by the Canadian price factor.

▶ See page 1 for details.



Specification Information

| Style Number | Dimensions | | U.S. Base Price |
|--------------|------------------|---------------------|-----------------|
| | Modular Diameter | Parametric Diameter | |

Low-Pressure Laminate

| | | | |
|------------|-----|---------|--------|
| TS4WRDLNGE | 30" | | \$ 915 |
| | 36" | 31"-36" | \$1130 |
| | 42" | 37"-42" | \$1285 |
| | 48" | 43"-48" | \$1360 |

High-Pressure Laminate Price Group 1

| | | | |
|------------|-----|---------|--------|
| TS4WRDLNGE | 30" | | \$ 971 |
| | 36" | 31"-36" | \$1202 |
| | 42" | 37"-42" | \$1362 |
| | 48" | 43"-48" | \$1437 |

High-Pressure Laminate Price Group 2

| | | | |
|------------|-----|---------|--------|
| TS4WRDLNGE | 30" | | \$ 995 |
| | 36" | 31"-36" | \$1227 |
| | 42" | 37"-42" | \$1391 |
| | 48" | 43"-48" | \$1468 |

High-Pressure Laminate Price Group 3

| | | | |
|------------|-----|---------|--------|
| TS4WRDLNGE | 30" | | \$1040 |
| | 36" | 31"-36" | \$1284 |
| | 42" | 37"-42" | \$1454 |
| | 48" | 43"-48" | \$1533 |



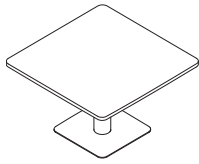
For Canadian Pricing

Multiply U.S. Price by the Canadian price factor.

▶ See page 1 for details.

Lounge-Height Square

25¹/₂"H



| Standard Includes | Required to Specify |
|--|---|
| <ul style="list-style-type: none"> ▶ Need help? Product details, page 182 • 1¹/₈" thick table top: Low-Pressure Laminate (LPL) • Edge band: default color to match laminate • Base and column: paint price group 1 | <ol style="list-style-type: none"> 1 Style number 2 Worksurface size type (see below under Required Selections) 3 Width (see below under Required Selections) 4 Low-Pressure Laminate color number for table top 5 Paint color number for base and column 6 Options, if selected (see below) <p>▶ See <i>Surface Materials</i>, page 215.</p> |

Tip: Parametric sizes available by the inch.

Tip: Tops under 31"W get a 3" column. Tops 31"W and larger get a 5" column.

▶ See page 183.

| | Required Selections | U.S. Price | Required to Specify |
|------------------|---|--------------------|---|
| Size Type | <ul style="list-style-type: none"> • Modular • Parametric | No cost No cost | Specify modular. Specify parametric. |

| Width | Required Selections | | U.S. Price | Required to Specify |
|--------------|---------------------|------------|-----------------|---------------------|
| | Modular | Parametric | | |
| | • 30"W | | Prices at right | Specify width. |
| | • 36"W | 31"W–36"W | Prices at right | Specify width. |
| | • 42"W | 37"W–42"W | Prices at right | Specify width. |
| | • 48"W | 43"W–48"W | Prices at right | Specify width. |

| | Options | U.S. Price | Required to Specify |
|--------------------------|--|-----------------|--|
| Surface Materials | High-Pressure Laminate top | | |
| | • High-Pressure Laminate price group 1 | Prices at right | Specify High-Pressure Laminate color number. |
| | • High-Pressure Laminate price group 2 | Prices at right | Specify High-Pressure Laminate color number. |
| | • High-Pressure Laminate price group 3 | Prices at right | Specify High-Pressure Laminate color number. |
| | Base and column | | |
| | • Paint price group 1 | No cost | Specify paint color number. |
| | • Paint price group 2 | No cost | Specify paint color number. |
| | • Paint price group 3 | +\$140 | Specify paint color number. |

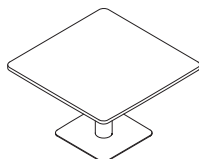
| | | |
|-------------------------|---|--|
| Related Products | <ul style="list-style-type: none"> • Under-Worksurface Power • Wire Manager Kit | <p>▶ Pages 212–214</p> <p>▶ Page 214</p> |
|-------------------------|---|--|



For Canadian Pricing

Multiply U.S. Price by the Canadian price factor.

▶ See page 1 for details.



Specification Information

| Style Number | Dimensions | | U.S. Base Price |
|--------------|---------------|------------------|-----------------|
| | Modular Width | Parametric Width | |

Low-Pressure Laminate

| | | | |
|------------|-----|---------|--------|
| TS4WSQLNGE | 30" | | \$ 915 |
| | 36" | 31"-36" | \$1130 |
| | 42" | 37"-42" | \$1285 |
| | 48" | 43"-48" | \$1360 |

High-Pressure Laminate Price Group 1

| | | | |
|------------|-----|---------|--------|
| TS4WSQLNGE | 30" | | \$ 971 |
| | 36" | 31"-36" | \$1202 |
| | 42" | 37"-42" | \$1362 |
| | 48" | 43"-48" | \$1437 |

High-Pressure Laminate Price Group 2

| | | | |
|------------|-----|---------|--------|
| TS4WSQLNGE | 30" | | \$ 995 |
| | 36" | 31"-36" | \$1227 |
| | 42" | 37"-42" | \$1391 |
| | 48" | 43"-48" | \$1468 |

High-Pressure Laminate Price Group 3

| | | | |
|------------|-----|---------|--------|
| TS4WSQLNGE | 30" | | \$1040 |
| | 36" | 31"-36" | \$1284 |
| | 42" | 37"-42" | \$1454 |
| | 48" | 43"-48" | \$1533 |



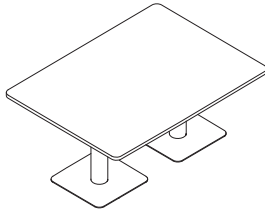
For Canadian Pricing

Multiply U.S. Price by the Canadian price factor.

► See page 1 for details.

Lounge-Height Rectangle

25¹/₂"H



► Need help? Product details, page 182

Standard Includes

- 1¹/₈" thick table top: Low-Pressure Laminate (LPL)
- Edge band: default color to match laminate
- Base and column: paint price group 1

Required to Specify

- 1 Style number
 - 2 Worksurface size type (see below under Required Selections)
 - 3 Depth (see below under Required Selections)
 - 4 Width (see below under Required Selections)
 - 5 Low-Pressure Laminate color number for table top
 - 6 Paint color number for base and column
 - 7 Options, if selected (see below)
- See *Surface Materials*, page 215.

Tip: Parametric sizes available by the inch.

Tip: Tops under 31"W get a 3" column. Tops 31"W and larger get a 5" column. Tops 55"W and over get two 5" columns.

► See page 183.

| | Required Selections | U.S. Price | Required to Specify | | | | | | | | | | | | | | | | | | |
|--------------------------|--|---|---|--------|--|--------|-----------|--------|-----------|--------|-----------|--------|-----------|---|--|--------|-----------|--------|-----------|---|--|
| Size Type | <ul style="list-style-type: none"> • Modular • Parametric | No cost No cost | Specify modular. Specify parametric. | | | | | | | | | | | | | | | | | | |
| Depth | <table border="1"> <thead> <tr> <th>Modular</th> <th>Parametric</th> </tr> </thead> <tbody> <tr> <td>• 22"D</td> <td></td> </tr> <tr> <td>• 24"D</td> <td>23"D–24"D</td> </tr> <tr> <td>• 30"D</td> <td>25"D–30"D</td> </tr> <tr> <td>• 36"D</td> <td>31"D–36"D</td> </tr> <tr> <td>• 42"D</td> <td>37"D–42"D</td> </tr> </tbody> </table> | Modular | Parametric | • 22"D | | • 24"D | 23"D–24"D | • 30"D | 25"D–30"D | • 36"D | 31"D–36"D | • 42"D | 37"D–42"D | Prices at right Prices at right Prices at right Prices at right Prices at right | Specify depth. Specify depth. Specify depth. Specify depth. Specify depth. | | | | | | |
| Modular | Parametric | | | | | | | | | | | | | | | | | | | | |
| • 22"D | | | | | | | | | | | | | | | | | | | | | |
| • 24"D | 23"D–24"D | | | | | | | | | | | | | | | | | | | | |
| • 30"D | 25"D–30"D | | | | | | | | | | | | | | | | | | | | |
| • 36"D | 31"D–36"D | | | | | | | | | | | | | | | | | | | | |
| • 42"D | 37"D–42"D | | | | | | | | | | | | | | | | | | | | |
| Width | <table border="1"> <thead> <tr> <th>Modular</th> <th>Parametric</th> </tr> </thead> <tbody> <tr> <td>• 30"W</td> <td></td> </tr> <tr> <td>• 36"W</td> <td>31"W–36"W</td> </tr> <tr> <td>• 42"W</td> <td>37"W–42"W</td> </tr> <tr> <td>• 48"W</td> <td>43"W–48"W</td> </tr> <tr> <td>• 54"W</td> <td>49"W–54"W</td> </tr> <tr> <td>• 60"W</td> <td>55"W–60"W</td> </tr> <tr> <td>• 66"W</td> <td>61"W–66"W</td> </tr> <tr> <td>• 72"W</td> <td>67"W–72"W</td> </tr> </tbody> </table> | Modular | Parametric | • 30"W | | • 36"W | 31"W–36"W | • 42"W | 37"W–42"W | • 48"W | 43"W–48"W | • 54"W | 49"W–54"W | • 60"W | 55"W–60"W | • 66"W | 61"W–66"W | • 72"W | 67"W–72"W | Prices at right Prices at right Prices at right Prices at right Prices at right Prices at right Prices at right | Specify width. Specify width. Specify width. Specify width. Specify width. Specify width. Specify width. |
| Modular | Parametric | | | | | | | | | | | | | | | | | | | | |
| • 30"W | | | | | | | | | | | | | | | | | | | | | |
| • 36"W | 31"W–36"W | | | | | | | | | | | | | | | | | | | | |
| • 42"W | 37"W–42"W | | | | | | | | | | | | | | | | | | | | |
| • 48"W | 43"W–48"W | | | | | | | | | | | | | | | | | | | | |
| • 54"W | 49"W–54"W | | | | | | | | | | | | | | | | | | | | |
| • 60"W | 55"W–60"W | | | | | | | | | | | | | | | | | | | | |
| • 66"W | 61"W–66"W | | | | | | | | | | | | | | | | | | | | |
| • 72"W | 67"W–72"W | | | | | | | | | | | | | | | | | | | | |
| Surface Materials | <p>High-Pressure Laminate top</p> <ul style="list-style-type: none"> • High-Pressure Laminate price group 1 • High-Pressure Laminate price group 2 • High-Pressure Laminate price group 3 <p>Base and column</p> <ul style="list-style-type: none"> • Paint price group 1 • Paint price group 2 • Paint price group 3 | Prices at right Prices at right Prices at right No cost No cost +\$140 | Specify High-Pressure Laminate color number. Specify High-Pressure Laminate color number. Specify High-Pressure Laminate color number. Specify paint color number. Specify paint color number. Specify paint color number. | | | | | | | | | | | | | | | | | | |
| Related Products | <ul style="list-style-type: none"> • Under-Worksurface Power • Wire Manager Kit | | ► Pages 212–214 ► Pages 214 | | | | | | | | | | | | | | | | | | |

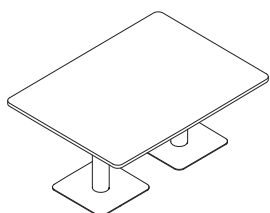


For Canadian Pricing

Multiply U.S. Price by the Canadian price factor.

► See page 1 for details.

| Specification Information | | | | | | | | | | | |
|---------------------------|---------------|------------------|------------------|------------------|-----------|-----------|-----------|-----------|-----------|-----------|-----------|
| Style Number | Dimensions | | Modular Width | U.S. Base Prices | | | | | | | |
| | Modular Depth | Parametric Depth | | 30"W | 36"W | 42"W | 48"W | 54"W | 60"W | 66"W | 72"W |
| | | | Parametric Width | | 31"W-36"W | 37"W-42"W | 43"W-48"W | 49"W-54"W | 55"W-60"W | 61"W-66"W | 67"W-72"W |



Low-Pressure Laminate

| TS4WRECLNGE | 22" | | \$ 875 | \$ 1013 | \$ 1187 | \$ 1214 | \$ 1242 | \$ 1745 | \$ 1781 | \$ 1831 |
|---|-----|---------|--------|---------|---------|---------|---------|---------|---------|---------|
| <i>Tip: For modular rectangle sizes, width must be greater than depth. Please refer to TS4WSQLNGE for modular square size selections.</i> | 24" | 23"-24" | \$ 892 | \$ 1042 | \$ 1194 | \$ 1228 | \$ 1257 | \$ 1766 | \$ 1816 | \$ 1850 |
| | 30" | 25"-30" | \$ 915 | \$ 1075 | \$ 1222 | \$ 1320 | \$ 1341 | \$ 1808 | \$ 1934 | \$ 1984 |
| | 36" | 31"-36" | N.A. | \$ 1130 | \$ 1249 | \$ 1341 | \$ 1418 | \$ 1942 | \$ 2067 | \$ 2108 |
| | 42" | 37"-42" | N.A. | N.A. | \$ 1285 | \$ 1354 | \$ 1439 | \$ 2067 | \$ 2129 | \$ 2158 |

High-Pressure Laminate Price Group 1

| TS4WRECLNGE | 22" | | \$ 921 | \$ 1059 | \$ 1236 | \$ 1266 | \$ 1298 | \$ 1803 | \$ 1842 | \$ 1903 |
|-------------|-----|---------|--------|---------|---------|---------|---------|---------|---------|---------|
| | 24" | 23"-24" | \$ 929 | \$ 1089 | \$ 1246 | \$ 1281 | \$ 1314 | \$ 1824 | \$ 1878 | \$ 1927 |
| | 30" | 25"-30" | \$ 971 | \$ 1131 | \$ 1279 | \$ 1377 | \$ 1399 | \$ 1868 | \$ 2006 | \$ 2065 |
| | 36" | 31"-36" | N.A. | \$ 1202 | \$ 1322 | \$ 1415 | \$ 1493 | \$ 2018 | \$ 2144 | \$ 2191 |
| | 42" | 37"-42" | N.A. | N.A. | \$ 1362 | \$ 1434 | \$ 1521 | \$ 2153 | \$ 2226 | \$ 2262 |

High-Pressure Laminate Price Group 2

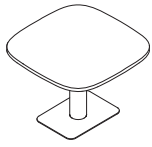
| TS4WRECLNGE | 22" | | \$ 931 | \$ 1075 | \$ 1259 | \$ 1289 | \$ 1322 | \$ 1828 | \$ 1867 | \$ 1928 |
|-------------|-----|---------|--------|---------|---------|---------|---------|---------|---------|---------|
| | 24" | 23"-24" | \$ 945 | \$ 1107 | \$ 1269 | \$ 1305 | \$ 1335 | \$ 1846 | \$ 1903 | \$ 1956 |
| | 30" | 25"-30" | \$ 995 | \$ 1155 | \$ 1302 | \$ 1402 | \$ 1424 | \$ 1893 | \$ 2031 | \$ 2095 |
| | 36" | 31"-36" | N.A. | \$ 1227 | \$ 1347 | \$ 1442 | \$ 1520 | \$ 2047 | \$ 2173 | \$ 2225 |
| | 42" | 37"-42" | N.A. | N.A. | \$ 1391 | \$ 1463 | \$ 1552 | \$ 2189 | \$ 2264 | \$ 2302 |

High-Pressure Laminate Price Group 3

| TS4WRECLNGE | 22" | | \$ 967 | \$ 1115 | \$ 1296 | \$ 1332 | \$ 1367 | \$ 1878 | \$ 1919 | \$ 1985 |
|-------------|-----|---------|---------|---------|---------|---------|---------|---------|---------|---------|
| | 24" | 23"-24" | \$ 977 | \$ 1148 | \$ 1312 | \$ 1350 | \$ 1381 | \$ 1891 | \$ 1956 | \$ 2019 |
| | 30" | 25"-30" | \$ 1040 | \$ 1200 | \$ 1347 | \$ 1450 | \$ 1474 | \$ 1944 | \$ 2088 | \$ 2164 |
| | 36" | 31"-36" | N.A. | \$ 1284 | \$ 1406 | \$ 1502 | \$ 1580 | \$ 2110 | \$ 2236 | \$ 2293 |
| | 42" | 37"-42" | N.A. | N.A. | \$ 1454 | \$ 1531 | \$ 1622 | \$ 2262 | \$ 2346 | \$ 2390 |

Lounge-Height Soft Square

25¹/₂"H



| Standard Includes | Required to Specify |
|-------------------|---------------------|
|-------------------|---------------------|

| | | |
|--|--|---|
| <ul style="list-style-type: none"> ▶ Need help? Product details, page 182 | <ul style="list-style-type: none"> • 1¹/₈" thick table top: Low-Pressure Laminate (LPL) • Edge band: default color to match laminate • Base and column: paint price group 1 | <ol style="list-style-type: none"> 1 Style number 2 Worksurface size type (see below under Required Selections) 3 Width (see below under Required Selections) 4 Low-Pressure Laminate color number for table top 5 Paint color number for base and column 6 Options, if selected (see below) <p>▶ See <i>Surface Materials</i>, page 215.</p> |
|--|--|---|

Tip: Parametric sizes available by the inch.

Tip: Tops 36"W and over get a 5" column. Tops 55"W and over get two 5" columns.
▶ See page 183.

| Size Type | Required Selections | U.S. Price | Required to Specify |
|-----------|---------------------|------------|---------------------|
|-----------|---------------------|------------|---------------------|

| | | | |
|------------------|---|-------------------------------|--|
| Size Type | <ul style="list-style-type: none"> • Modular • Parametric | <p>No cost</p> <p>No cost</p> | <p>Specify modular.</p> <p>Specify parametric.</p> |
|------------------|---|-------------------------------|--|

| Width | Modular | Parametric | U.S. Price | Required to Specify |
|--------------|--|--|--|---|
| Width | <ul style="list-style-type: none"> • 36"W • 42"W • 48"W • 54"W • 60"W | <ul style="list-style-type: none"> 37"W–42"W 43"W–48"W 49"W–54"W 55"W–60"W | <p>Prices at right</p> <p>Prices at right</p> <p>Prices at right</p> <p>Prices at right</p> <p>Prices at right</p> | <p>Specify width.</p> <p>Specify width.</p> <p>Specify width.</p> <p>Specify width.</p> <p>Specify width.</p> |

| Surface Materials | Options | U.S. Price | Required to Specify |
|-------------------|---------|------------|---------------------|
|-------------------|---------|------------|---------------------|

| | | | |
|--------------------------|---|--|---|
| Surface Materials | <p>High-Pressure Laminate top</p> <ul style="list-style-type: none"> • High-Pressure Laminate price group 1 • High-Pressure Laminate price group 2 • High-Pressure Laminate price group 3 | <p>Prices at right</p> <p>Prices at right</p> <p>Prices at right</p> | <p>Specify High-Pressure Laminate color number.</p> <p>Specify High-Pressure Laminate color number.</p> <p>Specify High-Pressure Laminate color number.</p> |
|--------------------------|---|--|---|

| | | | |
|--------------------------|---|---|--|
| Surface Materials | <p>Base and column</p> <ul style="list-style-type: none"> • Paint price group 1 • Paint price group 2 • Paint price group 3 | <p>No cost</p> <p>No cost</p> <p>+\$140</p> | <p>Specify paint color number.</p> <p>Specify paint color number.</p> <p>Specify paint color number.</p> |
|--------------------------|---|---|--|

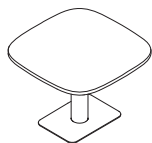
| | | |
|-------------------------|---|---|
| Related Products | <ul style="list-style-type: none"> • Under-Worksurface Power • Wire Manager Kit | <p>▶ Pages 212–214</p> <p>▶ Pages 214</p> |
|-------------------------|---|---|



For Canadian Pricing

Multiply U.S. Price by the Canadian price factor.

▶ See page 1 for details.



Specification Information

| Style Number | Dimensions | | U.S. Base Price |
|--------------|---------------|------------------|-----------------|
| | Modular Width | Parametric Width | |

Low-Pressure Laminate

| TS4WSFTSQLNGE | Modular Width | Parametric Width | U.S. Base Price |
|---------------|---------------|------------------|-----------------|
| | 36" | | \$1147 |
| | 42" | 37"-42" | \$1292 |
| | 48" | 43"-48" | \$1382 |
| | 54" | 49"-54" | \$1625 |
| | 60" | 55"-60" | \$2220 |

High-Pressure Laminate Price Group 1

| TS4WSFTSQLNGE | Modular Width | Parametric Width | U.S. Base Price |
|---------------|---------------|------------------|-----------------|
| | 36" | | \$1219 |
| | 42" | 37"-42" | \$1369 |
| | 48" | 43"-48" | \$1468 |
| | 54" | 49"-54" | \$1722 |
| | 60" | 55"-60" | \$2332 |

High-Pressure Laminate Price Group 2

| TS4WSFTSQLNGE | Modular Width | Parametric Width | U.S. Base Price |
|---------------|---------------|------------------|-----------------|
| | 36" | | \$1244 |
| | 42" | 37"-42" | \$1398 |
| | 48" | 43"-48" | \$1504 |
| | 54" | 49"-54" | \$1760 |
| | 60" | 55"-60" | \$2378 |

High-Pressure Laminate Price Group 3

| TS4WSFTSQLNGE | Modular Width | Parametric Width | U.S. Base Price |
|---------------|---------------|------------------|-----------------|
| | 36" | | \$1301 |
| | 42" | 37"-42" | \$1461 |
| | 48" | 43"-48" | \$1577 |
| | 54" | 49"-54" | \$1842 |
| | 60" | 55"-60" | \$2474 |



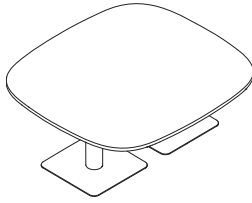
For Canadian Pricing

Multiply U.S. Price by the Canadian price factor.

▶ See page 1 for details.

Lounge-Height Soft Rectangle

25¹/₂"H



► Need help? Product details, page 182

Standard Includes

- 1¹/₈" thick table top: Low-Pressure Laminate (LPL)
- Edge band: default color to match laminate
- Base and column: paint price group 1

Required to Specify

- 1 Style number
 - 2 Worksurface size type (see below under Required Selections)
 - 3 Depth (see below under Required Selections)
 - 4 Width (see below under Required Selections)
 - 5 Low-Pressure Laminate color number for table top
 - 6 Paint color number for base and column
 - 7 Options, if selected (see below)
- See *Surface Materials*, page 215.

Tip: Parametric sizes available by the inch.

Tip: Tops 36"W and over get a 5" column. Tops 55"W and over get two 5" columns.
► See page 183.

| | Required Selections | U.S. Price | Required to Specify | | | | | | | | | | | | | | | | |
|------------------|--|--------------------|---|--------|--|--------|-----------|--------|-----------|--------|-----------|--------|-----------|---|--|--------|-----------|---|--|
| Size Type | <ul style="list-style-type: none"> • Modular • Parametric | No cost No cost | Specify modular. Specify parametric. | | | | | | | | | | | | | | | | |
| Depth | <table border="1"> <thead> <tr> <th>Modular</th> <th>Parametric</th> </tr> </thead> <tbody> <tr> <td>• 36"D</td> <td></td> </tr> <tr> <td>• 42"D</td> <td>37"D–42"D</td> </tr> <tr> <td>• 48"D</td> <td>43"D–48"D</td> </tr> <tr> <td>• 54"D</td> <td>49"D–54"D</td> </tr> <tr> <td>• 60"D</td> <td>55"D–60"D</td> </tr> </tbody> </table> | Modular | Parametric | • 36"D | | • 42"D | 37"D–42"D | • 48"D | 43"D–48"D | • 54"D | 49"D–54"D | • 60"D | 55"D–60"D | Prices at right Prices at right Prices at right Prices at right Prices at right | Specify depth. Specify depth. Specify depth. Specify depth. Specify depth. | | | | |
| Modular | Parametric | | | | | | | | | | | | | | | | | | |
| • 36"D | | | | | | | | | | | | | | | | | | | |
| • 42"D | 37"D–42"D | | | | | | | | | | | | | | | | | | |
| • 48"D | 43"D–48"D | | | | | | | | | | | | | | | | | | |
| • 54"D | 49"D–54"D | | | | | | | | | | | | | | | | | | |
| • 60"D | 55"D–60"D | | | | | | | | | | | | | | | | | | |
| Width | <table border="1"> <thead> <tr> <th>Modular</th> <th>Parametric</th> </tr> </thead> <tbody> <tr> <td>• 36"W</td> <td></td> </tr> <tr> <td>• 42"W</td> <td>37"W–42"W</td> </tr> <tr> <td>• 48"W</td> <td>43"W–48"W</td> </tr> <tr> <td>• 54"W</td> <td>49"W–54"W</td> </tr> <tr> <td>• 60"W</td> <td>55"W–60"W</td> </tr> <tr> <td>• 66"W</td> <td>61"W–66"W</td> </tr> <tr> <td>• 72"W</td> <td>67"W–72"W</td> </tr> </tbody> </table> | Modular | Parametric | • 36"W | | • 42"W | 37"W–42"W | • 48"W | 43"W–48"W | • 54"W | 49"W–54"W | • 60"W | 55"W–60"W | • 66"W | 61"W–66"W | • 72"W | 67"W–72"W | Prices at right Prices at right Prices at right Prices at right Prices at right Prices at right Prices at right | Specify width. Specify width. Specify width. Specify width. Specify width. Specify width. Specify width. |
| Modular | Parametric | | | | | | | | | | | | | | | | | | |
| • 36"W | | | | | | | | | | | | | | | | | | | |
| • 42"W | 37"W–42"W | | | | | | | | | | | | | | | | | | |
| • 48"W | 43"W–48"W | | | | | | | | | | | | | | | | | | |
| • 54"W | 49"W–54"W | | | | | | | | | | | | | | | | | | |
| • 60"W | 55"W–60"W | | | | | | | | | | | | | | | | | | |
| • 66"W | 61"W–66"W | | | | | | | | | | | | | | | | | | |
| • 72"W | 67"W–72"W | | | | | | | | | | | | | | | | | | |

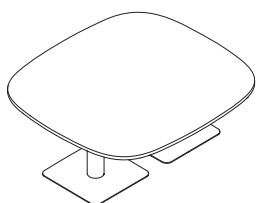
| | Options | U.S. Price | Required to Specify |
|--------------------------|---|---|---|
| Surface Materials | <p>High-Pressure Laminate top</p> <ul style="list-style-type: none"> • High-Pressure Laminate price group 1 • High-Pressure Laminate price group 2 • High-Pressure Laminate price group 3 <p>Base and column</p> <ul style="list-style-type: none"> • Paint price group 1 • Paint price group 2 • Paint price group 3 | Prices at right Prices at right Prices at right No cost No cost +\$140 | Specify High-Pressure Laminate color number. Specify High-Pressure Laminate color number. Specify High-Pressure Laminate color number. Specify paint color number. Specify paint color number. Specify paint color number. |
| Related Products | <ul style="list-style-type: none"> • Under-Worksurface Power • Wire Manager Kit | | ► Pages 212-214 ► Pages 214 |



For Canadian Pricing
Multiply U.S. Price by the Canadian price factor.
► See page 1 for details.

Specification Information

| Style Number | Dimensions | | Modular Width | U.S. Base Prices | | | | | | | | |
|--------------|---------------|------------------|------------------|------------------|-----------|-----------|-----------|-----------|-----------|-----------|--|--|
| | Modular Depth | Parametric Depth | | 36"W | 42"W | 48"W | 54"W | 60"W | 66"W | 72"W | | |
| | | | Modular Width | | | | | | | | | |
| | | | Parametric Width | | 37"W-42"W | 43"W-48"W | 49"W-54"W | 55"W-60"W | 61"W-66"W | 67"W-72"W | | |



Low-Pressure Laminate

| TS4WSFTRECLNGE | 36" | | | \$1147 | \$1257 | \$1347 | \$1433 | \$2052 | \$2158 | \$2192 |
|--|-----|---------|--|--------|--------|--------|--------|--------|--------|--------|
| <i>Tip: For modular rectangle sizes, width must be greater than depth. Please refer to TS4WSFTSQLNGE for modular square size selections.</i> | 42" | 37"-42" | | N.A. | \$1292 | \$1368 | \$1445 | \$2095 | \$2214 | \$2255 |
| | 48" | 43"-48" | | N.A. | N.A. | \$1382 | \$1606 | \$2129 | \$2235 | \$2284 |
| | 54" | 49"-54" | | N.A. | N.A. | N.A. | \$1625 | \$2200 | \$2284 | \$2311 |
| | 60" | 55"-60" | | N.A. | N.A. | N.A. | N.A. | \$2220 | \$2311 | \$2345 |

High-Pressure Laminate Price Group 1

| TS4WSFTRECLNGE | 36" | | | \$1219 | \$1330 | \$1421 | \$1508 | \$2128 | \$2235 | \$2275 |
|----------------|-----|---------|--|--------|--------|--------|--------|--------|--------|--------|
| | 42" | 37"-42" | | N.A. | \$1369 | \$1448 | \$1527 | \$2181 | \$2311 | \$2359 |
| | 48" | 43"-48" | | N.A. | N.A. | \$1468 | \$1692 | \$2217 | \$2335 | \$2390 |
| | 54" | 49"-54" | | N.A. | N.A. | N.A. | \$1722 | \$2309 | \$2402 | \$2435 |
| | 60" | 55"-60" | | N.A. | N.A. | N.A. | N.A. | \$2332 | \$2435 | \$2482 |

High-Pressure Laminate Price Group 2

| TS4WSFTRECLNGE | 36" | | | \$1244 | \$1355 | \$1448 | \$1535 | \$2157 | \$2264 | \$2309 |
|----------------|-----|---------|--|--------|--------|--------|--------|--------|--------|--------|
| | 42" | 37"-42" | | N.A. | \$1398 | \$1477 | \$1558 | \$2217 | \$2349 | \$2399 |
| | 48" | 43"-48" | | N.A. | N.A. | \$1504 | \$1728 | \$2254 | \$2373 | \$2431 |
| | 54" | 49"-54" | | N.A. | N.A. | N.A. | \$1760 | \$2354 | \$2448 | \$2484 |
| | 60" | 55"-60" | | N.A. | N.A. | N.A. | N.A. | \$2378 | \$2484 | \$2538 |

High-Pressure Laminate Price Group 3

| TS4WSFTRECLNGE | 36" | | | \$1301 | \$1414 | \$1508 | \$1595 | \$2220 | \$2327 | \$2377 |
|----------------|-----|---------|--|--------|--------|--------|--------|--------|--------|--------|
| | 42" | 37"-42" | | N.A. | \$1461 | \$1545 | \$1628 | \$2290 | \$2431 | \$2487 |
| | 48" | 43"-48" | | N.A. | N.A. | \$1577 | \$1801 | \$2330 | \$2458 | \$2522 |
| | 54" | 49"-54" | | N.A. | N.A. | N.A. | \$1842 | \$2446 | \$2546 | \$2589 |
| | 60" | 55"-60" | | N.A. | N.A. | N.A. | N.A. | \$2474 | \$2589 | \$2653 |



For Canadian Pricing

Multiply U.S. Price by the Canadian price factor.

► See page 1 for details.

Working-Height Round

28¹/₂"H



Tip: Parametric sizes available by the inch.

Tip: Tops under 31" Dia. get a 3" column. Tops 31" Dia. and larger get a 5" column.
▶ See page 183.

Tip: Glides on post legs are 1¹/₂" long and provide 1" of leveling.

| Standard Includes | Required to Specify |
|---|--|
| <ul style="list-style-type: none"> ▶ Need help? Product details, page 182 • 1¹/₈" thick table top: Low-Pressure Laminate (LPL) • Edge band: default color to match laminate • Post legs: paint price group 1 • Glides, if post legs are selected | <ol style="list-style-type: none"> 1 Style number 2 Worksurface size type (see below under Required Selections) 3 Diameter (see below under Required Selections) 4 Low-Pressure Laminate color number for table top 5 Paint color number for post legs 6 Options, if selected (see below) <p>▶ See <i>Surface Materials</i>, page 215.</p> |

| Size Type | Required Selections | U.S. Price | Required to Specify | | | | | | | | | | |
|-----------------|--|--------------------|---|------------|---------------------|------------|---------------------|------------|---------------------|------------|--|--|--|
| | <ul style="list-style-type: none"> • Modular • Parametric | No cost No cost | Specify modular. Specify parametric. | | | | | | | | | | |
| Diameter | <table border="0"> <thead> <tr> <th style="text-align: left;">Modular</th> <th style="text-align: left;">Parametric</th> </tr> </thead> <tbody> <tr> <td>• 30" Dia.</td> <td>• 31" Dia.–36" Dia.</td> </tr> <tr> <td>• 36" Dia.</td> <td>• 37" Dia.–42" Dia.</td> </tr> <tr> <td>• 42" Dia.</td> <td>• 43" Dia.–48" Dia.</td> </tr> <tr> <td>• 48" Dia.</td> <td></td> </tr> </tbody> </table> | Modular | Parametric | • 30" Dia. | • 31" Dia.–36" Dia. | • 36" Dia. | • 37" Dia.–42" Dia. | • 42" Dia. | • 43" Dia.–48" Dia. | • 48" Dia. | | Prices at right Prices at right Prices at right Prices at right | Specify diameter. Specify diameter. Specify diameter. Specify diameter. |
| Modular | Parametric | | | | | | | | | | | | |
| • 30" Dia. | • 31" Dia.–36" Dia. | | | | | | | | | | | | |
| • 36" Dia. | • 37" Dia.–42" Dia. | | | | | | | | | | | | |
| • 42" Dia. | • 43" Dia.–48" Dia. | | | | | | | | | | | | |
| • 48" Dia. | | | | | | | | | | | | | |

| Surface Materials | Options | U.S. Price | Required to Specify |
|------------------------------|---|---|--|
| | <p>High-Pressure Laminate top</p> <ul style="list-style-type: none"> • High-Pressure Laminate price group 1 • High-Pressure Laminate price group 2 • High-Pressure Laminate price group 3 | Prices at right Prices at right Prices at right | Specify High-Pressure Laminate color number. Specify High-Pressure Laminate color number. Specify High-Pressure Laminate color number. |
| | <p>Base</p> <ul style="list-style-type: none"> • Paint price group 1 • Paint price group 2 • Paint price group 3 | No cost No cost +\$157 | Specify paint color number. Specify paint color number. Specify paint color number. |
| Column Base | <ul style="list-style-type: none"> • 30" Dia. tops • Up to 36" Dia. tops • 37" Dia.–48" Dia. tops | +\$182 +\$385 +\$522 | Specify <i>with column</i> . Specify <i>with column</i> . Specify <i>with column</i> . |
| Casters for Post Legs | <ul style="list-style-type: none"> • Four casters (two locking and two non-locking) | +\$ 63 | Specify <i>with casters</i> . |
| Related Products | <ul style="list-style-type: none"> • Under-Worksurface Power • Wire Manager Kit | | ▶ Pages 212-214 ▶ Pages 214 |

For Canadian Pricing
Multiply U.S. Price by the Canadian price factor.
▶ See page 1 for details.



Specification Information

| Style Number | Dimensions | | U.S. Base Price |
|--------------|------------------|---------------------|-----------------|
| | Modular Diameter | Parametric Diameter | |

Low-Pressure Laminate

| Style Number | Modular Diameter | Parametric Diameter | U.S. Base Price |
|--------------|------------------|---------------------|-----------------|
| TS4WRD | 30" | | \$ 739 |
| | 36" | 31"-36" | \$ 790 |
| | 42" | 37"-42" | \$ 813 |
| | 48" | 43"-48" | \$ 851 |

High-Pressure Laminate Price Group 1

| Style Number | Modular Diameter | Parametric Diameter | U.S. Base Price |
|--------------|------------------|---------------------|-----------------|
| TS4WRD | 30" | | \$ 795 |
| | 36" | 31"-36" | \$ 862 |
| | 42" | 37"-42" | \$ 890 |
| | 48" | 43"-48" | \$ 934 |

High-Pressure Laminate Price Group 2

| Style Number | Modular Diameter | Parametric Diameter | U.S. Base Price |
|--------------|------------------|---------------------|-----------------|
| TS4WRD | 30" | | \$ 819 |
| | 36" | 31"-36" | \$ 887 |
| | 42" | 37"-42" | \$ 919 |
| | 48" | 43"-48" | \$ 968 |

High-Pressure Laminate Price Group 3

| Style Number | Modular Diameter | Parametric Diameter | U.S. Base Price |
|--------------|------------------|---------------------|-----------------|
| TS4WRD | 30" | | \$ 864 |
| | 36" | 31"-36" | \$ 944 |
| | 42" | 37"-42" | \$ 982 |
| | 48" | 43"-48" | \$1036 |



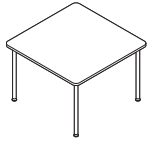
For Canadian Pricing

Multiply U.S. Price by the Canadian price factor.

▶ See page 1 for details.

Working-Height Square

28¹/₂"H



Tip: Parametric sizes available by the inch.

| Standard Includes | Required to Specify |
|---|---|
| <ul style="list-style-type: none"> ▶ Need help? Product details, page 182 • 1¹/₈" thick table top: Low-Pressure Laminate (LPL) • Edge band: default color to match laminate • Post legs: paint price group 1 • Glides, if post legs are selected | <ol style="list-style-type: none"> 1 Style number 2 Worksurface size type (see below under Required Selections) 3 Width (see below under Required Selections) 4 Low-Pressure Laminate color number for table top 5 Paint color number for post legs 6 Options, if selected (see below) <p>▶ See <i>Surface Materials</i>, page 215.</p> |

| Size Type | Required Selections | U.S. Price | Required to Specify | | | | | | | | | | |
|--------------|--|--------------------|---|--------|--|--------|-----------|--------|-----------|--------|-----------|--|--|
| | <ul style="list-style-type: none"> • Modular • Parametric | No cost No cost | Specify modular. Specify parametric. | | | | | | | | | | |
| Width | <table border="1"> <thead> <tr> <th style="background-color: #212121; color: white;">Modular</th> <th style="background-color: #212121; color: white;">Parametric</th> </tr> </thead> <tbody> <tr> <td>• 30"W</td> <td></td> </tr> <tr> <td>• 36"W</td> <td>31"W–36"W</td> </tr> <tr> <td>• 42"W</td> <td>37"W–42"W</td> </tr> <tr> <td>• 48"W</td> <td>43"W–48"W</td> </tr> </tbody> </table> | Modular | Parametric | • 30"W | | • 36"W | 31"W–36"W | • 42"W | 37"W–42"W | • 48"W | 43"W–48"W | Prices at right Prices at right Prices at right Prices at right | Specify width. Specify width. Specify width. Specify width. |
| Modular | Parametric | | | | | | | | | | | | |
| • 30"W | | | | | | | | | | | | | |
| • 36"W | 31"W–36"W | | | | | | | | | | | | |
| • 42"W | 37"W–42"W | | | | | | | | | | | | |
| • 48"W | 43"W–48"W | | | | | | | | | | | | |

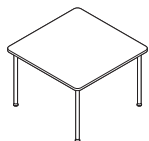
| Options | U.S. Price | Required to Specify |
|---|---|--|
| Surface Materials <ul style="list-style-type: none"> • High-Pressure Laminate top • High-Pressure Laminate price group 1 • High-Pressure Laminate price group 2 • High-Pressure Laminate price group 3 | Prices at right Prices at right Prices at right | Specify High-Pressure Laminate color number. Specify High-Pressure Laminate color number. Specify High-Pressure Laminate color number. |
| <ul style="list-style-type: none"> • Base • Paint price group 1 • Paint price group 2 • Paint price group 3 | No cost No cost +\$157 | Specify paint color number. Specify paint color number. Specify paint color number. |
| Column Base <ul style="list-style-type: none"> • Up to 30"W tops • 36"W tops • 37"W–48"W tops | +\$182 +\$385 +\$522 | Specify <i>with column</i> . Specify <i>with column</i> . Specify <i>with column</i> . |
| Casters for Post Legs <ul style="list-style-type: none"> • Four casters (two locking and two non-locking) | +\$ 63 | Specify <i>with casters</i> . |
| Related Products <ul style="list-style-type: none"> • Under-Worksurface Power • Wire Manager Kit | | ▶ Pages 212-214 ▶ Pages 214 |

Tip: Tops under 31" Dia. get a 3" column. Tops 31" Dia. and larger get a 5" column.
▶ See page 183.

Tip: Glides on post legs are 1¹/₂" long and provide 1" of leveling.



For Canadian Pricing
Multiply U.S. Price by the Canadian price factor.
▶ See page 1 for details.



Specification Information

| Style Number | Dimensions | | U.S. Base Price |
|--------------|---------------|------------------|-----------------|
| | Modular Width | Parametric Width | |

Low-Pressure Laminate

| Style Number | Modular Width | Parametric Width | U.S. Base Price |
|--------------|---------------|------------------|-----------------|
| TS4WSQ | 30" | | \$ 739 |
| | 36" | 31"-36" | \$ 790 |
| | 42" | 37"-42" | \$ 813 |
| | 48" | 43"-48" | \$ 851 |

High-Pressure Laminate Price Group 1

| Style Number | Modular Width | Parametric Width | U.S. Base Price |
|--------------|---------------|------------------|-----------------|
| TS4WSQ | 30" | | \$ 795 |
| | 36" | 31"-36" | \$ 862 |
| | 42" | 37"-42" | \$ 890 |
| | 48" | 43"-48" | \$ 934 |

High-Pressure Laminate Price Group 2

| Style Number | Modular Width | Parametric Width | U.S. Base Price |
|--------------|---------------|------------------|-----------------|
| TS4WSQ | 30" | | \$ 819 |
| | 36" | 31"-36" | \$ 887 |
| | 42" | 37"-42" | \$ 919 |
| | 48" | 43"-48" | \$ 968 |

High-Pressure Laminate Price Group 3

| Style Number | Modular Width | Parametric Width | U.S. Base Price |
|--------------|---------------|------------------|-----------------|
| TS4WSQ | 30" | | \$ 864 |
| | 36" | 31"-36" | \$ 944 |
| | 42" | 37"-42" | \$ 982 |
| | 48" | 43"-48" | \$1036 |



For Canadian Pricing

Multiply U.S. Price by the Canadian price factor.

► See page 1 for details.

Working-Height Rectangle

28¹/₂"H



| Standard Includes | Required to Specify |
|--|--|
| <ul style="list-style-type: none"> ▶ Need help? Product details, page 182 • 1 1/8" thick table top: Low-Pressure Laminate (LPL) • Edge band: default color to match laminate • Post legs: paint price group 1 • Glides, if post legs are selected | <ol style="list-style-type: none"> 1 Style number 2 Worksurface size type (see below under Required Selections) 3 Depth (see below under Required Selections) 4 Width (see below under Required Selections) 5 Low-Pressure Laminate color number for table top 6 Paint color number for post legs 7 Options, if selected (see below) <p>▶ See <i>Surface Materials</i>, page 215.</p> |

Tip: Parametric sizes available by the inch.

Tip: Reinforcing channel (**TSATRC57**), ordered separately, must be used on tables with post legs that have 60" or more of unsupported knee space.

| | Required Selections | U.S. Price | Required to Specify | | | | | | | | | | | | | | | | | | |
|------------------|--|--------------------|---|--------|--|--------|-----------|--------|-----------|--------|-----------|--|--|--------|-----------|--------|-----------|--------|-----------|--|--|
| Size Type | <ul style="list-style-type: none"> • Modular • Parametric | No cost No cost | Specify modular. Specify parametric. | | | | | | | | | | | | | | | | | | |
| Depth | <table border="1"> <thead> <tr> <th>Modular</th> <th>Parametric</th> </tr> </thead> <tbody> <tr> <td>• 24"D</td> <td></td> </tr> <tr> <td>• 30"D</td> <td>25"D–30"D</td> </tr> <tr> <td>• 36"D</td> <td>31"D–36"D</td> </tr> <tr> <td>• 42"D</td> <td>37"D–42"D</td> </tr> </tbody> </table> | Modular | Parametric | • 24"D | | • 30"D | 25"D–30"D | • 36"D | 31"D–36"D | • 42"D | 37"D–42"D | Prices at right Prices at right Prices at right Prices at right | Specify depth. Specify depth. Specify depth. Specify depth. | | | | | | | | |
| Modular | Parametric | | | | | | | | | | | | | | | | | | | | |
| • 24"D | | | | | | | | | | | | | | | | | | | | | |
| • 30"D | 25"D–30"D | | | | | | | | | | | | | | | | | | | | |
| • 36"D | 31"D–36"D | | | | | | | | | | | | | | | | | | | | |
| • 42"D | 37"D–42"D | | | | | | | | | | | | | | | | | | | | |
| Width | <table border="1"> <thead> <tr> <th>Modular</th> <th>Parametric</th> </tr> </thead> <tbody> <tr> <td>• 30"W</td> <td></td> </tr> <tr> <td>• 36"W</td> <td>31"W–36"W</td> </tr> <tr> <td>• 42"W</td> <td>37"W–42"W</td> </tr> <tr> <td>• 48"W</td> <td>43"W–48"W</td> </tr> <tr> <td>• 54"W</td> <td>49"W–54"W</td> </tr> <tr> <td>• 60"W</td> <td>55"W–60"W</td> </tr> <tr> <td>• 66"W</td> <td>61"W–66"W</td> </tr> <tr> <td>• 72"W</td> <td>67"W–72"W</td> </tr> </tbody> </table> | Modular | Parametric | • 30"W | | • 36"W | 31"W–36"W | • 42"W | 37"W–42"W | • 48"W | 43"W–48"W | • 54"W | 49"W–54"W | • 60"W | 55"W–60"W | • 66"W | 61"W–66"W | • 72"W | 67"W–72"W | Prices at right Prices at right Prices at right Prices at right Prices at right Prices at right Prices at right Prices at right | Specify width. Specify width. Specify width. Specify width. Specify width. Specify width. Specify width. Specify width. |
| Modular | Parametric | | | | | | | | | | | | | | | | | | | | |
| • 30"W | | | | | | | | | | | | | | | | | | | | | |
| • 36"W | 31"W–36"W | | | | | | | | | | | | | | | | | | | | |
| • 42"W | 37"W–42"W | | | | | | | | | | | | | | | | | | | | |
| • 48"W | 43"W–48"W | | | | | | | | | | | | | | | | | | | | |
| • 54"W | 49"W–54"W | | | | | | | | | | | | | | | | | | | | |
| • 60"W | 55"W–60"W | | | | | | | | | | | | | | | | | | | | |
| • 66"W | 61"W–66"W | | | | | | | | | | | | | | | | | | | | |
| • 72"W | 67"W–72"W | | | | | | | | | | | | | | | | | | | | |

| | Options | U.S. Price | Required to Specify |
|------------------------------|--|---|---|
| Surface Materials | <p>High-Pressure Laminate top</p> <ul style="list-style-type: none"> • High-Pressure Laminate price group 1 • High-Pressure Laminate price group 2 • High-Pressure Laminate price group 3 <p>Base</p> <ul style="list-style-type: none"> • Paint price group 1 • Paint price group 2 • Paint price group 3 | Prices at right Prices at right Prices at right No cost No cost +\$157 | Specify High-Pressure Laminate color number. Specify High-Pressure Laminate color number. Specify High-Pressure Laminate color number. Specify paint color number. Specify paint color number. Specify paint color number. |
| Column Base | <ul style="list-style-type: none"> • 30"W tops • Up to 36"W tops • 37"W–54"W tops • 55"W–72"W tops | +\$182 +\$385 +\$522 +\$979 | Specify <i>with column</i> . Specify <i>with column</i> . Specify <i>with column</i> . Specify <i>with column</i> . |
| Casters for Post Legs | <ul style="list-style-type: none"> • Four casters (two locking and two non-locking) | +\$ 63 | Specify <i>with casters</i> . |

Tip: Tops under 31"W get a 3" column. Tops 31"W and over get a 5" column. Tops 55"W and over get two 5" columns.

▶ See page 183.

Tip: Glides on post legs are 1 1/2" long and provide 1" of leveling.

Related Products

- Under-Worksurface Power
- Wire Manager Kit

▶ Pages 212-214
▶ Pages 214



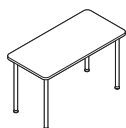
For Canadian Pricing

Multiply U.S. Price by the Canadian price factor.

▶ See page 1 for details.

Specification Information

| Style Number | Dimensions | | Modular Width | U.S. Base Prices | | | | | | | |
|--------------|---------------|------------------|------------------|------------------|-----------|-----------|-----------|-----------|-----------|-----------|-----------|
| | Modular Depth | Parametric Depth | | 30"W | 36"W | 42"W | 48"W | 54"W | 60"W | 66"W | 72"W |
| | | | Parametric Width | | 31"W-36"W | 37"W-42"W | 43"W-48"W | 59"W-54"W | 55"W-60"W | 61"W-66"W | 67"W-72"W |



Low-Pressure Laminate

| TS4WREC | 24" | | \$713 | \$718 | \$726 | \$ 734 | \$ 746 | \$ 838 | \$ 992 | \$1036 |
|--|-----|---------|-------|-------|-------|--------|--------|--------|--------|--------|
| <i>Tip: For modular rectangle sizes, width must be greater than depth. Please refer to TS4WSQ for modular square size selections.</i> | 30" | 25"-30" | \$739 | \$767 | \$796 | \$ 812 | \$ 831 | \$ 858 | \$1019 | \$1062 |
| | 36" | 31"-36" | N.A. | \$790 | \$812 | \$ 868 | \$ 930 | \$1026 | \$1130 | \$1153 |
| | 42" | 37"-42" | N.A. | N.A. | \$827 | \$ 979 | \$1026 | \$1147 | \$1214 | \$1264 |

High-Pressure Laminate Price Group 1

| TS4WREC | 24" | | \$750 | \$765 | \$778 | \$ 787 | \$ 803 | \$ 896 | \$1054 | \$1113 |
|---------|-----|---------|-------|-------|-------|--------|--------|--------|--------|--------|
| | 30" | 25"-30" | \$795 | \$823 | \$853 | \$ 869 | \$ 889 | \$ 918 | \$1091 | \$1143 |
| | 36" | 31"-36" | N.A. | \$862 | \$885 | \$ 942 | \$1005 | \$1102 | \$1207 | \$1236 |
| | 42" | 37"-42" | N.A. | N.A. | \$904 | \$1059 | \$1110 | \$1233 | \$1311 | \$1368 |

High-Pressure Laminate Price Group 2

| TS4WREC | 24" | | \$766 | \$774 | \$783 | \$ 809 | \$ 823 | \$ 918 | \$1079 | \$1142 |
|---------|-----|---------|-------|-------|-------|--------|--------|--------|--------|--------|
| | 30" | 25"-30" | \$819 | \$847 | \$876 | \$ 894 | \$ 914 | \$ 943 | \$1116 | \$1173 |
| | 36" | 31"-36" | N.A. | \$887 | \$910 | \$ 969 | \$1032 | \$1131 | \$1236 | \$1270 |
| | 42" | 37"-42" | N.A. | N.A. | \$933 | \$1088 | \$1139 | \$1269 | \$1349 | \$1408 |

High-Pressure Laminate Price Group 3

| TS4WREC | 24" | | \$798 | \$810 | \$819 | \$ 852 | \$ 868 | \$ 963 | \$1132 | \$1205 |
|---------|-----|---------|-------|-------|-------|--------|--------|--------|--------|--------|
| | 30" | 25"-30" | \$864 | \$892 | \$921 | \$ 942 | \$ 964 | \$ 994 | \$1173 | \$1242 |
| | 36" | 31"-36" | N.A. | \$944 | \$969 | \$1029 | \$1092 | \$1194 | \$1299 | \$1338 |
| | 42" | 37"-42" | N.A. | N.A. | \$996 | \$1156 | \$1209 | \$1342 | \$1431 | \$1496 |

Simple Tables



For Canadian Pricing

Multiply U.S. Price by the Canadian price factor.

▶ See page 1 for details.

Working-Height Soft Square

28¹/₂"H



Tip: Parametric sizes available by the inch.

Tip: Reinforcing channel (TSATRC57), ordered separately, must be used on tables with post legs that have 60" or more of unsupported knee space.

Tip: Tops 36"W and over get a 5" column. Tops 55"W and over get two 5" columns.
▶ See page 183.

Tip: Glides on post legs are 1¹/₂" long and provide 1" of leveling.

| Standard Includes | Required to Specify |
|---|---|
| <ul style="list-style-type: none"> ▶ Need help? Product details, page 182 • 1¹/₈" thick table top: Low-Pressure Laminate (LPL) • Edge band: default color to match laminate • Post legs: paint price group 1 • Glides, if post legs are selected | <ol style="list-style-type: none"> 1 Style number 2 Worksurface size type (see below under Required Selections) 3 Width (see below under Required Selections) 4 Low-Pressure Laminate color number for table top 5 Paint color number for post legs 6 Options, if selected (see below) <p>▶ See <i>Surface Materials</i>, page 215.</p> |

| | Required Selections | U.S. Price | Required to Specify | | | | | | | | | | | | |
|------------------|--|--------------------|---|--------|--|--------|-----------|--------|-----------|--------|-----------|--------|-----------|---|--|
| Size Type | <ul style="list-style-type: none"> • Modular • Parametric | No cost No cost | Specify modular. Specify parametric. | | | | | | | | | | | | |
| Width | <table border="1"> <thead> <tr> <th>Modular</th> <th>Parametric</th> </tr> </thead> <tbody> <tr> <td>• 36"W</td> <td></td> </tr> <tr> <td>• 42"W</td> <td>37"W–42"W</td> </tr> <tr> <td>• 48"W</td> <td>43"W–48"W</td> </tr> <tr> <td>• 54"W</td> <td>49"W–54"W</td> </tr> <tr> <td>• 60"W</td> <td>55"W–60"W</td> </tr> </tbody> </table> | Modular | Parametric | • 36"W | | • 42"W | 37"W–42"W | • 48"W | 43"W–48"W | • 54"W | 49"W–54"W | • 60"W | 55"W–60"W | Prices at right Prices at right Prices at right Prices at right Prices at right | Specify width. Specify width. Specify width. Specify width. Specify width. |
| Modular | Parametric | | | | | | | | | | | | | | |
| • 36"W | | | | | | | | | | | | | | | |
| • 42"W | 37"W–42"W | | | | | | | | | | | | | | |
| • 48"W | 43"W–48"W | | | | | | | | | | | | | | |
| • 54"W | 49"W–54"W | | | | | | | | | | | | | | |
| • 60"W | 55"W–60"W | | | | | | | | | | | | | | |

| | Options | U.S. Price | Required to Specify |
|------------------------------|--|---|--|
| Surface Materials | <p>High-Pressure Laminate top</p> <ul style="list-style-type: none"> • High-Pressure Laminate price group 1 • High-Pressure Laminate price group 2 • High-Pressure Laminate price group 3 <p>Base</p> <ul style="list-style-type: none"> • Paint price group 1 • Paint price group 2 • Paint price group 3 | Prices at right Prices at right Prices at right | Specify High-Pressure Laminate color number. Specify High-Pressure Laminate color number. Specify High-Pressure Laminate color number. |
| Column Base | <ul style="list-style-type: none"> • 36"W tops • 37"W–54"W tops • 55"W–60"W tops | +\$385 +\$522 +\$979 | Specify <i>with column</i> . Specify <i>with column</i> . Specify <i>with column</i> . |
| Casters for Post Legs | <ul style="list-style-type: none"> • Four casters (two locking and two non-locking) | +\$ 63 | Specify <i>with casters</i> . |
| Related Products | <ul style="list-style-type: none"> • Under-Worksurface Power • Wire Manager Kit | | ▶ Pages 212-214 ▶ Pages 214 |



For Canadian Pricing
Multiply U.S. Price by the Canadian price factor.
▶ See page 1 for details.



Specification Information

| Style Number | Dimensions | | U.S. Base Price |
|--------------|---------------|------------------|-----------------|
| | Modular Width | Parametric Width | |

Low-Pressure Laminate

| TS4WSFTSQ | Modular Width | Parametric Width | U.S. Base Price |
|-----------|---------------|------------------|-----------------|
| | 36" | | \$ 796 |
| | 42" | 37"-42" | \$ 858 |
| | 48" | 43"-48" | \$ 964 |
| | 54" | 49"-54" | \$1153 |
| | 60" | 55"-60" | \$1249 |

High-Pressure Laminate Price Group 1

| TS4WSFTSQ | Modular Width | Parametric Width | U.S. Base Price |
|-----------|---------------|------------------|-----------------|
| | 36" | | \$ 868 |
| | 42" | 37"-42" | \$ 935 |
| | 48" | 43"-48" | \$1050 |
| | 54" | 49"-54" | \$1250 |
| | 60" | 55"-60" | \$1361 |

High-Pressure Laminate Price Group 2

| TS4WSFTSQ | Modular Width | Parametric Width | U.S. Base Price |
|-----------|---------------|------------------|-----------------|
| | 36" | | \$ 893 |
| | 42" | 37"-42" | \$ 964 |
| | 48" | 43"-48" | \$1086 |
| | 54" | 49"-54" | \$1288 |
| | 60" | 55"-60" | \$1407 |

High-Pressure Laminate Price Group 3

| TS4WSFTSQ | Modular Width | Parametric Width | U.S. Base Price |
|-----------|---------------|------------------|-----------------|
| | 36" | | \$ 950 |
| | 42" | 37"-42" | \$1027 |
| | 48" | 43"-48" | \$1159 |
| | 54" | 49"-54" | \$1370 |
| | 60" | 55"-60" | \$1503 |



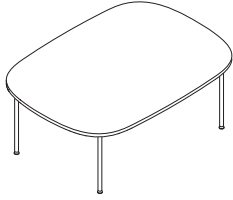
For Canadian Pricing

Multiply U.S. Price by the Canadian price factor.

▶ See page 1 for details.

Working-Height Soft Rectangle

28¹/₂"H



Tip: Parametric sizes available by the inch.

| Standard Includes | Required to Specify |
|---|--|
| <ul style="list-style-type: none"> ▶ Need help? Product details, page 182 • 1¹/₈" thick table top: Low-Pressure Laminate (LPL) • Edge band: default color to match laminate • Post legs: paint price group 1 • Glides, if post legs are selected | <ol style="list-style-type: none"> 1 Style number 2 Worksurface size type (see below under Required Selections) 3 Depth (see below under Required Selections) 4 Width (see below under Required Selections) 5 Low-Pressure Laminate color number for table top 6 Paint color number 7 Options, if selected (see below) <p>▶ See <i>Surface Materials</i>, page 215.</p> |

| | Required Selections | U.S. Price | Required to Specify | | | | | | | | | | | | | | | | |
|------------------|--|--------------------|---|--------|--|--------|-----------|--------|-----------|--------|-----------|--------|-----------|---|--|--------|-----------|---|--|
| Size Type | <ul style="list-style-type: none"> • Modular • Parametric | No cost No cost | Specify modular. Specify parametric. | | | | | | | | | | | | | | | | |
| Depth | <table border="1"> <thead> <tr> <th>Modular</th> <th>Parametric</th> </tr> </thead> <tbody> <tr> <td>• 36"D</td> <td></td> </tr> <tr> <td>• 42"D</td> <td>37"D–42"D</td> </tr> <tr> <td>• 48"D</td> <td>43"D–48"D</td> </tr> <tr> <td>• 54"D</td> <td>49"D–54"D</td> </tr> <tr> <td>• 60"D</td> <td>55"D–60"D</td> </tr> </tbody> </table> | Modular | Parametric | • 36"D | | • 42"D | 37"D–42"D | • 48"D | 43"D–48"D | • 54"D | 49"D–54"D | • 60"D | 55"D–60"D | Prices at right Prices at right Prices at right Prices at right Prices at right | Specify depth. Specify depth. Specify depth. Specify depth. Specify depth. | | | | |
| Modular | Parametric | | | | | | | | | | | | | | | | | | |
| • 36"D | | | | | | | | | | | | | | | | | | | |
| • 42"D | 37"D–42"D | | | | | | | | | | | | | | | | | | |
| • 48"D | 43"D–48"D | | | | | | | | | | | | | | | | | | |
| • 54"D | 49"D–54"D | | | | | | | | | | | | | | | | | | |
| • 60"D | 55"D–60"D | | | | | | | | | | | | | | | | | | |
| Width | <table border="1"> <thead> <tr> <th>Modular</th> <th>Parametric</th> </tr> </thead> <tbody> <tr> <td>• 36"W</td> <td></td> </tr> <tr> <td>• 42"W</td> <td>37"W–42"W</td> </tr> <tr> <td>• 48"W</td> <td>43"W–48"W</td> </tr> <tr> <td>• 54"W</td> <td>49"W–54"W</td> </tr> <tr> <td>• 60"W</td> <td>55"W–60"W</td> </tr> <tr> <td>• 66"W</td> <td>61"W–66"W</td> </tr> <tr> <td>• 72"W</td> <td>67"W–72"W</td> </tr> </tbody> </table> | Modular | Parametric | • 36"W | | • 42"W | 37"W–42"W | • 48"W | 43"W–48"W | • 54"W | 49"W–54"W | • 60"W | 55"W–60"W | • 66"W | 61"W–66"W | • 72"W | 67"W–72"W | Prices at right Prices at right Prices at right Prices at right Prices at right Prices at right Prices at right | Specify width. Specify width. Specify width. Specify width. Specify width. Specify width. Specify width. |
| Modular | Parametric | | | | | | | | | | | | | | | | | | |
| • 36"W | | | | | | | | | | | | | | | | | | | |
| • 42"W | 37"W–42"W | | | | | | | | | | | | | | | | | | |
| • 48"W | 43"W–48"W | | | | | | | | | | | | | | | | | | |
| • 54"W | 49"W–54"W | | | | | | | | | | | | | | | | | | |
| • 60"W | 55"W–60"W | | | | | | | | | | | | | | | | | | |
| • 66"W | 61"W–66"W | | | | | | | | | | | | | | | | | | |
| • 72"W | 67"W–72"W | | | | | | | | | | | | | | | | | | |

| | Options | U.S. Price | Required to Specify |
|--------------------------|--|---|---|
| Surface Materials | <p>High-Pressure Laminate top</p> <ul style="list-style-type: none"> • High-Pressure Laminate price group 1 • High-Pressure Laminate price group 2 • High-Pressure Laminate price group 3 <p>Base</p> <ul style="list-style-type: none"> • Paint price group 1 • Paint price group 2 • Paint price group 3 | Prices at right Prices at right Prices at right No cost No cost +\$157 | Specify High-Pressure Laminate color number. Specify High-Pressure Laminate color number. Specify High-Pressure Laminate color number. Specify paint color number. Specify paint color number. Specify paint color number. |

| | | | |
|--------------------|---|----------------------------|--|
| Column Base | <ul style="list-style-type: none"> • 36"W tops • 37"W–54"W tops • 55"W–60"W tops | +\$385 +\$522 +\$979 | Specify <i>with column</i> . Specify <i>with column</i> . Specify <i>with column</i> . |
|--------------------|---|----------------------------|--|

| | | | |
|------------------------------|--|--------|-------------------------------|
| Casters for Post Legs | <ul style="list-style-type: none"> • Four casters (two locking and two non-locking) | +\$ 63 | Specify <i>with casters</i> . |
|------------------------------|--|--------|-------------------------------|

| | | | |
|-------------------------|---|--|--------------------------------|
| Related Products | <ul style="list-style-type: none"> • Under-Worksurface Power • Wire Manager Kit | | ▶ Pages 212–214 ▶ Pages 214 |
|-------------------------|---|--|--------------------------------|

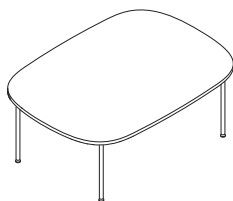
Tip: Tops 36"W and over get a 5" column. Tops 55"W and over get two 5" columns.
▶ See page 183.

Tip: Reinforcing channel (**TSATRC57**), ordered separately, must be used on tables with post legs that have 60" or more of unsupported knee space.

Tip: Glides on post legs are 1¹/₂" long and provide 1" of leveling.

Specification Information

| Style Number | Dimensions | | Modular Width | U.S. Base Prices | | | | | | |
|--------------|---------------|------------------|------------------|------------------|-----------|-----------|-----------|-----------|-----------|-----------|
| | Modular Depth | Parametric Depth | | 36"W | 42"W | 48"W | 54"W | 60"W | 66"W | 72"W |
| | | | Parametric Width | | 37"W-42"W | 43"W-48"W | 49"W-54"W | 55"W-60"W | 61"W-66"W | 67"W-72"W |



Low-Pressure Laminate

| TS4WSFTREC | Modular Depth | Parametric Depth | 36" | 42" | 48" | 54" | 60" | 66" | 72" |
|--|---------------|------------------|-------|--------|--------|--------|--------|--------|--------|
| | 36" | | \$796 | \$ 812 | \$ 873 | \$ 992 | \$1090 | \$1187 | \$1249 |
| <i>Tip: For modular rectangle sizes, width must be greater than depth. Please refer to TS4WSFTSQ for modular square size selections.</i> | 42" | 37"-42" | N.A. | \$ 858 | \$ 950 | \$1042 | \$1165 | \$1249 | \$1285 |
| | 48" | 43"-48" | N.A. | N.A. | \$ 964 | \$1124 | \$1202 | \$1272 | \$1320 |
| | 54" | 49"-54" | N.A. | N.A. | N.A. | \$1153 | \$1228 | \$1328 | \$1396 |
| | 60" | 55"-60" | N.A. | N.A. | N.A. | N.A. | \$1249 | \$1368 | \$1439 |

High-Pressure Laminate Price Group 1

| TS4WSFTREC | Modular Depth | Parametric Depth | 36" | 42" | 48" | 54" | 60" | 66" | 72" |
|------------|---------------|------------------|-------|--------|--------|--------|--------|--------|--------|
| | 36" | | \$868 | \$ 885 | \$ 947 | \$1067 | \$1166 | \$1264 | \$1332 |
| | 42" | 37"-42" | N.A. | \$ 935 | \$1030 | \$1124 | \$1251 | \$1346 | \$1389 |
| | 48" | 43"-48" | N.A. | N.A. | \$1050 | \$1210 | \$1290 | \$1372 | \$1426 |
| | 54" | 49"-54" | N.A. | N.A. | N.A. | \$1250 | \$1337 | \$1446 | \$1520 |
| | 60" | 55"-60" | N.A. | N.A. | N.A. | N.A. | \$1361 | \$1492 | \$1576 |

High-Pressure Laminate Price Group 2

| TS4WSFTREC | Modular Depth | Parametric Depth | 36" | 42" | 48" | 54" | 60" | 66" | 72" |
|------------|---------------|------------------|-------|--------|--------|--------|--------|--------|--------|
| | 36" | | \$893 | \$ 910 | \$ 974 | \$1094 | \$1195 | \$1293 | \$1366 |
| | 42" | 37"-42" | N.A. | \$ 964 | \$1059 | \$1155 | \$1287 | \$1384 | \$1429 |
| | 48" | 43"-48" | N.A. | N.A. | \$1086 | \$1246 | \$1327 | \$1410 | \$1467 |
| | 54" | 49"-54" | N.A. | N.A. | N.A. | \$1288 | \$1382 | \$1492 | \$1569 |
| | 60" | 55"-60" | N.A. | N.A. | N.A. | N.A. | \$1407 | \$1541 | \$1632 |

High-Pressure Laminate Price Group 3

| TS4WSFTREC | Modular Depth | Parametric Depth | 36" | 42" | 48" | 54" | 60" | 66" | 72" |
|------------|---------------|------------------|-------|--------|--------|--------|--------|--------|--------|
| | 36" | | \$950 | \$ 969 | \$1034 | \$1154 | \$1258 | \$1356 | \$1434 |
| | 42" | 37"-42" | N.A. | \$1027 | \$1127 | \$1225 | \$1360 | \$1466 | \$1517 |
| | 48" | 43"-48" | N.A. | N.A. | \$1159 | \$1319 | \$1403 | \$1495 | \$1558 |
| | 54" | 49"-54" | N.A. | N.A. | N.A. | \$1370 | \$1474 | \$1590 | \$1674 |
| | 60" | 55"-60" | N.A. | N.A. | N.A. | N.A. | \$1503 | \$1646 | \$1747 |

Café-Height Round

42"H



| Standard Includes | Required to Specify |
|-------------------|---------------------|
|-------------------|---------------------|

| | | |
|--|---|--|
| <ul style="list-style-type: none"> ▶ Need help? Product details, page 182 | <ul style="list-style-type: none"> • 1 1/8" thick table top: Low-Pressure Laminate (LPL) • Edge band: default color to match laminate • Base and column: paint price group 1 | <ol style="list-style-type: none"> 1 Style number 2 Worksurface size type (see below under Required Selections) 3 Diameter (see below under Required Selections) 4 Low-Pressure Laminate color number for table top 5 Paint color number for base and column 6 Options, if selected (see below) <p>▶ See <i>Surface Materials</i>, page 215.</p> |
|--|---|--|

Tip: Parametric sizes available by the inch.

Tip: Tops under 31"W get a 3" column. Tops 31"W and over get a 5" column.

▶ See page 183.

| Size Type | Required Selections | U.S. Price | Required to Specify |
|-----------|---------------------|------------|---------------------|
|-----------|---------------------|------------|---------------------|

| | | | |
|------------------|----------------|--------------|---------------------|
| Size Type | • Modular | No cost | Specify modular. |
| | • Parametric | No cost | Specify parametric. |
| Diameter | Modular | | |
| | • 30"D | Prices below | Specify diameter. |
| | • 36"D | Prices below | Specify diameter. |
| | | 31"D–36"D | |

| Surface Materials | Options | U.S. Price | Required to Specify |
|-------------------|---------|------------|---------------------|
|-------------------|---------|------------|---------------------|

| | | | |
|--------------------------|--|--------------|--|
| Surface Materials | High-Pressure Laminate top | | |
| | • High-Pressure Laminate price group 1 | Prices below | Specify High-Pressure Laminate color number. |
| | • High-Pressure Laminate price group 2 | Prices below | Specify High-Pressure Laminate color number. |
| | • High-Pressure Laminate price group 3 | Prices below | Specify High-Pressure Laminate color number. |
| | Base and column | | |
| | • Paint price group 1 | No cost | Specify paint color number. |
| | • Paint price group 2 | No cost | Specify paint color number. |
| | • Paint price group 3 | +\$169 | Specify paint color number. |

| | | |
|-------------------------|---------------------------|-----------------|
| Related Products | • Under-Worksurface Power | ▶ Pages 212–214 |
| | • Wire Manager Kit | ▶ Pages 214 |

Specification Information

| Style Number | Dimensions | | U.S. Base Price | Style Number | Dimensions | | U.S. Base Price |
|--------------|---------------|------------------|-----------------|--------------|---------------|------------------|-----------------|
| | Modular Depth | Parametric Depth | | | Modular Depth | Parametric Depth | |

| Low-Pressure Laminate | | | |
|-----------------------|-----|---------|--------|
| TS4WRDCAFE | 30" | | \$ 993 |
| | 36" | 31"–36" | \$1187 |
| | | | |

| High-Pressure Laminate Price Group 2 | | | |
|--------------------------------------|-----|---------|--------|
| TS4WRDCAFE | 30" | | \$1073 |
| | 36" | 31"–36" | \$1284 |
| | | | |

| High-Pressure Laminate Price Group 1 | | | |
|--------------------------------------|-----|---------|--------|
| TS4WRDCAFE | 30" | | \$1049 |
| | 36" | 31"–36" | \$1259 |
| | | | |

| High-Pressure Laminate Price Group 3 | | | |
|--------------------------------------|-----|---------|--------|
| TS4WRDCAFE | 30" | | \$1118 |
| | 36" | 31"–36" | \$1341 |
| | | | |



For Canadian Pricing

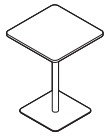
Multiply U.S. Price by the Canadian price factor.

▶ See page 1 for details.

Café-Height Square

42"H

Café-Height Square



Tip: Parametric sizes available by the inch.

Tip: Tops under 31"W get a 3" column. Tops 31"W and over get a 5" column.

▶ See page 183.

| Standard Includes | Required to Specify |
|-------------------|---------------------|
|-------------------|---------------------|

| | | |
|--|---|---|
| <ul style="list-style-type: none"> ▶ Need help? Product details, page 182 | <ul style="list-style-type: none"> • 1 1/8" thick table top: Low-Pressure Laminate (LPL) • Edge band: default color to match laminate • Base and column: paint price group 1 | <ol style="list-style-type: none"> 1 Style number 2 Worksurface size type (see below under Required Selections) 3 Width (see below under Required Selections) 4 Low-Pressure Laminate color number for table top 5 Paint color number for base and column 6 Options, if selected (see below) <p>▶ See <i>Surface Materials</i>, page 215.</p> |
|--|---|---|

| Size Type | Required Selections | U.S. Price | Required to Specify |
|-----------|---------------------|------------|---------------------|
|-----------|---------------------|------------|---------------------|

| | | | |
|--------------|-------------------|--------------|---------------------|
| Width | Modular | No cost | Specify modular. |
| | Parametric | No cost | Specify parametric. |
| Width | Modular | Prices below | Specify width. |
| | Parametric | Prices below | Specify width. |

| Surface Materials | Options | U.S. Price | Required to Specify |
|-------------------|---------|------------|---------------------|
|-------------------|---------|------------|---------------------|

| | | | |
|--------------------------|--|--------------|--|
| Surface Materials | High-Pressure Laminate top | | |
| | • High-Pressure Laminate price group 1 | Prices below | Specify High-Pressure Laminate color number. |
| | • High-Pressure Laminate price group 2 | Prices below | Specify High-Pressure Laminate color number. |
| | • High-Pressure Laminate price group 3 | Prices below | Specify High-Pressure Laminate color number. |
| Surface Materials | Base and column | | |
| | • Paint price group 1 | No cost | Specify paint color number. |
| | • Paint price group 2 | No cost | Specify paint color number. |
| | • Paint price group 3 | +\$169 | Specify paint color number. |

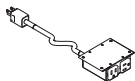
| | | |
|-------------------------|---|---|
| Related Products | <ul style="list-style-type: none"> • Under-Worksurface Power • Wire Manager Kit | <ul style="list-style-type: none"> ▶ Pages 212–214 ▶ Page 214 |
|-------------------------|---|---|

Specification Information

| Style Number | Dimensions | | U.S. Base Price | Style Number | Dimensions | | U.S. Base Price |
|---|---------------|------------------|-----------------|---|---------------|------------------|-----------------|
| | Modular Depth | Parametric Depth | | | Modular Depth | Parametric Depth | |
| Low-Pressure Laminate | | | | High-Pressure Laminate Price Group 2 | | | |
| TS4WSQCAFE | 30" | | \$ 993 | TS4WSQCAFE | 30" | | \$1073 |
| | 36" | 31"–36" | \$1187 | | 36" | 31"–36" | \$1284 |
| | | | | | | | |
| High-Pressure Laminate Price Group 1 | | | | High-Pressure Laminate Price Group 3 | | | |
| TS4WSQCAFE | 30" | | \$1049 | TS4WSQCAFE | 30" | | \$1118 |
| | 36" | 31"–36" | \$1259 | | 36" | 31"–36" | \$1341 |
| | | | | | | | |

For Canadian Pricing
 Multiply U.S. Price by the Canadian price factor.
 ▶ See page 1 for details.

Single Unit Power Module



Tip: When USB-A is specified, there are two USB ports.

| Standard Includes | Required to Specify |
|--|--|
| <ul style="list-style-type: none"> ▶ Need help? Product details, page 183 • Two simplex receptacles • 10' long 15-amp power cord with wall plug • Two velcro cord management straps • Hardware and plastic cord management clips • Bracket: 7360 Merle | <ul style="list-style-type: none"> 1 Style number 2 Options, if selected (see below) |

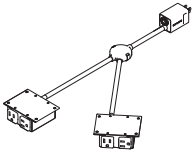
| Options | U.S. Price | Required to Specify |
|---|---|--|
| Power/USB Configuration <ul style="list-style-type: none"> • 2 power • 1 power/1 USB-A | <ul style="list-style-type: none"> No cost +\$125 | <ul style="list-style-type: none"> Specify with 2 power. Specify with 1 power/1 USB-A. |
| Cord Length <ul style="list-style-type: none"> • 10' cord • 15' cord | <ul style="list-style-type: none"> No cost +\$ 34 | <ul style="list-style-type: none"> Specify with 10' cord. Specify with 15' cord. |

| Specification Information | |
|---------------------------|-----------------|
| Style Number | U.S. Base Price |
| TS4WPWR1 | \$190 |



For Canadian Pricing
 Multiply U.S. Price by the Canadian price factor.
 ▶ See page 1 for details.

Double Unit Power Module



Tip: When USB-A is specified, there are two USB ports.

Tip: Combos define the distance between the knot and power.

► Please see matrix on page 183 for suggested combo lengths.

| Standard Includes | Required to Specify |
|---|--|
| ► Need help? Product details, page 183 | 1 Style number 2 Options, if selected (see below) |
| <ul style="list-style-type: none"> • Four simplex receptacles • 10' long 15-amp power cord with wall plug • Two velcro cord management straps • Hardware and plastic cord management clips • Bracket: 7360 Merle • 36" branch lengths | |

| Options | U.S. Price | Required to Specify |
|--|--|---|
| Power/USB Configuration <ul style="list-style-type: none"> • 2 power • 4 power • 1 power/1 USB-A • 3 power/1 USB-A • 2 power/2 USB-A | No cost No cost +\$125 +\$125 +\$252 | Specify with 2 power. Specify with 4 power. Specify with 1 power/1 USB-A. Specify with 3 power/1 USB-A. Specify with 2 power/2 USB-A. |
| Cord Length <ul style="list-style-type: none"> • 10' cord • 15' cord | No cost +\$ 34 | Specify with 10' cord. Specify with 15' cord. |
| Branch Length <ul style="list-style-type: none"> • Combo 1 (two 36" branch lengths) • Combo 2 (one 51" and one 38" branch lengths) | No cost +\$ 28 | Specify with combo 1. Specify with combo 2. |

| Specification Information | |
|---------------------------|-----------------|
| Style Number | U.S. Base Price |
| TS4WPWR2 | \$412 |

For Canadian Pricing
 Multiply U.S. Price by the Canadian price factor.
 ► See page 1 for details.

Wire Manager Kit

| Standard Includes | Required to Specify |
|--|---------------------|
| <ul style="list-style-type: none">• Two velcro straps• Five plastic clips• 10 screws | Style number |

| Specification Information | |
|---------------------------|------------|
| Style Number | U.S. Price |
| TS4WRMGR | \$56 |



For Canadian Pricing
Multiply U.S. Price by the Canadian price factor.
▶ See page 1 for details.

Surface Materials

This listing includes all the surface material choices that are available for the products in this section.

Laminate

Steelcase Surfaces

Low-Pressure Laminate

Applies to:

- Simple tables top
- 247L Black V2 LPL
- 24L0 Graphite Walnut LPL
- 25L1 Winter on Maple LPL
- 25L5 Virginia Walnut LPL
- 25L6 Blackwood LPL **E**
- 25L8 Clear Walnut LPL
- 26L1 Natural Cherry V2 LPL
- 2L09 Clear Maple LPL
- 2L30 Arctic White LPL
- 2L50 Vanadium Fiber LPL
- 2L83 Seagull LPL
- 2L84 Milk LPL
- 2L85 Dune LPL
- 2LAK Clear Oak LPL
- 2LAN Ash Noce LPL
- 2LAT Acacia LPL
- 2LAW Ash Wenge LPL
- 2LBN Bisque Noce LPL
- 2LBW Bisque Wenge LPL
- 2LCN Clay Noce LPL
- 2LCW Clay Wenge LPL
- 2LMG Merle LPL
- 2LSN Storm Noce LPL
- 2LSW Storm Wenge LPL
- 2LWA Grey Kingswood LPL
- 2LWB Planked Walnut LPL
- 2LWD Resolute Walnut LPL
- 2LWF Smoked Walnut LPL
- 2LWG Natural Recon LPL
- 2TL2 Fawn Cypress LPL

Steelcase Surfaces

High-Pressure Laminate

Price Group 1

Applies to:

- Simple tables top
- Fiber Laminate**
- 2850 Vanadium Fiber
- 2854 Vellum Fiber **E**
- 2860 Granite Fiber
- 2862 Stucco Fiber **E**

Tip: Established finishes are available for delivery in 15 business days.

E = Established

Micro Laminate

- 2920 Marl Micro
- 2921 Gypsum Micro
- 2922 Clay Micro

Patina Laminate

- 2870 Blonde Bronze Patina
- 2873 Instant Iron Patina

Solid Laminate

- 2722 Cream **E**
- 2730 Arctic White
- 2746 Black
- 2759 Warm White
- 2811 Mist **E**
- 2883 Seagull
- 2884 Milk
- 2885 Dune
- 2HAA Persian Salt
- 2HAB Rose
- 2HAC Indigo
- 2HAD Green Citrine
- 2HAE Dark Olivine
- 2HAF Cloudy
- 2HWU Clay
- 2HWW Chalk

Speckle Laminate

- 2820 Coffee Speckle **E**
- 2823 Driftwood Speckle
- 2824 Smoke Speckle
- 2825 Vanadium Speckle

Woodgrain Laminate

- 2406 Clear Cherry **E**
- 2409 Clear Maple
- 2410 Graphite Walnut
- 2412 Natural Cherry
- 2422 Medium Cherry
- 2511 Winter on Maple
- 2535 Virginia Walnut
- 2536 Blackwood **E**
- 2538 Clear Walnut
- 2592 Blonde on Maple **E**
- 2714 Natural Walnut **E**
- 2HAK Clear Oak
- 2HAN Ash Noce
- 2HAT Acacia
- 2HAW Ash Wenge
- 2HBN Bisque Noce
- 2HBW Bisque Wenge
- 2HCN Clay Noce
- 2HCW Clear Wenge
- 2HSN Storm Noce
- 2HSW Storm Wenge
- 2HWA Grey Kingswood
- 2HWB Planked Walnut
- 2HWD Resolute Walnut
- 2HWE Natural Recon
- 2HWF Smoked Walnut

Tip: Some wood veneer finishes and woodgrain laminates share the same name. Because of the difference in materials, veneers and laminates of the same name are not an exact match but do coordinate with each other.

Price Group 2

Applies to:

- Simple tables top

Textured Laminate

- 2TH2 Fawn Cypress
- 2TH4 Saddle Oak
- 2TH5 Veranda Teak
- 2TH7 Walnut Heights
- 2UH1 Reclaimed Aggregate
- 2UH2 Reclaimed Gravel
- 2UH4 Cement*
- 2UH6 Sheetrock

**2UH4 Cement has limited availability, determined by product sizing and/or options.*

Price Group 3

Solid Laminate

- 24H1 Satin White
- 24H2 Satin Black
- 24H3 Satin Stone
- 24H4 Satin Mocha

Paint

Steelcase Surfaces

Applies to:

- Simple tables post legs
- Simple tables pedestal base

Price Group 1

Smooth Paint

- 4238 Mocha
- 4239 Clay
- 4240 Chalk
- 4242 Milk

Textured Paint

- 7207 Black
- 7225 Sand
- 7230 Basalt
- 7237 Slate
- 7238 Fieldstone
- 7239 Midnight
- 7241 Arctic White
- 7243 Seagull
- 7250 Sterling Dark Solid
- 7360 Merle

Price Group 2

Smooth Paint

- 0835 Black
- 4140 Arctic White Gloss
- 4700 Warm White

Metallic Paint

- 4743 Mineral Metallic
- 4750 Champagne Metallic
- 4798 Sterling Metallic
- 4799 Platinum Metallic
- 4803 Near Black Metallic

Textured Metallic Paint

- 7245 Carbon Metallic
- 7246 Midnight Metallic

Price Group 3

Accent Paint

- 1ATG Rose Quartz
- 4AV3 Blue Jay
- 4AV4 Baltic
- 4AX1 Citron
- 4AY2 Chili
- 4AZ5 Marlin
- 4CL1 Dark Olivine
- 4CL2 Ice Blue
- 4CL3 Aura
- 4CL4 Sea Glass
- 4CL5 Light Matcha
- 4CL6 Terra
- 4CL7 Sandstone
- 4CL8 Smokey Plum
- 4CZ5 Honey
- 4CZ6 Lagoon
- 4CZ8 Light Peacock

Coatings

- 1ATT Cast Shadow

Custom Surfaces

Perfect Match

PerfectMatch is a service that allows you to create your own paint color. Refer to the *Surface Materials Reference Manual* for more information about this program.

Price Group 3

- 4990 PerfectMatch Paint

Recommended Edge Banding Finishes

For High-Pressure and Low-Pressure Laminates

| High-Pressure Laminate Color | Low-Pressure Laminate Color | Recommended Edge Band |
|-------------------------------|-----------------------------|-------------------------------|
| 2406 Clear Cherry E | 2LCH Clear Cherry | 6234 Clear Cherry |
| 2409 Clear Maple | 2L09 Clear Maple | 6237 Clear Maple |
| 2410 Graphite Walnut | 24L0 Graphite Walnut | 6231 Graphite Walnut |
| 2412 Natural Cherry | 26L1 Natural Cherry | 6034 Natural Cherry |
| 2422 Medium Cherry | N.A. N.A. | 6036 Medium Cherry |
| 2511 Winter on Maple | 25L1 Winter on Maple | 6037 Winter on Maple |
| 2535 Virginia Walnut | 25L5 Virginia Walnut | 6242 Virginia Walnut |
| 2536 Blackwood E | 25L6 Blackwood E | 6243 Blackwood E |
| 2538 Clear Walnut | 25L8 Clear Walnut | 6245 Clear Walnut |
| 2592 Blonde on Maple E | N.A. N.A. | 6038 Blonde on Maple E |
| 2714 Natural Walnut E | N.A. N.A. | 6041 Natural Walnut E |
| 2722 Cream E | N.A. N.A. | 6631 Cream E |
| 2730 Arctic White | 2L30 Arctic White | 6009 Arctic White |
| 2746 Black | 247L Black | 6000 Black |
| 2759 Warm White | N.A. N.A. | 6655 Warm White |
| 2811 Mist E | N.A. N.A. | 6636 Mist |
| 2820 Coffee Speckle E | N.A. N.A. | 6631 Cream E |
| 2823 Driftwood Speckle | N.A. N.A. | 6631 Cream E |
| 2824 Smoke Speckle | N.A. N.A. | 6636 Mist |
| 2825 Vanadium Speckle | N.A. N.A. | 6619 Ice E |
| 2850 Vanadium Fiber | 2L50 Vanadium Fiber | 6654 Sand |
| 2854 Vellum Fiber E | N.A. N.A. | 6655 Warm White |
| 2860 Granite Fiber | N.A. N.A. | 6000 Black |
| 2862 Stucco Fiber E | N.A. N.A. | 6053 Seagull |
| 2870 Blonde Bronze Patina | N.A. N.A. | 6654 Sand |
| 2873 Instant Iron Patina | N.A. N.A. | 6615 Grey V5 |
| 2883 Seagull | 2L83 Seagull | 6053 Seagull |
| 2884 Milk | 2L84 Milk | 6052 Milk |
| 2885 Dune | 2L85 Dune | 6654 Sand |
| 2920 Marl Micro | N.A. N.A. | 6053 Seagull |
| 2921 Gypsum Micro | N.A. N.A. | 6654 Sand |
| 2922 Clay Micro | N.A. N.A. | 6654 Sand |
| 24H1 Satin White | N.A. N.A. | 6009 Arctic White |
| 24H2 Satin Black | N.A. N.A. | 6000 Black |
| 24H3 Satin Stone | N.A. N.A. | 6169 Stone |
| 24H4 Satin Mocha | N.A. N.A. | 6170 Mocha |
| 2HAA Persian Salt | N.A. N.A. | 61AA Persian Salt |
| 2HAB Rose | N.A. N.A. | 61AB Rose |
| 2HAC Indigo | N.A. N.A. | 61AC Indigo |
| 2HAD Green Citrine | N.A. N.A. | 61AD Green Citrine |
| 2HAE Dark Olivine | N.A. N.A. | 61AE Dark Olivine |
| 2HAF Cloudy | N.A. N.A. | 61AF Cloudy |
| 2HAK Clear Oak | 2LAK Clear Oak | 6219 Clear Oak |
| 2HAN Ash Noce | 2LAN Ash Noce | 6707 Ash Noce |
| 2HAT Acacia | 2LAT Acacia | 6213 Acacia |
| 2HAW Ash Wenge | 2LAW Ash Wenge | 6703 Ash Wenge |
| 2HBN Bisque Noce | 2LBN Bisque Noce | 6708 Bisque Noce |
| 2HBW Bisque Wenge | 2LBW Bisque Wenge | 6705 Bisque Wenge |
| 2HCN Clay Noce | 2LCN Clay Noce | 6709 Clay Noce |
| 2HCW Clay Wenge | 2LCW Clay Wenge | 6706 Clay Wenge |
| 2HMG Merle | 2LMG Merle | 6527 Merle |
| 2HSN Storm Noce | 2LSN Storm Noce | 6710 Storm Noce |
| 2HSW Storm Wenge | 2LSW Storm Wenge | 6704 Storm Wenge |
| 2HWA Grey Kingswood | 2LWA Grey Kingswood | 66WA Grey Kingswood |
| 2HWB Planked Walnut | 2LWB Planked Walnut | 66WB Planked Walnut |
| 2HWD Resolute Walnut | 2LWD Resolute Walnut | 66WD Continental Walnut |

E = Established

| High-Pressure Laminate Color | Low-Pressure Laminate Color | Recommended Edge Band |
|---------------------------------|--------------------------------|--------------------------|
| 2HWE Natural Recon | 2LWG Natural Recon | 66WE Natural Recon |
| 2HWF Smoked Walnut | 2LWF Smoked Walnut | 66WF Smoked Walnut |
| 2HWU Clay | N.A. N.A. | 66WU Clay |
| 2HWV Chalk | N.A. N.A. | 66WV Chalk |
| 2TH2 Fawn Cypress | 2TL2 Fawn Cypress | 6T02 Fawn Cypress |
| 2TH4 Saddle Oak | N.A. N.A. | 6T04 Saddle Oak |
| 2TH5 Veranda Teak | N.A. N.A. | 6T05 Veranda Teak |
| 2TH7 Walnut Heights | N.A. N.A. | 6T07 Walnut Heights |
| 2UH1 Reclaimed Aggregate | N.A. N.A. | 6T08 Aggregate |
| 2UH2 Reclaimed Gravel | N.A. N.A. | 6T09 Gravel |
| 2UH4 Cement | N.A. N.A. | 6T10 Cement |
| 2UH6 Sheetrock | N.A. N.A. | 6T12 Sheetrock |



Universal Tables

| | |
|--------------------------|------------|
| Statement of Line | 220 |
|--------------------------|------------|

Understanding

| | |
|------------------------------------|-----|
| Universal Tables | 224 |
| Bases for Universal Tables | 227 |
| Legs for Universal Tables | 228 |
| Table and Base Combinations | 230 |
| Table and Leg Combinations | 231 |
| Table Leg Positions | 232 |
| Universal Leg Clearance Dimensions | 234 |

Specifying

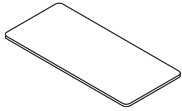
| | |
|----------------------------|-----|
| Straight Tables | 238 |
| Capsule Tables | 240 |
| Spanner Tables | 241 |
| Peninsula Table | 242 |
| Tapered Peninsula Tables | 243 |
| Round Tables | 244 |
| Square Tables | 245 |
| Rectangle Tables | 246 |
| Oval Tables | 247 |
| Hex Conference Tables | 248 |
| Bases for Universal Tables | 249 |
| Legs for Universal Tables | 250 |

| | |
|--------------------------|------------|
| Surface Materials | 252 |
|--------------------------|------------|

Statement of Line


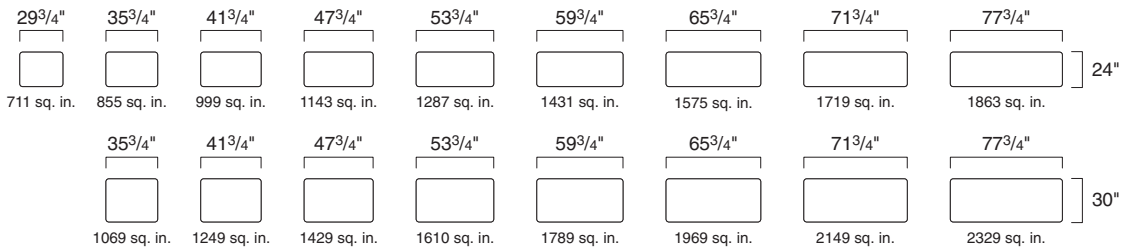
All table sizes and shapes are available in High-Pressure Laminate with 3 mm edge. Most sizes and shapes are also available in wood veneer with square edge. See Specifying pages for details.

Table dimensions shown apply to both wood veneer and High-Pressure Laminate versions of each table.



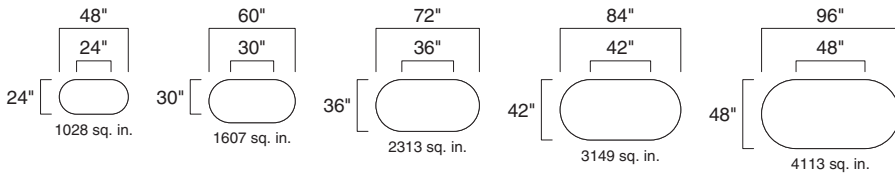
Understanding
 ▶ Page 224
 Specifying
 ▶ Page 238

Straight Tables



Understanding
 ▶ Page 224
 Specifying
 ▶ Page 240

Capsule Tables

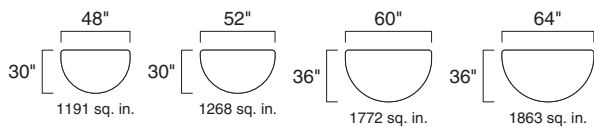


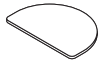
Tip: Wood veneer capsule tables are available in 72"W, 84"W, and 96"W only.



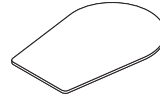
Understanding
 ▶ Page 224
 Specifying
 ▶ Page 241

Spanner Tables



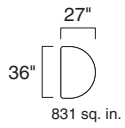


Understanding
 ▶ Page 224
 Specifying
 ▶ Page 242

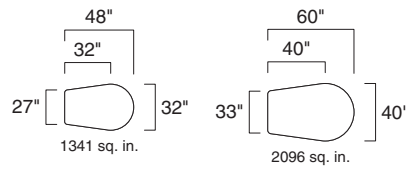


Understanding
 ▶ Page 224
 Specifying
 ▶ Page 243

Peninsula Table

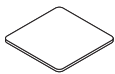
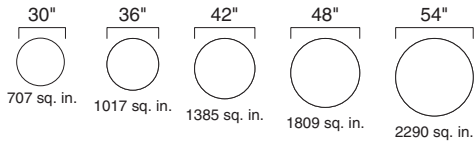


Tapered Peninsula Tables



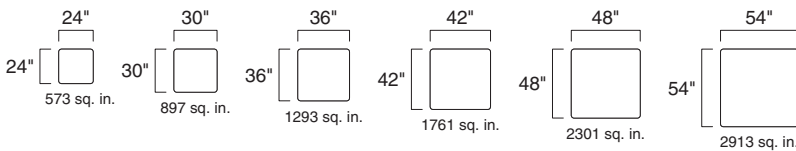
Understanding
 ▶ Page 224
 Specifying
 ▶ Page 244

Round Tables



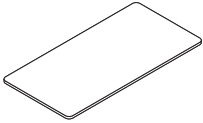
Understanding
 ▶ Page 224
 Specifying
 ▶ Page 245

Square Tables



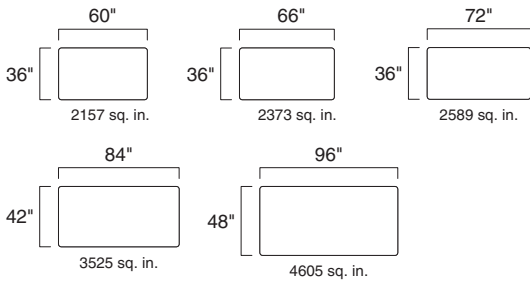
Tip: Wood veneer square tables are available in 30"W, 42"W, 48"W, and 54"W only.

Statement of Line, continued



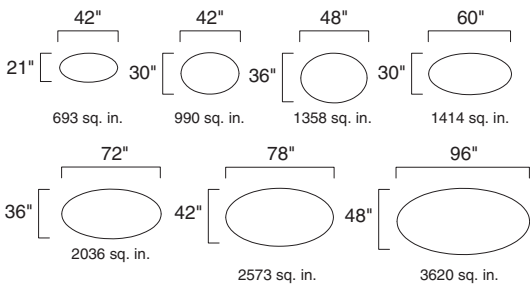
Understanding
 ▶ Page 224
 Specifying
 ▶ Page 246

Rectangle Tables

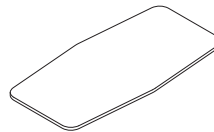


Understanding
 ▶ Page 224
 Specifying
 ▶ Page 247

Oval Tables

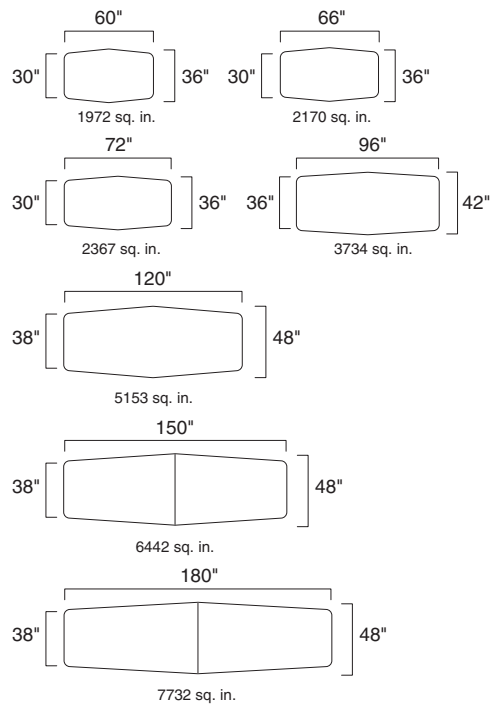


Tip: Oval tables are available in 3 mm edge High-Pressure Laminate only.



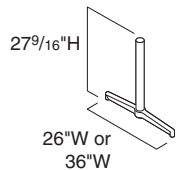
Understanding
 ▶ Page 224
 Specifying
 ▶ Page 248

Hex Conference Tables

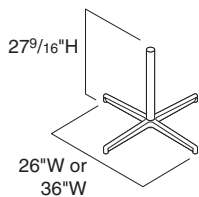


Tip: Hex conference tables are available in 3 mm edge High-Pressure Laminate only.

Bases for Universal Tables

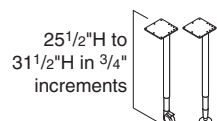


T-Base
 Understanding
 ▶ Page 227
 Specifying
 ▶ Page 249

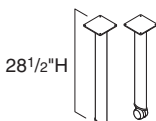


X-Base
 Understanding
 ▶ Page 227
 Specifying
 ▶ Page 249

Legs for Universal Tables



**Adjustable-Height
 Legs with Casters
 or Glides**
 Understanding
 ▶ Page 228
 Specifying
 ▶ Page 250

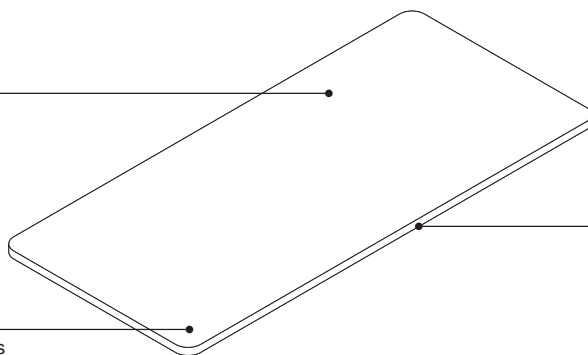


**Post Legs with
 Casters or Glides**
 Understanding
 ▶ Page 228
 Specifying
 ▶ Page 251

Universal Tables

Universal tables can be used in a variety of individual and team settings.
 ▶ Specifying tables, page 238

Table top has a wood core with a High-Pressure Laminate or wood veneer surface and is 1³/₁₆" thick.



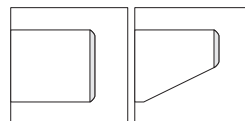
Edge profile is continuous around all edges of the table.

Radius corner eliminates sharp edges and is appropriate for freestanding, mobile furniture. Radius on corners is 2".

Product Details

High-Pressure Laminate Tables

Continuous edge profile is available in two shapes.



3 mm edge profile Knife edge profile

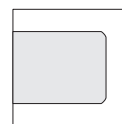
PVC-free, 3 mm edge profiles are a proprietary polyolefin blend for all solid colors and seven woodgrain finishes. See surface material listing in this book for specific PVC-free availability.

Knife edge with 3 mm user edge is available on straight and tapered systems worksurfaces and on round tables.

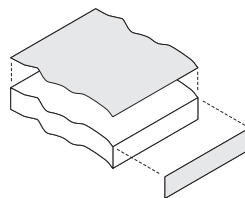
Edge profile finishes are specified separately from laminate color.

Wood Veneer Tables

Edges of worksurfaces are available in square (3 mm) profile.



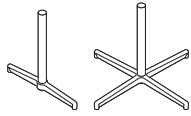
Square (3 mm) edge profile



Square (3 mm) edge profile is achieved by adding wood veneer surfaces to table core. This technique can be applied to tables that are straight or curved.

Connections

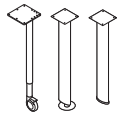
Universal tables are supported by bases or legs, which are ordered separately and installed in the field.



Use the **Table and Base Combinations matrix** to determine the type and number of bases you need to order for the tables you choose.

Tip: Not all sizes and shapes of tables can be supported by bases.


▶ Page 230



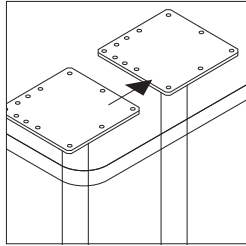
Use the **Table and Legs Combinations matrix** to determine the type and number of legs you need to order for the table you choose.

Tip: Not all sizes and shapes of tables can be supported by legs.

▶ Page 230

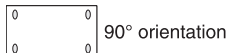


Reinforcing channels are available to support tables that are wider than 60"W and supported by legs. When installed, the channels add 1" below the table. Channels are available as an option on larger tables and are field installed. Select the reinforcing channel option if the table will be supported by legs. Channels are not required if the table is 96" or smaller and will be supported by T- or X-bases. Channels are required and are always included with tables 120" and larger.



Underside of table has inset locations that support slip-fit applications. Post legs are positioned in 45° orientation only.

▶ See **Table Leg Positions**, page 232.



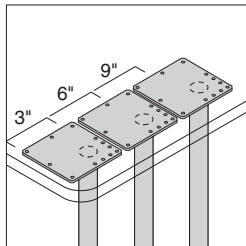
90° orientation



45° orientation

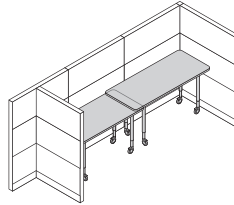
Legs installed in a 90° orientation allow for greater storage and kneespace below the table.

45° leg orientation is a preferred aesthetic for many customers.



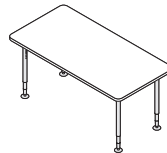
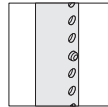
Legs may be installed inset from the edge of the table to accommodate slip-fit planning. Amount of available space (3", 6", or 9") is measured from the edge of the table to the edge of the leg. Amount of slip-fit varies by table shape and size.

▶ See **Table Leg Positions**, page 232.

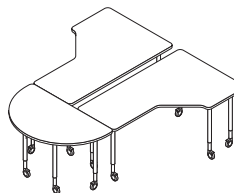


Slip-fit planning allows workstation footprint to expand or decrease, and is ideal for off-module applications.

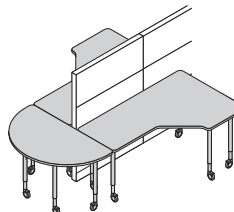
Alignment tab corresponds to under work surface alignment slots in tables. Alignment features ensure legs are installed in the proper 45° or 90° orientation and slip-fit position.



Adjustable-height legs adjust 25½"H to 31½"H in ¾" increments.



Spanner table enables conferencing at the end of two tables that are placed back-to-back.



52"W or 64"W spanners should be used when tables are separated by a panel. These widths are designed to create a 4" gap.

Surface Materials

High-Pressure Laminate Tables

- Laminate
- ▶ See **Surface Materials Reference Manual**.
- Open Line laminate (option)
- A program including non-Steelcase laminates which are suitable for use on Steelcase products.
- ▶ See **Surface Materials Reference Manual**.

3 mm profile

- Plastic

Wood Veneer Tables

- Wood veneer (standard)
- Customiz stain (option)
- Full-fill finish (option)

Square (3 mm) edge profile

- Wood veneer to match table

Adjustable height legs, post, and post with castor

- Paint

Post leg castor

- Black plastic

Application Topics

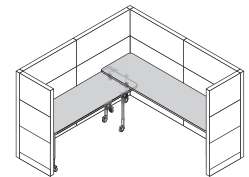
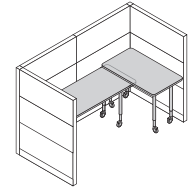
Table and Leg Combinations

▶ Page 231

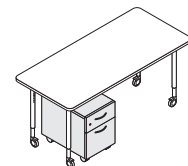
Table Leg Positions

▶ Page 232

Table Fit in Panel Environments:



Dimensions on straight tables are ¼" less than nominal dimension. This allows for an easy fit of freestanding tables in panel-wrapped environments and allows tables to move in and out of the area with ease.



Mobile pedestals up to 27"H will fit under 28½"H tables without reinforcing channels.

Tables with reinforcing channel

will reduce the available space by 1".

Table and Base Combinations

▶ Page 230

Table Leg Positions

▶ Page 232

Wiring and Cabling Accessories

▶ Page 500

Universal Tables, continued

Shipping

Palletizing streamlines unloading and staging of worksurfaces. Identical worksurfaces ordered on the same line item are packed on pallets containing 5-50 worksurfaces depending on worksurface size. Remaining worksurfaces are packed individually in cartons. If palletizing is not desired, order in quantities of four or less per line item. For maximum unload efficiency, utilize pallet handling equipment at job site whenever possible. Wood veneer worksurfaces cannot be palletized.

Hex conference tables 150"W or larger are shipped in two pieces. Tight-joint fasteners are supplied for proper assembly.

Bases for Universal Tables

Pedestal-base tables

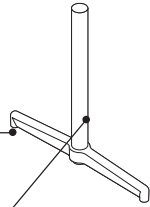
fill a variety of needs for conference and work tables in general offices, institutions, and educational work spaces. Tables and bases are ordered separately.

► Specifying, page 249

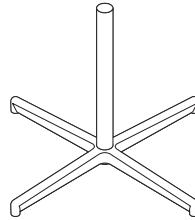
Adjustable leveling glides

allow tables to remain level when installed on uneven floors.

Column support includes a cylindrical steel column and a base with feet.

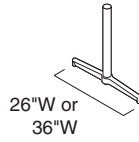


T-base

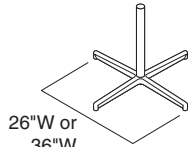


X-base

Product Details



26"W or 36"W



26"W or 36"W

Bases are available 26"W and 36"W and are 27⁹/₁₆"H.

Surface Materials

Column support

- Paint (standard)
- 8046 Polished Aluminum (option)

Base

- Paint (standard)
- 8046 Polished Aluminum (option)

Application Topics

Table and Base Combinations

► Page 230

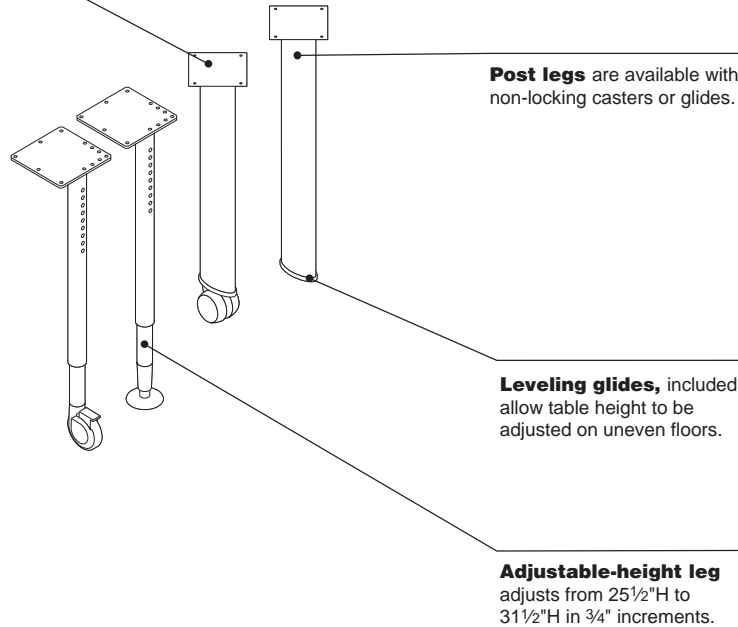
Shipping

Bases are shipped knocked down (K.D.) and will require assembly.

Legs for Universal Tables

Legs attach to a table to make it freestanding.
 ▶ Specifying, page 250

Alignment tab helps installers locate proper leg position under the table.



Product Details

Legs support tables at 28½"H overall, including table thickness.

Table legs are ordered separately and installed on site.

▶ See *Table and Leg Combinations*, page 231.

Table legs are non-handed to accommodate left- and right-hand applications.

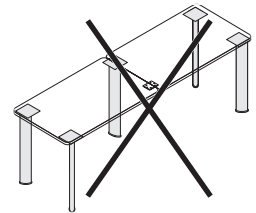


Table legs cannot be used in a shared application with two tables. Radius corners do not provide enough attachment space for leg plate. When a shared leg application is required, order Universal Systems Worksurfaces.

Single post legs can only be installed in a 45° orientation.
 ▶ See *Table Leg Positions*, page 232.



90° orientation



45° orientation

Legs installed in a 90° orientation allow for greater storage and kneespace below the worksurface.

Actual Dimensions

| | Adjustable-height leg | Post leg |
|--|-----------------------|----------|
| Height* (standard) | 25½"–31½" | 28½" |
| Glide range, for legs equipped with glides | ¾" | 5/8" |

*Height dimensions include the thickness of a table.

Table and Base Combinations

| | 26"W T-Base | 36"W T-Base | 26"W X-Base | 36"W X-Base |
|------------------------------|-----------------|-----------------|-----------------|-----------------|
| Straight Tables | | | | |
| 24"D x 36"W | | | 1 | |
| 30"D x 36"W-42"W | | | | 1 |
| 30"D x 48"W-78"W | 2 | | | |
| Capsule Tables | | | | |
| 24"D x 48"W | | | 2 | |
| 30"D x 60"W | 2 | | | |
| 36"D x 72"W | | | | |
| 42"D x 84"W | | 2 | | |
| 48"D x 96"W | | | | |
| Round Tables | | | | |
| 30" diameter | | | 1 | |
| 36" diameter | | | | |
| 42" diameter | | | | 1 |
| 48" diameter | | | | |
| 54" diameter | | | | |
| Square Tables | | | | |
| 30"D x 30"W | | | 1 | |
| 36"D x 36"W | | | | 1 |
| 42"D x 42"W | | | | |
| 48"D x 48"W | | 2 | | |
| 54"D x 54"W | | | | |
| Rectangle Tables | | | | |
| 36"D x 60"W | 2 | | | |
| 36"D x 66"W | | | | |
| 36"D x 72"W | | | | |
| 42"D x 84"W | | 2 | | |
| 48"D x 96"W | | | | |
| Oval Tables | | | | |
| 30"D x 42"W | | | 1 | |
| 36"D x 48"W | | | | 1 |
| 30"D x 60"W | 2 | | | |
| 36"D x 72"W | | | | |
| 42"D x 78"W | | | | |
| 48"D x 96"W | | 2 | | |
| Hex Conference Tables | | | | |
| 36"D x 60"W | 2 | | | |
| 36"D x 66"W | | | | |
| 36"D x 72"W | | | | |
| 42"D x 96"W | | 2 | | |
| 48"D x 120"W | | | | |
| 48"D x 150"W | | 3 | | |
| 48"D x 180"W | | | | |

1 = Number of bases to order.
Blank spaces in matrix designate table and base combinations that are not valid.

Table and Leg Combinations

Adjustable-Height Leg or Post Leg



| | |
|--|---|
| Straight Tables | ④ |
| Round Tables | ④ |
| Square Tables | ④ |
| Rectangle Tables | ④ |
| Spanner Tables | ④ |
| Capsule Tables | ④ |
| Peninsula Tables | ④ |
| Tapered Peninsula Tables | ④ |
| Oval Tables, up to 36"D x 72"W | ④ |
| <p><i>Tip: Oval tables 21"D x 42"W and 30"D x 42"W may only use legs with glides. Legs with casters may not be used on these table sizes.</i></p> | |

Tip: Oval tables 42"D x 72"W and larger, can only be supported with T-bases.

① = Number of legs to order.
 Blank spaces in matrix designate table and leg combinations that are not valid.

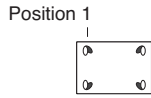
Table Leg Positions

For Use with Adjustable-Height Leg or Post Leg

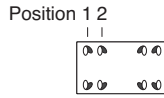
Table leg positions allow for slip-fit and nesting capabilities. Both 45° and 90° angled leg positions are available on most tables. However, certain tables accommodate either 45° or 90° angled positions only. Leg positions on the underside of tables are shown at right.

Legs installed in positions 1, 2, or 3 will vary in their distance from the worksurface edge:

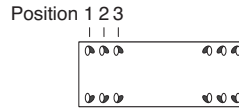
Position 1 is 3" from edge
Position 2 is 6" from edge
Position 3 is 9" from edge
Tip: Positions 2 and 3 are not available on every table.



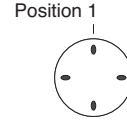
Straight Table
24"D x 30"W



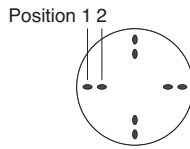
Straight Table
24"D x 36"W
30"D x 36"W
30"D x 42"W



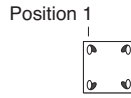
Straight Table
24"D x 48"W 30"D x 48"W
24"D x 54"W 30"D x 54"W
24"D x 60"W 30"D x 60"W
24"D x 66"W 30"D x 66"W
24"D x 72"W 30"D x 72"W
24"D x 78"W 30"D x 78"W



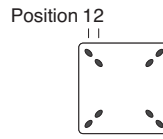
Round Table
30" Diameter
36" Diameter
42" Diameter
48" Diameter



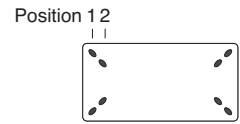
Round Table
54" Diameter



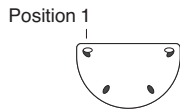
Square Table
24"D x 24"W
30"D x 30"W



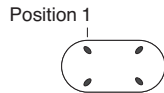
Square Table
36"D x 36"W
42"D x 42"W
48"D x 48"W
54"D x 54"W



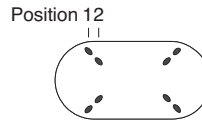
Rectangle Table



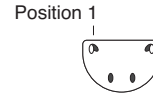
Spanner Table



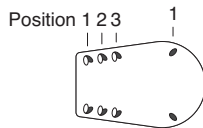
Capsule Table
24"D x 48"W
30"D x 60"W



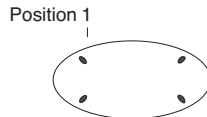
Capsule Table
36"D x 72"W
42"D x 84"W
48"D x 96"W



Peninsula Table



Tapered Peninsula Table

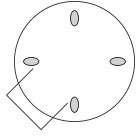


Oval Table
21"D x 42"W 30"D x 60"W
30"D x 42"W 36"D x 72"W
36"D x 48"W

Legend

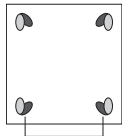
- ⊕ = Both 45° and 90°
- = Either 45° or 90°

Universal Leg Clearance Dimensions



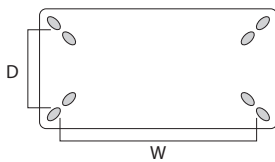
Round Worksurfaces

| Description | Style Number | Hole Position 1 | | Hole Position 2 | |
|-------------|--------------|-----------------------|----------|-----------------------|----------|
| | | Adjustable Height Leg | Post Leg | Adjustable Height Leg | Post Leg |
| 30" | BFR30 | 14.045" | 12.683" | N.A. | N.A. |
| 36" | BFR36 | 18.288" | 16.926" | N.A. | N.A. |
| 42" | BFR42 | 22.531" | 21.169" | N.A. | N.A. |
| 48" | BFR48 | 26.773" | 25.412" | N.A. | N.A. |
| 54" | BFR54 | 31.046" | 29.654" | 26.773" | 25.751" |



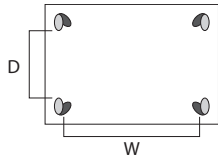
Square Worksurfaces

| Description | Style Number | Hole Position 1 | | Hole Position 2 | |
|-------------|---------------|-----------------------|----------|-----------------------|----------|
| | | Adjustable Height Leg | Post Leg | Adjustable Height Leg | Post Leg |
| 30" | BFRQ30 | 20.500" | 20.455" | 18.906" | 17.542" |
| 36" | BFRQ36 | 25.068" | 23.706" | 20.821" | 19.464" |
| 42" | BFRQ42 | 37.068" | 29.706" | 26.821" | 25.464" |
| 48" | BFRQ48 | 37.068" | 35.684" | 32.826" | 31.441" |
| 54" | BFRQ54 | 43.068" | 41.684" | 38.826" | 37.441" |



Rectangle Worksurfaces

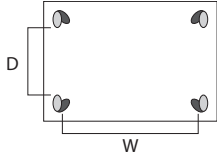
| Description | Style Number | Hole Position 1 | | | | Hole Position 2 | | | |
|-------------|-----------------|-----------------------|---------|----------|---------|-----------------------|---------|----------|---------|
| | | Adjustable Height Leg | | Post Leg | | Adjustable Height Leg | | Post Leg | |
| | | D | W | D | W | D | W | D | W |
| 30" x 60" | BFRR3660 | 25.068" | 49.068" | 23.684" | 47.684" | 20.821" | 44.826" | 19.441" | 43.441" |
| 36" x 66" | BFRR3666 | 25.068" | 55.068" | 23.684" | 53.684" | 20.821" | 50.826" | 19.441" | 49.441" |
| 42" x 72" | BFRR3672 | 25.068" | 61.068" | 23.684" | 59.684" | 20.821" | 56.826" | 19.441" | 55.441" |
| 48" x 84" | BFRR4284 | 32.568" | 73.068" | 29.684" | 71.684" | 26.821" | 68.826" | 25.441" | 67.441" |
| 54" x 96" | BFRR4896 | 37.068" | 85.068" | 35.684" | 83.684" | 32.826" | 80.826" | 31.441" | 79.441" |



Straight Worksurfaces (45° Slot)

| Description | Style Number | Hole Position 1 | | Hole Position 2 | | Hole Position 3 | |
|-------------|----------------|-------------------------|---------|-------------------------|---------|-------------------------|---------|
| | | Adjustable Height Leg D | W | Adjustable Height Leg D | W | Adjustable Height Leg D | W |
| 24" x 29¾" | BFS2430 | 14.915" | 18.656" | N.A. | N.A. | N.A. | N.A. |
| 24" x 35¾" | BFS2436 | 14.915" | 24.656" | 14.915" | 18.256" | N.A. | N.A. |
| 24" x 41¾" | BFS2442 | 14.915" | 30.656" | 14.915" | 24.256" | N.A. | N.A. |
| 24" x 47¾" | BFS2448 | 14.915" | 36.656" | 14.915" | 30.256" | 14.915" | 23.856" |
| 24" x 53¾" | BFS2454 | 14.915" | 42.656" | 14.915" | 36.256" | 14.915" | 29.856" |
| 24" x 59¾" | BFS2460 | 14.915" | 48.656" | 14.915" | 42.256" | 14.915" | 35.856" |
| 24" x 65¾" | BFS2466 | 14.915" | 54.656" | 14.915" | 48.256" | 14.915" | 41.856" |
| 24" x 71¾" | BFS2472 | 14.915" | 60.656" | 14.915" | 54.256" | 14.915" | 47.856" |
| 24" x 77¾" | BFS2478 | 14.915" | 66.656" | 14.915" | 60.256" | 14.915" | 53.856" |
| 30" x 35¾" | BFS3036 | 20.915" | 24.656" | 20.915" | 18.256" | N.A. | N.A. |
| 30" x 41¾" | BFS3042 | 20.915" | 30.656" | 20.915" | 24.256" | N.A. | N.A. |
| 30" x 47¾" | BFS3048 | 20.915" | 36.656" | 20.915" | 30.256" | 20.915" | 23.856" |
| 30" x 53¾" | BFS3054 | 20.915" | 42.656" | 20.915" | 36.256" | 20.915" | 29.856" |
| 30" x 59¾" | BFS3060 | 20.915" | 48.656" | 20.915" | 42.256" | 20.915" | 35.856" |
| 30" x 65¾" | BFS3066 | 20.915" | 54.656" | 20.915" | 48.256" | 20.915" | 41.856" |
| 30" x 71¾" | BFS3072 | 20.915" | 60.656" | 20.915" | 54.256" | 20.915" | 47.856" |
| 30" x 77¾" | BFS3078 | 20.915" | 66.656" | 20.915" | 60.256" | 20.915" | 53.856" |

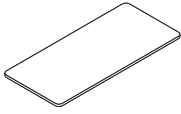
Universal Leg Clearance Dimensions, continued



| Straight Worksurfaces (90° Slot) | | | | | | | |
|----------------------------------|----------------|-------------------------|---------|-------------------------|---------|-------------------------|---------|
| Description | Style Number | Hole Position 1 | | Hole Position 2 | | Hole Position 3 | |
| | | Adjustable Height Leg D | W | Adjustable Height Leg D | W | Adjustable Height Leg D | W |
| 24" x 29¾" | BFS2430 | 14.255" | 20.250" | N.A. | N.A. | N.A. | N.A. |
| 24" x 35¾" | BFS2436 | 14.255" | 26.250" | 14.255" | 19.850" | N.A. | N.A. |
| 24" x 41¾" | BFS2442 | 14.255" | 32.250" | 14.255" | 25.850" | N.A. | N.A. |
| 24" x 47¾" | BFS2448 | 14.255" | 38.250" | 14.255" | 31.850" | 14.255" | 25.450" |
| 24" x 53¾" | BFS2454 | 14.255" | 44.250" | 14.255" | 37.850" | 14.255" | 31.450" |
| 24" x 59¾" | BFS2460 | 14.255" | 50.250" | 14.255" | 43.850" | 14.255" | 37.450" |
| 24" x 65¾" | BFS2466 | 14.255" | 56.250" | 14.255" | 49.850" | 14.255" | 43.450" |
| 24" x 71¾" | BFS2472 | 14.255" | 62.250" | 14.255" | 55.850" | 14.255" | 49.450" |
| 24" x 77¾" | BFS2478 | 14.255" | 68.250" | 14.255" | 61.850" | 14.255" | 55.450" |
| 30" x 35¾" | BFS3036 | 20.255" | 26.250" | 20.255" | 19.850" | N.A. | N.A. |
| 30" x 41¾" | BFS3042 | 20.255" | 32.250" | 20.255" | 25.850" | N.A. | N.A. |
| 30" x 47¾" | BFS3048 | 20.255" | 38.250" | 20.255" | 31.850" | 20.255" | 25.450" |
| 30" x 53¾" | BFS3054 | 20.255" | 44.250" | 20.255" | 37.850" | 20.255" | 31.450" |
| 30" x 59¾" | BFS3060 | 20.255" | 50.250" | 20.255" | 43.850" | 20.255" | 37.450" |
| 30" x 65¾" | BFS3066 | 20.255" | 56.250" | 20.255" | 49.850" | 20.255" | 43.450" |
| 30" x 71¾" | BFS3072 | 20.255" | 62.250" | 20.255" | 55.850" | 20.255" | 49.450" |
| 30" x 77¾" | BFS3078 | 20.255" | 68.250" | 20.255" | 61.850" | 20.255" | 55.450" |

Straight Tables

High-Pressure Laminate or Wood Veneer



| Standard Includes | Required to Specify |
|--|---|
| <ul style="list-style-type: none"> ▶ Need help? Product details, page 224 • Table: High-Pressure Laminate price group 1 or wood group 1 veneer • Laminate table: plastic 3 mm edge profile on all sides • Wood table: wood square 3 mm edge profile on all sides | <ul style="list-style-type: none"> 1 Style number with appropriate edge profile suffix <ul style="list-style-type: none"> ▶ SW Wood with square edge ▶ See edge profiles at right. 2 High-Pressure Laminate or wood color number for table 3 Plastic color number for edge on laminate table, if selected 4 Options, if selected (see below) ▶ See <i>Surface Materials</i>, page 252. |

For wood and laminate group 2 and 3 pricing, please refer to the electronic catalog or SmartTools.

| Options | U.S. Price | Required to Specify |
|---|------------|--|
| <p>Surface Materials</p> <p>High-Pressure Laminate tables</p> <ul style="list-style-type: none"> • Laminate price group 2 See information at left • Laminate price group 3 See information at left • Open Line laminate +\$102 plus cost of laminate <hr/> <p>Wood veneer tables</p> <ul style="list-style-type: none"> • Wood group 2 See information at left • Wood group 3 See information at left • Customiz stain No cost • Full-fill finish on wood group 1 Prices at right | | <ul style="list-style-type: none"> Specify laminate color number. Specify laminate color number. ▶ See <i>Surface Materials Reference Manual</i>. <hr/> <ul style="list-style-type: none"> Specify wood color number. Specify wood color number. Specify <i>with Customiz stain</i>. ▶ See <i>Surface Materials Reference Manual</i>. Specify full-fill finish number. |
| <p>Reinforcing Channel</p> <ul style="list-style-type: none"> • Reinforcing channel (available on 66"W and wider tables) | No cost | Specify <i>with reinforcing channel</i> . |
| <p>Related Products</p> <ul style="list-style-type: none"> • Bases for Universal Tables • Legs for Universal Tables • Worksurface power and communication components | | <ul style="list-style-type: none"> ▶ Page 249 ▶ Page 250 ▶ Page 497 |

Tip: Select the reinforcing channel option if the table will be supported by legs. Channels are not required if the table will be supported by T- or X-bases.

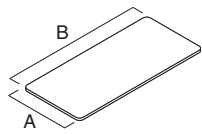
Tip: Bases and legs to support Universal Tables must be specified separately.

Tip: For base and leg support guidelines, ▶ See Table and Base Combinations, page 230 and Table and Leg Combinations, page 231.





For Canadian Pricing
 Multiply U.S. Price by the Canadian price factor.
 ▶ See page 1 for details.

Tip: To specify 3 mm edge profile, no suffix is required. For other edge profiles, add suffix to the style number. (For example, BFS2430 becomes BFS2430SW for wood square edge profile.)



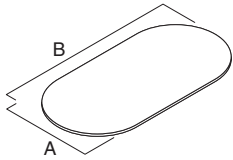
Specification Information

| • Dimensions A B | | • Style Number | U.S. Base Prices | | • Option (Add \$ to Base Price) |
|---------------------|----------------------------------|-------------------|---|---|---------------------------------------|
| | | | High-Pressure Laminate | Wood | |
| | | |  |  | |
| | | | • Plastic 3 mm Edge | • Wood Square Edge | |
| | | | • No Suffix | • Suffix SW | • Full-Fill Finish on Wood Group 1 |
| 24" | 29 ³ / ₄ " | BFS2430 | \$361 | \$1151 | +\$55 |
| 24" | 35 ³ / ₄ " | BFS2436 | \$385 | \$1185 | +\$56 |
| 24" | 41 ³ / ₄ " | BFS2442 | \$415 | \$1316 | +\$62 |
| 24" | 47 ³ / ₄ " | BFS2448 | \$491 | \$1426 | +\$63 |
| 24" | 53 ³ / ₄ " | BFS2454 | \$528 | \$1472 | +\$66 |
| 24" | 59 ³ / ₄ " | BFS2460 | \$567 | \$1619 | +\$73 |
| 24" | 65 ³ / ₄ " | BFS2466 | \$623 | \$1707 | +\$75 |
| 24" | 71 ³ / ₄ " | BFS2472 | \$704 | \$1813 | +\$77 |
| 24" | 77 ³ / ₄ " | BFS2478 | \$768 | \$1908 | +\$78 |
| 30" | 35 ³ / ₄ " | BFS3036 | \$532 | \$1393 | +\$59 |
| 30" | 41 ³ / ₄ " | BFS3042 | \$576 | \$1530 | +\$63 |
| 30" | 47 ³ / ₄ " | BFS3048 | \$637 | \$1627 | +\$66 |
| 30" | 53 ³ / ₄ " | BFS3054 | \$682 | \$1696 | +\$69 |
| 30" | 59 ³ / ₄ " | BFS3060 | \$734 | \$1846 | +\$75 |
| 30" | 65 ³ / ₄ " | BFS3066 | \$790 | \$1939 | +\$77 |
| 30" | 71 ³ / ₄ " | BFS3072 | \$856 | \$2037 | +\$78 |
| 30" | 77 ³ / ₄ " | BFS3078 | \$929 | \$2133 | +\$81 |
| : | : | : | : | : | : |

 **For Canadian Pricing**
 Multiply U.S. Price by the Canadian price factor.
 ▶ See page 1 for details.

Capsule Tables

High-Pressure Laminate or Wood Veneer



| Standard Includes | Required to Specify |
|---|--|
| <ul style="list-style-type: none"> ▶ Need help? Product details, page 224 • Tables: High-Pressure Laminate price group 1 or wood group 1 veneer • Laminate table: plastic 3 mm edge profile on all sides • Wood table: wood square 3 mm edge profile on all sides | <ul style="list-style-type: none"> 1 Style number with appropriate edge profile suffix SW Wood with square edge ▶ See edge profiles below. 2 High-Pressure Laminate or wood color number for table 3 Plastic color number for edge on laminate table, if selected 4 Options, if selected (see below) ▶ See <i>Surface Materials</i>, page 252. |


For wood and laminate group 2 and 3 pricing, please refer to the electronic catalog or SmartTools.

Tip: Select the reinforcing channel option if the table will be supported by legs. Channels are not required if the table will be supported by T- or X-bases.

Tip: Bases and legs to support Universal Tables must be specified separately.

Tip: For base and leg support guidelines, ▶ See Table and Base Combinations, page 230 and Table and Leg Combinations, page 231.

| Options | U.S. Price | Required to Specify |
|--|---|---|
| Surface Materials <ul style="list-style-type: none"> • High-Pressure Laminate tables • Laminate price group 2 • Laminate price group 3 • Open Line laminate | <ul style="list-style-type: none"> See information at left See information at left +\$102 plus cost of laminate | <ul style="list-style-type: none"> Specify laminate color number. Specify laminate color number. ▶ See <i>Surface Materials Reference Manual</i>. |
| <ul style="list-style-type: none"> • Wood veneer tables • Wood group 2 • Wood group 3 • Customiz stain | <ul style="list-style-type: none"> See information at left See information at left No cost | <ul style="list-style-type: none"> Specify wood color number. Specify wood color number. Specify with <i>Customiz stain</i>. ▶ See <i>Surface Materials Reference Manual</i>. Specify full-fill finish number. |
| <ul style="list-style-type: none"> • Full-fill finish on wood group 1 | <ul style="list-style-type: none"> Prices below | |
| Reinforcing Channel <ul style="list-style-type: none"> • Reinforcing channel (available on 66"W and wider tables) | <ul style="list-style-type: none"> No cost | <ul style="list-style-type: none"> Specify with <i>reinforcing channel</i>. |
| Related Products <ul style="list-style-type: none"> • Bases for Universal Tables • Legs for Universal Tables • Worksurface power and communication components | | <ul style="list-style-type: none"> ▶ Page 249 ▶ Page 250 ▶ Page 497 |

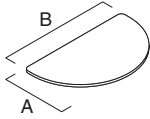
| | | Specification Information | | |
|-------------------|----------------|---------------------------|--------|---|
| | | U.S. Base Prices | | Option (Add \$ to Base Price) |
| Dimensions A B | Style Number | High-Pressure Laminate | Wood | |
| | | | |  • Plastic 3 mm Edge No Suffix |
| 24" 48" | BFK2448 | \$ 840 | N.A. | N.A. |
| 30" 60" | BFK3060 | \$ 943 | N.A. | N.A. |
| 36" 72" | BFK3672 | \$1129 | \$3211 | +\$134 |
| 42" 84" | BFK4284 | \$1704 | \$3560 | +\$141 |
| 48" 96" | BFK4896 | \$2018 | \$3908 | +\$145 |



For Canadian Pricing
 Multiply U.S. Price by the Canadian price factor.
 ▶ See page 1 for details.

Spanner Tables

High-Pressure Laminate or Wood Veneer





| Standard Includes | | Required to Specify |
|--|--|---|
| <ul style="list-style-type: none"> ▶ Need help? Product details, page 224 | <ul style="list-style-type: none"> • Table: High-Pressure Laminate price group 1 or wood group 1 veneer • Laminate table: plastic 3 mm edge profile on all sides • Wood table: wood square 3 mm edge profile on all sides | <ol style="list-style-type: none"> 1 Style number with appropriate edge profile suffix 2 High-Pressure Laminate or wood color number for table 3 Plastic color number for edge on laminate table, if selected 4 Options, if selected (see below) <p>▶ See <i>Surface Materials</i>, page 252.</p> |

For wood and laminate group 2 and 3 pricing, please refer to the electronic catalog or SmartTools.

| Options | U.S. Price | Required to Specify |
|---|---|---|
| Surface Materials High-Pressure Laminate tables <ul style="list-style-type: none"> • Laminate price group 2 • Laminate price group 3 • Open Line laminate | See information at left See information at left +\$102 plus cost of laminate | Specify laminate color number. Specify laminate color number. ▶ See <i>Surface Materials Reference Manual</i> . |
| Wood veneer tables <ul style="list-style-type: none"> • Wood group 2 • Wood group 3 • Customiz stain | See information at left See information at left No cost | Specify wood color number. Specify wood color number. Specify with <i>Customiz stain</i> . ▶ See <i>Surface Materials Reference Manual</i> . Specify full-fill finish number. |
| <ul style="list-style-type: none"> • Full-fill finish on wood group 1 | Prices below | |
| Related Products <ul style="list-style-type: none"> • Legs for Universal Tables • Worksurface power and communication components | | ▶ Page 250 ▶ Page 497 |

Tip: Legs to support Universal Tables must be specified separately.

Tip: For leg and support guidelines, ▶ See Table and Leg Combinations, page 231.

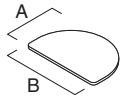
| Specification Information | | | | | |
|---------------------------|-----|---------------|---|--|----------------------------------|
| Dimensions A B | | Style Number | U.S. Base Prices | | Option (Add \$ to Base Price) |
| | | | High-Pressure Laminate | Wood | |
| | | |  • Plastic 3 mm Edge No Suffix |  • Wood Square Edge Suffix SW | Full-Fill Finish on Wood Group 1 |
| 30" | 48" | BFSP48 | \$737 | \$1832 | +\$88 |
| 30" | 52" | BFSP52 | \$785 | \$1832 | +\$96 |
| 36" | 60" | BFSP60 | \$824 | \$2269 | +\$97 |
| 36" | 64" | BFSP64 | \$868 | \$2270 | +\$98 |

Tip: To specify 3 mm edge profile, no suffix is required. For other edge profiles, add suffix to the style number. (For example, BFSP48 becomes BFSP48SW for wood square edge profile.)

For Canadian Pricing
 Multiply U.S. Price by the Canadian price factor.
 ▶ See page 1 for details.

Peninsula Table

High-Pressure Laminate or Wood Veneer



| Standard Includes | | Required to Specify |
|--|---|--|
| <ul style="list-style-type: none"> ▶ Need help? Product details, page 224 | <ul style="list-style-type: none"> • Tables: High-Pressure Laminate price group 1 or wood group 1 veneer • Laminate table: plastic 3 mm edge profile on all sides • Wood table: wood square 3 mm edge profile on all sides | <ol style="list-style-type: none"> 1 Style number with appropriate edge profile suffix <ul style="list-style-type: none"> SW Wood with square edge ▶ See edge profiles below. 2 High-Pressure Laminate or wood color number for table 3 Plastic color number for edge on laminate table, if selected 4 Options, if selected (see below) ▶ See <i>Surface Materials</i>, page 252. |

For wood and laminate group 2 and 3 pricing, please refer to the electronic catalog or SmartTools.

| Options | U.S. Price | Required to Specify |
|---|---|--|
| Surface Materials <ul style="list-style-type: none"> • High-Pressure Laminate tables <ul style="list-style-type: none"> • Laminate price group 2 • Laminate price group 3 • Open Line laminate • Wood veneer tables <ul style="list-style-type: none"> • Wood group 2 • Wood group 3 • Customiz stain • Full-fill finish on wood group 1 | <ul style="list-style-type: none"> • See information at left • See information at left +\$102 plus cost of laminate • See information at left • See information at left No cost • Prices below | <ul style="list-style-type: none"> • Specify laminate color number. • Specify laminate color number. ▶ See <i>Surface Materials Reference Manual</i>. • Specify wood color number. • Specify wood color number. Specify with <i>Customiz stain</i>. ▶ See <i>Surface Materials Reference Manual</i>. • Specify full-fill finish number. |
| Related Products <ul style="list-style-type: none"> • Legs for Universal Tables | | ▶ Page 250 |

Tip: Legs to support Universal Tables must be specified separately.

Tip: For leg and support guidelines, ▶ See Table and Leg Combinations, page 231.

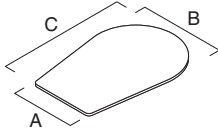
| Specification Information | | | | | |
|---------------------------|-----|----------------|------------------------|--------|-------------------------------|
| Dimensions | | Style Number | U.S. Base Prices | | Option (Add \$ to Base Price) |
| A | B | | High-Pressure Laminate | Wood | |
| 27" | 36" | BFP2736 | \$719 | \$1707 | +\$86 |

Tip: To specify 3 mm edge profile, no suffix is required. For other edge profiles, add suffix to the style number. (For example, BFSP48 becomes BFSP48SW for wood square edge profile.)

For Canadian Pricing
 Multiply U.S. Price by the Canadian price factor.
 ▶ See page 1 for details.

Tapered Peninsula Tables

High-Pressure Laminate or Wood Veneer



| Standard Includes | Required to Specify |
|--|--|
| <ul style="list-style-type: none"> ▶ Need help? Product details, page 224 • Table: High-Pressure Laminate price group 1 or wood group 1 veneer • Laminate table: plastic 3 mm edge profile on all sides • Wood table: wood square 3 mm edge profile on all sides | <ol style="list-style-type: none"> 1 Style number with appropriate edge profile suffix 2 High-Pressure Laminate or wood color number for table 3 Plastic color number for edge on laminate table, if selected 4 Options, if selected (see below) <ul style="list-style-type: none"> ▶ See <i>Surface Materials</i>, page 252. |

For wood and laminate group 2 and 3 pricing, please refer to the electronic catalog or SmartTools.

| Options | U.S. Price | Required to Specify |
|---|---|---|
| Surface Materials High-Pressure Laminate tables <ul style="list-style-type: none"> • Laminate price group 2 • Laminate price group 3 • Open Line laminate | See information at left See information at left +\$102 plus cost of laminate | Specify laminate color number. Specify laminate color number. ▶ See <i>Surface Materials Reference Manual</i> . |
| Wood veneer tables <ul style="list-style-type: none"> • Wood group 2 • Wood group 3 • Customiz stain | See information at left See information at left No cost | Specify wood color number. Specify wood color number. Specify with <i>Customiz stain</i> . ▶ See <i>Surface Materials Reference Manual</i> . Specify full-fill finish number. |
| <ul style="list-style-type: none"> • Full-fill finish on wood group 1 | Prices below | |

| Related Products | |
|---|--|
| <ul style="list-style-type: none"> • Legs for Universal Tables • Worksurface power and communication components | <ul style="list-style-type: none"> ▶ Page 250 ▶ Page 497 |

Tip: Legs to support Universal Tables must be specified separately.

Tip: For leg and support guidelines, ▶ See Table and Leg Combinations, page 231.

Specification Information

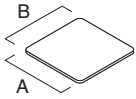
| | | U.S. Base Prices | | | |
|-------------|---------------|------------------------|------------------|--------|----------------------------------|
| | | High-Pressure Laminate | | Wood | |
| | | Plastic 3 mm Edge | Wood Square Edge | | |
| | | No Suffix | Suffix SW | | |
| | | | | | Option (Add \$ to Base Price) |
| | | | | | Full-Fill Finish on Wood Group 1 |
| Dimensions | Style Number | Plastic 3 mm Edge | Wood Square Edge | Option | |
| A B C | | | | | |
| 27" 32" 48" | BFTP48 | \$1005 | \$2308 | +\$78 | |
| 33" 40" 60" | BFTP60 | \$1026 | \$2397 | +\$85 | |

Tip: To specify 3 mm edge profile, no suffix is required. For other edge profiles, add suffix to the style number. (For example, BFSP48 becomes BFSP48SW for wood square edge profile.)

For Canadian Pricing
 Multiply U.S. Price by the Canadian price factor.
 ▶ See page 1 for details.

Square Tables

High-Pressure Laminate or Wood Veneer



| Standard Includes | Required to Specify |
|--|---|
| <ul style="list-style-type: none"> ▶ Need help? Product details, page 224 • Table: High-Pressure Laminate price group 1 or wood group 1 veneer • Laminate table: plastic 3 mm edge profile on all sides • Wood table: wood square 3 mm edge profile on all sides | <ol style="list-style-type: none"> 1 Style number with appropriate edge profile suffix 2 High-Pressure Laminate or wood color number for table 3 Plastic color number for edge on laminate table, if selected 4 Options, if selected (see below) <p>▶ See <i>Surface Materials</i>, page 252.</p> |

For wood and laminate group 2 and 3 pricing, please refer to the electronic catalog or SmartTools.

| Options | U.S. Price | Required to Specify |
|--|---|---|
| Surface Materials | | |
| High-Pressure Laminate tables | | |
| <ul style="list-style-type: none"> • Laminate price group 2 • Laminate price group 3 • Open Line laminate | See information at left See information at left +\$102 plus cost of laminate | Specify laminate color number. Specify laminate color number. ▶ See <i>Surface Materials Reference Manual</i> . |
| Wood veneer tables | | |
| <ul style="list-style-type: none"> • Wood group 2 • Wood group 3 • Customiz stain | See information at left See information at left No cost | Specify wood color number. Specify wood color number. Specify with <i>Customiz stain</i> . ▶ See <i>Surface Materials Reference Manual</i> . Specify full-fill finish number. |
| <ul style="list-style-type: none"> • Full-fill finish on wood group 1 | Prices below | |

Tip: Bases and legs to support Universal Tables must be specified separately.

| Related Products | U.S. Price | Required to Specify |
|---|------------|--|
| <ul style="list-style-type: none"> • Bases for Universal Tables • Legs for Universal Tables • Worksurface power and communication components | | ▶ Page 249 ▶ Page 250 ▶ Page 497 |

Tip: For base and leg support guidelines, ▶ See Table and Base Combinations, page 230 and Table and Leg Combinations, page 231.

Specification Information

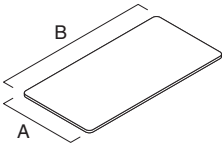
| • Dimensions A B | • Style Number | • U.S. Base Prices | | • Option (Add \$ to Base Price) |
|---------------------|-------------------|-------------------------------------|--------------------------|---|
| | | • High-Pressure Laminate Edge | • Wood Square Edge | |
| | | • Plastic 3 mm Edge | • Wood Square Edge | • Option (Add \$ to Base Price) |
| | | • No Suffix | • Suffix SW | • Full-Fill Finish on Wood Group 1 |
| 24" | 24" | BFRQ24 | \$ 340 | N.A. |
| 30" | 30" | BFRQ30 | \$ 500 | \$1380 +\$56 |
| 36" | 36" | BFRQ36 | \$ 705 | N.A. |
| 42" | 42" | BFRQ42 | \$ 778 | \$1879 +\$69 |
| 48" | 48" | BFRQ48 | \$ 855 | \$2080 +\$77 |
| 54" | 54" | BFRQ54 | \$1026 | \$2327 +\$81 |
| ⋮ | ⋮ | ⋮ | ⋮ | ⋮ |

Tip: To specify 3 mm edge profile, no suffix is required. For other edge profiles, add suffix to the style number. (For example, BFRQ48 becomes BFRQ48SW for wood square edge profile.)

For Canadian Pricing
 Multiply U.S. Price by the Canadian price factor.
 ▶ See page 1 for details.

Rectangle Tables

High-Pressure Laminate or Wood Veneer



| Standard Includes | | Required to Specify |
|--|--|--|
| <ul style="list-style-type: none"> ▶ Need help? Product details, page 224 | <ul style="list-style-type: none"> • Table: High-Pressure Laminate price group 1 or wood group 1 veneer • Laminate table: plastic 3 mm edge profile on all sides • Wood table: wood square 3 mm edge profile on all sides | <ol style="list-style-type: none"> 1 Style number with appropriate edge profile suffix <ul style="list-style-type: none"> • SW Wood with square edge ▶ See edge profiles below. 2 High-Pressure Laminate or wood color number for table 3 Plastic color number for edge on laminate table, if selected 4 Options, if selected (see below) ▶ See <i>Surface Materials</i>, page 252. |

For wood and laminate group 2 and 3 pricing, please refer to the electronic catalog or SmartTools.

| Options | U.S. Price | Required to Specify |
|---|---|---|
| Surface Materials <ul style="list-style-type: none"> • High-Pressure Laminate tables <ul style="list-style-type: none"> • Laminate price group 2 • Laminate price group 3 • Open Line laminate • Wood veneer tables <ul style="list-style-type: none"> • Wood group 2 • Wood group 3 • Customiz stain • Full-fill finish on wood group 1 | <ul style="list-style-type: none"> • See information at left • See information at left +\$102 plus cost of laminate • See information at left • See information at left • No cost • See information at left • See information at left • No cost | <ul style="list-style-type: none"> • Specify laminate color number. • Specify laminate color number. ▶ See <i>Surface Materials Reference Manual</i>. • Specify wood color number. • Specify wood color number. • Specify with <i>Customiz stain</i>. ▶ See <i>Surface Materials Reference Manual</i>. • Specify full-fill finish number. |
| Reinforcing Channel <ul style="list-style-type: none"> • Reinforcing channel (available on 66"W and wider tables) | <ul style="list-style-type: none"> • No cost | <ul style="list-style-type: none"> • Specify with <i>reinforcing channel</i>. |
| Related Products <ul style="list-style-type: none"> • Bases for Universal Tables • Legs for Universal Tables • Worksurface power and communication components | | <ul style="list-style-type: none"> ▶ Page 249 ▶ Page 250 ▶ Page 497 |

Tip: Select the reinforcing channel option if the table will be supported by legs. Channels are not required if the table will be supported by T- or X-bases.

Tip: Bases and legs to support Universal Tables must be specified separately.

Tip: For base and leg support guidelines, ▶ See *Table and Base Combinations*, page 230 and *Table and Leg Combinations*, page 231.

Tip: To specify 3 mm edge profile, no suffix is required. For other edge profiles, add suffix to the style number. (For example, BFRR3672 becomes BFRR3672SW for wood square edge profile.)

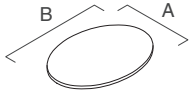
| Specification Information | | U.S. Base Prices | | |
|---------------------------|-----------------|------------------------|------------------|----------------------------------|
| Dimensions A B | Style Number | High-Pressure Laminate | | Wood |
| | | Plastic 3 mm Edge | Wood Square Edge | Option |
| | | No Suffix | Suffix SW | (Add \$ to Base Price) |
| | | | | Full-Fill Finish on Wood Group 1 |
| 36" 60" | BFRR3660 | \$ 997 | N.A. | N.A. |
| 36" 66" | BFRR3666 | \$1058 | N.A. | N.A. |
| 36" 72" | BFRR3672 | \$1129 | \$3315 | +\$137 |
| 42" 84" | BFRR4284 | \$1704 | \$3571 | +\$141 |
| 48" 96" | BFRR4896 | \$2018 | \$3668 | +\$145 |



For Canadian Pricing
 Multiply U.S. Price by the Canadian price factor.
 ▶ See page 1 for details.

Oval Tables

High-Pressure Laminate



For laminate group 2 and 3 pricing, please refer to the electronic catalog or SmartTools.

Tip: Bases and legs to support Universal Tables must be specified separately.

Tip: For base and leg support guidelines, see Table and Base Combinations, page 230 and Table and Leg Combinations, page 231.

| Standard Includes | | Required to Specify |
|-------------------|--|---------------------|
|-------------------|--|---------------------|

| | | |
|--|--|---|
| <ul style="list-style-type: none"> ▶ Need help? Product details, page 224 | <ul style="list-style-type: none"> • Tables: High-Pressure Laminate price group 1 • Laminate table: plastic 3 mm edge profile on all sides | <ol style="list-style-type: none"> 1 Style number ▶ See edge profiles below. 2 High-Pressure Laminate color number for table 3 Plastic color number for edge on laminate table 4 Options, if selected (see below) ▶ See <i>Surface Materials</i>, page 252. |
|--|--|---|

| Options | U.S. Price | Required to Specify |
|---------|------------|---------------------|
|---------|------------|---------------------|

| | | |
|--|---|---|
| Surface Materials <ul style="list-style-type: none"> • High-Pressure Laminate tables • Laminate price group 2 • Laminate price group 3 • Open Line laminate | See information at left See information at left +\$102 plus cost of laminate | Specify laminate color number. Specify laminate color number. ▶ See <i>Surface Materials Reference Manual</i> . |
|--|---|---|

| | |
|---|--------------------------|
| Related Products <ul style="list-style-type: none"> • Bases for Universal Tables • Legs for Universal Tables | ▶ Page 249 ▶ Page 250 |
|---|--------------------------|

Specification Information

U.S. Base Price High-Pressure Laminate

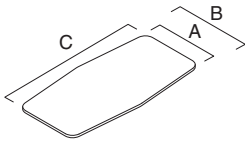


| Dimensions A B | Style Number | Plastic 3 mm Edge | U.S. Base Price |
|-------------------|-----------------|-------------------------|-----------------|
| 21" 42" | BEL2142 | | \$ 752 |
| 30" 42" | BEL3042 | | \$ 820 |
| 36" 48" | BEL3648 | | \$ 900 |
| 30" 60" | BEL3060 | | \$1102 |
| 36" 72" | BEL3672 | | \$1129 |
| 42" 78" | BEL4278 | | \$1681 |
| 48" 96" | BEL4896 | | \$2018 |

For Canadian Pricing
 Multiply U.S. Price by the Canadian price factor.
 ▶ See page 1 for details.

Hex Conference Tables

High-Pressure Laminate



Tip: Hex conference tables 150"W or larger are shipped in two pieces. Tight-joint fasteners are supplied for proper assembly.

For laminate group 2 and 3 pricing, please refer to the electronic catalog or SmartTools.

Tip: Bases to support Universal Tables must be specified separately.

Tip: For base support guidelines, see Table and Leg Combinations, page 231.

Standard Includes

▶ Need help? Product details, page 224

- Tables: High-Pressure Laminate price group 1
- Laminate table: plastic 3 mm edge profile on all sides
- Reinforcing channels, for tables 120"W or wider
- Tight-joint fasteners for tables 150"W or wider

Required to Specify

- 1 Style number
 - 2 High-Pressure Laminate color number for table
 - 3 Plastic color number for edge on laminate table
 - 4 Options, if selected (see below)
- ▶ See *Surface Materials*, page 252.

Options

Surface Materials

High-Pressure Laminate tables

- Laminate price group 2 See information at left
- Laminate price group 3 See information at left
- Open Line laminate +\$102 plus cost of laminate

Required to Specify

- Specify laminate color number.
 - Specify laminate color number.
- ▶ See *Surface Materials Reference Manual*.

Related Products

- Bases for Universal Tables

▶ Page 249

Specification Information

U.S. Base Prices High-Pressure Laminate



Dimensions

A B C

Style

Number

Plastic

3 mm Edge

| | | | | |
|-----|-----|------|------------------|--------|
| 30" | 36" | 60" | BHEX3660 | \$ 997 |
| 30" | 36" | 66" | BHEX3666 | \$1058 |
| 30" | 36" | 72" | BHEX3672 | \$1129 |
| 36" | 42" | 96" | BHEX4296 | \$1930 |
| 38" | 48" | 120" | BHEX48120 | \$4663 |
| 38" | 48" | 150" | BHEX48150 | \$6810 |
| 38" | 48" | 180" | BHEX48180 | \$7082 |
| . | . | . | . | . |



For Canadian Pricing

Multiply U.S. Price by the Canadian price factor.

▶ See page 1 for details.

Bases for Universal Tables

| Standard Includes | | Required to Specify |
|--|---|--|
| <ul style="list-style-type: none"> ▶ Need help? Product details, page 227 | <ul style="list-style-type: none"> • Column: paint • Base: paint • Adjustable leveling glides: black plastic | <ol style="list-style-type: none"> 1 Style number 2 Paint color number for column 3 Paint color number for base 4 Options, if selected (see below) <ul style="list-style-type: none"> ▶ See <i>Surface Materials</i>, page 252. |

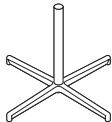
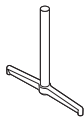
| Options | U.S. Price | Required to Specify |
|--|---|--|
| Surface Materials Base <ul style="list-style-type: none"> • Paint price group 1 • Paint price group 2 • Paint price group 3 • Polished Aluminum column and base • Polished Aluminum base with painted column | No cost +\$ 28 +\$ 51 +\$237 +\$237 | Specify paint color number Specify paint color number. Specify paint color number. Specify with <i>8046 Polished Aluminum column and base</i> . Specify with <i>8046 Polished Aluminum base only</i> and select paint color number for column. |

Tip: When specifying a 8046 Polished Aluminum base only, specify a paint color number for the column.

| Specification Information | | | |
|---------------------------|-----------------|--------------|-----------------|
| Width | Column Diameter | Style Number | U.S. Base Price |

| T-Bases | | | |
|---------|--------|-------------|-------|
| 26" | 2 1/4" | BT26 | \$471 |
| 36" | 2 1/4" | BT36 | \$582 |

| X-Bases | | | |
|---------|--------|-------------|-------|
| 26" | 2 1/4" | BX26 | \$531 |
| 36" | 2 1/4" | BX36 | \$685 |



 **For Canadian Pricing**
 Multiply U.S. Price by the Canadian price factor.
 ▶ See page 1 for details.

Legs for Universal Tables

Adjustable-Height Legs

Tip: Corner tables require a leg in the back corner. Be sure to order fifth leg if specifying a package of four.

Tip: See Table and Leg Combinations page for number of legs required per table.
▶ Page 231

Tip: Dimensions listed are nominal and include the thickness of a table.



| Standard Includes | | Required to Specify |
|--|---|--|
| ▶ Need help? Product details, page 228 | <ul style="list-style-type: none"> Table legs: paint Glides, if selected: paint to match legs Locking casters, if selected: paint to match legs Attachment hardware | 1 Style number 2 Paint color number for leg 3 Options, if selected (see below) ▶ See <i>Surface Materials</i> , page 252. |

| Options | U.S. Price | Required to Specify |
|---|--------------------------|--|
| Surface Materials <ul style="list-style-type: none"> Paint price group 1 Paint price group 2 | No cost +\$29 per leg | Specify paint color number. Specify paint color number. |

Specification Information

| Planning Height | Style Number | U.S. Base Price | Planning Height | Style Number | U.S. Base Price |
|--|--------------|-----------------|--|--------------|-----------------|
| Adjustable-Height Leg with Glide | | | Package of Four Adjustable-Height Legs with Glides | | |
| 25½"–31½" | BADJ | \$328 | 25½"–31½" | BADJ4 | \$1312 |
| Adjustable-Height Leg with Caster | | | Package of Four Adjustable-Height Legs with Casters | | |
| 25½"–31½" | BADJC | \$365 | 25½"–31½" | BADJ4C | \$1460 |



For Canadian Pricing
 Multiply U.S. Price by the Canadian price factor.
 ▶ See page 1 for details.

Post Legs

With Alignment Tab

Tip: See Table and Leg Combinations page for number of legs required per worksurface.

▶ Page 231

Tip: Corner tables require a leg in the back corner. Be sure to order fifth leg if specifying a package of four.

Tip: Height dimensions listed are nominal and include the thickness of a table.



| Standard Includes | Required to Specify |
|---|---|
| <ul style="list-style-type: none"> ▶ Need help? Product details, page 228 • Table legs: paint • Attachment hardware • Non-locking caster, if selected: black plastic only | <ul style="list-style-type: none"> 1 Style number 2 Paint color number for legs. 3 Options, if selected (see below) ▶ See <i>Surface Materials</i>, page 252. |

| Options | U.S. Price | Required to Specify |
|--|---|---|
| Surface Materials <ul style="list-style-type: none"> • Paint price group 1 • Paint price group 2 • Paint price group 3 | No cost +\$29 per leg +\$51 per leg | Specify paint color number. Specify paint color number. Specify paint color number. |

Specification Information

| Planning Height | Style Number | U.S. Base Price | Planning Height | Style Number | U.S. Base Price |
|-----------------|--------------|-----------------|-----------------|--------------|-----------------|
|-----------------|--------------|-----------------|-----------------|--------------|-----------------|

| Post Leg with Glide | | |
|---------------------|------------|-------|
| 28½" | BPL | \$214 |
| | | |

| Package of Four Post Legs with Glides | | |
|---------------------------------------|-------------|-------|
| 28½" | BPL4 | \$856 |
| | | |

| Post Leg with Caster | | |
|----------------------|-------------|-------|
| 28½" | BPLC | \$240 |
| | | |

| Package of Four Post Legs with Casters | | |
|--|--------------|-------|
| 28½" | BPL4C | \$960 |
| | | |

For Canadian Pricing
 Multiply U.S. Price by the Canadian price factor.
 ▶ See page 1 for details.

Surface Materials

Resources

For more information about surface materials, refer to the following resources:

Additional surface materials specification tools are available to assist you in the specification process—the Surface Materials Binders.

The global surface materials palette is a core collection of finishes that is available across multiple geographies (Americas/EMEA – Europe, Middle East, and Africa/APAC – Asia Pacific) and on global product lines, where applicable. For a list of finishes included in the offering, see the *Surface Materials Reference Manual*. Additional details, like product approvals by geography and finish number conversions, can also be found in the *Surface Materials Reference Manual* or see steelcase.com/surface-materials.

Surface Materials Binders

- *Surface Materials Reference Manual*
- A complete set of swatch cards for hard surfaces, vertical surface fabrics, and seating upholstery

Paint

Tip: All products may not be available in all colors listed below.

- ▶ See page 255 for an overview of the paint colors available on each component.

Steelcase Surfaces

Price Group 1

Smooth Paint

- 4238 Mocha
- 4239 Clay
- 4240 Chalk
- 4242 Milk

Textured Paint

- 7207 Black
- 7225 Sand
- 7237 Slate **E**
- 7238 Fieldstone
- 7239 Midnight
- 7241 Arctic White
- 7243 Seagull
- 7250 Sterling Dark Solid
- 7360 Merle

Price Group 2

Smooth Metallic Paint

- 4743 Mineral Metallic
- 4750 Champagne Metallic
- 4798 Sterling Metallic
- 4799 Platinum Metallic
- 4803 Near Black Metallic

Smooth Paint

- 4700 Warm White

Textured Metallic Paint

- 7245 Carbon Metallic
- 7246 Midnight Metallic

Price Group 3

Accent Paint

- 1ATG Rose Quartz
- 4AV3 Blue Jay
- 4AV4 Baltic
- 4AX1 Citron
- 4AY2 Chili
- 4AZ5 Marlin
- 4CL1 Dark Olivine
- 4CL2 Ice Blue
- 4CL3 Aura
- 4CL4 Sea Glass
- 4CL5 Light Matcha
- 4CL6 Terra
- 4CL7 Sandstone
- 4CL8 Smokey Plum
- 4CZ5 Honey
- 4CZ6 Lagoon
- 4CZ8 Light Peacock

Coatings

- 1ATT Cast Shadow

Lux Coatings

- 4B20 Obsidian
- 4B22 Matte Brass
- 4B23 Burnished Bronze
- 4B24 Night Bronze
- 4B25 Matte Copper
- 4B26 Smoked Mica
- 4B29 Cast Iron

Tip: Not all Price Group 3 paints are available on adjustable-height worksurface bases.

Custom Surfaces

Price Group 3

PerfectMatch

PerfectMatch is a service that allows you to create your own paint color. Refer to the *Surface Materials Reference Manual* for more information about this program.

Tip: Not all Price Group 3 paints are available on adjustable-height worksurface bases.

Accessory Paint

Steelcase Surfaces

Applies to:

- Adjustable-height leg with glides
 - Universal table bases
- 4140 Arctic White Gloss
 - 4144 Black Gloss

Laminate

Applies to:

- Universal Tables—High-Pressure Laminate

Steelcase Surfaces

High-Pressure Laminate

Price Group 1

Fiber Laminate

- 2850 Vanadium Fiber
- 2854 Vellum Fiber **E**
- 2860 Granite Fiber
- 2862 Stucco Fiber **E**

Micro Laminate

- 2920 Marl Micro
- 2921 Gypsum Micro
- 2922 Clay Micro

Patina Laminate

- 2870 Blonde Bronze Patina
- 2873 Instant Iron Patina

Solid Laminate

- 2722 Cream **E**
- 2730 Arctic White
- 2746 Black
- 2759 Warm White
- 2811 Mist **E**
- 2883 Seagull
- 2884 Milk
- 2885 Dune
- 2HAA Persian Salt
- 2HAB Rose
- 2HAC Indigo
- 2HAD Green Citrine
- 2HAE Dark Olivine
- 2HAF Cloudy
- 2HMG Merle
- 2HWU Clay
- 2HWV Chalk

Speckle Laminate

- 2820 Coffee Speckle **E**
- 2823 Driftwood Speckle
- 2824 Smoke Speckle
- 2825 Vanadium Speckle

Tip: Some wood veneer finishes and woodgrain laminates share the same name. Because of the difference in materials, veneers and laminates of the same name are not an exact match but do coordinate with each other.

Woodgrain Laminate

- 2406 Clear Cherry **E**
- 2409 Clear Maple
- 2410 Graphite Walnut
- 2412 Natural Cherry
- 2422 Medium Cherry
- 2511 Winter on Maple
- 2535 Virginia Walnut
- 2536 Blackwood **E**
- 2538 Clear Walnut
- 2592 Blonde on Maple **E**
- 2714 Natural Walnut **E**
- 2HAK Clear Oak
- 2HAN Ash Noce
- 2HAT Acacia
- 2HAW Ash Wenge
- 2HBN Bisque Noce
- 2HBW Bisque Wenge
- 2HCN Clay Noce
- 2HCW Clay Wenge
- 2HSN Storm Noce
- 2HSW Storm Wenge
- 2HWA Grey Kingswood
- 2HWB Planked Walnut
- 2HWD Resolute Walnut
- 2HWE Natural Recon
- 2HWF Smoked Walnut

Price Group 2

Textured Laminate

- 2TH2 Fawn Cypress
 - 2TH4 Saddle Oak
 - 2TH5 Veranda Teak
 - 2TH7 Walnut Heights
 - 2UH1 Reclaimed Aggregate
 - 2UH2 Reclaimed Gravel
 - 2UH4 Cement *
 - 2UH6 Sheetrock
- *2UH4 Cement has limited availability, determined by product sizing and/or options.*

Price Group 3

Solid Laminate

- 24H1 Satin White
- 24H2 Satin Black
- 24H3 Satin Stone
- 24H4 Satin Mocha

E = Established

Custom Surfaces

Open Line Laminate (OLL)

This service allows you to order non-standard laminate at an additional processing fee of \$102 U.S. per unit, plus the cost of the laminate.

High-Pressure Laminate pricing does not include premium or digitally printed patterns from any suppliers. Laminate cost may also vary for basic or standard laminates from other suppliers. Please contact the OLL consultant at 616.475.2426 for pricing. The cost of the laminate will be added to your invoice as a separate line on the acknowledgement.

When processing orders for Open Line laminate on Universal worksurfaces and Universal Storage tops, specify 2900 in the laminate finish field and enter the OLL manufacturer information. Enter the required edge finish as you would a standard laminate.

Laminate Approval and Material Requirements

To confirm whether a particular laminate has already been tested for use on a specific Steelcase product or to determine material square foot requirements:

- Visit www.steelcase.com

For additional information, refer to the *Steelcase Surface Materials Reference Manual*.

Wood

Applies to:

- Universal tables—wood veneer

Steelcase carefully selects veneer and solid wood for consistent color and grain structure. Wood is a natural material and variations will occur in color, grain and texture. These variations are part of the inherent natural beauty of wood and are not considered defects.

All wood products will darken with age and exposure to ultraviolet light. This is especially apparent with cherry and maple veneer. We recommend that desk accessories be rearranged periodically to ensure even aging of wood surfaces.

When storing your wood furniture, please follow the following guidelines:

- Do not store products in trailers
- Store products in areas that simulate office temperatures (60°F to 90°F)
- Store products in areas that maintain constant, office-like humidity levels
- Keep product away from light. Cover products to make sure they are not exposed to light.

ⓔ = Established

Steelcase Surfaces

Veneers are matched for proper balance and consistency. Veneers are available flat cut or quarter cut, except for Oak, which is rift cut. Refer to the *Surface Materials Reference Manual* for descriptions of each cut.

Open-pore finish is a medium gloss finish that leaves the wood grain texture visible to the eye and distinguishable to the touch.

Veneer

Wood Group 1

Flat-Cut Open-Pore

- 3062 FC/OP Graphite Walnut
- 3402 FC/OP Clear Cherry (Aged)
- 3412 FC/OP Natural Cherry ⓔ
- 3422 FC/OP Medium Cherry
- 3522 FC/OP Clear Maple
- 3592 FC/OP Blonde on Maple ⓔ
- 3702 FC/OP Clear Walnut
- 3712 FC/OP Natural Walnut
- 3752 FC/OP Medium Walnut ⓔ
- 3762 FC/OP Dark Walnut
- 3772 FC/OP Medium Mahogany on Walnut

Flat-Cut Open-Pore, Natural Veneer

- 3342 FC/OP Black Walnut
- 35A2 FC/OP Blanch Maple
- 37A2 FC/OP Thunder Walnut

Quarter-Cut Open-Pore

- 3042 QC/OP Ash ⓔ
- 3222 QC/OP Clear Maple
- 3292 QC/OP Blonde on Maple ⓔ
- 3302 QC/OP Clear Walnut
- 3312 QC/OP Natural Walnut
- 3352 QC/OP Medium Walnut ⓔ
- 3362 QC/OP Dark Walnut
- 3372 QC/OP Medium Mahogany on Walnut
- 3382 QC/OP Graphite Walnut

Quarter-Cut Open-Pore, Natural Veneer

- 32A2 QC/OP Blanch Maple
- 33A2 QC/OP Thunder Walnut
- 3392 QC/OP Black Walnut

Rift-Cut Open-Pore

- 3602 RC/OP Desert Oak

Rift-Cut Full-Fill, Natural Veneer

- 36A2 RC/OP Volcanic Oak

Wood Group 3

Flat-Cut Open-Pore, Natural Veneer

- 3082 FC/OP Washed Walnut

Wood Group 1

Open-Pore Planked Veneer

- 3P41 OP Planked Cherry
- 3P51 OP Planked Maple
- 3P61 OP Planked Oak
- 3P71 OP Planked Walnut
- 3VFX OP Unmarked Oak

Tip: Known for its uniqueness, planked veneer has intentional and natural variations that include, but are not limited to: character marks, grain pattern, color, and natural color aging.

Full-Fill

Full-fill finish is a medium-gloss finish that completely fills the grain texture, yet allows the grain pattern to be seen. The wood has a lustrous, satiny look, and it is smooth to the touch. This finish is available on the wood worksurface or field-installed top only.

Wood Group 2

Flat-Cut Full-Fill

- 3064 FC/FF Graphite Walnut
- 3404 FC/FF Clear Cherry (Aged)
- 3414 FC/FF Natural Cherry ⓔ
- 3424 FC/FF Medium Cherry
- 3524 FC/FF Clear Maple
- 3544 FC/FF Blonde on Maple ⓔ
- 3704 FC/FF Clear Walnut
- 3714 FC/FF Natural Walnut
- 3754 FC/FF Medium Walnut ⓔ
- 3764 FC/FF Dark Walnut
- 3774 FC/FF Medium Mahogany on Walnut

Flat-Cut Full-Fill, Natural Veneer

- 3734 FC/FF Black Walnut

Quarter-Cut Full-Fill

- 3224 QC/FF Clear Maple
- 3294 QC/FF Blonde on Maple ⓔ
- 3304 QC/FF Clear Walnut
- 3314 QC/FF Natural Walnut
- 3354 QC/FF Medium Walnut ⓔ
- 3364 QC/FF Dark Walnut
- 3374 QC/FF Medium Mahogany on Walnut
- 3384 QC/FF Graphite Walnut

Quarter-Cut Full-Fill, Natural Veneer

- 3394 QC/FF Black Walnut

Rift-Cut Full-Fill

- 3604 RC/FF Desert Oak

Wood Group 3

Flat-Cut Full-Fill, Natural Veneer

- 3084 FC/FF Washed Walnut

Premium Veneers

A selection of Premium veneers in this collection are available on most Steelcase brand products. The collection will be available as close to standard leadtimes as possible. However, because adequate supplies of veneer and solids must be secured, all orders will be scheduled individually. Leadtimes will vary based on Premium veneer and Premium solids availability at the time the order is placed. The collection is available as Wood Group 3 as part of our Select Surfaces program, and supported like standard veneers to make ordering easy. Please see the Steelcase surface materials section on village.steelcase.com for sample information and product line availability. All premium veneers are in clear-coat.

Wood Group 3

Quarter-Cut Open-Pore

- 3832 QC/OP Figured Anegre

Surface Materials, continued

Select Surfaces

Composite Veneer

Composite veneers are an engineered wood intended to create specific grain patterns and characteristics. They are pre-stained and finished with Steelcase's Clarity water-borne UV topcoat, which protects the environment while providing durability and clarity. Only open-pore finishes are available on composite wood. Composite veneer and matching edge bands are available on most Steelcase brand products. Composites, for use as a solid nosing substitute, are not available. Steelcase does not recommend mixing composite veneers with natural solid nosings because composite and natural wood grain and color matching are rarely compatible. Composite veneers are available as Wood Group 1 pricing as part of our Select Surfaces program.

Wood Group 1

Flat-Cut Open-Pore

- 3JDX FC/OP Oak Composite
- 3JXX FC/OP Walnut Composite

Quarter-Cut Open-Pore

- 3F8X QC/OP European Walnut Composite
- 3GGX QC/OP Zebano Composite
- 3HGX QC/OP Oak Composite
- 3HVX QC/OP Walnut Composite
- 3ZNX QC/OP Night Cerused Oak Composite

Custom Surfaces

Customiz stain is a service that allows you to create your own stain colors and finishes on standard veneer. Customiz stain color is available on all product lines that offer wood veneer.

A \$500 stain-matching fee applies on CUSTOMIZ requests (Exception: The \$500 fee does not apply on matches to Coalesse standard finishes or for a low-gloss finish request on a standard color). The \$500 fee covers the cost of formulating the Customiz color finish and applies regardless of whether or not an order for product is placed.

In addition, an approval form must be signed to indicate customer acceptance of Customiz match. A \$1,500 initiation fee will be charged prior to first order entry. This initiation fee activates the finish for unlimited use on any Steelcase product for an 18 month time period. After the 18 month time period has lapsed, the Customiz finish may be reactivated for another 18 months for a \$1,000 fee at any point within five years after the \$1,500 initiation fee was paid. If the finish is not reactivated within five years after the \$1,500 initiation fee was paid, the finish will be culled and the customer will need to pay the \$1,500 initiation fee again. All style number related Customiz charges products are no cost as of April 2014. The matching and initiation fees are not discountable.

Customiz stain takes 10 days to formulate. Consult the *Surface Materials Reference Manual* for more information. Custom veneers are also available and must be quoted by Steelcase specials group. Customiz stain on custom veneers takes 2 to 4 weeks to formulate.

Requirements and information on ordering a Customiz stain color are found in the *Surface Materials Reference Manual*.

E = Established

Plastic

Steelcase Surfaces

- Applies to:
- 3 mm edge profile Universal Tables with High-Pressure Laminate
 - 6000 Black
 - 6001 Coffee
 - 6009 Arctic White
 - 6034 Natural Cherry
 - 6036 Medium Cherry
 - 6037 Winter on Maple
 - 6038 Blonde on Maple **E**
 - 6041 Natural Walnut **E**
 - 6052 Milk
 - 6053 Seagull
 - 6169 Stone
 - 6170 Mocha
 - 61AA Persian Salt
 - 61AB Rose
 - 61AC Indigo
 - 61AD Green Citrine
 - 61AE Dark Olivine
 - 61AF Cloudy
 - 6213 Acacia
 - 6219 Clear Oak
 - 6231 Graphite Walnut
 - 6237 Clear Maple
 - 6242 Virginia Walnut
 - 6243 Blackwood **E**
 - 6245 Clear Walnut
 - 6249 Platinum Solid
 - 6271 Plywood
 - 6527 Merle
 - 6615 Grey V5
 - 6619 Ice **E**
 - 6631 Cream **E**
 - 6635 Dawn **E**
 - 6636 Mist
 - 6654 Sand
 - 6655 Warm White
 - 6694 Slate
 - 6695 Midnight
 - 6697 Fog
 - 6698 Fieldstone
 - 66WA Grey Kingswood
 - 66WB Planked Walnut
 - 66WD Resolute Walnut
 - 66WE Natural Recon
 - 66WF Smoked Walnut
 - 66WU Clay
 - 66WV Chalk
 - 6703 Ash Wenge
 - 6704 Storm Wenge
 - 6705 Bisque Wenge
 - 6706 Clay Wenge
 - 6707 Ash Noce
 - 6708 Bisque Noce
 - 6709 Clay Noce
 - 6710 Storm Noce
 - 6T02 Fawn Cypress
 - 6T04 Saddle Oak
 - 6T05 Veranda Teak
 - 6T07 Walnut Heights
 - 6T08 Aggregate
 - 6T09 Gravel
 - 6T10 Cement
 - 6T12 Sheetrock

Tip: Light color plastic edges are susceptible to degradation due to normal wear and tear. Staining (e.g., ball point pen or clothing dyes such as blue jeans) and dirt effects are more pronounced in light colors and are not considered defects.

Metal

Steelcase Surfaces

- Applies to:
- 2½" round grommet
 - 9201 Polished Chrome
 - 9211 Nickel
- Applies to:
- X-base and T-base
 - 8046 Polished Aluminum

Recommended Worksurface Edge Finishes

Recommended Edge Colors for Universal Products—High-Pressure Laminate

Edges

The recommended edge color will complement the laminate color you specify. Edge color is specified separately.

| Laminate Color | Recommended 3 mm or 1 mm Edge Color |
|----------------|-------------------------------------|
|----------------|-------------------------------------|

Fiber Laminate

| | |
|----------------------------|-----------------|
| 2850 Vanadium Fiber | 6654 Sand |
| 2854 Vellum Fiber E | 6655 Warm White |
| 2860 Granite Fiber | 6000 Black |
| 2862 Stucco Fiber E | 6053 Seagull |

Micro Laminate

| | |
|-------------------|--------------|
| 2920 Marl Micro | 6053 Seagull |
| 2921 Gypsum Micro | 6654 Sand |
| 2922 Clay Micro | 6654 Sand |

Patina Laminate

| | |
|---------------------------|--------------|
| 2870 Blonde Bronze Patina | 6654 Sand |
| 2873 Instant Iron Patina | 6615 Grey V5 |

Solid Laminate

| | |
|---------------------|---------------------|
| 24H1 Satin White | 6009 Arctic White |
| 24H2 Satin Black | 6000 Black |
| 24H3 Satin Stone | 6169 Stone |
| 24H4 Satin Mocha | 6170 Mocha |
| 2722 Cream E | 6631 Cream E |
| 2730 Arctic White | 6009 Arctic White |
| 2746 Black | 6000 Black |
| 2759 Warm White | 6655 Warm White |
| 2811 Mist E | 6636 Mist |
| 2883 Seagull | 6053 Seagull |
| 2884 Milk | 6052 Milk |
| 2885 Dune | 6654 Sand |
| 2HAA Persian Salt | 61AA Persian Salt |
| 2HAB Rose | 61AB Rose |
| 2HAC Indigo | 61AC Indigo |
| 2HAD Green Citrine | 61AD Green Citrine |
| 2HAE Dark Olivine | 61AE Dark Olivine |
| 2HAF Cloudy | 61AF Cloudy |
| 2HMG Merle | 6527 Merle |
| 2HWU Clay | 66WU Clay |
| 2HWV Chalk | 66WV Chalk |

Speckle Laminate

| | |
|------------------------------|---------------------|
| 2820 Coffee Speckle E | 6631 Cream E |
| 2823 Driftwood Speckle | 6631 Cream E |
| 2824 Smoke Speckle | 6636 Mist |
| 2825 Vanadium Speckle | 6619 Ice E |

Textured Laminate

| | |
|--------------------------|---------------------|
| 2TH2 Fawn Cypress | 6T02 Fawn Cypress |
| 2TH4 Saddle Oak | 6T04 Saddle Oak |
| 2TH5 Veranda Teak | 6T05 Veranda Teak |
| 2TH7 Walnut Heights | 6T07 Walnut Heights |
| 2UH1 Reclaimed Aggregate | 6T08 Aggregate |
| 2UH2 Reclaimed Gravel | 6T09 Gravel |
| 2UH4 Cement | 6T10 Cement |
| 2UH6 Sheetrock | 6T12 Sheetrock |

E = Established

| Laminate Color | Recommended 3 mm or 1 mm Edge Color |
|----------------|-------------------------------------|
|----------------|-------------------------------------|

Woodgrain Laminate

| | |
|-------------------------------|-------------------------------|
| 2406 Clear Cherry E | 6234 Clear Cherry |
| 2409 Clear Maple | 6237 Clear Maple |
| 2410 Graphite Walnut | 6231 Graphite Walnut |
| 2412 Natural Cherry | 6034 Natural Cherry |
| 2422 Medium Cherry | 6036 Medium Cherry |
| 2511 Winter on Maple | 6037 Winter on Maple |
| 2535 Virginia Walnut | 6242 Virginia Walnut |
| 2536 Blackwood E | 6243 Blackwood E |
| 2538 Clear Walnut | 6245 Clear Walnut |
| 2592 Blonde on Maple E | 6038 Blonde on Maple E |
| 2714 Natural Walnut E | 6041 Natural Walnut E |
| 2HAK Clear Oak | 6219 Clear Oak |
| 2HAN Ash Noce | 6707 Ash Noce |
| 2HAT Acacia | 6213 Acacia |
| 2HAW Ash Wenge | 6703 Ash Wenge |
| 2HBN Bisque Noce | 6708 Bisque Noce |
| 2HBW Bisque Wenge | 6705 Bisque Wenge |
| 2HCN Clay Noce | 6709 Clay Noce |
| 2HCW Clay Wenge | 6706 Clay Wenge |
| 2HSN Storm Noce | 6710 Storm Noce |
| 2HSW Storm Wenge | 6704 Storm Wenge |
| 2HWA Grey Kingswood | 66WA Grey Kingswood |
| 2HWB Planked Walnut | 66WB Planked Walnut |
| 2HWD Resolute Walnut | 66WD Resolute Walnut |
| 2HWE Natural Recon | 66WE Natural Recon |
| 2HWF Smoked Walnut | 66WF Smoked Walnut |

Directional Laminate Grain Directions

Universal Tables—High-Pressure Laminate



Straight Table



Capsule Table



Spanner Table



Peninsula Table



Tapered Peninsula Table



Round Table



Square Table



Rectangle Table



Oval Table




Hex Conference Table


Wood Veneer Grain Directions

The appearance of wood veneer may change slightly depending on the angle from which it is viewed. This natural phenomenon is called polarization, and it can be seen on natural veneer, and to a lesser extent on composite veneer. Polarization is often noticed on worksurfaces installed at a 90-degree angle with each other. Please refer to the following illustrations for an understanding of grain direction on your installation.

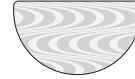
Universal Tables—Wood Veneer



Straight Table



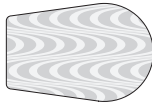
Capsule Table



Spanner Table



Peninsula Table




Tapered Peninsula Table



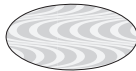
Round Table



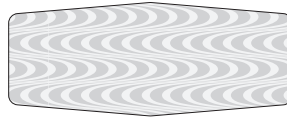
Square Table



Rectangle Table



Oval Table



Hex Conference Table

Verb

Statement of Line 260

Understanding 266

Personal Tables 272

- Keystone Tables 272
- Rectangle Tables 272
- Triangle Table 272

- ### Tables 274
- Chevron Tables 274
 - Team Tables 274
 - Trapezoid Table 274
 - Rectangle Tables 274

- ### Media Tables 276
- Rounded Table 276
 - Square Table 276
 - Trapezoid Tables 276

- ### Active Media Tables 278
- Rectangle Tables 278
 - Rounded Tables 278
 - Tapered Tables 278

- ### Flip-Top Tables 280
- Chevron Tables 280
 - Team Tables 280
 - Rectangle Tables 280

Teaching Stations 282

Easel and Wall Track 283

Table Top and Leg Choices 284

Dock Storage Availability 286

Specifying 287

- ### Personal Tables 287
- Keystone Tables 287
 - Rectangle Tables 287
 - Triangle Table 287

- ### Tables 288
- Chevron Tables 288
 - Team and Trapezoid Tables 290
 - Rectangle Tables 292

- ### Media Tables 294
- Rounded Table 294
 - Square Table 294
 - Trapezoid Tables 294

- ### Active Media Tables 296
- Rectangle Tables 296
 - Rounded Tables 296
 - Tapered Tables 296

- ### Flip-Top Tables 298
- Chevron Tables 298
 - Team Tables 298
 - Rectangle Tables 298

Teaching Stations 300

Personal Whiteboard 301

Easel 302

Wall Track 303

Surface Materials 304

Statement of Line

Personal Tables



Understanding
▶ Page 272
Specifying
▶ Page 287

Keystone Tables

34"W

19"D ●

24"D ●



Understanding
▶ Page 272
Specifying
▶ Page 287

Rectangle Tables

34"W

19"D ●

24"D ●



Understanding
▶ Page 272
Specifying
▶ Page 287

Triangle Table

33"W

22"D ●

Statement of Line

Tables



Understanding
 ▶ Page 274
 Specifying
 ▶ Page 288



Understanding
 ▶ Page 274
 Specifying
 ▶ Page 290

Chevron Tables

| | 60"W | 66"W | 72"W | 84"W |
|------|------|------|------|------|
| 19"D | ● | ● | ● | ● |
| 24"D | ● | ● | ● | ● |
| 30"D | ● | ● | ● | ● |

Team Tables

| | 60"W | 72"W | 84"W |
|------|------|------|------|
| 24"D | ● | ● | ● |
| 30"D | ● | ● | ● |



Understanding
 ▶ Page 274
 Specifying
 ▶ Page 290

Trapezoid Table

| | 62"W |
|------|------|
| 30"D | ● |



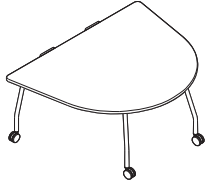
Understanding
 ▶ Page 274
 Specifying
 ▶ Page 292

Rectangle Tables

| | 39"W | 48"W | 60"W | 66"W | 72"W | 84"W |
|------|------|------|------|------|------|------|
| 19"D | ● | ● | ● | ● | ● | ● |
| 24"D | ● | ● | ● | ● | ● | ● |
| 30"D | | ● | ● | ● | ● | ● |

Statement of Line

Media Tables

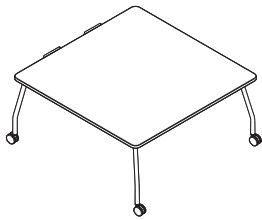


Understanding
▶ Page 276
Specifying
▶ Page 294

Rounded Table

78"W

60"D ●

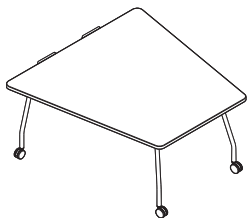


Understanding
▶ Page 276
Specifying
▶ Page 294

Square Table

60"W

60"D ●



Understanding
▶ Page 276
Specifying
▶ Page 294

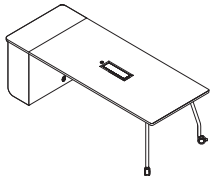
Trapezoid Tables

60"W 84"W

60"D ● ●

Statement of Line

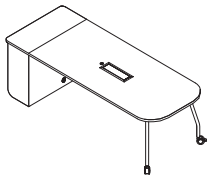
Active Media Tables



Understanding
 ▶ Page 278
 Specifying
 ▶ Page 296

Rectangle Tables

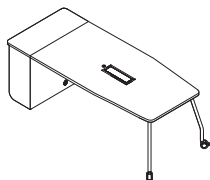
| | 61"W | 87"W |
|------|------|------|
| 34"D | ● | ● |
| 43"D | ● | ● |



Understanding
 ▶ Page 278
 Specifying
 ▶ Page 296

Rounded Tables

| | 87"W |
|------|------|
| 34"D | ● |
| 43"D | ● |



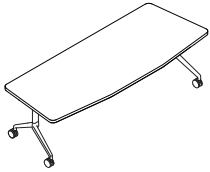
Understanding
 ▶ Page 278
 Specifying
 ▶ Page 296

Tapered Tables

| | 87"W |
|------|------|
| 34"D | ● |
| 43"D | ● |

Statement of Line

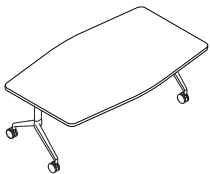
Flip-Top Tables



Understanding
 ▶ Page 280
 Specifying
 ▶ Page 298

Chevron Tables

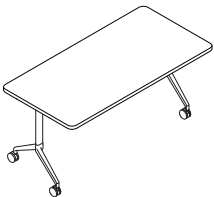
| | 60"W | 66"W | 72"W | 84"W |
|------|------|------|------|------|
| 19"D | ● | ● | ● | ● |
| 24"D | ● | ● | ● | ● |
| 30"D | ● | ● | ● | ● |



Understanding
 ▶ Page 280
 Specifying
 ▶ Page 298

Team Tables

| | 60"W | 72"W | 84"W |
|------|------|------|------|
| 24"D | ● | ● | ● |
| 30"D | ● | ● | ● |



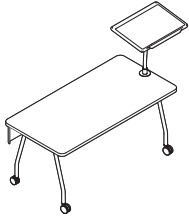
Understanding
 ▶ Page 280
 Specifying
 ▶ Page 298

Rectangle Tables

| | 39"W | 48"W | 60"W | 66"W | 72"W | 84"W |
|------|------|------|------|------|------|------|
| 19"D | ● | ● | ● | ● | ● | ● |
| 24"D | ● | ● | ● | ● | ● | ● |
| 30"D | | ● | ● | ● | ● | ● |

Statement of Line

Teaching Stations



Understanding
▶ Page 282
Specifying
▶ Page 300

Teaching Station

| | 50"W | 60"W | 72"W |
|------|------|------|------|
| 30"D | ● | ● | ● |

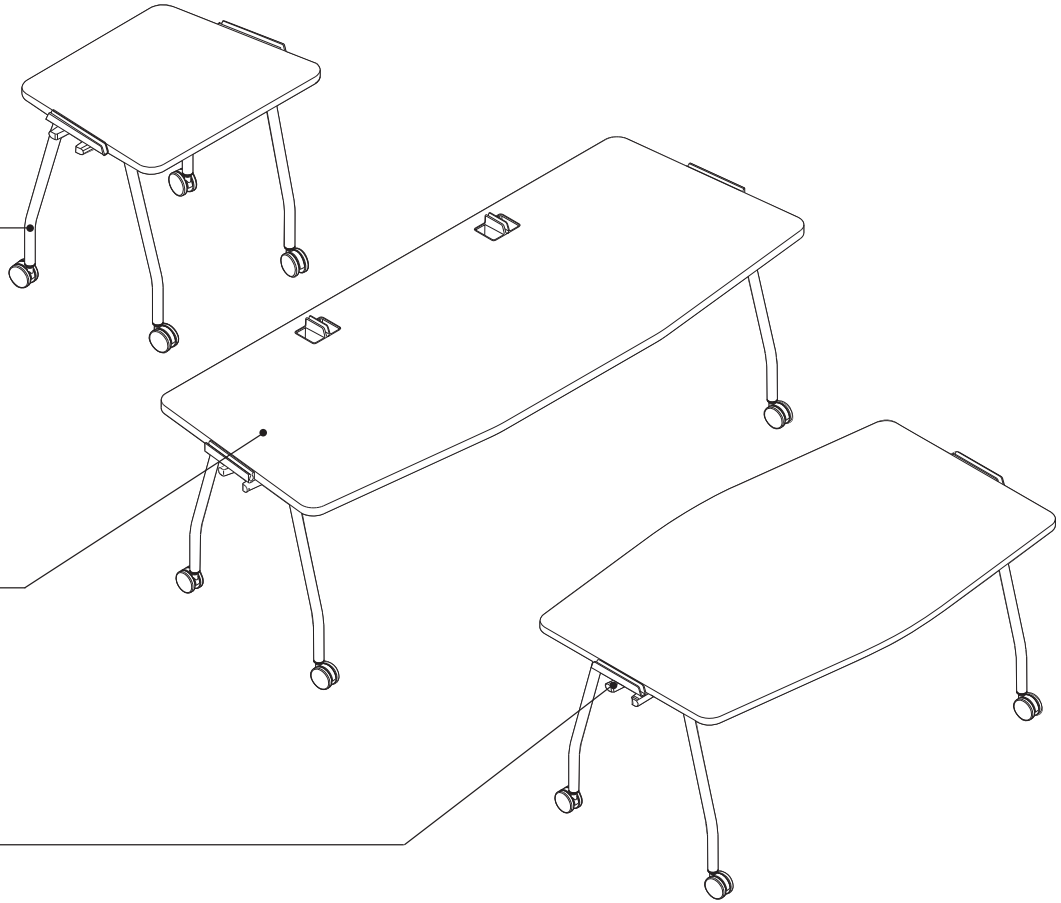
Verb

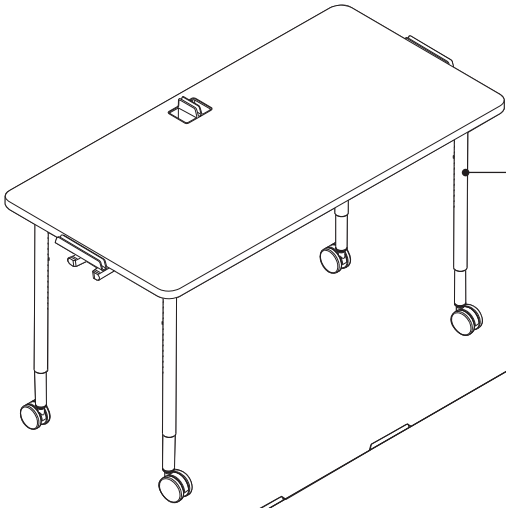
Verb is an integrated collection of classroom furniture designed to support a full range of teaching and learning styles on demand.

Tables come standard with access legs. Other options are available.

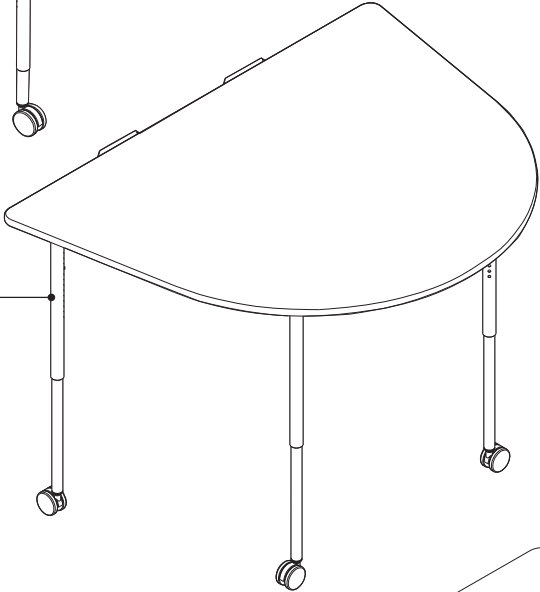
Verb worksurfaces are 1¹/₈" thick wood-core with High-Pressure Laminate top and plastic edge band.

Plastic components are optional and used to provide storage and display for Verb whiteboards.

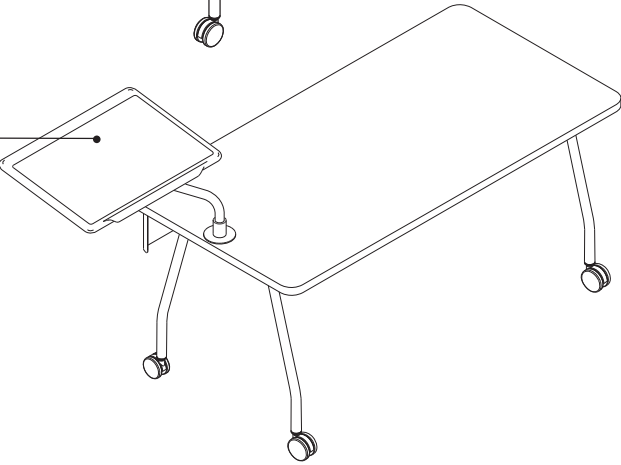




Seated height-adjustable post legs are available on personal, student, and media tables only, not on teaching stations.

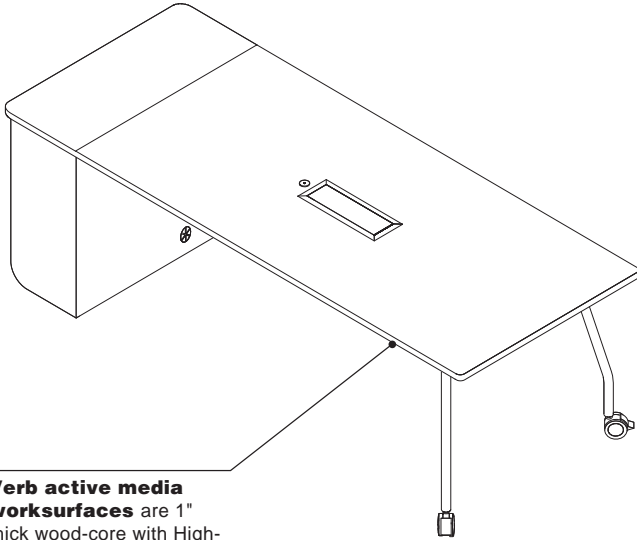


Standing height-adjustable post legs are available on student and media tables, not on personal tables or teaching stations.



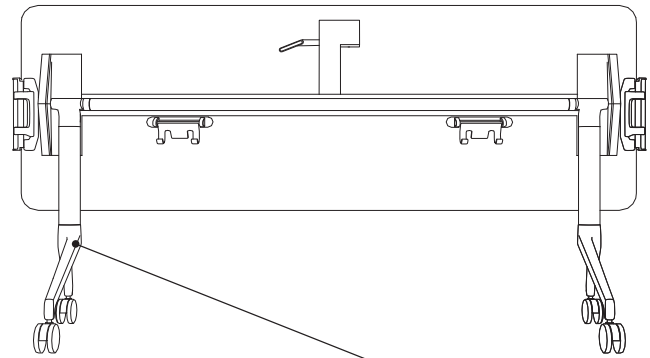
Teaching stations can be installed with the lectern on the left- or right- hand side of the table.

Active media tables



Verb active media worksurfaces are 1" thick wood-core with High-Pressure Laminate tops and plastic edge bands.

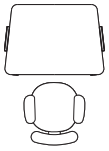
Flip-top tables



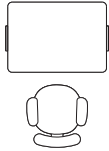
Flip-top legs are available on student tables and not on personal tables, media tables, or teaching stations.

Table Shapes

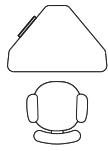
Personal Tables



Keystone




Rectangle

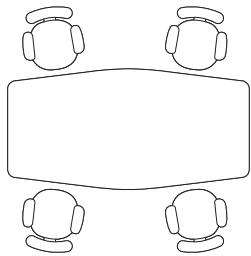


Triangle

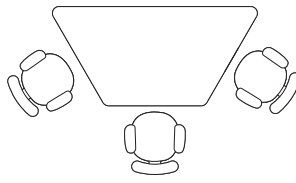
Tables



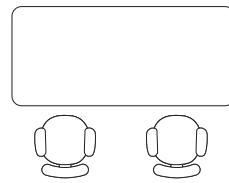
Chevron



Team

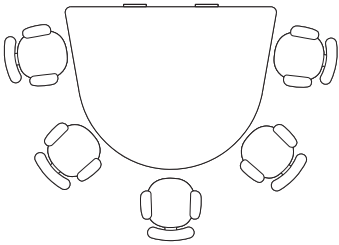


Trapezoid

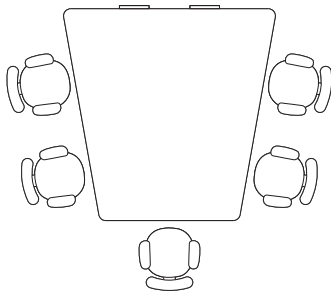


Rectangle

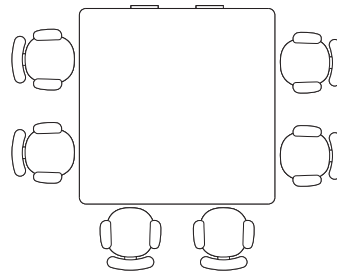
Media Tables



Rounded

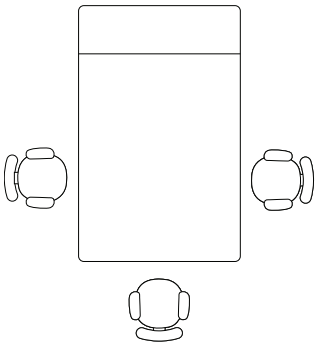


Trapezoid

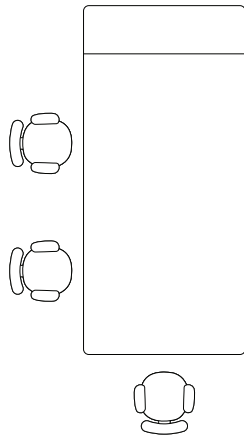


Square

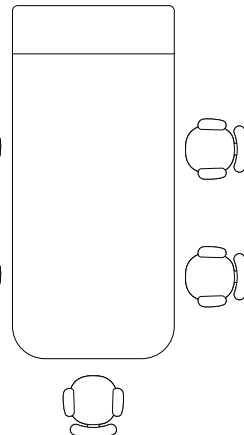
Active Media Tables



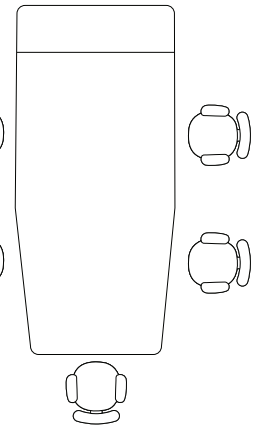
Rectangle 61"



Rectangle 87"




Rounded

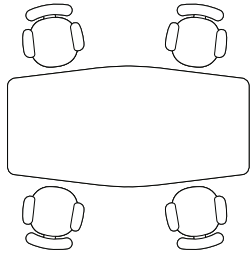


Tapered

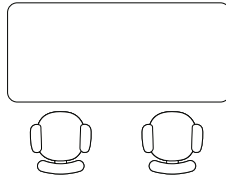
Flip-Top Tables



Chevron



Team



Rectangle

Personal Tables

The Verb ecosystem is designed to quickly and easily reconfigure while providing equal access to collaborative tools.

Verb personal tables are designed for active learning environments where flexibility and engagement are key. Personal tables provide a highly mobile, easy to reconfigure personal workspace that supports the active learning environment.

Product Details

Personal tables come in keystone, rectangle, and triangle shapes to support active learning in a small footprint.



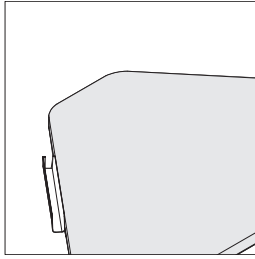
The keystone shape table provides the optimal reconfiguration capability in a small footprint, and can achieve the same arc created in lecture applications as the chevron table. Keystone tables are available with access legs, and seated height-adjustable post legs with glides.



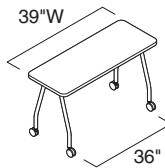
The rectangle shape table supports more traditional configurations in small footprints. Rectangle tables are available with access legs, and seated height-adjustable post legs with glides.



The triangle shape table supports small footprints and is standard with three access legs with glides.

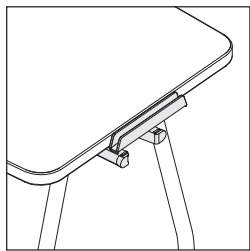


Triangle tables have a rounded rear corner to support lecture and discussion applications and provide access to Thread hubs.



39" width is the smallest a table can be while still being ADA compliant. ADA regulations require a minimum of 36" between the inside of the table legs.

Worksurfaces are wood-core with High-Pressure Laminate top and plastic 3 mm edge band. All corners have a 2" radius.



Side docks allow display of whiteboards on the tables. For best results, rock the boards into place rather than pressing straight down. Side hooks allow storage of up to four boards per hook.
Tip: Side docks are not available on 19"D personal tables with casters.

Tip: Only one side dock set is available on triangle tables.
▶ See *Dock Storage Availability*, page 286.

Two leg designs are available on personal tables, the access leg and the seated height-adjustable post leg.



Personal tables come standard with the access leg with non-locking casters. Access legs are also available as an option with four locking casters, four glides, or two non-locking casters and two glides.



Seated height-adjustable post legs are available with four glides on personal tables.
▶ See *Table Top and Leg Choices*, page 284.



Table height on access legs is 28½". On seated height-adjustable post legs, the midpoint is 28½" and the legs adjust 4½" up and 4½" down for a total range of 24"–33".

Tip: Tables with seated height-adjustable post legs set below standard table height will not allow the personal whiteboards to be hung on the plastic side hooks as they will not have sufficient clearance. The boards may still be used with the side docks since table height does not affect board display.

Glides are available and are used for leveling for installation on uneven floors. The glide is 1½" long and provides 1" of leveling.

Surface Materials

Top

- High-Pressure Laminate
- Open Line laminate (option)

3 mm Radius Profile Edge

- Plastic

Access Legs and Seated Height-Adjustable Post Legs

- Paint

Dock and Hooks on Personal Tables

- 6059 Sterling Dark Solid
- 6249 Platinum Solid
- 6259 Midnight
- 6337 Element

Tables

Verb tables are designed for active learning environments where flexibility and engagement are key.

Product Details

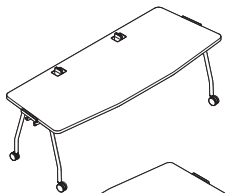
Tables have chevron shape tables, team shape tables, trapezoid shape tables, and rectangle shape tables.



The chevron shape tables provide a sense of personal space division as well as creating a subtle arc when in lecture mode to allow line of sight to everyone in the row.



The team shape tables are designed specifically for small group work and project teams, offering the same angled shape as the chevron tables but on both sides of the table.



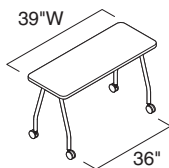
On 84" W chevron and team tables, there is a slight modification to the shape to allow three people to sit at the table instead of two. Rather than having two facets on the angled side of the table, 84" tables have three facets.



The trapezoid shape table is designed specifically for small group work and project teams. Each table can accommodate three people.

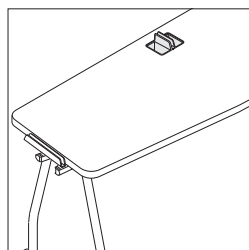


The rectangle shape tables can be used for more traditional applications as well as when smaller table sizes are necessary because the rectangle tables are available in 39" and 48" widths as well as the larger sizes.



39" width is the smallest table can be while still being ADA compliant. ADA regulations require a minimum of 36" between the inside of the table legs.

Worksurfaces are wood-core with High-Pressure Laminate top and plastic 3 mm edge band. All corners have a 2" radius.

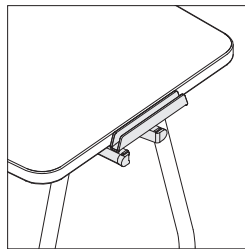


Center docks are optional and used to provide a storage area for markers, erasers, and other items students may bring as well as providing a dock for supporting test mode.

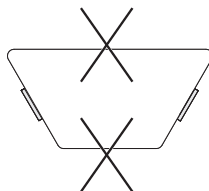
84" W tables are designed to have three students and will have two center docks (if center docks are specified).

Center docks are not available on tables smaller than 60" because they are designed primarily for test mode and tables smaller than 60" do not accommodate two students.

Tip: Center docks are not available on team and trapezoid tables.



Side docks allow display of whiteboards on the tables. For best results, rock the boards into place rather than pressing straight down. Side hooks allow storage of up to four boards per hook.



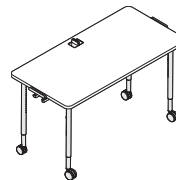
Side docks may only be placed on the angled sides of the trapezoid table.

▶ See *Dock Storage Availability*, page 286.

Three leg designs are available on tables: the access leg, the seated height-adjustable post leg, and the standing height-adjustable post leg.

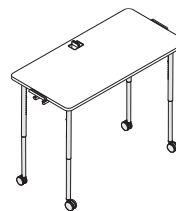


Access legs with non-locking casters are standard on tables. Access legs are also available as an option with four locking casters, four glides, or two non-locking casters and two glides.



Seated height-adjustable post legs are available with four non-locking casters, four locking casters, four glides, or two non-locking casters and two glides.

Tables that are either 19"D or up to 39"W are available with glides only when using the seated height-adjustable post legs due to stability test requirements.



Standing height-adjustable post legs are available with four non-locking casters, four locking casters, four glides, or two non-locking casters and two glides.

Tip: Standing height-adjustable trapezoid tables are only available with glides.

Table height on access legs is 28½".

On seated height-adjustable post legs, the midpoint is 28½" and the legs adjust 4½" up and 4½" down every ¾" for a total range of 24"–33".

Tip: Tables with seated height-adjustable post legs set below standard table height will not allow the personal whiteboards to be hung on the plastic side hooks as they will not have sufficient clearance. The boards may still be used with the side docks since table height does not affect board display.

▶ See *Table Top and Leg Choices*, page 284.

On standing height-adjustable post legs, legs adjust every ¾" for a total range of 28½"–42".

Modesty panels are available for chevron and rectangle tables and are made of painted steel. Modesty panels are not available on 19"D x 39"W or 24"D x 39"W rectangle tables.

Tip: When ordering tables with a modesty panel, it is not necessary to order optional reinforcing channel as the modesty panel acts as a reinforcing channel.

Tip: On tables 24"D with standing height-adjustable post legs and modesty panels, chevron and rectangle tables are only available with glides.

Tip: On tables with standing height-adjustable post legs and casters, chevron tables 30"D x 60"–84"W must be used with a modesty panel.

Tip: On tables with standing height-adjustable post legs and casters, rectangle tables 30"D x 48"–84"W cannot be used with a modesty panel.

Reinforcing channel is not required on tables smaller than 60"W. On tables 60"–72"W a reinforcing channel is strongly recommended for medium to heavy duty applications to minimize deflection over time. 84"W tables come standard with a reinforcing channel.

Glides are available and are used for leveling for installation on uneven floors. The glide is 1½" long and provides 1" of leveling.

Surface Materials

Top

- High-Pressure Laminate
- Open Line laminate (option)

3 mm Radius Profile

Edge

- Plastic

Access Legs, Seated Height-Adjustable Post Legs, and Standing Height-Adjustable Post Legs

- Paint

Modesty Panels

- Paint

Dock and Hooks on Tables

- 6059 Sterling Dark Solid
- 6249 Platinum Solid
- 6259 Midnight
- 6337 Element

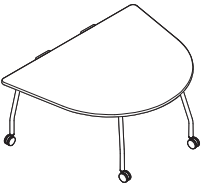
Media Tables

Verb media tables are designed for active learning environments where flexibility, student engagement, and technology collaboration is important.

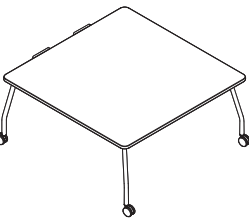
Media tables are offered in three shapes to encourage collaboration through technology display and facilitate a seamless flow of information sharing during the learning process. The tables optimize the use of media:scape mini and media:scape mobile, while also offering the ability to incorporate personal whiteboards for analog content creation.

Product Details

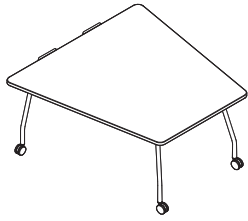
Media tables come in three shapes; rounded, square, and trapezoid.



The rounded shape table provides seamless small group, face-to-face, and technology collaboration. The rounded table can accommodate up to five people.

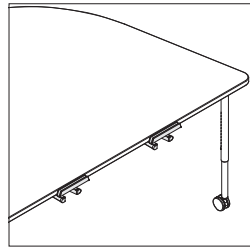


The square shape table provides small group, face-to-face and technology collaboration in a smaller footprint. The square table can accommodate up to six people.



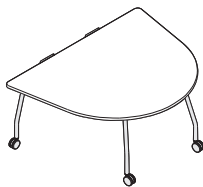
The trapezoid shape table provides an optimal view of technology screens and more surface for class materials. The trapezoid tables can accommodate up to five or six people.

Worksurfaces are 1 1/8" thick wood-core with High-Pressure Laminate top and plastic 3 mm edge band. All corners have 2" radius.

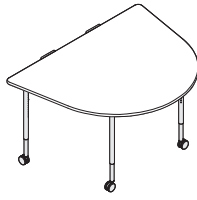


Side docks allow display of whiteboards on the tables. For best results, rock the boards into place rather than pressing straight down. Side hooks allow storage of up to four boards per hook. ▶ See *Dock Storage Availability*, page 286.

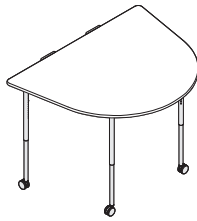
Three leg designs are available on media tables, the access leg, the seated height-adjustable post leg, and the standing height-adjustable post leg.



Access legs with non-locking casters are standard on media tables. Access legs are also available as an option with four locking casters, four glides, or two non-locking casters and two glides.



Seated height-adjustable post legs are available with four non-locking casters, four locking casters, four glides, or two non-locking casters and two glides.



Standing height-adjustable post legs are available with four non-locking casters, four locking casters, four glides, or two non-locking casters and two glides.

▶ See *Table Top and Leg Choices*, page 284.

Table height on access legs is 28 1/2".

On seated height-adjustable post legs, the midpoint is 28 1/2" and the legs adjust 4 1/2" up and 4 1/2" down every 3/4" for a range of 24"–33".
Tip: Tables with height-adjustable legs set below standard table height will not allow the personal whiteboards to be hung on the plastic side hooks as they will not have sufficient clearance. The boards may still be used with the side docks since table height does not affect board display.

On standing height-adjustable post legs, legs adjust every 3/4" for a total range of 28 1/2"–42".

Reinforcing channels are standard on all media tables.

Glides are available and are used for leveling for installation on uneven floors. The glide is 1 1/2" long and provides 1" of leveling.
Tip: Glides must be used on media tables when used with media:scape mini.

Surface Materials

Top

- High-Pressure Laminate
- Open Line laminate (option)

3 mm Radius Profile Edge

- Plastic

Access Legs, Seated Height-Adjustable Post Legs, and Standing Height-Adjustable Post Legs

- Paint

Dock and Hooks on Media Tables

- 6059 Sterling Dark Solid
- 6249 Platinum Solid
- 6259 Midnight
- 6337 Element

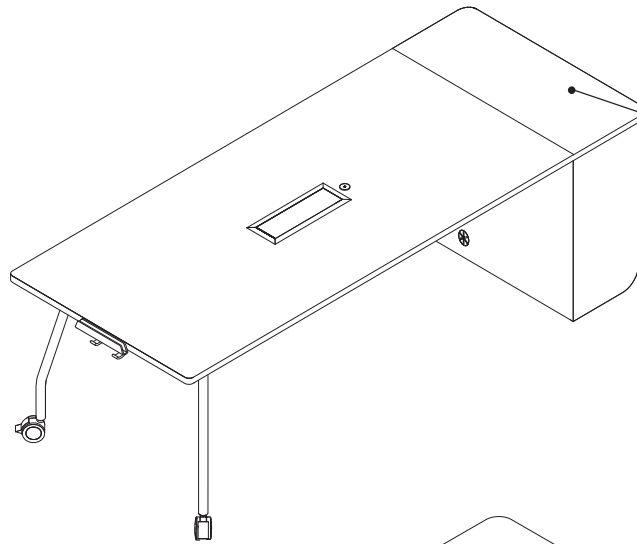
Active Media Tables

Verb active media tables provide versatile, intuitive, and unobstructed technology support for the classroom. The mobile table can support a range of existing technology and provide a flexible, cost-effective solution for institutions. Digital and analog white board storage and display integration encourages continuous collaboration and idea-sharing among students and educators.

Active media tables come in three sizes: rectangle, rounded, and tapered.

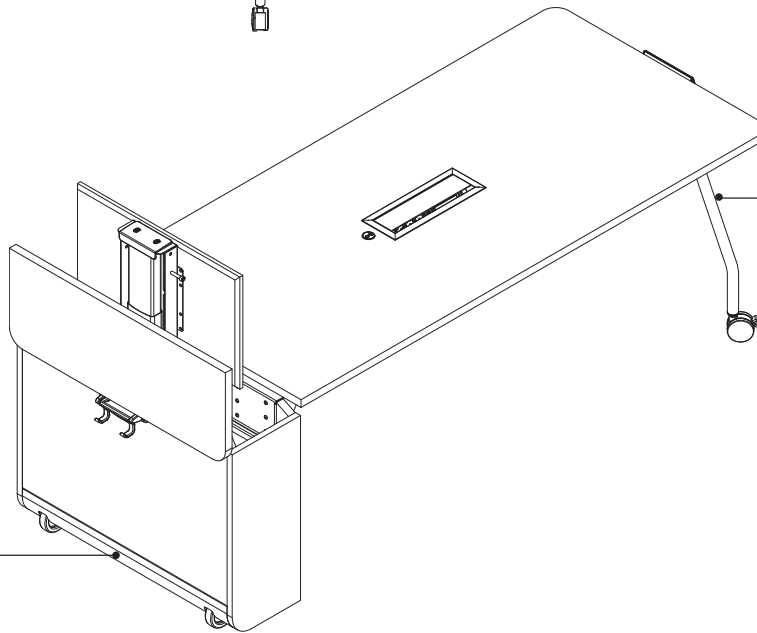
Optional side docks allow for display of whiteboards on the table while stow hook allows for the storage of whiteboards on the table. Stow hooks allow storage for up to two whiteboards per hook.

Brackets, legs, and shroud share the same finish.



Worksurfaces are 1" thick wood-core with High-Pressure Laminate top and plastic 3 mm edge band. All corners have 2" radius.

The media case top can be selected with a contrasting finish. The media case surface and table worksurface will always match.



Access legs with locking casters are standard on active media tables.

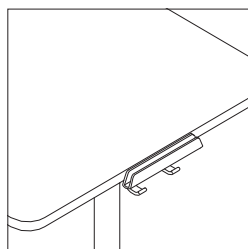
Verb active media tables are designed for active learning environments where flexibility, student engagement, and technology collaboration is important.

Active media tables are offered in three shapes to encourage collaboration through technology display and facilitate a seamless flow of information sharing during the learning process. The tables offer the ability to incorporate personal whiteboards for analog content creation.

Product Details

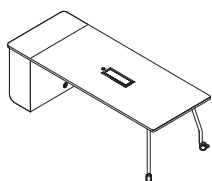
Active media tables come in three shapes; rectangle, tapered, and rounded.

Worksurfaces are 1" thick wood-core with High-Pressure Laminate top and plastic 3 mm edge band. All corners have 2" radius.



Side docks allow display of whiteboards on the tables. For best results, rock the boards into place rather than pressing straight down. Side hooks allow storage of up to four boards per hook.

Side dock and hooks are not available on the rounded active media table.



Access legs with non-locking casters are standard on active media tables. Access legs are also available as an option with glides.

Table height on access legs is 28½".

Reinforcing channels are standard on all active media tables.

Glides are available and are used for leveling for installation on uneven floors. The glide is 1½" long and provides 1" of leveling.

Media Case

Lift mechanisms have a 130 pounds total lift capacity with a near silent operation and no exposed tracks or gears. The monitor lift can be fully raised in 15 seconds. Lift control box comes standard with a contact closure interface.

Lift mechanism for 32" deep tables:

- Supports up to a 32" monitor
- Travels 23"

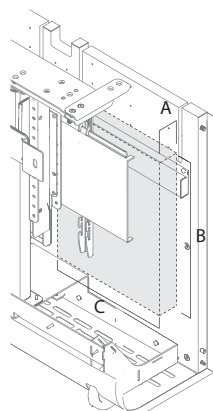
Lift mechanism for 43" deep tables:

- Supports up to a 43" monitor
- Travels 26½"

Universal mounting patterns accommodates standard VESA mounts:

- 75 mm x 75 mm
- 100 mm x 100 mm
- 200 mm x 100 mm
- 200 mm x 200 mm

The active media case is designed with a lid that has a 2" overhang over the worksurface.



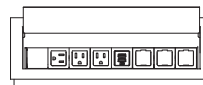
Available space for technology within the media case:

- 34" case:
- A: 2¾" (75 mm)
 - B: 15¾" (400 mm)
 - C: 8" (210 mm)
- 43" case:
- A: 3¾" (96 mm)
 - B: 13¾" (350 mm)
 - C: 12" (310 mm)

Technology

The active media table is a technology agnostic solution, allowing one to bring their own technology application to the table. Customers are responsible for bringing and integrating technology and audio visual components.

Tip: Consult an AV or IT professional early on in the design process for potential technology applications.

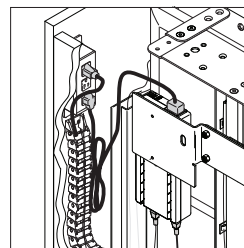


User power trough

provides access to power and technology connections for everyone at the table (3 outlet, 1 dual USB and 3 knockouts) or (3 Outlet, 1 dual USB and extron adapter plate cover).

Tip: AV cords or extron AAP super plates will not be included, customers will need to specify own AV configuration.

Technology components can be securely mounted to the media case and powered by the power receptacles within the media case.



Wire managers allow ease of cable routing and managing.

Surface Materials

Top

- High-Pressure Laminate
- Open Line laminate (option)

3 mm radius profile edge

- Plastic

Access legs

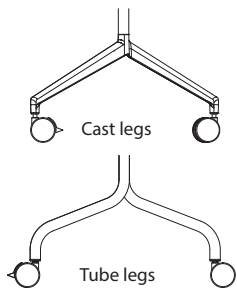
- Paint

Dock and hooks on active media tables

- 6059 Sterling Dark Solid
- 6249 Platinum Solid
- 6259 Midnight
- 6337 Element

Flip-Top Tables

Verb flip-top tables are a folding and nesting table for active spaces. With easy to use one-handed folding lever and mechanism, one person can set it up, take down, move, and compactly store a roomful of tables with minimal effort. The table series is available in three shapes with two leg configurations on casters.



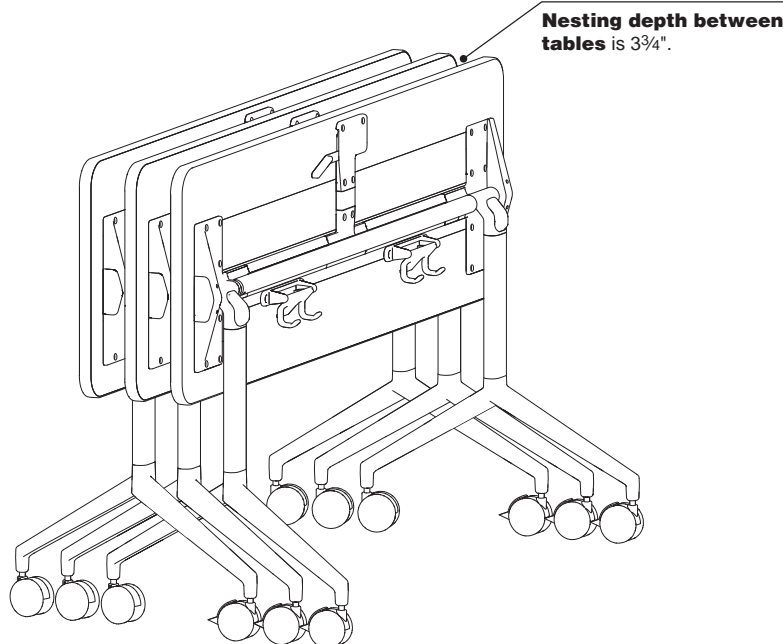
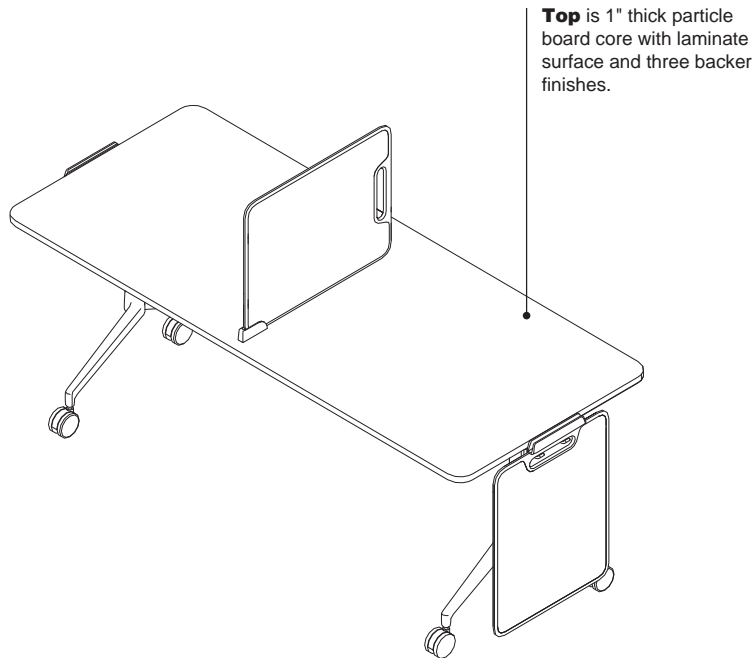
Legs are extruded and die-cast aluminum available in two styles, cast base and tube base.

Cast leg:

- 19"D, 24"D, and 30"D tables
- Chevron, team, and rectangle tables

Tube leg:

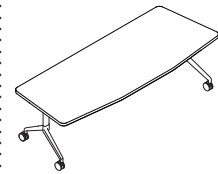
- 19"D, 24"D, and 30"D tables
- Chevron, team, and rectangle tables



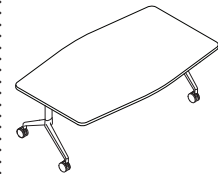
Verb flip-top tables are designed for active learning environments where flexibility and student engagement are key.

Product Details

Flip-top tables have chevron shape tables, team shape tables, and rectangle shape tables.

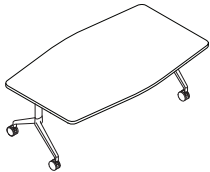
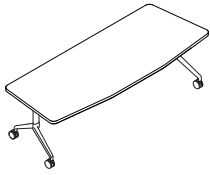


The chevron shape tables provide a sense of personal space division as well as creating a subtle arc when in lecture mode to allow line of sight to everyone in the row.

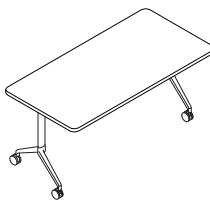


The team shape tables are designed specifically for small group work and project teams, offering the same angled shape as the chevron tables but on both sides of the table.

Casters are 3" diameter, dual wheels that allow the tables to move easily on carpet or hard floors. Flip-top tables are standard with two locking casters (user/flip-handle side) and two non-locking casters. Glides are not available on the flip-top table.

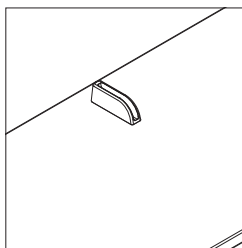


On 84"W chevron and team tables, there is a slight modification to the shape to allow three people to sit at the table instead of two. Rather than having two facets on the angled side of the table, 84" tables have three facets.



The rectangle shape tables can be used for more traditional applications as well as when smaller table sizes are necessary because the rectangle tables are available in 39" and 48" widths as well as the larger sizes.

Worksurfaces are wood-core with High-Pressure Laminate top and plastic 3 mm edge band. All corners have a 2" radius.

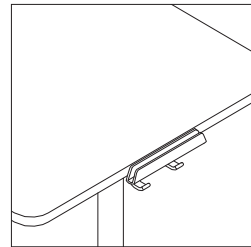


Center docks without storage are optional and provide a dock to support test mode.

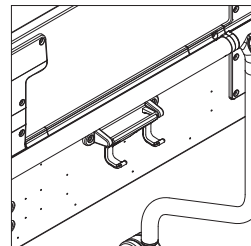
84"W tables are designed to have three students and will have two center docks (if center docks are specified).

Center docks are not available on tables smaller than 60" because they are designed primarily for test mode and tables smaller than 60" do not accommodate two students.

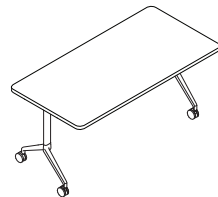
Tip: Center docks are not available on team tables.



Side docks allow display of whiteboards on the tables. For best results, rock the boards into place rather than pressing straight down. Side hooks allow storage of up to four boards per hook.



Stow hook allows for easy whiteboard storage when the table is in flipped mode.

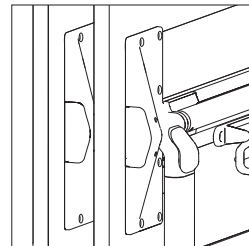


Cast legs with two non-locking and two locking casters are standard on flip-top tables. Legs are also available with four locking casters.

Table height on legs is 28½".

Reinforcing channel is not required on tables smaller than 60"W. On tables 66"W to 84"W, reinforcing channel comes standard to minimize deflection. The reinforcing channel will match the understructure finish selection (light, medium, or dark).

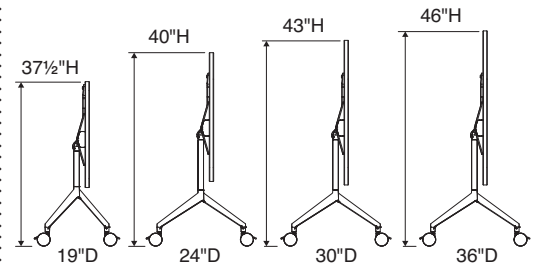
Flip-top modesty panels are constructed of a light-weight fiberglass substrate wrapped with Buzz2 fabric. Panel attaches to the underside of the table with a plastic extrusion that allows the panel to rotate from both the in-use and nested position with ease. Modesty panel stays with the table when flipped and in nesting position, or in-use position. Modesty panels are available for 39", 48", 60", 66", 72", and 84" flip-top rectangle and chevron tops.



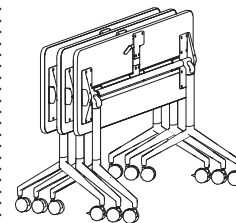
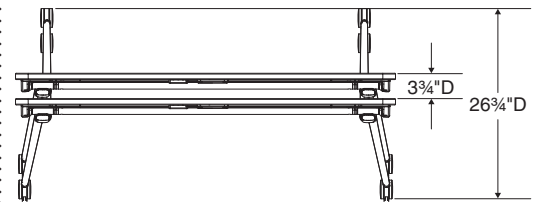
Leg bumper will always be the main point of contact between two nesting tables, even with the stow hooks and whiteboards.

Tables should be inspected and maintained regularly by tightening screws and bolts, inspecting casters for damage, and inspecting all moving parts for damage and wear.

Release handle is black and only used to unlock the table from the in-use position. Flip-top tables in the in-use position have a natural flex in them and are not completely static.



Rectangle table dimensions shown above



Flip-top tables can be nested for space saving storage. Each nested flip-top table adds approximately 3¾" to the nesting depth.

Surface Materials

Top

- High-Pressure Laminate
- Open Line laminate (option)

3 mm radius profile edge

- Plastic

Access legs, seated height-adjustable post legs, and standing height-adjustable post legs

- Paint

Dock and hooks on student tables

- 6059 Sterling Dark Solid
- 6249 Platinum Solid
- 6259 Midnight
- 6337 Element

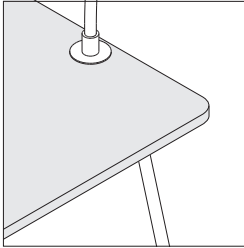
The underside of the table can be specified in one of three color options:

- Light
- Medium
- Dark

Teaching Stations

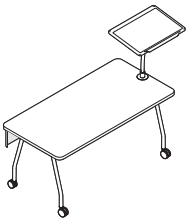
The Verb teaching station is designed to provide support for a range of postures and work modes, including instruction, collaboration, and concentrated work.

Product Details

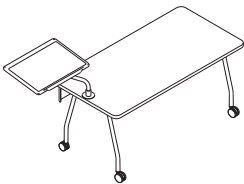


Verb teaching station worksurfaces are wood-core with High-Pressure Laminate top and plastic 3 mm edge band.

Teaching stations are 30"D and come in 50", 60", and 72" widths.



Modesty panels are optional on teaching stations.

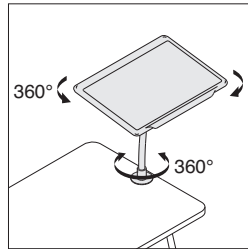


The lectern can be installed on the right or left side of table.

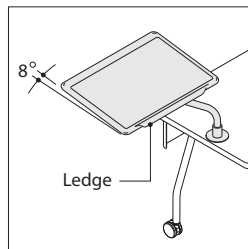
Access legs with non-locking casters come standard on teaching stations. Access legs are also available as an option with four locking casters, four glides, or two non-locking casters and two glides.

Tip: Seated and standing height-adjustable post legs are not available on teaching stations.

► See *Table Top and Leg Choices*, page 284.



The lectern top and lectern arm swivel 360° allowing for maximum position flexibility and enhanced sightlines.



The lectern has an ergonomic 8° slant and a ledge at the bottom.

The lectern top is a High-Pressure Laminate with a urethane edge.

The lectern has an optional cup holder.

Surface Materials

Top

- High-Pressure Laminate
- Open Line laminate (option)

3 mm Radius Profile Edge

- Plastic

Access Legs

- Paint

Modesty Panels

- Paint

Lectern

- 6059 Sterling Dark Solid Urethane Edge with 2883 Seagull Laminate
- 6249 Platinum Solid Urethane Edge with 2883 Seagull Laminate
- 6337 Element Urethane Edge with 2885 Dune Laminate

Lectern Arm

- 4750 Champagne Metallic
- 4799 Platinum Metallic
- 7360 Merle

Cup holder

- 6059 Sterling Dark Solid

Easel and Wall Track

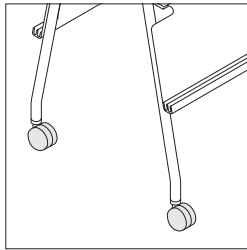
Verb easel facilitates effective display, storage, and presentation of Verb whiteboards.

Verb wall track offers additional display options for the Verb whiteboards and can add functionality to otherwise blank walls.

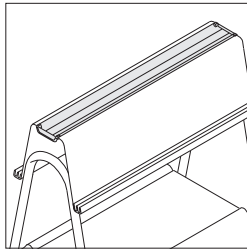
Product Details



Two-sided easel comes standard with two shelves on each side and is 36"W.



Each easel comes standard with casters for ease of mobility.



The easel top shelf can be used to store markers and erasers and is available only in 6249 platinum solid finish.



Wall track comes in 6' and 8' lengths and is made from extruded anodized aluminum. It may be easily cut to length in the field.

Each wall track comes standard with hooks for use with the whiteboards.

Maintenance

- Wipe board with a clean cloth moistened by a liquid markerboard cleaner or a solution of 50% water and 50% isopropyl alcohol.
- Rinse with clear water.
- Wipe dry with a clean cloth. If your board is used daily, the cleaning should be performed at least 2-3 times a week.

More thorough cleaning may be required if writing is left on the board for more than two days.

Markers

Use any high-quality dry erase marker.

CAUTION! The use of Low Odor markers may cause ghosting to occur. If Low Odor markers have been used, the surface can be completely cleaned by following the cleaning instructions above. Remember to discard eraser if used with Low Odor markers.

Removing Permanent Marker

Option 1:

- Write over the top of the permanent marker ink with a dry-erase marker
- Simply erase

Option 2:

- Moisten a clean, dry cloth with isopropyl alcohol
- Wipe the board in a circular motion to loosen marker residue
- Rinse with clear water
- Dry the board with a clean cloth
- Repeat these steps as necessary

Installer's Instructions for Initial Cleaning at Time of Installation

NOTE: These initial cleaning instructions are shipped with every board.

- For initial cleaning, wipe your board with a clean cloth moistened by a mild, alcohol-based cleaner.
- Rinse with clear water. This step is simple, but very important.
- Wipe dry with a clean cloth.

Surface Materials

Easel Frame/Legs

- 4750 Champagne Metallic
- 4799 Platinum Metallic
- 7360 Merle

Easel Display Shelf

- 7360 Merle

Easel Shelf Inserts and Top Cap

- 6249 Platinum Solid

Wall Track Hook

- 6249 Platinum Solid

Table Top and Leg Choices

| | • Dimensions | | • Access Leg | | | | • Seated Height-Adjustable Post Leg | | | |
|--|--------------|---|--------------------------|----------------------|-------------|---|-------------------------------------|----------------------|-------------|---|
| | D | W | With non-locking casters | With locking casters | With glides | With two non-locking casters and two glides | With non-locking casters | With locking casters | With Glides | With two non-locking casters and two glides |

Personal Tables

| | | | | | | | | | | |
|-----------|--------------|-----|------|------|---|------|------|------|------|------|
| Keystone | 19** and 24" | 34" | ● | ● | ● | ● | N.A. | N.A. | ● | N.A. |
| Rectangle | 19** and 24" | 34" | ● | ● | ● | ● | N.A. | N.A. | ● | N.A. |
| Triangle | 22" | 33" | N.A. | N.A. | ● | N.A. | N.A. | N.A. | N.A. | N.A. |

Student Tables

| | | | | | | | | | | |
|-----------|-----|---------|---|---|---|---|------|------|---|------|
| Chevron | 19" | 60"–84" | ● | ● | ● | ● | N.A. | N.A. | ● | N.A. |
| | 24" | 60"–84" | ● | ● | ● | ● | ● | ● | ● | ● |
| | 30" | 60"–84" | ● | ● | ● | ● | ● | ● | ● | ● |
| Team | 24" | 60"–84" | ● | ● | ● | ● | ● | ● | ● | ● |
| | 30" | 60"–84" | ● | ● | ● | ● | ● | ● | ● | ● |
| Trapezoid | 30" | 60"–84" | ● | ● | ● | ● | ● | ● | ● | ● |
| Rectangle | 19" | 39"–84" | ● | ● | ● | ● | N.A. | N.A. | ● | N.A. |
| | 24" | 39" | ● | ● | ● | ● | N.A. | N.A. | ● | N.A. |
| | 24" | 48"–84" | ● | ● | ● | ● | ● | ● | ● | ● |
| | 30" | 48"–84" | ● | ● | ● | ● | ● | ● | ● | ● |

Media Tables

| | | | | | | | | | | |
|-----------|-----|-------------|---|---|---|---|---|---|---|---|
| Rounded | 60" | 78" | ● | ● | ● | ● | ● | ● | ● | ● |
| Square | 60" | 60" | ● | ● | ● | ● | ● | ● | ● | ● |
| Trapezoid | 60" | 60" and 84" | ● | ● | ● | ● | ● | ● | ● | ● |

Active Media Tables

| | | | | | | | | | | |
|-----------|-----|-------------|------|---|---|------|------|------|------|------|
| Rectangle | 34" | 61" and 87" | N.A. | ● | ● | N.A. | N.A. | N.A. | N.A. | N.A. |
| | 43" | 61" and 87" | N.A. | ● | ● | N.A. | N.A. | N.A. | N.A. | N.A. |
| Rounded | 34" | 87" | N.A. | ● | ● | N.A. | N.A. | N.A. | N.A. | N.A. |
| | 43" | 87" | N.A. | ● | ● | N.A. | N.A. | N.A. | N.A. | N.A. |
| Tapered | 34" | 87" | N.A. | ● | ● | N.A. | N.A. | N.A. | N.A. | N.A. |
| | 43" | 87" | N.A. | ● | ● | N.A. | N.A. | N.A. | N.A. | N.A. |

Flip-Top Tables

| | | | | | | | | | | |
|-----------|------|---------|------|------|------|------|------|------|------|------|
| Chevron | 19" | 60"–84" | N.A. | N.A. | N.A. | N.A. | N.A. | N.A. | N.A. | N.A. |
| | 24" | 60"–84" | N.A. | N.A. | N.A. | N.A. | N.A. | N.A. | N.A. | N.A. |
| | 30" | 60"–84" | N.A. | N.A. | N.A. | N.A. | N.A. | N.A. | N.A. | N.A. |
| Team | 24" | 60"–84" | N.A. | N.A. | N.A. | N.A. | N.A. | N.A. | N.A. | N.A. |
| | 30" | 60"–84" | N.A. | N.A. | N.A. | N.A. | N.A. | N.A. | N.A. | N.A. |
| Rectangle | 19** | 39"–84" | N.A. | N.A. | N.A. | N.A. | N.A. | N.A. | N.A. | N.A. |
| | 24** | 39"–84" | N.A. | N.A. | N.A. | N.A. | N.A. | N.A. | N.A. | N.A. |
| | 30** | 48"–84" | N.A. | N.A. | N.A. | N.A. | N.A. | N.A. | N.A. | N.A. |

Teaching Stations

| | | | | | | | | | |
|-----|---------|---|---|---|---|------|------|------|------|
| 30" | 50"–72" | ● | ● | ● | ● | N.A. | N.A. | N.A. | N.A. |
|-----|---------|---|---|---|---|------|------|------|------|

* Can not be used with modesty panel.

** Must be used with modesty panel.

| | •Dimensions | | •Standing Height-Adjustable Post Leg | | | | •Flip-Top Cast Legs | | •Flip-Top Tube Legs | |
|----------------------------|-------------|-------------|--------------------------------------|-------------|---|--------------------------|----------------------|--|----------------------|--|
| | D | W | With locking casters | With glides | With two non-locking casters and two glides | With non-locking casters | With locking casters | With two locking casters and two non-locking casters | With locking casters | With two locking casters and two non-locking casters |
| Personal Tables | | | | | | | | | | |
| Keystone | 19" and 24" | 34" | N.A. | N.A. | N.A. | N. | N.A. | N.A. | N.A. | N.A. |
| Rectangle | 19" and 24" | 34" | N.A. | N.A. | N.A. | N.A. | N.A. | N.A. | N.A. | N.A. |
| Triangle | 22" | 33" | N.A. | N.A. | N.A. | N.A. | N.A. | N.A. | N.A. | N.A. |
| Student Tables | | | | | | | | | | |
| Chevron | 19" | 60"–84" | N.A. | N.A. | N.A. | N.A. | N.A. | N.A. | N.A. | N.A. |
| | 24" | 60"–84" | N.A. | ● | N.A. | N.A. | N.A. | N.A. | N.A. | N.A. |
| | 30" | 60"–84" | *** | ● | *** | *** | N.A. | N.A. | N.A. | N.A. |
| Team | 24" | 60"–84" | N.A. | ● | N.A. | N.A. | N.A. | N.A. | N.A. | N.A. |
| | 30" | 60"–84" | ● | ● | ● | ● | N.A. | N.A. | N.A. | N.A. |
| Trapezoid | 30" | 60"–84" | N.A. | ● | N.A. | N.A. | N.A. | N.A. | N.A. | N.A. |
| Rectangle | 19" | 39"–84" | N.A. | N.A. | N.A. | N.A. | N.A. | N.A. | N.A. | N.A. |
| | 24" | 39" | N.A. | N.A. | N.A. | N.A. | N.A. | N.A. | N.A. | N.A. |
| | 24" | 48"–84" | N.A. | ● | N.A. | N.A. | N.A. | N.A. | N.A. | N.A. |
| | 30" | 48"–84" | * | ● | * | * | N.A. | N.A. | N.A. | N.A. |
| Media Tables | | | | | | | | | | |
| Rounded | 60" | 78" | ● | ● | ● | ● | N.A. | N.A. | N.A. | N.A. |
| Square | 60" | 60" | ● | ● | ● | ● | N.A. | N.A. | N.A. | N.A. |
| Trapezoid | 60" | 60" and 84" | ● | ● | ● | ● | N.A. | N.A. | N.A. | N.A. |
| Active Media Tables | | | | | | | | | | |
| Rectangle | 34" | 61" and 87" | N.A. | N.A. | N.A. | N.A. | N.A. | N.A. | N.A. | N.A. |
| | 43" | 61" and 87" | N.A. | N.A. | N.A. | N.A. | N.A. | N.A. | N.A. | N.A. |
| Rounded | 34" | 87" | N.A. | N.A. | N.A. | N.A. | N.A. | N.A. | N.A. | N.A. |
| | 43" | 87" | N.A. | N.A. | N.A. | N.A. | N.A. | N.A. | N.A. | N.A. |
| Tapered | 34" | 87" | N.A. | N.A. | N.A. | N.A. | N.A. | N.A. | N.A. | N.A. |
| | 43" | 87" | N.A. | N.A. | N.A. | N.A. | N.A. | N.A. | N.A. | N.A. |
| Flip-Top Tables | | | | | | | | | | |
| Chevron | 19" | 60"–84" | N.A. | N.A. | N.A. | N.A. | ● | ● | ● | ● |
| | 24" | 60"–84" | N.A. | N.A. | N.A. | N.A. | ● | ● | ● | ● |
| | 30" | 60"–84" | N.A. | N.A. | N.A. | N.A. | ● | ● | ● | ● |
| Team | 24" | 60"–84" | N.A. | N.A. | N.A. | N.A. | ● | ● | ● | ● |
| | 30" | 60"–84" | N.A. | N.A. | N.A. | N.A. | ● | ● | ● | ● |
| Rectangle | 19" | 39"–84" | N.A. | N.A. | N.A. | N.A. | ● | ● | ● | ● |
| | 24" | 39"–84" | N.A. | N.A. | N.A. | N.A. | ● | ● | ● | ● |
| | 30" | 48"–84" | N.A. | N.A. | N.A. | N.A. | ● | ● | ● | ● |
| Teaching Stations | 30" | 50"–72" | N.A. | N.A. | N.A. | N.A. | N.A. | N.A. | N.A. | N.A. |

Dock Storage Availability

| | Dimensions | | Side Dock and Hook (1 set) | Side Dock and Hook (2 sets) | Side Dock, Hook, and Center Storage Dock | Center Storage Dock | Center Dock Without Storage | Stow Hook |
|----------------------------|-------------------|-------------|----------------------------|-----------------------------|--|---------------------|-----------------------------|-----------|
| | D | W | | | | | | |
| Personal Tables | | | | | | | | |
| Keystone | 19"* | 34" | ● | ● | N.A. | N.A. | N.A. | N.A. |
| | 24" | 34" | ● | ● | N.A. | N.A. | N.A. | N.A. |
| Rectangle | 19"* | 34" | ● | ● | N.A. | N.A. | N.A. | N.A. |
| | 24" | 34" | ● | ● | N.A. | N.A. | N.A. | N.A. |
| Triangle | 22" | 33" | ● | N.A. | N.A. | N.A. | N.A. | N.A. |
| Student Tables | | | | | | | | |
| Chevron | 19", 24", and 30" | 60"–84" | N.A. | ● | ● | ● | N.A. | N.A. |
| Team | 24" and 30" | 60"–84" | N.A. | ● | N.A. | N.A. | N.A. | N.A. |
| Trapezoid | 30" | 62" | N.A. | ● | N.A. | N.A. | N.A. | N.A. |
| Rectangle | 19" and 24" | 39"–48" | N.A. | ● | N.A. | N.A. | N.A. | N.A. |
| | 19" and 24" | 60"–84" | N.A. | ● | ● | ● | N.A. | N.A. |
| | 30" | 48" | N.A. | ● | ● | ● | N.A. | N.A. |
| | 30" | 60"–84" | N.A. | ● | ● | ● | N.A. | N.A. |
| Media Tables | | | | | | | | |
| Rounded | 60" | 78" | N.A. | ● | N.A. | N.A. | N.A. | N.A. |
| Square | 60" | 60" | N.A. | ● | N.A. | N.A. | N.A. | N.A. |
| Trapezoid | 60" | 60" and 84" | N.A. | ● | N.A. | N.A. | N.A. | N.A. |
| Active Media Tables | | | | | | | | |
| Rectangle | 34" | 61" and 87" | ● | N.A. | N.A. | N.A. | N.A. | ● |
| | 43" | 61" and 87" | ● | N.A. | N.A. | N.A. | N.A. | ● |
| Rounded | 34" | 87" | ● | N.A. | N.A. | N.A. | N.A. | ● |
| | 43" | 87" | ● | N.A. | N.A. | N.A. | N.A. | ● |
| Tapered | 34" | 87" | ● | N.A. | N.A. | N.A. | N.A. | ● |
| | 43" | 87" | ● | N.A. | N.A. | N.A. | N.A. | ● |
| Flip-Top Tables | | | | | | | | |
| Chevron | 19" | 60"–84" | ● | ● | N.A. | N.A. | ● | ● |
| | 24" | 60"–84" | ● | ● | N.A. | N.A. | ● | ● |
| | 30" | 60"–84" | ● | ● | N.A. | N.A. | ● | ● |
| Team | 24" | 60"–84" | ● | ● | N.A. | N.A. | ● | ● |
| | 30" | 60"–84" | ● | ● | N.A. | N.A. | ● | ● |
| Rectangle | 19"*** | 39"–84" | ● | ● | N.A. | N.A. | ● | ● |
| | 24"*** | 39"–84" | ● | ● | N.A. | N.A. | ● | ● |
| | 30"*** | 48"–84" | ● | ● | N.A. | N.A. | ● | ● |
| Teaching Stations | 30" | 50"–72" | N.A. | N.A. | N.A. | N.A. | N.A. | N.A. |

* Side docks are not available on 19"D personal tables with casters.

** Center docks are not available on flip-top tables under 60"W.

Personal Tables

| Standard Includes | Required to Specify |
|---|---|
| <ul style="list-style-type: none"> ▶ Need help? Product details, page 272 • Table: 1½"- thick top, High-Pressure Laminate price group 1 • 3 mm radius profile edge: plastic • Access legs with non-locking casters: paint group 1 • Triangle table is standard with three access legs and glides | <ol style="list-style-type: none"> 1 Style number 2 High-Pressure Laminate color number for table 3 Plastic edge band color number for table 4 Paint color number for legs 5 Options, if selected (see below) <p>▶ See <i>Surface Materials</i>, page 304.</p> |

| Options | U.S. Price | Required to Specify | |
|--|--|--|---|
| Surface Materials | Legs on keystone and rectangle tables | | |
| <ul style="list-style-type: none"> • Paint price group 1 • Paint price group 2 • Paint price group 3 | <ul style="list-style-type: none"> No cost +\$ 63 +\$104 | <ul style="list-style-type: none"> Specify paint color number. Specify paint color number. Specify paint color number. | |
| | Legs on triangle table | | |
| <ul style="list-style-type: none"> • Paint price group 1 • Paint price group 2 • Paint price group 3 | <ul style="list-style-type: none"> No cost +\$ 46 +\$ 57 | <ul style="list-style-type: none"> Specify paint color number. Specify paint color number. Specify paint color number. | |
| | High-Pressure Laminate worksurfaces | | |
| <ul style="list-style-type: none"> • Laminate price group 2 • Laminate price group 3 • Open Line Laminate | <ul style="list-style-type: none"> See information at left See information at left +\$102 plus cost of laminate | <ul style="list-style-type: none"> Specify laminate color number. Specify laminate color number. ▶ See <i>Surface Materials Reference Manual</i>. | |
| Leg Options | Access legs | | |
| | <ul style="list-style-type: none"> • Locking casters • Glides • Two non-locking casters and two glides | <ul style="list-style-type: none"> No cost -\$ 29 -\$ 12 | <ul style="list-style-type: none"> Specify <i>with access legs with locking casters</i>. Specify <i>with access legs with glides</i>. Specify <i>with access legs with two non-locking casters and two glides</i>. |
| | Seated height-adjustable post legs | | |
| | <ul style="list-style-type: none"> • Glides | <ul style="list-style-type: none"> +\$350 | <ul style="list-style-type: none"> Specify <i>with seated height-adjustable post leg with glides</i>. |
| Dock Storage Options | <ul style="list-style-type: none"> • No dock • Side dock and hook (one set) • Side dock and hook (two sets) | <ul style="list-style-type: none"> No cost +\$ 74 +\$148 | <ul style="list-style-type: none"> Specify <i>with no dock</i>. Specify <i>with dock and hook (one set)</i> and specify plastic finish. Specify <i>with dock and hook (two sets)</i> and specify plastic finish. |

For laminate price group 2 and 3 pricing, please refer to the *electronic catalog* or *SmartTools*.

Tip: The triangle table is only available with three access legs and glides.

Tip: The triangle table is optional with only one side dock and hook.

Tip: Side docks are not available on 19"D personal tables with casters.

| Specification Information | | | |
|---------------------------|---|--------|------------|
| Dimensions | | Style | U.S. |
| D | W | Number | Base Price |

Keystone Tables

| | | | |
|-----|-----|----------------|-------|
| 19" | 34" | VTK1934 | \$924 |
| 24" | 34" | VTK2434 | \$940 |

Rectangle Tables

| | | | |
|-----|-----|----------------|-------|
| 19" | 34" | VTR1934 | \$924 |
| 24" | 34" | VTR2434 | \$940 |

Triangle Table

| | | | |
|-----|-----|----------------|-------|
| 22" | 33" | VTP2233 | \$722 |
|-----|-----|----------------|-------|



Chevron Tables



► Need help?
Product details,
page 274

Standard Includes

- Table: 1½"- thick top, High-Pressure Laminate price group 1
- 3 mm radius profile edge: plastic
- Access legs with non-locking casters: paint group 1
- Reinforcing channel on 84" tables

Required to Specify

- 1 Style number
 - 2 High-Pressure Laminate color number for table
 - 3 Plastic edge band color number for table
 - 4 Paint color number for legs
 - 5 Options, if selected (see below)
- See *Surface Materials*, page 304.

For laminate price group 2 and 3 pricing, please refer to the electronic catalog or *SmartTools*.

Tip: On 19"D tables, only seated height-adjustable post legs with glides are available.

Tip: Reinforcing channel is not needed on tops smaller than 60" or when a modesty panel is specified. 84" tables come standard with reinforcing channel.

| | Options | U.S. Price | Required to Specify |
|--|---|---|--|
| Surface Materials | Legs | | |
| | • Paint price group 1 | No cost | Specify paint color number. |
| | • Paint price group 2 | +\$ 63 | Specify paint color number. |
| | • Paint price group 3 | +\$104 | Specify paint color number. |
| | Modesty panel | | |
| | • Paint price group 1 | No cost | Specify paint color number. |
| | • Paint price group 2 | +\$ 33 | Specify paint color number. |
| | • Paint price group 3 | +\$ 52 | Specify paint color number. |
| Leg Options | High-Pressure Laminate worksurfaces | | |
| | • Laminate price group 2 | See information at left | Specify laminate color number. |
| | • Laminate price group 3 | See information at left | Specify laminate color number. |
| | • Open Line Laminate | +\$102 plus cost of laminate | ► See <i>Surface Materials Reference Manual</i> . |
| | Access legs | | |
| | • Locking casters | No cost | Specify <i>with access legs with locking casters</i> . |
| | • Glides | -\$ 29 | Specify <i>with access legs with glides</i> . |
| | • Two non-locking casters and two glides | -\$ 12 | Specify <i>with access legs with two non-locking casters and two glides</i> . |
| | Seated height-adjustable post legs | | |
| | • Non-locking casters | Prices at right | Specify <i>with seated height-adjustable post leg with non-locking casters</i> . |
| • Locking casters | Prices at right | Specify <i>with seated height-adjustable post leg with locking casters</i> . | |
| • Glides | Prices at right | Specify <i>with seated height-adjustable post leg with glides</i> . | |
| • Two non-locking casters and two glides | Prices at right | Specify <i>with seated height-adjustable post leg with two non-locking casters and two glides</i> . | |
| | Standing height-adjustable post legs | | |
| | • Non-locking casters | Prices at right | Specify <i>with standing height-adjustable post leg with non-locking casters</i> . |
| | • Locking casters | Prices at right | Specify <i>with standing height-adjustable post leg with locking casters</i> . |
| | • Glides | Prices at right | Specify <i>with standing height-adjustable post leg with glides</i> . |
| • Two non-locking casters and two glides | Prices at right | Specify <i>with standing height-adjustable post leg with two non-locking casters and two glides</i> . | |
| Modesty Panel | • Steel modesty panel | +\$286 | Specify <i>with modesty panel</i> and specify paint color number. |

► Options, continued on next page



For Canadian Pricing

Multiply U.S. Price by the Canadian price factor.

► See page 1 for details.

► Options, continued from previous page

| Options | U.S. Price | Required to Specify | |
|-----------------------------|---|---------------------|---|
| Dock Storage Options | • No dock | No cost | |
| | • Side dock and hook (two sets) | +\$148 | |
| | • Side dock, hook, and center storage dock on units 72" and smaller | +\$196 | |
| | • Side dock, hook, and center storage dock on 84" units | +\$249 | |
| | • Center storage dock on 72" units and smaller | +\$ 50 | |
| | • Center storage dock on 84" units | +\$101 | |
| | | | Specify <i>with no dock</i> . Specify <i>with dock and side hook (two sets)</i> and specify plastic finish. Specify <i>with dock, hook, and center storage dock</i> and specify plastic finish. Specify <i>with dock, hook, and center storage dock</i> and specify plastic finish. Specify <i>with center storage dock</i> and specify plastic finish. Specify <i>with center storage dock</i> and specify plastic finish. |
| Reinforcing Channel | • Reinforcing channel | +\$ 75 | Specify <i>with reinforcing channel</i> . |

Specification Information

| Dimensions D W | Style Number | U.S. Base Price | Options (Add \$ to Base Price) | | | | | | | |
|-------------------|-----------------|-----------------------|---------------------------------------|----------------------------|----------------|--|---|----------------------------|----------------|--|
| | | | Seated Height-Adjustable Post Legs | | | | Standing Height-Adjustable Post Legs | | | |
| | | | with Non- Locking Casters | with Locking Casters | with Glides | with Two Casters and Two Glides | with Non- Locking Casters | with Locking Casters | with Glides | with Two Casters and Two Glides |
| 19" 60" | VTC1960 | \$1099 | N.A. | N.A. | +\$350 | N.A. | N.A. | N.A. | N.A. | N.A. |
| 19" 66" | VTC1966 | \$1121 | N.A. | N.A. | +\$350 | N.A. | N.A. | N.A. | N.A. | N.A. |
| 19" 72" | VTC1972 | \$1149 | N.A. | N.A. | +\$350 | N.A. | N.A. | N.A. | N.A. | N.A. |
| 19" 84" | VTC1984 | \$1346 | N.A. | N.A. | +\$350 | N.A. | N.A. | N.A. | N.A. | N.A. |
| 24" 60" | VTC2460 | \$1149 | +\$384 | +\$384 | +\$350 | +\$366 | N.A. | N.A. | +\$493 | N.A. |
| 24" 66" | VTC2466 | \$1181 | +\$384 | +\$384 | +\$350 | +\$366 | N.A. | N.A. | +\$493 | N.A. |
| 24" 72" | VTC2472 | \$1212 | +\$384 | +\$384 | +\$350 | +\$366 | N.A. | N.A. | +\$493 | N.A. |
| 24" 84" | VTC2484 | \$1417 | +\$384 | +\$384 | +\$350 | +\$366 | N.A. | N.A. | +\$493 | N.A. |
| 30" 60" | VTC3060 | \$1212 | +\$384 | +\$384 | +\$350 | +\$366 | +\$520 | +\$520 | +\$493 | +\$506 |
| 30" 66" | VTC3066 | \$1255 | +\$384 | +\$384 | +\$350 | +\$366 | +\$520 | +\$520 | +\$493 | +\$506 |
| 30" 72" | VTC3072 | \$1294 | +\$384 | +\$384 | +\$350 | +\$366 | +\$520 | +\$520 | +\$493 | +\$506 |
| 30" 84" | VTC3084 | \$1512 | +\$384 | +\$384 | +\$350 | +\$366 | +\$520 | +\$520 | +\$493 | +\$506 |



Tip: 84" tops come standard with reinforcing channel.

Tip: On tables 24"D with standing height-adjustable post legs and modesty panels, Chevron tables are only available with glides.

Tip: On tables with standing height-adjustable post legs and casters, Chevron tables 30"D x 60"-84"W must be used with a modesty panel.



For Canadian Pricing
Multiply U.S. Price by the Canadian price factor.
► See page 1 for details.

Team and Trapezoid Tables



For laminate price group 2 and 3 pricing, please refer to the electronic catalog or SmartTools.

| Standard Includes | | Required to Specify | |
|--|--|--|--|
| <ul style="list-style-type: none"> ▶ Need help? Product details, page 274 | <ul style="list-style-type: none"> Table: 1 1/8" - thick top, High-Pressure Laminate price group 1 3 mm radius profile edge: plastic Access legs with non-locking casters: paint group 1 Reinforcing channel on 84" tables | <ol style="list-style-type: none"> Style number High-Pressure Laminate color number for table Plastic edge band color number for table Paint color number for legs Options, if selected (see below) | <ul style="list-style-type: none"> ▶ See <i>Surface Materials</i>, page 304. |
| Options | U.S. Price | Required to Specify | |
| Surface Materials | Legs <ul style="list-style-type: none"> Paint price group 1 Paint price group 2 Paint price group 3 | No cost +\$ 63 +\$104 | Specify paint color number. Specify paint color number. Specify paint color number. |
| | High-Pressure Laminate worksurfaces <ul style="list-style-type: none"> Laminate price group 2 Laminate price group 3 Open Line Laminate | See information at left See information at left +\$102 plus cost of laminate | Specify laminate color number. Specify laminate color number. ▶ See <i>Surface Materials Reference Manual</i> . |
| Leg Options | Access legs <ul style="list-style-type: none"> Locking casters Glides Two non-locking casters and two glides | No cost -\$ 29 -\$ 12 | Specify <i>with access legs with locking casters</i> . Specify <i>with access legs with glides</i> . Specify <i>with access legs with two non-locking casters and two glides</i> . |
| | Seated height-adjustable post legs <ul style="list-style-type: none"> Non-locking casters Locking casters Glides Two non-locking casters, two glides | Prices at right Prices at right Prices at right Prices at right | Specify <i>with seated height-adjustable post leg with non-locking casters</i> . Specify <i>with seated height-adjustable post leg with locking casters</i> . Specify <i>with seated height-adjustable post leg with glides</i> . Specify <i>with seated height-adjustable post leg with two non-locking casters and two glides</i> . |
| | Standing height-adjustable post legs <ul style="list-style-type: none"> Non-locking casters Locking casters Glides Two non-locking casters, two glides | Prices at right Prices at right Prices at right Prices at right | Specify <i>with standing height-adjustable post leg with non-locking casters</i> . Specify <i>with standing height-adjustable post leg with locking casters</i> . Specify <i>with standing height-adjustable post leg with glides</i> . Specify <i>with standing height-adjustable post leg with two non-locking casters and two glides</i> . |
| Dock Storage Options | <ul style="list-style-type: none"> No dock Side dock and hook (two sets) | No cost +\$148 | Specify <i>with no dock</i> . Specify <i>with dock and hook (two sets) and specify plastic finish</i> . |
| Reinforcing Channel | <ul style="list-style-type: none"> Reinforcing channel | +\$ 75 | Specify <i>with reinforcing channel</i> . |

Tip: Side docks may only be placed on the angled sides of the trapezoid table.



For Canadian Pricing
 Multiply U.S. Price by the Canadian price factor.
 ▶ See page 1 for details.

| Specification Information | | | | | | | | | | | |
|---------------------------|---|--------------|-----------------|------------------------------------|----------------------|-------------|---------------------------------|--------------------------------------|----------------------|-------------|---------------------------------|
| Dimensions | | Style Number | U.S. Base Price | Options (Add \$ to Base Price) | | | | | | | |
| D | W | | | Seated Height-Adjustable Post Legs | | | | Standing Height-Adjustable Post Legs | | | |
| | | | | with Non-Locking Casters | with Locking Casters | with Glides | with Two Casters and Two Glides | with Non-Locking Casters | with Locking Casters | with Glides | with Two Casters and Two Glides |



Team Tables

| D | W | Style Number | U.S. Base Price | with Non-Locking Casters | with Locking Casters | with Glides | with Two Casters and Two Glides | with Non-Locking Casters | with Locking Casters | with Glides | with Two Casters and Two Glides |
|-----|-----|----------------|-----------------|--------------------------|----------------------|-------------|---------------------------------|--------------------------|----------------------|-------------|---------------------------------|
| 24" | 60" | VTT2460 | \$1198 | +\$384 | +\$384 | +\$350 | +\$366 | N.A. | N.A. | +\$493 | N.A. |
| 24" | 72" | VTT2472 | \$1294 | +\$384 | +\$384 | +\$350 | +\$366 | N.A. | N.A. | +\$493 | N.A. |
| 24" | 84" | VTT2484 | \$1393 | +\$384 | +\$384 | +\$350 | +\$366 | N.A. | N.A. | +\$493 | N.A. |
| 30" | 60" | VTT3060 | \$1269 | +\$384 | +\$384 | +\$350 | +\$366 | +\$520 | +\$520 | +\$493 | +\$506 |
| 30" | 72" | VTT3072 | \$1387 | +\$384 | +\$384 | +\$350 | +\$366 | +\$520 | +\$520 | +\$493 | +\$506 |
| 30" | 84" | VTT3084 | \$1544 | +\$384 | +\$384 | +\$350 | +\$366 | +\$520 | +\$520 | +\$493 | +\$506 |



Trapezoid Table

| | | | | | | | | | | | |
|-----|-----|----------------|--------|--------|--------|--------|--------|------|------|--------|------|
| 30" | 62" | VTZ3062 | \$1219 | +\$384 | +\$384 | +\$350 | +\$366 | N.A. | N.A. | +\$493 | N.A. |
|-----|-----|----------------|--------|--------|--------|--------|--------|------|------|--------|------|

 **For Canadian Pricing**
 Multiply U.S. Price by the Canadian price factor.
 ▶ See page 1 for details.



Rectangle Tables



► Need help?
Product details,
page 274

Standard Includes

- Table: 1½"- thick top, High-Pressure Laminate price group 1
- 3 mm radius profile edge: plastic
- Access legs with non-locking casters: paint group 1
- Reinforcing channel on 84" tables

Required to Specify

- 1 Style number
 - 2 High-Pressure Laminate color number for table
 - 3 Plastic edge band color number for table
 - 4 Paint color number for legs
 - 5 Options, if selected (see below)
- See *Surface Materials*, page 304.

For laminate price group 2 and 3 pricing, please refer to the electronic catalog or *SmartTools*.

| | Options | U.S. Price | Required to Specify |
|--------------------------|---|------------------------------|---|
| Surface Materials | Legs | | |
| | • Paint price group 1 | No cost | Specify paint color number. |
| | • Paint price group 2 | +\$ 63 | Specify paint color number. |
| | • Paint price group 3 | +\$104 | Specify paint color number. |
| | Modesty panel | | |
| | • Paint price group 1 | No cost | Specify paint color number. |
| | • Paint price group 2 | +\$ 33 | Specify paint color number. |
| | • Paint price group 3 | +\$ 52 | Specify paint color number. |
| | High-Pressure Laminate worksurfaces | | |
| | • Laminate price group 2 | See information at left | Specify laminate color number. |
| | • Laminate price group 3 | See information at left | Specify laminate color number. |
| | • Open Line Laminate | +\$102 plus cost of laminate | ► See <i>Surface Materials Reference Manual</i> . |
| Leg Options | Access legs | | |
| | • Locking casters | No cost | Specify <i>with access legs with locking casters</i> . |
| | • Glides | -\$ 29 | Specify <i>with access legs with glides</i> . |
| | • Two non-locking casters and two glides | -\$ 12 | Specify <i>with access legs with two non-locking casters and two glides</i> . |
| | Seated height-adjustable post legs | | |
| | • Non-locking casters | Prices at right | Specify <i>with seated height-adjustable post leg with non-locking casters</i> . |
| | • Locking casters | Prices at right | Specify <i>with seated height-adjustable post leg with locking casters</i> . |
| | • Glides | Prices at right | Specify <i>with seated height-adjustable post leg with glides</i> . |
| | • Two non-locking casters, two glides | Prices at right | Specify <i>with seated height-adjustable post leg with two non-locking casters and two glides</i> . |
| | Standing height-adjustable post legs | | |
| | • Non-locking casters | Prices at right | Specify <i>with standing height-adjustable post leg with non-locking casters</i> . |
| | • Locking casters | Prices at right | Specify <i>with standing height-adjustable post leg with locking casters</i> . |
| | • Glides | Prices at right | Specify <i>with standing height-adjustable post leg with glides</i> . |
| | • Two non-locking casters, two glides | Prices at right | Specify <i>with standing height-adjustable post leg with two non-locking casters and two glides</i> . |
| Modesty Panel | • Steel modesty panel | +\$286 | Specify <i>with modesty panel</i> and specify paint color number. |

► **Options, continued on next page**

Tip: On all 19"D tables and on all 39"W tables only seated height-adjustable post legs with glides are available.

Tip: On tables 24"D with standing height-adjustable post legs and modesty panels, rectangle tables are only available with glides.

Tip: On tables with standing height-adjustable post legs and casters, rectangle tables 30"D x 48"-84"W, cannot be used with a modesty panel.

Tip: Modesty panels are not available on 19"D x 39"W or 24"D x 39"W rectangle tables.

Tip: 39"W and 48"W tables can only have side dock and hook.

► Options, continued from previous page

| Options | U.S. Price | Required to Specify |
|---|-----------------------|---|
| Dock Storage Options | | |
| • No dock | No cost | Specify <i>with no dock</i> . |
| • Side dock and hook (two sets) | +\$148 | Specify <i>with dock and hook (two sets)</i> and specify plastic finish. |
| • Side dock, hook, and center storage dock on 60"-72" units | +\$196 | Specify <i>with dock, hook, and center storage dock</i> and specify plastic finish. |
| • Side dock, hook, and center storage dock on 84" units | +\$249 | Specify <i>with dock, hook, and center storage dock</i> and specify plastic finish. |
| • Center storage dock on 72" units and smaller | +\$ 50 | Specify <i>with center storage dock</i> and specify plastic finish. |
| • Center storage dock on 84" units | +\$101 | Specify <i>with center storage dock</i> and specify plastic finish. |
| Reinforcing Channel | • Reinforcing channel | +\$ 75 |
| | | Specify <i>with reinforcing channel</i> . |

Tip: Reinforcing channel is not needed on tops smaller than 60" or when a modesty panel is specified. 84" tables come standard with reinforcing channel.

Specification Information

| Dimensions D W | Style Number | U.S. Base Price | Options (Add \$ to Base Price) | | | | | | | |
|-------------------|-----------------|-----------------------|---------------------------------------|----------------------------|----------------|--|---|----------------------------|----------------|--|
| | | | Seated Height-Adjustable Post Legs | | | | Standing Height-Adjustable Post Legs | | | |
| | | | with Non- Locking Casters | with Locking Casters | with Glides | with Two Casters and Two Glides | with Non- Locking Casters | with Locking Casters | with Glides | with Two Casters and Two Glides |

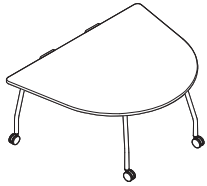


Tip: 84" tables come standard with reinforcing channel.

| | | | | | | | | | | | |
|---------|----------------|--------|--------|--------|--------|--------|--------|--------|--------|--------|--------|
| 19" 39" | VTR1939 | \$ 972 | N.A. | N.A. | +\$350 | N.A. | N.A. | N.A. | N.A. | N.A. | N.A. |
| 19" 48" | VTR1948 | \$1013 | N.A. | N.A. | +\$350 | N.A. | N.A. | N.A. | N.A. | N.A. | N.A. |
| 19" 60" | VTR1960 | \$1053 | N.A. | N.A. | +\$350 | N.A. | N.A. | N.A. | N.A. | N.A. | N.A. |
| 19" 66" | VTR1966 | \$1089 | N.A. | N.A. | +\$350 | N.A. | N.A. | N.A. | N.A. | N.A. | N.A. |
| 19" 72" | VTR1972 | \$1121 | N.A. | N.A. | +\$350 | N.A. | N.A. | N.A. | N.A. | N.A. | N.A. |
| 19" 84" | VTR1984 | \$1335 | N.A. | N.A. | +\$350 | N.A. | N.A. | N.A. | N.A. | N.A. | N.A. |
| 24" 39" | VTR2439 | \$1002 | N.A. | N.A. | +\$350 | N.A. | N.A. | N.A. | N.A. | N.A. | N.A. |
| 24" 48" | VTR2448 | \$1033 | +\$384 | +\$384 | +\$350 | +\$366 | N.A. | N.A. | +\$493 | N.A. | N.A. |
| 24" 60" | VTR2460 | \$1078 | +\$384 | +\$384 | +\$350 | +\$366 | N.A. | N.A. | +\$493 | N.A. | N.A. |
| 24" 66" | VTR2466 | \$1121 | +\$384 | +\$384 | +\$350 | +\$366 | N.A. | N.A. | +\$493 | N.A. | N.A. |
| 24" 72" | VTR2472 | \$1163 | +\$384 | +\$384 | +\$350 | +\$366 | N.A. | N.A. | +\$493 | N.A. | N.A. |
| 24" 84" | VTR2484 | \$1393 | +\$384 | +\$384 | +\$350 | +\$366 | N.A. | N.A. | +\$493 | N.A. | N.A. |
| 30" 48" | VTR3048 | \$1070 | +\$384 | +\$384 | +\$350 | +\$366 | +\$520 | +\$520 | +\$493 | +\$506 | +\$506 |
| 30" 60" | VTR3060 | \$1119 | +\$384 | +\$384 | +\$350 | +\$366 | +\$520 | +\$520 | +\$493 | +\$506 | +\$506 |
| 30" 66" | VTR3066 | \$1187 | +\$384 | +\$384 | +\$350 | +\$366 | +\$520 | +\$520 | +\$493 | +\$506 | +\$506 |
| 30" 72" | VTR3072 | \$1236 | +\$384 | +\$384 | +\$350 | +\$366 | +\$520 | +\$520 | +\$493 | +\$506 | +\$506 |
| 30" 84" | VTR3084 | \$1487 | +\$384 | +\$384 | +\$350 | +\$366 | +\$520 | +\$520 | +\$493 | +\$506 | +\$506 |

For Canadian Pricing
Multiply U.S. Price by the Canadian price factor.
► See page 1 for details.

Media Tables



► Need help?
Product details,
page 276

Standard Includes

- Table: 1 1/8"- thick top, High-Pressure Laminate price group 1
- 3 mm radius profile edge: plastic
- Access legs with non-locking casters: paint group 1
- Reinforcing channels

Required to Specify

- 1 Style number
 - 2 High-Pressure Laminate color number for table
 - 3 Plastic edge band color number for table
 - 4 Paint color number for legs
 - 5 Options, if selected (see below)
- See *Surface Materials*, page 304.

For laminate price group 2 and 3 pricing, please refer to the electronic catalog or *SmartTools*.

Tip: Glides must be used on media tables when used with media:scape mini.

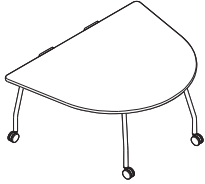
| | Options | U.S. Price | Required to Specify |
|---|--|--|---|
| Surface Materials | Legs | | |
| | <ul style="list-style-type: none"> • Paint price group 1 • Paint price group 2 • Paint price group 3 | No cost +\$ 63 +\$104 | Specify paint color number. Specify paint color number. Specify paint color number. |
| | High-Pressure Laminate worksurfaces | | |
| | <ul style="list-style-type: none"> • Laminate price group 2 • Laminate price group 3 • Open Line Laminate | See information at left See information at left +\$102 plus cost of laminate | Specify laminate color number. Specify laminate color number. ► See <i>Surface Materials Reference Manual</i> . |
| Leg Options | Access legs | | |
| | <ul style="list-style-type: none"> • Locking casters | No cost | Specify <i>with access legs with locking casters</i> . |
| | <ul style="list-style-type: none"> • Glides | -\$ 29 | Specify <i>with access legs with glides</i> . |
| | <ul style="list-style-type: none"> • Two non-locking casters and two glides | -\$ 12 | Specify <i>with access legs with two non-locking casters and two glides</i> . |
| | Seated height-adjustable post legs | | |
| <ul style="list-style-type: none"> • Non-locking casters • Locking casters • Glides • Two non-locking casters, two glides | +\$384 +\$384 +\$350 +\$366 | Specify <i>with seated height-adjustable post leg with non-locking casters</i> . Specify <i>with seated height-adjustable post leg with locking casters</i> . Specify <i>with seated height-adjustable post leg with glides</i> . Specify <i>with seated height-adjustable post leg with two non-locking casters and two glides</i> . | |
| | Standing height-adjustable post legs | | |
| <ul style="list-style-type: none"> • Non-locking casters • Locking casters • Glides • Two non-locking casters, two glides | +\$520 +\$520 +\$493 +\$506 | Specify <i>with standing height-adjustable post leg with non-locking casters</i> . Specify <i>with standing height-adjustable post leg with locking casters</i> . Specify <i>with standing height-adjustable post leg with glides</i> . Specify <i>with standing height-adjustable post leg with two non-locking casters and two glides</i> . | |
| Dock Storage Options | <ul style="list-style-type: none"> • No dock • Side dock and hook (two sets) | No cost +\$148 | Specify <i>with no dock</i> . Specify <i>with dock and hook (two sets)</i> and specify plastic finish. |



For Canadian Pricing
Multiply U.S. Price by the Canadian price factor.
► See page 1 for details.

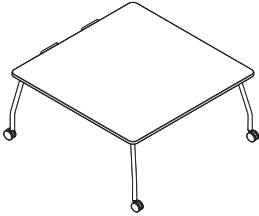
Specification Information

| Dimensions | | Style Number | U.S. Base Price |
|------------|---|--------------|-----------------|
| D | W | | |



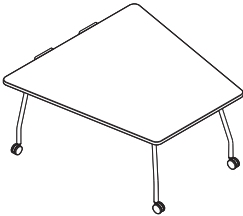
Rounded Table

| | | | |
|-----|-----|-----------------|--------|
| 60" | 78" | VTMR6078 | \$2266 |
|-----|-----|-----------------|--------|



Square Table

| | | | |
|-----|-----|-----------------|--------|
| 60" | 60" | VTMS6060 | \$1838 |
|-----|-----|-----------------|--------|



Trapezoid Tables

| | | | |
|-----|-----|-----------------|--------|
| 60" | 60" | VTMZ6060 | \$1838 |
| 60" | 84" | VTMZ6084 | \$2374 |



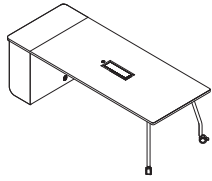
For Canadian Pricing

Multiply U.S. Price by the Canadian price factor.

▶ See page 1 for details.



Active Media Tables



► Need help?
Product details,
page 278

Standard Includes

- Table: 1"- thick top, High-Pressure Laminate price group 1
- 3 mm radius profile edge: plastic
- Media case top: High-Pressure Laminate
- Access legs with locking casters: paint group 1
- 96" Nema power cord
- Electric height-adjustable monitor lift
- Media case power: 3 outlets
- User power channel: 3 outlets, 1 USB, and extron adapter plate or 3 outlets, 1 USB, and 3 knockouts
- Wire management
- Two locking casters

Required to Specify

- 1 Style number
 - 2 Table depth (see below under Required Selections)
 - 3 Table width (see below under Required Selections)
 - 4 High-Pressure Laminate color number for table top and media case
 - 5 Plastic edge band color number for table
 - 6 Paint color number for legs
 - 7 Options, if selected (see below)
- See *Surface Materials*, page 304.

| | Required Selections | U.S. Price | Required to Specify |
|--|---------------------|------------|---------------------|
|--|---------------------|------------|---------------------|

Table Size

Depth

- 34" Prices at right
- 43" Prices at right

Specify with 34" depth.
Specify with 43" depth.

Width

- 61" Prices at right
- 87" Prices at right

Specify with 61" width.
Specify with 87" width.

| | Options | U.S. Price | Required to Specify |
|--|---------|------------|---------------------|
|--|---------|------------|---------------------|

Surface Materials

High-Pressure Laminate worksurfaces

- Laminate price group 2 See information at left
- Laminate price group 3 See information at left
- Open Line Laminate +\$102 plus cost of laminate

Specify laminate color number.
Specify laminate color number.
► See *Surface Materials Reference Manual*.

Legs

- Paint price group 1 No cost
- Paint price group 2 +\$ 63
- Paint price group 3 +\$104

Specify paint color number.
Specify paint color number.
Specify paint color number.

Legs

Access legs

- Locking casters No cost
- Glides -\$ 12

Specify with locking casters.
Specify with glides.

Media Case Power

- 3 outlets No cost
- 5 outlets +\$105

Specify with 3 outlets in the media case.
Specify with 5 outlets in the media case.

User Power Channel

- 3 outlet, 1 USB, and extron adapter plate No cost
- 3 outlet, 1 USB, and 3 knockouts No cost

Specify with 3 outlet, 1 USB, and extron adapter plate configuration.
Specify with 3 outlet, 1 USB, and 3 knockouts plate configuration.

Power Plug Type

- NEMA plug No cost
- Thread low profile +\$ 40

Specify with NEMA plug configuration.
Specify with Thread low profile configuration.

Dock Storage Accessories

Side dock and hook

- No side dock and hook No cost
- One side dock and hook +\$ 74

Specify with no side dock and hook.
Specify with one side dock and hook.

Stow hook

- No stow hook No cost
- One stow hook +\$ 49

Specify with no stow hook.
Specify with one stow hook.

For laminate price group 2 and 3 pricing, please refer to the electronic catalog or *SmartTools*.

Tip: Access legs were designed specifically for 1" tops.

Tip: If you need to power more than one additional piece of technology specify with five outlets.

Tip: If a simple HDMI or VGA connection is needed, route a 15' cord through the table.

Tip: USB port is dual USB-A.



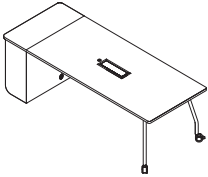
For Canadian Pricing

Multiply U.S. Price by the Canadian price factor.

► See page 1 for details.

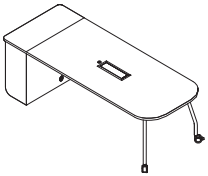
Specification Information

| • Style Number | • Dimensions Depth | • U.S. Base Prices | |
|----------------|--------------------|--------------------|------|
| | | Widths | |
| | | 61"W | 87"W |



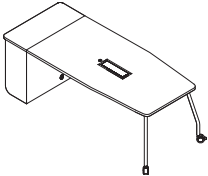
Rectangle Active Media Tables

| VTAMRT2 | 34" | \$8348 | \$8763 |
|---------|-----|--------|--------|
| | 43" | \$8997 | \$9412 |



Rounded Active Media Tables

| VTAMRD2 | 34" | N.A. | \$8872 |
|---------|-----|------|--------|
| | 43" | N.A. | \$9521 |



Tapered Media Tables

| VTAMTP2 | 34" | N.A. | \$8872 |
|---------|-----|------|--------|
| | 43" | N.A. | \$9521 |



For Canadian Pricing
 Multiply U.S. Price by the Canadian price factor.
 ▶ See page 1 for details.



► Options, continued from previous page

| | Options | U.S. Price | Required to Specify |
|---------------------|---|--|---|
| Legs | Leg type | | |
| | • Cast | No cost | Specify <i>with cast legs</i> and select paint color number. |
| | • Tube | -\$136 | Specify <i>with tube legs</i> and select paint color number. |
| | Caster type | | |
| | • Two locking casters and two non-locking casters | No cost | Specify <i>with two locking casters and two non-locking casters</i> . |
| | • Four locking casters | No cost | Specify <i>with four locking casters</i> . |
| Dock Storage | Side dock and hook | | |
| | • No side dock and hook | No cost | Specify <i>with no side dock and hook</i> . |
| | • One side dock and hook | +\$ 72 | Specify <i>with one side dock and hook</i> . |
| | • Two side docks and hook | +\$144 | Specify <i>with two side docks and hook</i> . |
| | Stow hook | | |
| | • No stow hook | No cost | Specify <i>with no stow hook</i> . |
| | • One stow hook | +\$ 48 | Specify <i>with one stow hook</i> . |
| | • Two stow hooks | +\$ 96 | Specify <i>with two stow hooks</i> . |
| | Center dock | | |
| | • No center dock | No cost | Specify <i>with no center dock</i> . |
| • One center dock | +\$ 48 | Specify <i>with one center dock</i> . | |
| • Two center docks | +\$ 96 | Specify <i>with two center docks</i> . | |

Tip: Cast legs come standard with Verb flip-top tables.

Tip: Cast legs and tubes legs do not nest together.

Tip: Flip-top dock and hook options only support two whiteboards per hook.

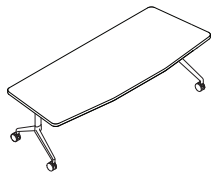
Tip: Center docks on flip-top tables do not have storage well.

Specification Information

| • Style Number | • Dimensions Depth | • U.S. Base Prices | | | | | |
|----------------|--------------------|--------------------|------|------|------|------|------|
| | | • Widths | | | | | |
| | | 39"W | 48"W | 60"W | 66"W | 72"W | 84"W |

Chevron Flip-Top Tables

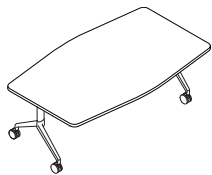
| VTCF | Depth | 39"W | 48"W | 60"W | 66"W | 72"W | 84"W |
|------|-------|------|------|--------|--------|--------|--------|
| | 19" | N.A. | N.A. | \$1888 | \$1912 | \$1935 | \$2117 |
| | 24" | N.A. | N.A. | \$1935 | \$1965 | \$1995 | \$2188 |
| | 30" | N.A. | N.A. | \$1995 | \$2033 | \$2071 | \$2271 |



Tip: For both cast and tube legs, the 19"D table legs are different and do not nest with 24"D or 30"D table legs.

Team Flip-Top Tables

| VTF | Depth | 39"W | 48"W | 60"W | 66"W | 72"W | 84"W |
|-----|-------|------|------|--------|------|--------|--------|
| | 24" | N.A. | N.A. | \$1978 | N.A. | \$2071 | \$2165 |
| | 30" | N.A. | N.A. | \$2048 | N.A. | \$2156 | \$2305 |

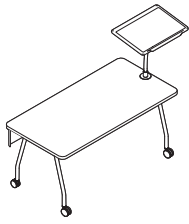


Rectangle Flip-Top Tables

| VTRF | Depth | 39"W | 48"W | 60"W | 66"W | 72"W | 84"W |
|------|-------|--------|--------|--------|--------|--------|--------|
| | 19" | \$1772 | \$1810 | \$1846 | \$1880 | \$1912 | \$2110 |
| | 24" | \$1803 | \$1827 | \$1870 | \$1912 | \$1949 | \$2165 |
| | 30" | N.A. | \$1865 | \$1925 | \$1972 | \$2020 | \$2251 |



Teaching Stations



► Need help?
Product details,
page 282

Standard Includes

- Table: 1½"- thick top, High-Pressure Laminate price group 1
- 3 mm radius profile edge: plastic
- Lectern: urethane edge with laminate
- Access legs with non-locking casters: paint group 1
- Lectern arm: paint group 1
- Modesty panel: paint group 1, if selected

Required to Specify

- 1 Style number
 - 2 High-Pressure Laminate color number for table
 - 3 Plastic edge band color number for table
 - 4 Lectern finish color number
 - 5 Paint color number for legs
 - 6 Paint color number for lectern arm
 - 7 Paint color number for modesty panel, if selected
 - 8 Options, if selected (see below)
- See *Surface Materials*, page 304.

For laminate price group 2 and 3 pricing, please refer to the electronic catalog or SmartTools.

| | Options | U.S. Price | Required to Specify |
|----------------------------|---|------------------------------|--|
| Surface Materials | Legs | | |
| | • Paint price group 1 | No cost | Specify paint color number. |
| | • Paint price group 2 | +\$ 63 | Specify paint color number. |
| | • Paint price group 3 | +\$104 | Specify paint color number. |
| | Lectern arm | | |
| | • Paint price group 1 | No cost | Specify paint color number. |
| | • Paint price group 2 | +\$ 12 | Specify paint color number. |
| | Modesty panel | | |
| | • Paint price group 1 | No cost | Specify paint color number. |
| | • Paint price group 2 | +\$ 33 | Specify paint color number. |
| | • Paint price group 3 | +\$ 52 | Specify paint color number. |
| | High-Pressure Laminate worksurfaces | | |
| | • Laminate price group 2 | See information at left | Specify laminate color number. |
| | • Laminate price group 3 | See information at left | Specify laminate color number. |
| | • Open Line Laminate | +\$102 plus cost of laminate | ► See <i>Surface Materials Reference Manual</i> . |
| Cup Holder | • Cup holder on lectern | +\$ 51 | Specify <i>with cup holder</i> . |
| Leg Options | Access legs | | |
| | • Locking casters | No cost | Specify <i>with access leg with locking casters</i> . |
| | • Glides | -\$ 29 | Specify <i>with access leg with glides</i> . |
| | • Two non-locking casters and two glides | -\$ 12 | Specify <i>with access leg with two casters and two glides</i> . |
| Modesty Panel | • Steel modesty panel on teaching station without storage caddy | +\$286 | Specify <i>with modesty panel</i> and select paint color number. |
| Reinforcing Channel | • Reinforcing channel on 60" and 72" units | +\$ 75 | Specify <i>with reinforcing channel</i> . |

Specification Information

| Dimensions | | Style Number | U.S. Base Price |
|------------|-----|-----------------|-----------------|
| D | W | | |
| 30" | 50" | VTSN3050 | \$2218 |
| 30" | 60" | VTSN3060 | \$2273 |
| 30" | 72" | VTSN3072 | \$2372 |



For Canadian Pricing
Multiply U.S. Price by the Canadian price factor.
► See page 1 for details.



Tip: See CeramicSteel Cleaning/Daily Care and Maintenance for additional information.
 ▶ See Collaborative Surfaces Specification Guide.

| Standard Includes | Required to Specify |
|--|---------------------|
| • Two-sided e ³ CeramicSteel with urethane edge molding | Style number |

| Specification Information | | | |
|---------------------------|-----|-------------|-------|
| Dimensions | | Style | U.S. |
| H | W | Number | Price |
| 18" | 23" | VWB2 | \$279 |

 **For Canadian Pricing**
 Multiply U.S. Price by the Canadian price factor.
 ▶ See page 1 for details.



Easel



| | Standard Includes | Required to Specify |
|--|--|---|
| ▶ Need help? Product details, page 283 | <ul style="list-style-type: none"> Steel display shelves: 7360 Merle Frame/legs: paint group 1 Castors: black Trough: 6249 Platinum Solid Shipped assembled/wrapped | <ul style="list-style-type: none"> 1 Style number 2 Frame/leg paint color number 3 Options, if selected (see below) ▶ See <i>Surface Materials</i>, page 304. |

| | Options | U.S. Price | Required to Specify |
|--------------------------|--|--|--|
| Surface Materials | Frame/legs | | |
| | <ul style="list-style-type: none"> Paint price group 1 Paint price group 2 | <ul style="list-style-type: none"> No cost +\$48 | <ul style="list-style-type: none"> Specify paint color number. Specify paint color number. |

| Specification Information | | | |
|---------------------------|-----|-------------|-----------|
| Dimensions | | Style | U.S. Base |
| D | W | Number | Price |
| 24" | 36" | VE36 | \$2305 |



For Canadian Pricing

Multiply U.S. Price by the Canadian price factor.

▶ See page 1 for details.

Wall Track



Tip: The wall track style numbers come with four or five hooks. Additional wall track hooks are available.

| Standard Includes | | Required to Specify |
|--|---|---------------------|
| ▶ Need help? Product details, page 283 | <ul style="list-style-type: none"> Anodized aluminum track Cork insert Plastic hooks | Style number |

| Specification Information | | | | |
|---------------------------|---|-------------------------|--------------|------------|
| Dimensions | | Number of Plastic Hooks | Style Number | U.S. Price |
| D | W | | | |
| | | | | |

Wall Track

| | | | | |
|----|----|---|-------------|-------|
| 1" | 6' | 4 | VWT6 | \$388 |
| 1" | 8' | 5 | VWT8 | \$476 |
| | | | | |

Wall Track Hook

| | | | | |
|--|--|---|-------------|-------|
| | | 1 | VWTH | \$ 34 |
| | | | | |

 **For Canadian Pricing**
 Multiply U.S. Price by the Canadian price factor.
 ▶ See page 1 for details.

Surface Materials

This listing includes all the surface material choices that are available for the products in this specification guide.

Resources

For more information about surface materials, refer to the following resources:

Additional surface materials specification tools are available to assist you in the specification process—the Surface Materials Binders.

The global surface materials palette is a core collection of finishes that is available across multiple geographies (Americas/EMEA – Europe, Middle East, and Africa/APAC – Asia Pacific) and on global product lines, where applicable. For a list of finishes included in the offering, see the *Surface Materials Reference Manual*. Additional details, like product approvals by geography and finish number conversions, can also be found in the *Surface Materials Reference Manual* or see steelcase.com/surface-materials.

Surface Materials Binders

- *Surface Materials Reference Manual*
- A complete set of swatch cards for hard surfaces, vertical surface fabrics, and seating upholstery.

Paint

Steelcase Surfaces

Applies to:

- Legs and modesty panels on chevron tables, rectangle tables, and teaching stations.
- Legs on personal tables, team tables, trapezoid tables, and media tables

Price Group 1

Textured Paint

- 7207 Black
- 7225 Sand
- 7241 Arctic White
- 7243 Seagull
- 7360 Merle

Price Group 2

Smooth Metallic Paint

- 4750 Champagne Metallic
- 4798 Sterling Metallic
- 4799 Platinum Metallic

Textured Metallic Paint

- 7246 Midnight Metallic

Price Group 3

Accent Paint

- 1ATG Rose Quartz
- 4AV3 Blue Jay
- 4AV4 Baltic
- 4AX1 Citron
- 4AY2 Chili
- 4AZ5 Marlin
- 4CL1 Dark Olivine
- 4CL2 Ice Blue
- 4CL3 Aura
- 4CL4 Sea Glass
- 4CL5 Light Matcha
- 4CL6 Terra
- 4CL7 Sandstone
- 4CL8 Smokey Plum
- 4CZ5 Honey
- 4CZ6 Lagoon
- 4CZ8 Light Peacock

Applies to:

- Easel frame/legs
- Teaching station lectern arm

Price Group 1

Textured Paint

- 7360 Merle

Price Group 2

Smooth Metallic Paint

- 4750 Champagne Metallic
- 4799 Platinum Metallic

Custom Surfaces

Price Group 3

PerfectMatch

PerfectMatch is a service that allows you to create your own paint color. Refer to the *Surface Materials Reference Manual* for more information about this program.

Laminate

Applies to:

- Worksurface on personal tables, chevron tables, team tables, trapezoid tables, rectangle tables, media tables, and teaching stations

Steelcase Surfaces

High-Pressure Laminate

Price Group 1

Fiber Laminate

- 2850 Vanadium Fiber
- 2854 Vellum Fiber **E**
- 2860 Granite Fiber
- 2862 Stucco Fiber **E**

Micro Laminate

- 2920 Marl Micro
- 2921 Gypsum Micro
- 2922 Clay Micro

Patina Laminate

- 2870 Blonde Bronze Patina
- 2873 Instant Iron Patina

Solid Laminate

- 2722 Cream **E**
- 2730 Arctic White
- 2746 Black
- 2759 Warm White
- 2811 Mist **E**
- 2883 Seagull
- 2884 Milk
- 2885 Dune
- 2HAA Persian Salt
- 2HAB Rose
- 2HAC Indigo
- 2HAD Green Citrine
- 2HAE Dark Olivine
- 2HAF Cloudy
- 2HMG Merle
- 2HWU Clay
- 2HWV Chalk

Speckle Laminate

- 2820 Coffee Speckle **E**
- 2823 Driftwood Speckle
- 2824 Smoke Speckle
- 2825 Vanadium Speckle

Tip: Some wood veneer finishes and woodgrain laminates share the same name. Because of the difference in materials, veneers and laminates of the same name are not an exact match but do coordinate with each other.

Woodgrain Laminate

- 2406 Clear Cherry **E**
- 2409 Clear Maple
- 2410 Graphite Walnut
- 2412 Natural Cherry
- 2422 Medium Cherry
- 2511 Winter on Maple
- 2535 Virginia Walnut
- 2536 Blackwood **E**
- 2538 Clear Walnut
- 2592 Blonde on Maple **E**
- 2714 Natural Walnut **E**
- 2HAK Clear Oak
- 2HAN Ash Noce
- 2HAT Acacia
- 2HAW Ash Wenge
- 2HBN Bisque Noce
- 2HBW Bisque Wenge
- 2HCN Clay Noce
- 2HCW Clay Wenge
- 2HSN Storm Noce
- 2HSW Storm Wenge
- 2HWA Grey Kingswood
- 2HWB Planked Walnut
- 2HWD Resolute Walnut
- 2HWE Natural Recon
- 2HWF Smoked Walnut

Price Group 2

Textured Laminate

- 2TH2 Fawn Cypress
- 2TH4 Saddle Oak
- 2TH5 Veranda Teak
- 2TH7 Walnut Heights
- 2UH1 Reclaimed Aggregate
- 2UH2 Reclaimed Gravel
- 2UH4 Cement*
- 2UH6 Sheetrock

**2UH4 Cement has limited availability, determined by product sizing and/or options.*

Applies to:

- Worksurface on flip-top tables

Price Group 3

Solid Laminate

- 24H1 Satin White
- 24H2 Satin Black
- 24H3 Satin Stone
- 24H4 Satin Mocha

E = Established

Custom Surfaces

Open Line Laminate (OLL)

This service allows you to order non-standard laminate at an additional processing fee of \$102 U.S. per unit, plus the cost of the laminate.

High-Pressure Laminate pricing does not include premium or digitally printed patterns from any suppliers. Laminate cost may also vary for basic or standard laminates from other suppliers. Please contact the OLL consultant at 616.475.2426 for pricing. The cost of the laminate will be added to your invoice as a separate line on the acknowledgement.

When processing orders for Open Line Laminate on Verb, specify 2900 in the laminate finish field and enter the OLL manufacturer information. Enter the required edge finish as you would a standard laminate.

Laminate Approval and Material Requirements

To confirm whether a particular laminate has already been tested for use on a specific Steelcase product or to determine material square foot requirements:

- Visit www.steelcase.com

For additional information, refer to the Steelcase Surface Materials Reference Manual.

Plastic

Steelcase Surfaces

Applies to:

- Edge on personal tables, chevron tables, team tables, trapezoid tables, rectangle tables, media tables, and teaching stations

- 6000 Black
6001 Coffee
6009 Arctic White
6034 Natural Cherry
6036 Medium Cherry
6037 Winter on Maple
6038 Blonde on Maple
6041 Natural Walnut
6052 Milk
6053 Seagull
6169 Stone
6170 Mocha
61AA Persian Salt
61AB Rose
61AC Indigo
61AD Green Citrine
61AE Dark Olivine
61AF Cloudy
6213 Acacia
6219 Clear Oak
6231 Graphite Walnut
6237 Clear Maple
6242 Virginia Walnut
6243 Blackwood
6245 Clear Walnut
6249 Platinum Solid
6271 Plywood
6527 Merle
6612 Grey V2
6615 Grey V5
6619 Ice
6631 Cream
6635 Dawn
6636 Mist
6654 Sand
6655 Warm White
6694 Slate
6695 Midnight
6697 Fog
6698 Fieldstone
66WA Grey Kingswood
66WB Planked Walnut
66WD Resolute Walnut
66WE Natural Recon
66WF Smoked Walnut
66WU Clay
66WV Chalk
6703 Ash Wenge
6704 Storm Wenge
6705 Bisque Wenge
6706 Clay Wenge
6707 Ash Noce
6708 Bisque Noce
6709 Clay Noce
6710 Storm Noce
6T02 Fawn Cypress
6T04 Saddle Oak
6T05 Veranda Teak
6T07 Walnut Heights
6T08 Aggregate
6T09 Gravel
6T10 Cement
6T12 Sheetrock

Tip: Light color plastic edges are susceptible to degradation due to normal wear and tear. Staining (e.g., ball point pen or clothing dyes such as blue jeans) and dirt effects are more pronounced in light colors and are not considered defects.

Applies to:

- Dock and hooks on personal tables, chevron tables, team tables, trapezoid tables, rectangle tables, and media tables
6059 Sterling Dark Solid
6249 Platinum Solid
6259 Midnight
6337 Element

Lectern Surface

Steelcase Surfaces

Lectern laminate color defaults based on the urethane color.

Table with 2 columns: Urethane Edge and Laminate. Rows include 6059 Sterling Dark Solid, 6249 Platinum Solid, and 6337 Element.

E = Established



Convene

Statement of Line 308

Understanding

| | |
|--|-----|
| Conference Tables and Coordinating Furniture | 312 |
| Conference Tables | 314 |
| Contemporary-Style Coordinating Furniture | 318 |
| Transitional-Style Coordinating Furniture | 320 |
| Convene Credenza Dimensions | 321 |
| Conference Table Top and Base Combinations | 322 |
| Convene Base Locations | 334 |
| Power and Communication Accessory Locations | 340 |
| Availability of Conference Top Options | 344 |
| Specifying Conference Top Options | 348 |

Specifying

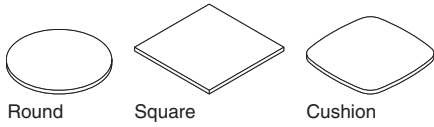
| | |
|-------------------------------------|-----|
| Wood Conference Table Tops | 351 |
| Laminate Conference Table Tops | 362 |
| Bases for Conference Tables | 374 |
| Power and Communication Accessories | 382 |
| Contemporary-Style Furniture | 384 |
| Transitional-Style Furniture | 392 |
| Convene Edge Profile Samples | 396 |
| Transitional-Style Wallboards | 397 |

Surface Materials 398

Statement of Line

Convene

Conference Tables and Bases

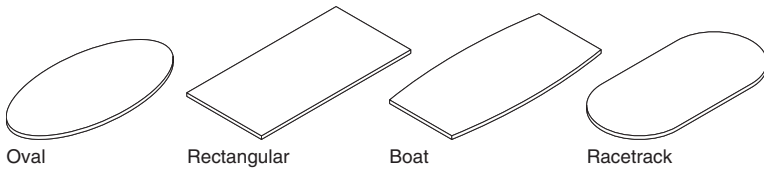


Understanding
 ▶ Page 314
 Specifying
 ▶ Pages 351–353,
 362–364

Round, Square, and Cushion Table Tops

| | 36"W | 42"W | 48"W | 54"W | 60"W | 66"W | 72"W |
|------|------|------|------|------|------|------|------|
| 36"D | ● ■ | | | | | | |
| 42"D | | ● ■ | | | | | |
| 48"D | | | ● ■ | | | | |
| 54"D | | | | ● ■ | | | |
| 60"D | | | | | ● ■ | | |
| 66"D | | | | | | ● | |
| 72"D | | | | | | | ● |

● = Round ■ = Square and Cushion



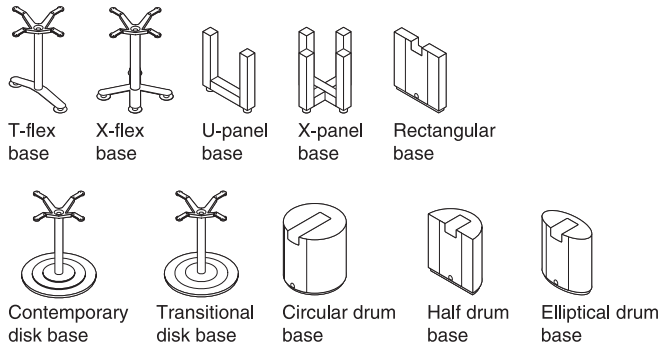
Understanding
 ▶ Page 314
 Specifying
 ▶ Pages 354–360,
 366–372

Oval, Rectangular, Boat-Shape, and Racetrack Tops

| | 60"W | 66"W | 72"W | 84"W | 96"W | 108"W | 120"W | 144"W | 168"W | 192"W | 216"W |
|------|------|------|------|------|------|-------|-------|-------|-------|-------|-------|
| 36"D | ● ■ | ● ■ | ● ■ | ● ■ | | | | | | | |
| 42"D | | | ● ■ | ● ■ | ● ■ | ● ■ | | | | | |
| 48"D | | | | ■ | ● ■ | ● ■ | ● ■ | ● ■ | | | |
| 54"D | | | | | | ● ■ | ● ■ | ● ■ | ■ | | |
| 60"D | | | | | | | ● ■ | ● ■ | ● ■ | ■ | ■ |
| 66"D | | | | | | | | ● ■ | ● ■ | ● ■ | ■ |
| 72"D | | | | | | | | | ● ■ | ● ■ | ● ■ |

● = Oval ■ = Rectangular, Boat-Shape, and Racetrack

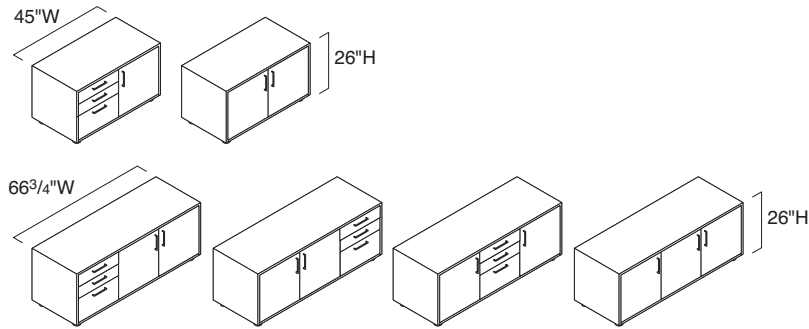
Conference Tables and Bases, continued



Understanding
 ▶ Page 314
 Specifying
 ▶ Pages 374–381

Conference Table Bases

Contemporary-Style Coordinating Furniture



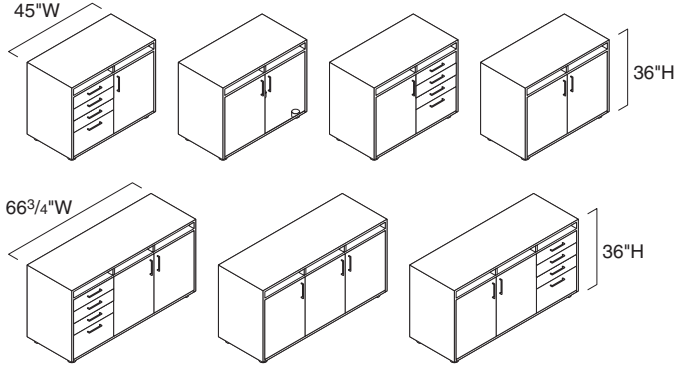
Understanding
 ▶ Page 318
 Specifying
 ▶ Page 384

Storage Credenzas

| | |
|--|--------|
| | 45\"/> |
|--|--------|

Statement of Line, Convене, continued

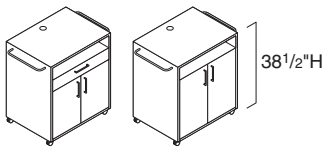
Contemporary-Style Coordinating Furniture, continued



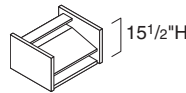
Understanding
 ▶ Page 318
 Specifying
 ▶ Page 386

Buffet-Height Credenzas

| | | |
|-------|-------|-------|
| | 45\"W | 67\"W |
| 24\"D | ● | ● |



Understanding
 ▶ Page 318
 Specifying
 ▶ Page 388



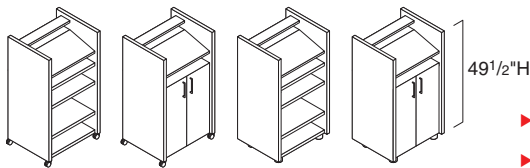
Understanding
 ▶ Page 318
 Specifying
 ▶ Page 390

Media Carts

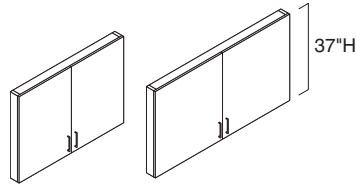
| | |
|-------|-------|
| | 32\"W |
| 24\"D | ● |

Table Top Lectern

| | |
|-------|-------|
| | 25\"W |
| 22\"D | ● |



Understanding
 ▶ Page 318
 Specifying
 ▶ Page 390



Understanding
 ▶ Page 320
 Specifying
 ▶ Page 397

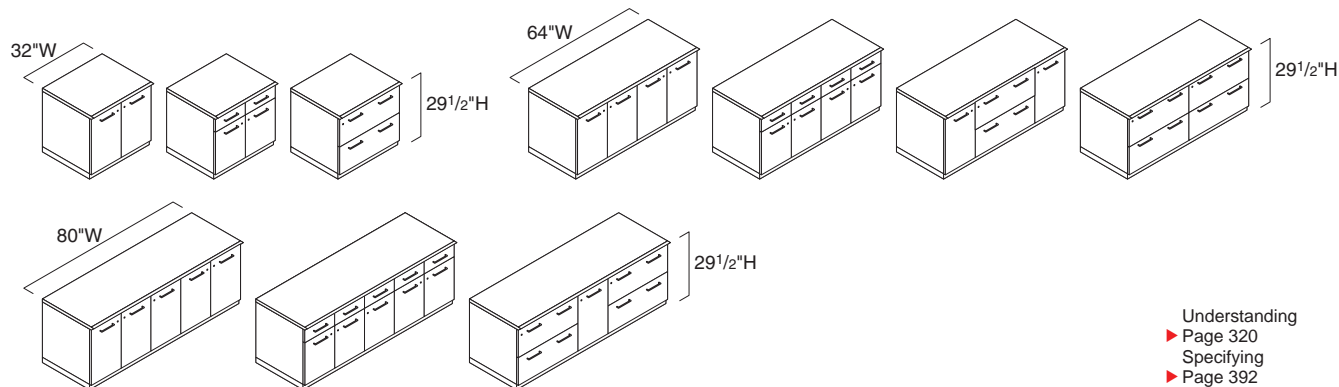
Full-Height Lecterns

| | |
|-------|-------|
| | 25\"W |
| 22\"D | ● |

Transitional-Style Wallboards

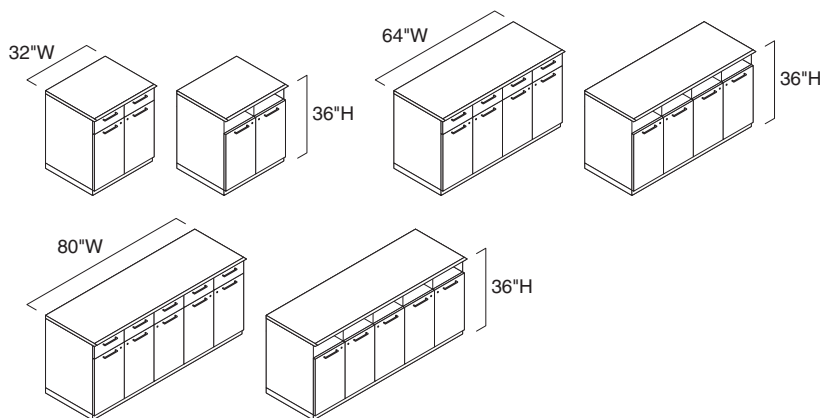
| | | |
|------|-------|-------|
| | 56\"W | 70\"W |
| 5\"D | ● | ● |

Transitional-Style Coordinating Furniture



Storage Credenzas

| | 32"W | 64"W | 80"W |
|----------|------|------|------|
| 25 1/4"D | ● | ● | ● |



Buffet-Height Credenzas

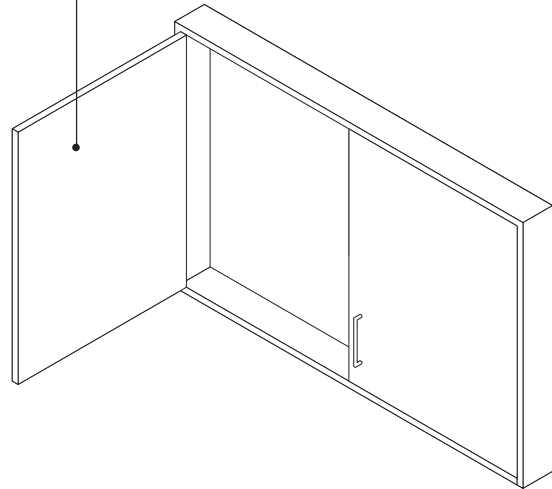
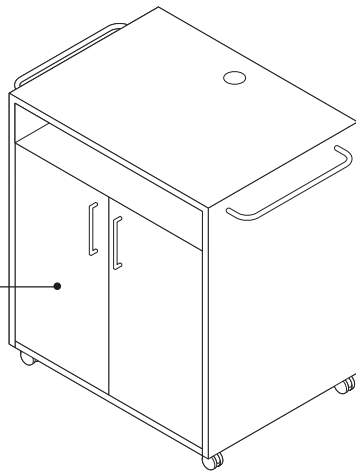
| | 32"W | 64"W | 80"W |
|----------|------|------|------|
| 25 1/4"D | ● | ● | ● |

Convene Conference Tables and Coordinating Furniture

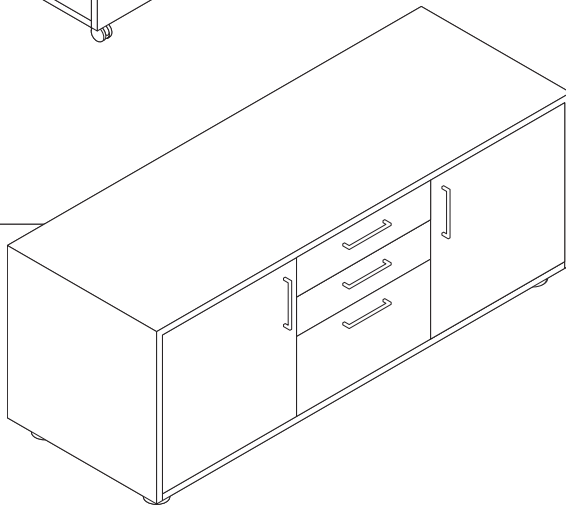
Convene coordinating furniture matches the aesthetic of the Convene conference tables and is ideal for use in conference rooms and large offices. Two furniture styles are available: Contemporary and Transitional.

Wallboard is available 56"W and 70"W. Doors open 180° and the interior writing surface accommodates dry-erase markers.

Media carts are available with drawers, open shelves, and double doors in three configurations. 2½"-round grommet is standard in cart top.



Storage credenzas are available in various door and file drawer configurations. Buffet-height credenzas are also available. Translucent glass doors are available as an option on Contemporary-style furniture only. Locks are standard factory-installed, keyed random. ▶ *Lock and Keying*, page 534



Conference tables are available in a wide variety of table top and base combinations. ▶ See *Conference Table Top and Base Combinations*, page 322.

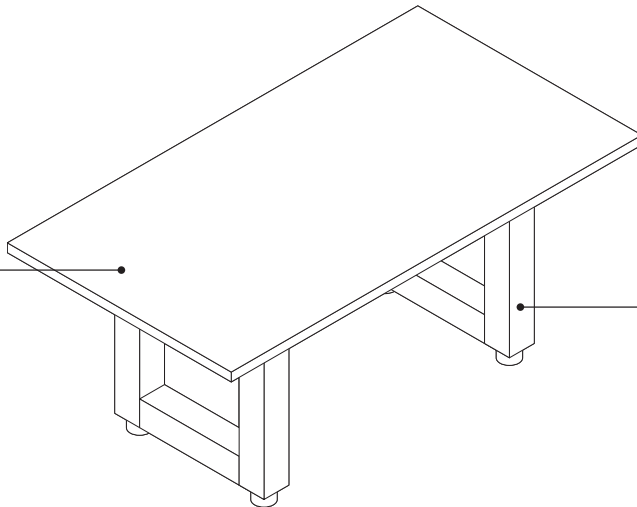


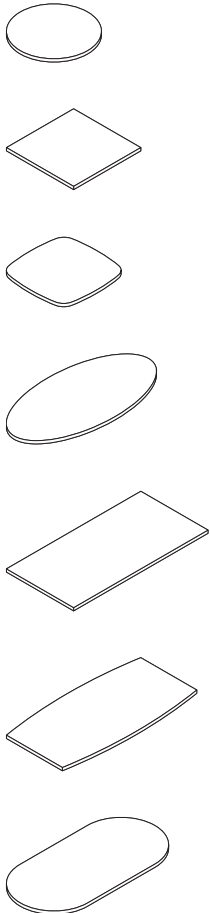
Table bases are available in eleven styles. Various sizes are available in both metal and wood. All bases accommodate cords and cables to bring power and data to the worksurface.

Convене Conference Tables

Convене table collection allows tops and bases that are combined to create a wide variety of conference tables with numerous power and communication options.

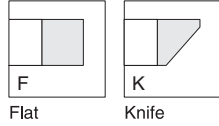
Product Details

Conference tables include a top and bases that are ordered separately and combined in the field. Conference tables are 29"H. *Tip: Use the Conference Table Top and Base Combinations matrix to determine the type and number of bases you need to order for the table you choose.* ▶Page 322

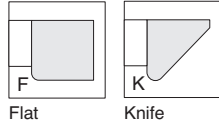


Seven conference table tops are available in a variety of sizes.

Standard Edge Profiles



Large Edge Profiles



Two edge profiles are available on table tops. To keep the proportions of edge profile and table size visually consistent, tables over a certain size receive a larger edge profile. Standard edge profile is 1¼"D x 1⅜"H, large edge profile is 1⅞"D x 1⅞"H. Edge profiles are solid wood.

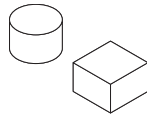
Solid wood edge profiles are achieved by adding a specially shaped wood edge to table tops. Both wood and laminate table tops have solid wood edge profiles.

Solid wood edge profile finishes will not be an exact match to wood grain laminates. We highly recommend ordering physical samples to understand visual differences.

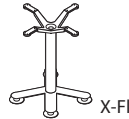
Grain direction on wood veneer tops runs the width on all tops up to 72"W. Grain direction runs the depth on all tops 84"W or wider.

Directional laminates run the width on all tops up to 60"D. Directional laminates run the depth on tops 66"D or deeper.

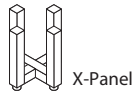
Conference table bases are available in nine styles—T-flex, X-flex, U-panel, X-panel, rectangular panel, circular drum, elliptical drum, and half drum. Not all bases can be used on all table tops. ▶See *Conference Table Top and Base Combinations* matrix, pages 322–333.



Cylinder and square feet are available on certain conference table bases.



Metal T-flex and X-flex bases are available 24"W and 30"W.



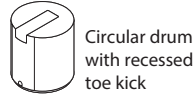
U-panel and X-panel bases are available 24"W, 30"W, and 36"W. U- and X-panel bases are wood and standard with cylinder feet. Square feet are available as an option.



Rectangular panel bases are available 24"W, 30"W, and 36"W. Rectangular panel bases are wood and available with a recessed toe kick plate in a metallic or black finish, cylinder feet, or square feet.



Freestanding table base is available 28"W.



Circular drum bases are available 24"W, 30"W, and 36"W. Circular drum bases are wood and available with a recessed toe kick plate in a metallic or black finish.



Half drum bases are available 24"W, 30"W, and 36"W. Half drum bases are wood and available with a recessed toe kick plate in a metallic or black finish.



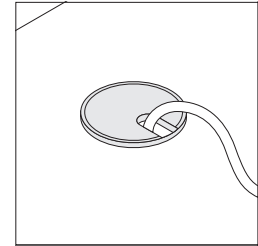
Elliptical drum bases are available 24"W, 30"W, and 36"W. Elliptical drum bases are wood and available with a recessed toe kick plate in a metallic or black finish.

Leveling glides adjust to install tables on uneven floors. Leveling glides are standard on all bases.

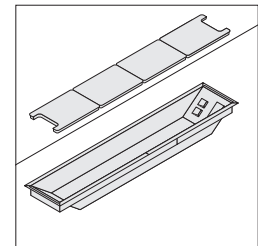
Connections

Conference table combinations require a certain size and number of bases to support a specific top. ▶Page 322

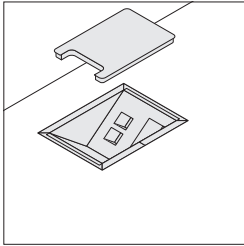
Wiring & Cabling



2½"-round grommets are available factory installed on conference tables to allow cords and cables to pass through the top.



Power channels are available in the table top to provide lay-in cable routing and access to electrical outlets and voice and data receptacles. Technology covers are included to conceal outlets and receptacles. Tables can accommodate one or two power channels depending on table dimensions. Power channels are standard with a conduit and must be hardwired in the field. *Tip: Power channels cannot be used on any table supported with an X-panel base.* ▶See *Availability of Conference Top Options*, page 344.

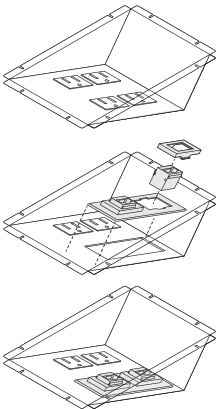


Power units are available in the table top to provide access to electrical outlets and voice and data receptacles. Technology covers are included to conceal outlets and receptacles. Tables can accommodate one, two, four or six power units depending on table dimensions. Power units are standard with a conduit and must be hard-wired in the field.

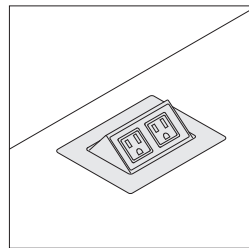
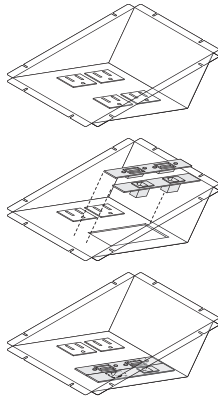
Tip: Power units cannot be used on any table supported with T-flex, or X-flex bases.

▶ See Availability of Conference Top Options, page 344.

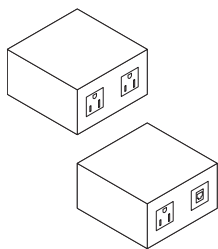
Power channels and power units have an opening for data that can be filled. The first method is two simplex voice/data jacks (customer supplied).



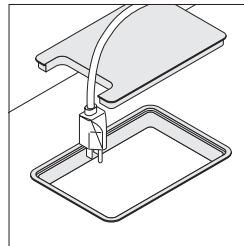
The second method is two single space Extron Electronics Architectural Adapter Plates (AAPs) for data solutions. These are supplied by the customer and can be used in any combination.



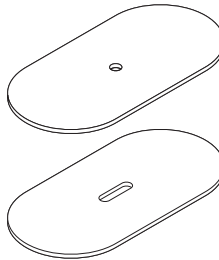
Flip up power unit provides two electrical outlets at worksurface height. Power unit is flush with worksurface when not in use. It has a 6' power cord with grounded plug. This is field-installed only.



Power boxes and power/communication boxes are available to provide additional electrical outlets and voice and data receptacles where needed. They can be used under table tops, in media, and lecterns.



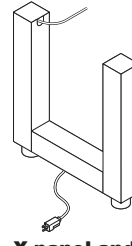
Removable wire access covers on power channels and power units allow cords and cables to pass through the table top. The cover, when replaced, holds cords in place.



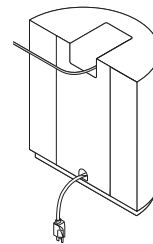
Factory-cut holes for power and communication spheres and ports are available as options on conference table tops. Tables can accommodate one, two, or four holes depending on table dimensions. Power and communication spheres and ports must be specified separately.
▶ See Availability of Conference Top Options, page 344.

Decorative round and oval port covers snap on to the plastic cover that ships standard with the ports. Covers are metal and available in two metallic finishes.

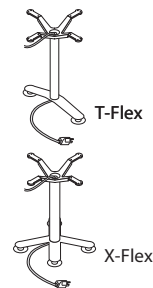
Power and Communication Accessory Locations
▶ Page 340



X-panel and U-panel bases can accommodate cords and cables through cutouts in the top and cavities that run all the way through to the floor.



Rectangle panel, half drum, elliptical drum, and round drum bases can accommodate cords and cables through a wire access cavity with a removable panel. A hole is standard in the bottom of the half drum, elliptical drum, and round drum for direct access to floor monuments.



T-flex and X-flex bases can accommodate cords and cables routed through the center and out through an opening in the bottom.

Surface Materials

Top

- Wood veneer
- Laminate
- Customiz stain (optional on wood)
- Full-fill finish (optional on wood)

Edge profile

- Solid wood on wood and laminate tops
- Customiz stain (optional on laminate tops)
**Solid wood edge profile finishes will not be an exact match to wood grain laminates. We highly recommend ordering physical samples to understand visual differences.*

T- and X-flex bases

- 0835 Black
- 4799 Platinum
- 8042 Brushed Aluminum (optional)

U-, X- and rectangular panel bases

- Wood*
- Customiz stain (optional)
**With the exception of oak, wood bases use flat-cut veneers. Oak bases always use rift-cut veneers.*

Freestanding table base

- 4799 Platinum
- 7207 Black

Circular, half and elliptical drum bases

- Wood*
- Customiz stain (optional)
**With the exception of oak, wood bases use flat-cut veneers. Oak bases always use rift-cut veneers.*

Cylinder and square feet

- 0835 Black
- 4799 Platinum
- 8042 Brushed Aluminum (optional)

Convене Conference Tables, continued

Toe kick plate

- 0835 Black
- 8042 Brushed Aluminum (optional)
- 8046 Polished Aluminum (optional)

Grommets

- 0835 Black
- 4799 Platinum Metallic
- 9201 Polished Chrome
- 9211 Nickel

Technology covers

- Solid surface
 - 2868 Cameo White Low Gloss
 - 2869 Nocturne Black Low Gloss

Power channel and power unit sleeves

- 0835 Black
- 4799 Platinum

Round and oval port caps

- 9201 Polished Chrome
- 9211 Nickel

Leveling glides

- Black only

9201 Polished Chrome and 8046 Polished Aluminum

are visually very similar and work well together for coordination of finishes.

Wood touch-up kits

- Available in specific finishes for field repairs
- ▶ Page 536

Application Topics

Conference tables are shipped knocked down and are assembled in the field. All conference table tops ship as on piece with the following exceptions:

The following table tops are shipped in two pieces:

- 66" and 72" diameter round tops
- 54"D x 144"W oval tops
- 60"D x 144"W/168"W oval tops
- 48"D x 144"W rectangular, boat-shape, and racetrack tops
- 54"D x 144"W/168"W rectangular, boat-shape, and racetrack tops
- 60"D x 144"W/168"W/192"W/216"W rectangular, boat-shape, and racetrack tops

The following table tops are shipped in three pieces:

- 66"D x 144"W/168"W, 72"W x 168"W/ oval tops
- 66"D x 144"W/168"W rectangular, boat-shape, and racetrack tops
- 72"D x 168"W rectangular, boat-shape, and racetrack tops

The following table tops are shipped in four pieces:

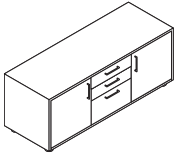
- 66"D x 192"W, 72"D x 192"W/216"W oval tops
- 66"D x 192"W/216"W rectangular, boat-shape, and racetrack tops
- 72"W x 192"W/216"W rectangular, boat-shape, and racetrack tops

Actual Dimensions

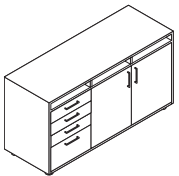
| Conference Table Tops | | Conference Table Bases | |
|--|--|--|------------------|
| Table top thickness | 1 3/8" | T-flex and X-flex base width | 24" or 30" |
| Round table top diameter | 36", 42", 48", 54", 60", 66", or 72" | U-panel and rectangular panel base depth | 4" or 6" |
| Square and cushion table top depth and width | 36", 42", 48", 54", or 60" | U-panel and rectangular panel base width | 24", 30", or 36" |
| Oval table top depth | 36", 42", 48", 54", 60", 66", or 72" | X-panel width and depth | 24", 30", or 36" |
| Oval table top width | 60", 66", 72", 84", 96", 108", 120", 144", 168", 192", or 216" | Elliptical drum width | 24", 30", or 36" |
| Rectangular and racetrack table top depth | 36", 42", 48", 54", 60", 66", or 72" | Circular drum base diameter | 24", 30", or 36" |
| Boat-shape table top depth | 30"/36", 36"/42", 41"/48", 46"/54", 51"/60", 56"/66", or 61"/72" | Half drum width | 24", 30", or 36" |
| Rectangular, boat-shape, and racetrack table top width | 60", 66", 72", 84", 96", 108", 120", 144", 168", 192", or 216" | Freestanding table base | 28" |

Convене Contemporary-Style Coordinating Furniture

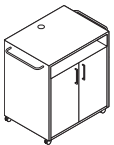
Product Details



Storage credenza assemblies are available 45"W and 67"W. Various door and drawer configurations are available to meet your storage needs.



Buffet-height credenzas are 36"H and available 45"W and 67"W. Various door and drawer configurations are available to meet your storage needs.



Media carts, 32"W and 38½"H, are available with casters or feet. Media carts are available with an open shelf, drawer, and double doors in three configurations.

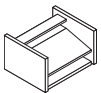
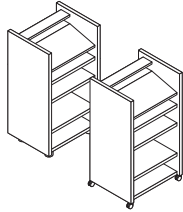
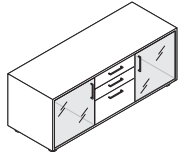


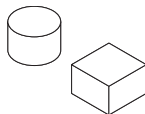
Table top lectern is 16½"H and includes a task light and a wire management channel for routing cords and cables.



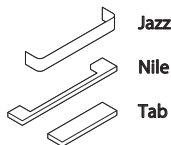
Full-height lecterns are 48"H and are available with casters or feet. Task light and wire management channel for routing cords and cables are included. Full-height lecterns are available with a non-locking door.



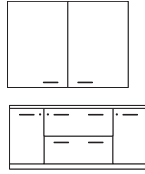
Translucent glass doors are available on credenzas, buffet-height credenzas, and media carts. Doors are aluminum-framed glass. Translucent glass doors do not lock.
Tip: Specify 4799 Platinum finish on pulls to match door frame.



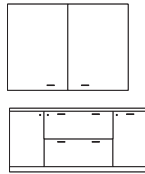
Cylinder feet are standard on credenzas, buffet-height credenzas, and lecterns. They are also available on media carts. Square feet are available as an option wherever cylinder feet are offered.



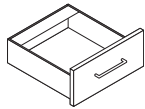
Pulls are available in three styles—jazz, Nile, and tab.



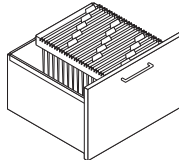
Nile and jazz door and drawer pulls are located in the positions indicated above.



Tab door and drawer pulls are located in the positions indicated above.



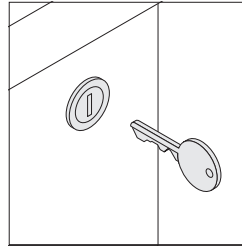
Box drawers open 90 percent of their depth.



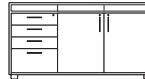
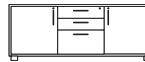
File drawers open their full depth for total access to the contents. They are equipped with a hanging file system to accommodate front-to-back filing of letter-, legal-, or A4 international-size filing.

Convене edge profile samples can be ordered to meet your specifications. These 12"D x 12"W work-surfaces can be ordered in veneer or laminate and any Convене edge profile.
▶ Page 396

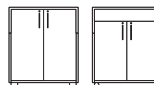
Lock & Keying



Locks are available factory- or field-installed. Factory-installed locks are standard and available keyed random only. Optional field-installed locks are available with consecutive, specific, and random keying options. Master-keyed locks are also available. Field-installed lock cylinders must be specified separately.
▶ *Lock and Keying*, page 534



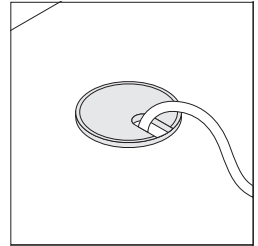
Credenzas and buffet-height credenzas have a lock located in the upper right-hand corner of each top drawer. Door locks are located in the upper corner opposite the door hinge.



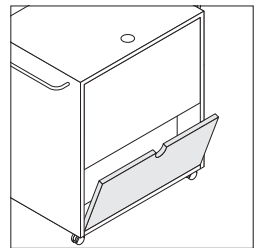
Media carts have locks located on both double doors.

Translucent glass doors do not lock.

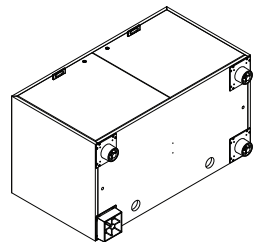
Wiring & Cabling



2½"-round grommets are available as a factory-installed option on credenzas and buffet-height credenzas. Media carts are standard with a grommet.



Media cart back panel folds down to allow access to wire management cavity.



Grommets are available at the bottom of the unit for wire management.

Surface Materials

Storage credenzas, buffet-height credenzas, media carts, and lecterns

- Wood
- Customiz stain (optional)

Door fronts

- Wood
- Translucent glass (optional)

Pulls

- 0835 Black
- 4799 Platinum
- 9201 Polished Chrome
- 9211 Nickel

Locks

- 9201 Polished Chrome
- 9250 Ember Chrome

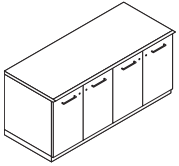
Grommets

- 0835 Black
- 4799 Platinum Metallic
- 9201 Polished Chrome
- 9211 Nickel

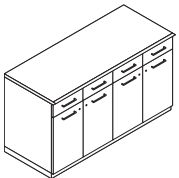
Full-fill finish is not available on contemporary style coordinating furniture.

Convене Traditional-Style Coordinating Furniture

Product Details

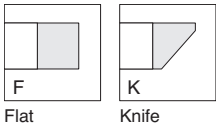


Storage credenza assemblies are available 32"W, 64"W, and 80"W. Various door and drawer configurations are available to meet your storage needs.

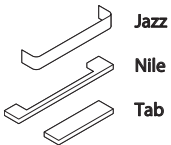


Buffet-height credenzas are 36"H and available 32"W, 64"W, and 80"W. Various door and drawer configurations are available to meet your storage needs.

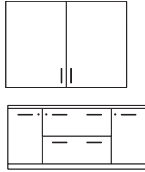
Edge profiles



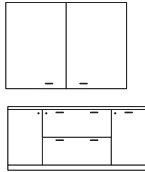
Two edge profiles are available on transitional-style furniture to match Convене tables. Edge profiles are solid wood and measure 1¼"D x 1⅜"H.



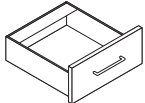
Pulls are available in three styles—jazz, nile, and tab.



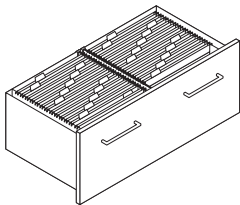
Nile and jazz door and drawer pulls are located in the positions indicated above.



Tab door and drawer pulls are located in the positions indicated above.

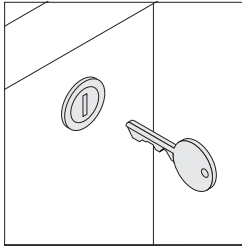


Box drawers open 90 percent of their depth. They are equipped with one pencil tray.




Lateral file drawers open their full depth for total access to the contents. They are equipped with a hanging file system to accommodate front-to-back or side-to-side filing.

Lock & Keying



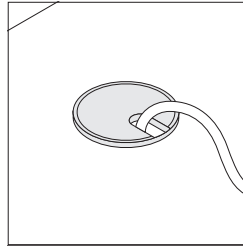
Locks are available factory- or field-installed. Factory-installed locks are standard and available keyed random only. Optional field-installed locks are available with consecutive, specific, and random keying options. Master-keyed locks are also available. Field-installed lock cylinders must be specified separately.

► *Lock and Keying*, page 534

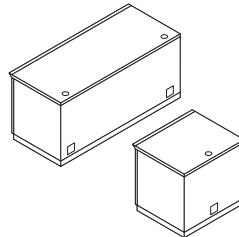


Credenzas and buffet-height credenzas have a lock located in the upper right-hand corner of each top drawer. Door locks are located in the upper corner opposite the door hinge.

Wiring & Cabling



2½"-round grommets are available as a factory-installed option on credenzas and buffet-height credenzas.



Cutouts to accommodate pass-through wiring and cabling are included in the credenza back panel.

Surface Materials

Storage credenzas and buffet-height credenzas

- Wood
- Customiz stain (optional)
- Full-fill finish on top (optional)

Wallboards

- Wood
- Customiz stain (optional)

Door fronts

- Wood

Pulls

- 0835 Black
- 4799 Platinum
- 9201 Polished Chrome
- 9211 Nickel

Locks

- 9201 Polished Chrome
- 9250 Ember Chrome

Grommets

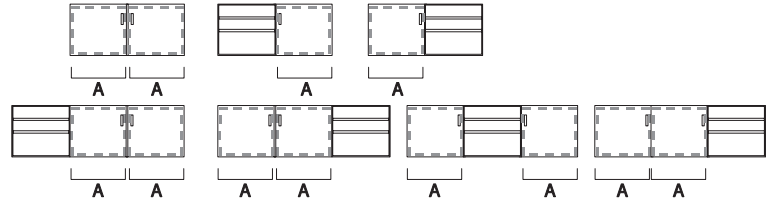
- 0835 Black
- 4799 Platinum Metallic
- 9201 Polished Chrome
- 9211 Nickel

Convене Credenza Dimensions

Actual Internal Dimensions

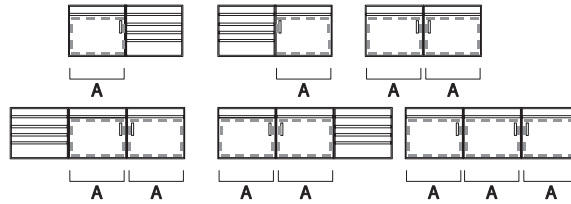
Contemporary Storage Credenzas

| | A | B |
|--------|-----------------------------------|---|
| Depth | 21 ⁵ / ₈ " | – |
| Width | 20 ⁵ / ₈ " | – |
| Height | 22 ⁹ / ₁₆ " | – |



Contemporary Buffet Credenzas

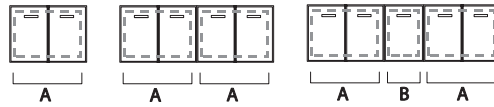
| | A | B |
|--------|-----------------------------------|---|
| Depth | 21 ⁵ / ₈ " | – |
| Width | 20 ⁵ / ₈ " | – |
| Height | 28 ³ / ₁₆ " | – |



Transitional-Style Storage Credenzas

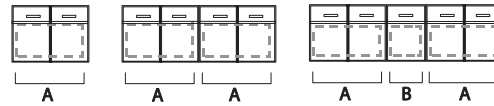
With All Doors

| | A | B |
|--------|----------------------------------|----------------------------------|
| Depth | 22 ¹ / ₈ " | 22 ¹ / ₈ " |
| Width | 30 ¹ / ₈ " | 14 ¹ / ₈ " |
| Height | 24 ¹ / ₈ " | 24 ¹ / ₈ " |



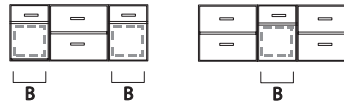
With Box Drawers and Doors

| | A | B |
|--------|------------------------------------|----------------------------------|
| Depth | 22 ¹ / ₈ " | 22 ¹ / ₈ " |
| Width | 30 ¹ / ₈ " | 14 ¹ / ₈ " |
| Height | 18 ¹³ / ₁₆ " | 24 ¹ / ₈ " |



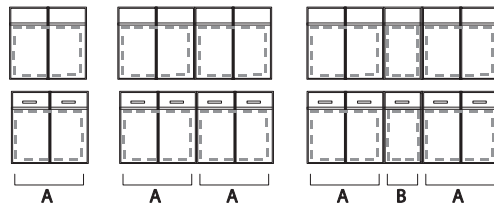
With Lateral File Drawers and Doors

| | A | B |
|--------|---|----------------------------------|
| Depth | – | 22 ¹ / ₈ " |
| Width | – | 14 ¹ / ₈ " |
| Height | – | 24 ¹ / ₈ " |



Transitional-Style Buffet Credenzas

| | A | B |
|--------|-----------------------------------|----------------------------------|
| Depth | 22 ¹ / ₈ " | 22 ¹ / ₈ " |
| Width | 30 ¹ / ₈ " | 14 ¹ / ₈ " |
| Height | 24 ⁹ / ₁₆ " | 24 ¹ / ₈ " |



















Convене Conference Table Top and Base Combinations

Round, Square, and Cushion Tops

| | Approximate Seating Capacity | 24" T Flex Base | 30" T Flex Base | 24" X Flex Base | 30" X Flex Base | 28" Table Base | 24" U Base | 30" U Base |
|--------------------------------|------------------------------|-----------------|-----------------|-----------------|-----------------|----------------|------------|------------|
| Round Tops | | | | | | | | |
| | 36" diameter | 4 | | 1 | | 1 | | |
| | 42" diameter | 4 | | 1 | | 1 | | |
| | 48" diameter | 5 | | | 1 | 1 | | |
| | 54" diameter | 5 | | | 1 | | | |
| | 60" diameter | 6 | | | | | | |
| | 66" diameter | 7 | | | | | | |
| | 72" diameter | 8 | | | | | | |
| Square and Cushion Tops | | | | | | | | |
| | 36" x 36" | 4 | | 1 | | 1 | | |
| | 42" x 42" | 4 | | | 1 | 1 | 2 | |
| | 48" x 48" | 4 | | | 1 | 1 | 2 | |
| | 54" x 54" | 4 | | | 1 | | 2 | |
| | 60" x 60" | 8 | | | | | | 2 |

1 = Number of base units to order.
Blank spaces in matrix designate top and base combinations that are not valid.



















Tip: Where square tops are shown, all base configurations apply to square and cushion tops.

| | Approximate Seating Capacity | 36" U Base | 24" X Base | 30" X Base | 36" X Base |
|--------------------------------|------------------------------|---|---|---|---|
| Round Tops | | | | | |
| | |  |  |  |  |
| 36" diameter | 4 | | 1  | | |
| 42" diameter | 4 | | 1  | | |
| 48" diameter | 5 | | | 1  | |
| 54" diameter | 5 | | | | 1  |
| 60" diameter | 6 | | | | 1  |
| 66" diameter | 7 | | | | 1  |
| 72" diameter | 8 | | | | 1  |
| Square and Cushion Tops | | | | | |
| 36" x 36" | 4 | | 1  | | |
| 42" x 42" | 4 | | 1  | | |
| 48" x 48" | 4 | | | 1  | |
| 54" x 54" | 4 | | | | 1  |
| 60" x 60" | 8 | | | | 1  |

1 = Number of base units to order.
Blank spaces in matrix designate top and base combinations that are not valid.









Tip: Where square tops are shown, all base configurations apply to square and cushion tops.

Convене Conference Table Top and Base Combinations, Round, Square, and Cushion Tops, continued

| | Approximate Seating Capacity | 24" Circular Drum Base | 30" Circular Drum Base | 36" Circular Drum Base | 24" Half Drum Base | 30" Half Drum Base | 36" Half Drum Base | 24" Elliptical Drum Base | 30" Elliptical Drum Base |
|--------------------------------|------------------------------|---|--|---|---|---|---|---|---|
| Round Tops | | | | | | | | | |
| 36" diameter | 4 |  |  |  |  |  |  |  |  |
| 42" diameter | 4 | 1  | | | | | | | |
| 48" diameter | 5 | 1  | | | | | | | |
| 54" diameter | 5 | | 1  | | | | | | |
| 60" diameter | 6 | | 1  | | | | | | |
| 66" diameter | 7 | | | 1  | | | | | |
| 72" diameter | 8 | | | 1  | | | | | |
| Square and Cushion Tops | | | | | | | | | |
| 36" x 36" | 4 | | | | | | | | |
| 42" x 42" | 4 | 1  | | | | | | | |
| 48" x 48" | 4 | | 1  | | | | | | |
| 54" x 54" | 4 | | 1  | | | | | | |
| 60" x 60" | 8 | | | 1  | | | | | |

1 = Number of base units to order.
Blank spaces in matrix designate top and base combinations that are not valid.

Tip: Where square tops are shown, all base configurations apply to square and cushion tops.






















| | Approximate Seating Capacity | 36" Elliptical Drum Base | 24" Rectangular Base | 30" Rectangular Base | 36" Rectangular Base |
|--------------------------------|------------------------------|---|--|---|---|
| Round Tops | | | | | |
| 36" diameter | 4 |  |  |  |  |
| 42" diameter | 4 | | | | |
| 48" diameter | 5 | | | | |
| 54" diameter | 5 | | | | |
| 60" diameter | 6 | | | | |
| 66" diameter | 7 | | | | |
| 72" diameter | 8 | | | | |
| Square and Cushion Tops | | | | | |
| 36" x 36" | 4 | | | | |
| 42" x 42" | 4 | | ②  | | |
| 48" x 48" | 4 | | ②  | | |
| 54" x 54" | 4 | | ②  | | |
| 60" x 60" | 8 | | | ②  | |

① = Number of base units to order.
Blank spaces in matrix designate top and base combinations that are not valid.

Tip: Where square tops are shown, all base configurations apply to square and cushion tops.

Convене Conference Table Top and Base Combinations

Oval Tops






























| | Approximate Seating Capacity | 24" T Flex Base  | 30" T Flex Base  | 24" X Flex Base  | 30" X Flex Base  | 24" U Base  | 30" U Base  |
|------------------|------------------------------|--|--|--|--|---|---|
| Oval Tops | | | | | | | |
| 36" x 60" | 6 | ②  | | | | | |
| 36" x 66" | 6 | ②  | | | | | |
| 36" x 72" | 6 | ②  | | | | | |
| 36" x 84" | 6 | ②  | | | | | |
| 42" x 72" | 6 | ②  | | | | | |
| 42" x 84" | 6 | ②  | | | | | |
| 42" x 96" | 8 | ②  | | | | | |
| 42" x 108" | 8 | ②  | | | | | |
| 48" x 84" | 6 | | ②  | | | | |
| 48" x 96" | 8 | | ②  | | | | |
| 48" x 108" | 8 | | ②  | | | | |
| 48" x 120" | 10 | | ②  | | | | |
| 54" x 108" | 8 | | ②  | | | | |
| 54" x 120" | 10 | | ③  | | | | |
| 54" x 144" | 12 | | ③  | | | | |
| 60" x 120" | 10 | | | | | | |
| 60" x 144" | 12 | | | | | | |
| 60" x 168" | 12 | | | | | | |
| 66" x 144" | 12 | | | | | | |
| 66" x 168" | 12 | | | | | | |
| 66" x 192" | 14 | | | | | | |
| 72" x 168" | 12 | | | | | | |
| 72" x 192" | 14 | | | | | | |
| 72" x 216" | 16 | | | | | | |

① = Number of base units to order.
Blank spaces in matrix designate top and base combinations that are not valid.

| Approximate Seating Capacity | 36" U Base | 24" X Base | 30" X Base | 36" X Base |
|------------------------------|------------|------------|------------|------------|
| Oval Tops | | | | |
| 36" x 60" | | | | |
| 36" x 66" | | | | |
| 36" x 72" | | | | |
| 36" x 84" | | | | |
| 42" x 72" | | | | |
| 42" x 84" | | | | |
| 42" x 96" | | | | |
| 42" x 108" | | ② | | |
| 48" x 84" | | | ② | |
| 48" x 96" | | | ② | |
| 48" x 108" | | | ② | |
| 48" x 120" | | | ② | |
| 54" x 108" | | | ② | |
| 54" x 120" | | | ② | |
| 54" x 144" | | | ② | |
| 60" x 120" | | | ② | |
| 60" x 144" | | | ② | |
| 60" x 168" | | | ③ | |
| 66" x 144" | | | | ② |
| 66" x 168" | | | | ② |
| 66" x 192" | | | | ③ |
| 72" x 168" | | | | ② |
| 72" x 192" | | | | ③ |
| 72" x 216" | | | | ③ |










① = Number of base units to order.
 Blank spaces in matrix designate top and base combinations that are not valid.

Convене Conference Table Top and Base Combinations, Oval Tops, continued

| | Approximate Seating Capacity | 24" Circular Drum Base | 30" Circular Drum Base | 36" Circular Drum Base | 24" Half Drum Base | 30" Half Drum Base | 36" Half Drum Base | 24" Elliptical Drum Base |
|------------------|------------------------------|---|---|---|--------------------|--------------------|--------------------|---|
| Oval Tops | | | | | | | | |
| 36" x 60" | 6 | | | | | | | |
| 36" x 66" | 6 | | | | | | | |
| 36" x 72" | 6 | | | | | | | |
| 36" x 84" | 6 | | | | | | | |
| 42" x 72" | 6 | 2  | | | | | | |
| 42" x 84" | 6 | 2  | | | | | | |
| 42" x 96" | 8 | 2  | | | | | | |
| 42" x 108" | 8 | 2  | | | | | | |
| 48" x 84" | 6 | 2  | | | | | | 2  |
| 48" x 96" | 8 | 2  | | | | | | 2  |
| 48" x 108" | 8 | 2  | | | | | | 2  |
| 48" x 120" | 10 | 2  | | | | | | 2  |
| 54" x 108" | 8 | 2  | | | | | | 2  |
| 54" x 120" | 10 | 2  | | | | | | 2  |
| 54" x 144" | 12 | 2  | | | | | | 2  |
| 60" x 120" | 10 | | 2  | | | | | |
| 60" x 144" | 12 | | 2  | | | | | |
| 60" x 168" | 12 | | 3  | | | | | |
| 66" x 144" | 12 | | 2  | | | | | |
| 66" x 168" | 12 | | 2  | | | | | |
| 66" x 192" | 14 | | 3  | | | | | |
| 72" x 168" | 12 | | 2  | | | | | |
| 72" x 192" | 14 | | 2  | 1  | ** | | | |
| 72" x 216" | 16 | | 2  | 1  | ** | | | |

1 = Number of base units to order.
Blank spaces in matrix designate top and base combinations that are not valid.

** Tops require two 30" circular drum bases and one 36" circular drum base to support the center of the top.

| Approximate Seating Capacity | 30" Elliptical Drum Base | 36" Elliptical Drum Base | 24" Rectangular Base | 30" Rectangular Base | 36" Rectangular Base |
|------------------------------|--------------------------|---|----------------------|----------------------|----------------------|
| Oval Tops | | | | | |
| 36" x 60" | | | | | |
| 36" x 66" | | | | | |
| 36" x 72" | | | | | |
| 36" x 84" | | | | | |
| 42" x 72" | | | | | |
| 42" x 84" | | | | | |
| 42" x 96" | | | | | |
| 42" x 108" | | | | | |
| 48" x 84" | | | | | |
| 48" x 96" | | | | | |
| 48" x 108" | | | | | |
| 48" x 120" | | | | | |
| 54" x 108" | | | | | |
| 54" x 120" | | | | | |
| 54" x 144" | | | | | |
| 60" x 120" | 2 |  | | | |
| 60" x 144" | 2 |  | | | |
| 60" x 168" | 3 |  | | | |
| 66" x 144" | 2 |  | | ← 1* | |
| 66" x 168" | 2 |  | | ← 1* | |
| 66" x 192" | 2 |  | | ← 2** | |
| 72" x 168" | 2 |  | | ← 1* | |
| 72" x 192" | 2 |  | | ← 2** | |
| 72" x 216" | 2 |  | | ← 2** | |

① = Number of base units to order.
Blank spaces in matrix designate top and base combinations that are not valid.

* Tops require two 30" elliptical drum bases and one 36" elliptical drum base to support the center of the top.



























































** Tops require two 30" elliptical drum bases and two 36" elliptical drum bases to support the center of the top.

Convene Conference Table Top and Base Combinations

Rectangular, Boat-Shape, and Racetrack Tops
































1 = Number of base units to order. Blank spaces in matrix designate top and base combinations that are not valid.

Tip: Racetrack tops are shown. All base configurations shown apply to rectangular, boat-shape, and racetrack tops.

| | Approximate Seating Capacity | 24" T Flex Base  | 30" T Flex Base  | 24" X Flex Base  | 30" X Flex Base  | 24" U Base  | 30" U Base  |
|--|------------------------------|--|--|--|--|---|---|
| Rectangular, Boat-Shape, and Racetrack Tops | | | | | | | |
| 36" x 60" | 6 | ②  | | | | | |
| 36" x 66" | 6 | ②  | | | | | |
| 36" x 72" | 6 | ②  | | ②  | | ②  | |
| 36" x 84" | 6 | ②  | | ②  | | ②  | |
| 42" x 72" | 6 | ②  | | ②  | | ②  | |
| 42" x 84" | 6 | ②  | | ②  | | ②  | |
| 42" x 96" | 8 | ②  | | ②  | | ②  | |
| 42" x 108" | 8 | ②  | | ②  | | ②  | |
| 48" x 84" | 6 | | ②  | | ②  | | ②  |
| 48" x 96" | 8 | | ②  | | ②  | | ②  |
| 48" x 108" | 8 | | ②  | | ②  | | ②  |
| 48" x 120" | 10 | | ②  | | ②  | | ③  |
| 48" x 144" | 12 | | ③  | | ③  | | ③  |
| 54" x 108" | 8 | | ②  | | ②  | | ③  |
| 54" x 120" | 10 | | ②  | | ②  | | ③  |
| 54" x 144" | 12 | | ③  | | ③  | | ③  |
| 54" x 168" | 12 | | ③  | | ③  | | ③  |
| 60" x 120" | 12 | | | | | | ③  |
| 60" x 144" | 14 | | | | | | ③  |
| 60" x 168" | 14 | | | | | | ③  |
| 60" x 192" | 16 | | | | | | ④  |
| 60" x 216" | 18 | | | | | | ④  |
| 66" x 144" | 14 | | | | | | |
| 66" x 168" | 14 | | | | | | |
| 66" x 192" | 16 | | | | | | |
| 66" x 216" | 18 | | | | | | |
| 72" x 168" | 14 | | | | | | |
| 72" x 192" | 16 | | | | | | |
| 72" x 216" | 18 | | | | | | |

1 = Number of base units to order.
Blank spaces in matrix designate top and base combinations that are not valid.

Tip: Racetrack tops are shown. All base configurations shown apply to rectangular, boat-shape, and racetrack tops.

| Approximate Seating Capacity | 36" U Base | 24" X Base | 30" X Base | 36" X Base |
|--|------------|---|---|---|
| Rectangular, Boat-Shape, and Racetrack Tops | | | | |
| 36" x 60" | 6 | | | |
| 36" x 66" | 6 | | | |
| 36" x 72" | 6 | | | |
| 36" x 84" | 6 | | | |
| 42" x 72" | 6 | | | |
| 42" x 84" | 6 | 2  | | |
| 42" x 96" | 8 | 2  | | |
| 42" x 108" | 8 | 2  | | |
| 48" x 84" | 6 | | 2  | |
| 48" x 96" | 8 | | 2  | |
| 48" x 108" | 8 | | 2  | |
| 48" x 120" | 10 | | 2  | |
| 48" x 144" | 12 | | 3  | |
| 54" x 108" | 8 | | 2  | |
| 54" x 120" | 10 | | 2  | |
| 54" x 144" | 12 | | 3  | |
| 54" x 168" | 12 | | 3  | |
| 60" x 120" | 12 | | 2  | |
| 60" x 144" | 14 | | 3  | |
| 60" x 168" | 14 | | 3  | |
| 60" x 192" | 16 | | 3  | |
| 60" x 216" | 18 | | 3  | |
| 66" x 144" | 14 | 3  | | 2  |
| 66" x 168" | 14 | 3  | | 2  |
| 66" x 192" | 16 | 4  | | 3  |
| 66" x 216" | 18 | 4  | | 3  |
| 72" x 168" | 14 | 3  | | 2  |
| 72" x 192" | 16 | 4  | | 3  |
| 72" x 216" | 18 | 4  | | 3  |

Convене Conference Table Top and Base Combinations, Rectangular, Boat-Shape, and Racetrack Tops, continued

1 = Number of base units to order.
Blank spaces in matrix designate top and base combinations that are not valid.









































* Certain tops with half drum bases also require rectangular bases to support the center of the top. Rectangular bases are shown where applicable. Size of rectangular bases should match the half drum size.

Tip: Racetrack tops are shown. All base configurations shown apply to rectangular, boat-shape, and racetrack tops.

| Approximate Seating Capacity | 24" Circular Drum Base | 30" Circular Drum Base | 36" Circular Drum Base | 24" Half Drum Base | 30" Half Drum Base | 36" Half Drum Base | 24" Elliptical Drum Base | 30" Elliptical Drum Base |
|--|------------------------|------------------------|------------------------|--------------------|--------------------|--------------------|--------------------------|--------------------------|
| Rectangular, Boat-Shape, and Racetrack Tops | | | | | | | | |
| 36" x 60" | 6 | | | | | | | |
| 36" x 66" | 6 | | | | | | | |
| 36" x 72" | 6 | | | | | | | |
| 36" x 84" | 6 | | | | | | | |
| 42" x 72" | 6 | 2 | | 2 | | | 2 | |
| 42" x 84" | 6 | 2 | | 2 | | | 2 | |
| 42" x 96" | 8 | 2 | | 2 | | | 2 | |
| 42" x 108" | 8 | 2 | | 2 | | | 2 | |
| 48" x 84" | 6 | 2 | | 2 | | | 2 | |
| 48" x 96" | 8 | 2 | | 2 | | | 2 | |
| 48" x 108" | 8 | 2 | | 2 | | | 2 | |
| 48" x 120" | 10 | 2 | | 2* | | | 2 | |
| 48" x 144" | 12 | 3 | | 2* | | | 3 | |
| 54" x 108" | 8 | 2 | | 2* | | | 2 | |
| 54" x 120" | 10 | 2 | | 2* | | | 2 | |
| 54" x 144" | 12 | 3 | | 2* | | | 3 | |
| 54" x 168" | 12 | 3 | | 2* | | | 3 | |
| 60" x 120" | 12 | | 2 | | 2* | | | 2 |
| 60" x 144" | 14 | | 3 | | 2* | | | 3 |
| 60" x 168" | 14 | | 3 | | 2* | | | 3 |
| 60" x 192" | 16 | | 3 | | 2* | | | 3 |
| 60" x 216" | 18 | | 3 | | 2* | | | 3 |
| 66" x 144" | 14 | | 2 | | 2* | | | |
| 66" x 168" | 14 | | 2 | | 2* | | | |
| 66" x 192" | 16 | | 3 | | 2* | | | |
| 66" x 216" | 18 | | 3 | | 2* | | | |
| 72" x 168" | 14 | | 2 | | | 2* | | |
| 72" x 192" | 16 | | 3 | | | 2* | | |
| 72" x 216" | 18 | | 3 | | | 2* | | |

1 = Number of base units to order.
Blank spaces in matrix designate top and base combinations that are not valid.

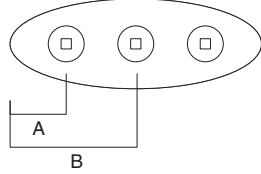
Tip: Racetrack tops are shown. All base configurations shown apply to rectangular, boat-shape, and racetrack tops.

| | Approximate Seating Capacity | 36" Elliptical Drum Base | 24" Rectangular Base | 30" Rectangular Base | 36" Rectangular Base |
|--|------------------------------|--|--|--|--|
| | |  |  |  |  |
| Rectangular, Boat-Shape, and Racetrack Tops | | | | | |
| 36" x 60" | 6 | | 2  | | |
| 36" x 66" | 6 | | 2  | | |
| 36" x 72" | 6 | | 2  | | |
| 36" x 84" | 6 | | 2  | | |
| 42" x 72" | 6 | | 2  | | |
| 42" x 84" | 6 | | 2  | | |
| 42" x 96" | 8 | | 2  | | |
| 42" x 108" | 8 | | 2  | | |
| 48" x 84" | 6 | | 2  | | |
| 48" x 96" | 8 | | 2  | | |
| 48" x 108" | 8 | | 2  | | |
| 48" x 120" | 10 | | 3  | | |
| 48" x 144" | 12 | | 3  | | |
| 54" x 108" | 8 | | | 3  | |
| 54" x 120" | 10 | | | 3  | |
| 54" x 144" | 12 | | | 3  | |
| 54" x 168" | 12 | | | 3  | |
| 60" x 120" | 12 | | | 3  | |
| 60" x 144" | 14 | | | 3  | |
| 60" x 168" | 14 | | | 3  | |
| 60" x 192" | 16 | | | 4  | |
| 60" x 216" | 18 | | | 4  | |
| 66" x 144" | 14 | 3  | | | 3  |
| 66" x 168" | 14 | 3  | | | 3  |
| 66" x 192" | 16 | 3  | | | 4  |
| 66" x 216" | 18 | 4  | | | 4  |
| 72" x 168" | 14 | 3  | | | 3  |
| 72" x 192" | 16 | 4  | | | 4  |
| 72" x 216" | 18 | 4  | | | 4  |

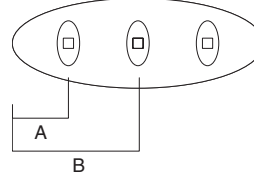
Convене Base Locations

Oval Tops

Circular Drum Bases



Elliptical Drum Bases

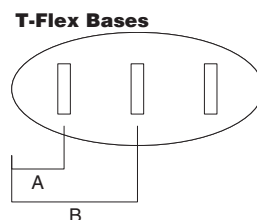
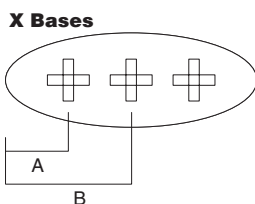


| Table Size | Base Size | Number of Bases | A | B | Base Size | Number of Bases | A | B |
|------------|-----------|-----------------|-------|------|------------|-----------------|-----|-------|
| 36" x 60" | N.A. | | | | N.A. | | | |
| 36" x 66" | N.A. | | | | N.A. | | | |
| 36" x 72" | N.A. | | | | N.A. | | | |
| 36" x 84" | N.A. | | | | N.A. | | | |
| 42" x 72" | 24" | 2 | 20" | N.A. | N.A. | | | |
| 42" x 84" | 24" | 2 | 25" | N.A. | N.A. | | | |
| 42" x 96" | 24" | 2 | 26.5" | N.A. | N.A. | | | |
| 42" x 108" | 24" | 2 | 29" | N.A. | N.A. | | | |
| 48" x 84" | 24" | 2 | 25" | N.A. | 24" | 2 | 25" | N.A. |
| 48" x 96" | 24" | 2 | 27" | N.A. | 24" | 2 | 27" | N.A. |
| 48" x 108" | 24" | 2 | 29" | N.A. | 24" | 2 | 29" | N.A. |
| 48" x 120" | 24" | 2 | 32" | N.A. | 24" | 2 | 32" | N.A. |
| 54" x 108" | 24" | 2 | 29" | N.A. | 24" | 2 | 29" | N.A. |
| 54" x 120" | 24" | 2 | 32" | N.A. | 24" | 2 | 32" | N.A. |
| 54" x 144" | 24" | 2 | 36" | N.A. | 24" | 2 | 36" | N.A. |
| 60" x 120" | 30" | 2 | 30" | N.A. | 30" | 2 | 30" | N.A. |
| 60" x 144" | 30" | 2 | 32" | N.A. | 30" | 2 | 32" | N.A. |
| 60" x 168" | 30" | 3 | 37.5" | 84" | 30" | 3 | 36" | 84" |
| 66" x 144" | 30" | 2 | 38" | N.A. | 30"/36"* | 3 | 27" | 72" |
| 66" x 168" | 30" | 2 | 41" | N.A. | 30"/36"* | 3 | 28" | 84" |
| 66" x 192" | 30" | 3 | 46" | 96" | 30"/36"*** | 4 | 31" | 75.5" |
| 72" x 168" | 36" | 2 | 37" | N.A. | 30"/36"* | 3 | 31" | 84" |
| 72" x 192" | 30"/36"** | 3 | 42" | 96" | 30"/36"*** | 4 | 31" | 75.5" |
| 72" x 216" | 30"/36"** | 3 | 46" | 108" | 30"/36"*** | 4 | 31" | 83" |

*Two 30" drums, one 36" drum

*Two 30" drums, one 36" drum

**Two 30" drums, two 36" drums

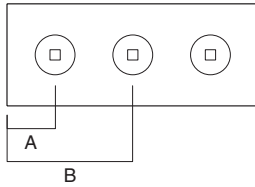


| Table Size | Base Size | Number of Bases | A | B | Base Size | Number of Bases | A | B |
|------------|-----------|-----------------|-----|------|-----------|-----------------|-------|------|
| 36" x 60" | N.A. | | | | 24" | 2 | 16.5" | N.A. |
| 36" x 66" | N.A. | | | | 24" | 2 | 17.8" | N.A. |
| 36" x 72" | N.A. | | | | 24" | 2 | 18" | N.A. |
| 36" x 84" | N.A. | | | | 24" | 2 | 25" | N.A. |
| 42" x 72" | N.A. | | | | 24" | 2 | 20" | N.A. |
| 42" x 84" | N.A. | | | | 24" | 2 | 25" | N.A. |
| 42" x 96" | N.A. | | | | 24" | 2 | 26.5" | N.A. |
| 42" x 108" | 24" | 2 | 29" | N.A. | 24" | 2 | 29" | N.A. |
| 48" x 84" | 30" | 2 | 25" | N.A. | 30" | 2 | 25" | N.A. |
| 48" x 96" | 30" | 2 | 27" | N.A. | 30" | 2 | 27" | N.A. |
| 48" x 108" | 30" | 2 | 29" | N.A. | 30" | 2 | 29" | N.A. |
| 48" x 120" | 30" | 2 | 32" | N.A. | 30" | 2 | 32" | N.A. |
| 54" x 108" | 30" | 2 | 29" | N.A. | 30" | 2 | 29" | N.A. |
| 54" x 120" | 30" | 2 | 32" | N.A. | 30" | 3 | 25" | 60" |
| 54" x 144" | 30" | 2 | 36" | 72" | 30" | 3 | 27" | 72" |
| 60" x 120" | 30" | 2 | 30" | N.A. | N.A. | | | |
| 60" x 144" | 30" | 2 | 32" | N.A. | N.A. | | | |
| 60" x 168" | 30" | 3 | 36" | 84" | N.A. | | | |
| 66" x 144" | 36" | 2 | 38" | N.A. | N.A. | | | |
| 66" x 168" | 36" | 2 | 41" | 84" | N.A. | | | |
| 66" x 192" | 36" | 3 | 46" | 96" | N.A. | | | |
| 72" x 168" | 36" | 2 | 37" | 84" | N.A. | | | |
| 72" x 192" | 36" | 3 | 42" | 96" | N.A. | | | |
| 72" x 216" | 36" | 3 | 46" | 108" | N.A. | | | |

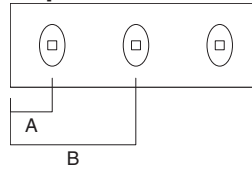
Convене Base Locations

Rectangular, Boat-Shape, and Racetrack Tops

Circular Drum Bases

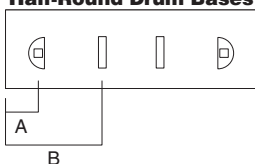


Elliptical Drum Bases

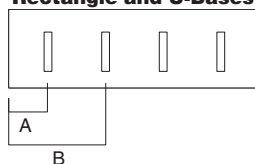


| Table Size | Base Size | Number of Bases | A | B | Base Size | Number of Bases | A | B |
|------------|-----------|-----------------|-------|------|-----------|-----------------|-------|------|
| 36" x 60" | N.A. | | | | N.A. | | | |
| 36" x 66" | N.A. | | | | N.A. | | | |
| 36" x 72" | N.A. | | | | N.A. | | | |
| 36" x 84" | N.A. | | | | N.A. | | | |
| 42" x 72" | 24" | 2 | 20.5" | N.A. | 24" | 2 | 20.5" | N.A. |
| 42" x 84" | 24" | 2 | 21" | N.A. | 24" | 2 | 21" | N.A. |
| 42" x 96" | 24" | 2 | 25" | N.A. | 24" | 2 | 25" | N.A. |
| 42" x 108" | 24" | 2 | 27" | N.A. | 24" | 2 | 27" | N.A. |
| 48" x 84" | 24" | 2 | 21" | N.A. | 24" | 2 | 21" | N.A. |
| 48" x 96" | 24" | 2 | 25" | N.A. | 24" | 2 | 25" | N.A. |
| 48" x 108" | 24" | 2 | 27" | N.A. | 24" | 2 | 27" | N.A. |
| 48" x 120" | 24" | 2 | 30" | N.A. | 24" | 2 | 30" | N.A. |
| 48" x 144" | 24" | 3 | 24" | 72" | 24" | 3 | 24" | 72" |
| 54" x 108" | 24" | 2 | 27.5" | N.A. | 24" | 2 | 27.5" | N.A. |
| 54" x 120" | 24" | 2 | 35" | N.A. | 24" | 2 | 35" | N.A. |
| 54" x 144" | 24" | 3 | 27" | 72" | 24" | 3 | 27" | 72" |
| 54" x 168" | 24" | 3 | 27" | 84" | 24" | 3 | 27" | 84" |
| 60" x 120" | 30" | 2 | 30" | N.A. | 30" | 2 | 30" | N.A. |
| 60" x 144" | 30" | 3 | 30" | 72" | 30" | 3 | 30" | 72" |
| 60" x 168" | 30" | 3 | 30" | 84" | 30" | 3 | 30" | 84" |
| 60" x 192" | 30" | 3 | 30" | 96" | 30" | 3 | 30" | 96" |
| 60" x 216" | 30" | 3 | 30" | 108" | 30" | 3 | 30" | 108" |
| 66" x 144" | 30" | 2 | 33" | N.A. | 36" | 3 | 33" | 72" |
| 66" x 168" | 30" | 2 | 36" | N.A. | 36" | 3 | 36" | 84" |
| 66" x 192" | 30" | 3 | 36" | 96" | 36" | 3 | 36" | 96" |
| 66" x 216" | 30" | 3 | 36" | 108" | 36" | 4 | 36" | 81" |
| 72" x 168" | 36" | 2 | 36" | N.A. | 36" | 3 | 36" | 84" |
| 72" x 192" | 36" | 3 | 36" | 96" | 36" | 4 | 36" | 72" |
| 72" x 216" | 36" | 3 | 36" | 108" | 36" | 4 | 36" | 81" |

Half-Round Drum Bases



Rectangle and U-Bases

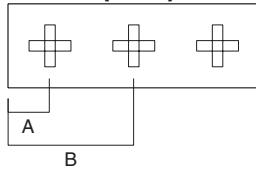


| Table Size | Base Size | Number of Bases | A | B | Base Size | Number of Bases | A | B |
|------------|-----------|-----------------|-------|------|-----------|-----------------|-------|------|
| 36" x 60" | N.A. | | | | 24" | 2 | 15.5" | N.A. |
| 36" x 66" | N.A. | | | | 24" | 2 | 18" | N.A. |
| 36" x 72" | N.A. | | | | 24" | 2 | 18" | N.A. |
| 36" x 84" | N.A. | | | | 24" | 2 | 20.5" | N.A. |
| 42" x 72" | 24" | 2 | 20.5" | N.A. | 24" | 2 | 20.5" | N.A. |
| 42" x 84" | 24" | 2 | 21" | N.A. | 24" | 2 | 21" | N.A. |
| 42" x 96" | 24" | 2 | 25" | N.A. | 24" | 2 | 25" | N.A. |
| 42" x 108" | 24" | 2 | 27" | N.A. | 24" | 2 | 27" | N.A. |
| 48" x 84" | 24" | 2 | 21" | N.A. | 24" | 2 | 21" | N.A. |
| 48" x 96" | 24" | 2 | 25" | N.A. | 24" | 2 | 25" | N.A. |
| 48" x 108" | 24" | 2 | 27" | N.A. | 24" | 2 | 27" | N.A. |
| 48" x 120" | 24" | 2/1* | 24" | 60" | 24" | 3 | 24" | 60" |
| 48" x 144" | 24" | 2/1* | 24" | 72" | 24" | 3 | 24" | 72" |
| 54" x 108" | 24" | 2/1* | 24" | N.A. | 30" | 3 | 24" | 54" |
| 54" x 120" | 24" | 2/1* | 24" | N.A. | 30" | 3 | 24" | 60" |
| 54" x 144" | 24" | 2/1* | 27" | 72" | 30" | 3 | 27" | 72" |
| 54" x 168" | 24" | 2/1* | 27" | 84" | 30" | 3 | 27" | 84" |
| 60" x 120" | 30" | 2/1* | 24" | N.A. | 30" | 3 | 24" | 60" |
| 60" x 144" | 30" | 2/1* | 30" | 72" | 30" | 3 | 30" | 72" |
| 60" x 168" | 30" | 2/1* | 30" | 84" | 30" | 3 | 30" | 84" |
| 60" x 192" | 30" | 2/2* | 30" | 74" | 30" | 4 | 30" | 74" |
| 60" x 216" | 30" | 2/2* | 30" | 82" | 30" | 4 | 30" | 82" |
| 66" x 144" | 30" | 2/1* | 24" | 72" | 36" | 3 | 24" | 72" |
| 66" x 168" | 30" | 2/1* | 28" | 84" | 36" | 3 | 28" | 84" |
| 66" x 192" | 30" | 2/2* | 24" | 72" | 36" | 4 | 24" | 72" |
| 66" x 216" | 30" | 2/2* | 27" | 81" | 36" | 4 | 27" | 81" |
| 72" x 168" | 36" | 2/1* | 28" | 84" | 36" | 3 | 28" | 84" |
| 72" x 192" | 36" | 2/2* | 24" | 72" | 36" | 4 | 24" | 72" |
| 72" x 216" | 36" | 2/2* | 27" | 81" | 36" | 4 | 27" | 81" |

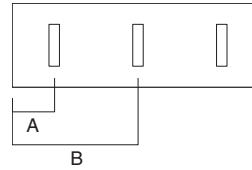
*Combination of half-drum and rectangle bases
 Tip: "A" dimension for half-round drum base is from center of wire-access hole in bottom of base to edge of top.

Convене Base Locations Rectangular, Boat-Shape, and Racetrack Tops, continued

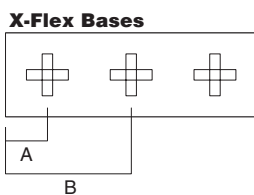
X Bases (Wood)



T-Flex Bases



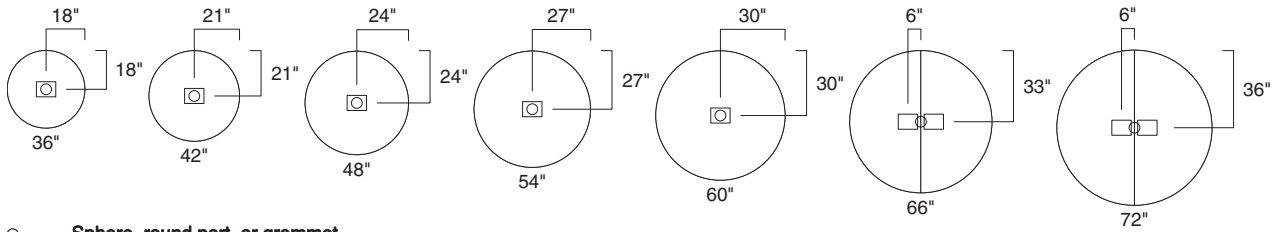
| Table Size | Base Size | Number of Bases | A | B | Base Size | Number of Bases | A | B |
|------------|-----------|-----------------|-------|------|-----------|-----------------|-------|------|
| 36" x 60" | N.A. | | | | 24" | 2 | 15.5" | N.A. |
| 36" x 66" | N.A. | | | | 24" | 2 | 18" | N.A. |
| 36" x 72" | N.A. | | | | 24" | 2 | 18" | N.A. |
| 36" x 84" | N.A. | | | | 24" | 2 | 20.5" | N.A. |
| 42" x 72" | N.A. | | | | 24" | 2 | 20.5" | N.A. |
| 42" x 84" | 24" | 2 | 21" | N.A. | 24" | 2 | 21" | N.A. |
| 42" x 96" | 24" | 2 | 25" | N.A. | 24" | 2 | 25" | N.A. |
| 42" x 108" | 24" | 2 | 27" | N.A. | 24" | 2 | 27" | N.A. |
| 48" x 84" | 30" | 2 | 21" | N.A. | 30" | 2 | 21" | N.A. |
| 48" x 96" | 30" | 2 | 25" | N.A. | 30" | 2 | 25" | N.A. |
| 48" x 108" | 30" | 2 | 27" | N.A. | 30" | 2 | 27" | N.A. |
| 48" x 120" | 30" | 2 | 30" | N.A. | 30" | 2 | 30" | N.A. |
| 48" x 144" | 30" | 3 | 24" | 72" | 30" | 3 | 24" | 72" |
| 54" x 108" | 30" | 2 | 27.5" | N.A. | 30" | 2 | 27.5" | N.A. |
| 54" x 120" | 30" | 2 | 35" | N.A. | 30" | 2 | 35" | N.A. |
| 54" x 144" | 30" | 3 | 27" | 72" | 30" | 3 | 27" | 72" |
| 54" x 168" | 30" | 3 | 27" | 84" | 30" | 3 | 27" | 84" |
| 60" x 120" | 30" | 2 | 30" | N.A. | N.A. | | | |
| 60" x 144" | 30" | 3 | 30" | 72" | N.A. | | | |
| 60" x 168" | 30" | 3 | 30" | 84" | N.A. | | | |
| 60" x 192" | 30" | 3 | 30" | 96" | N.A. | | | |
| 60" x 216" | 30" | 3 | 30" | 108" | N.A. | | | |
| 66" x 144" | 36" | 2 | 33" | N.A. | N.A. | | | |
| 66" x 168" | 36" | 2 | 36" | N.A. | N.A. | | | |
| 66" x 192" | 36" | 3 | 36" | 96" | N.A. | | | |
| 66" x 216" | 36" | 3 | 36" | 108" | N.A. | | | |
| 72" x 168" | 36" | 2 | 36" | N.A. | N.A. | | | |
| 72" x 192" | 36" | 3 | 36" | 96" | N.A. | | | |
| 72" x 216" | 36" | 3 | 36" | 108" | N.A. | | | |



| Table Size | Base Size | Number of Bases | A | B |
|------------|-----------|-----------------|-------|------|
| 36" x 60" | N.A. | | | |
| 36" x 66" | N.A. | | | |
| 36" x 72" | 24" | 2 | 18" | N.A. |
| 36" x 84" | 24" | 2 | 20.5" | N.A. |
| 42" x 72" | 24" | 2 | 20.5" | N.A. |
| 42" x 84" | 24" | 2 | 21" | N.A. |
| 42" x 96" | 24" | 2 | 25" | N.A. |
| 42" x 108" | 24" | 2 | 27" | N.A. |
| 48" x 84" | 30" | 2 | 21" | N.A. |
| 48" x 96" | 30" | 2 | 25" | N.A. |
| 48" x 108" | 30" | 2 | 27" | N.A. |
| 48" x 120" | 30" | 2 | 30" | N.A. |
| 48" x 144" | 30" | 3 | 24" | 72" |
| 54" x 108" | 30" | 2 | 27.5" | N.A. |
| 54" x 120" | 30" | 2 | 35" | N.A. |
| 54" x 144" | 30" | 3 | 27" | 72" |
| 54" x 168" | 30" | 3 | 27" | 84" |
| 60" x 120" | N.A. | | | |
| 60" x 144" | N.A. | | | |
| 60" x 168" | N.A. | | | |
| 60" x 192" | N.A. | | | |
| 60" x 216" | N.A. | | | |
| 66" x 144" | N.A. | | | |
| 66" x 168" | N.A. | | | |
| 66" x 192" | N.A. | | | |
| 66" x 216" | N.A. | | | |
| 72" x 168" | N.A. | | | |
| 72" x 192" | N.A. | | | |
| 72" x 216" | N.A. | | | |

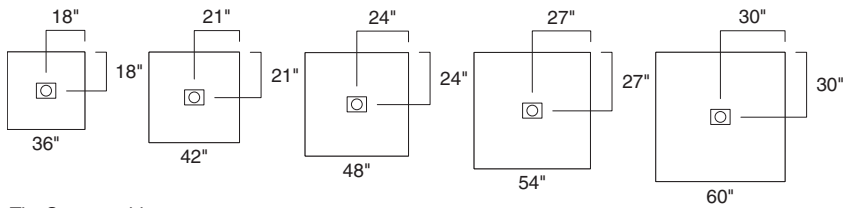
Convене Power and Communication Accessory Location

Round Conference Table Tops



- Sphere, round port, or grommet
- Power unit
- ◌ Oval port
- ▭ Power channel

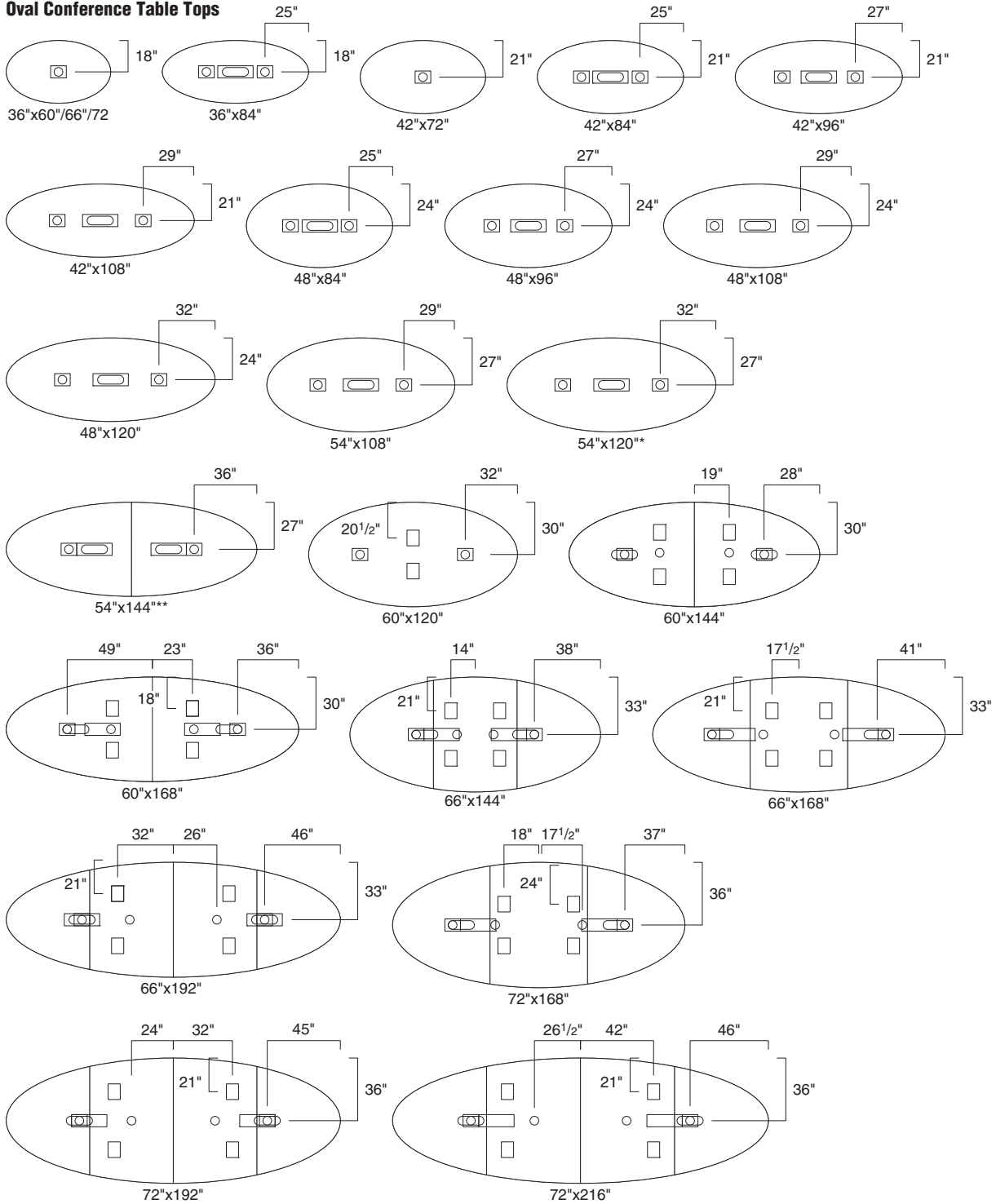
Square and Cushion Conference Table Tops



Tip: Square table tops are shown. The same dimensions apply to cushion table tops.

- Sphere, round port, or grommet
- Power unit
- ◌ Oval port
- ▭ Power channel

Oval Conference Table Tops



- Sphere, round port, or grommet
- Power unit
- ◻ Oval port
- ▭ Power channel

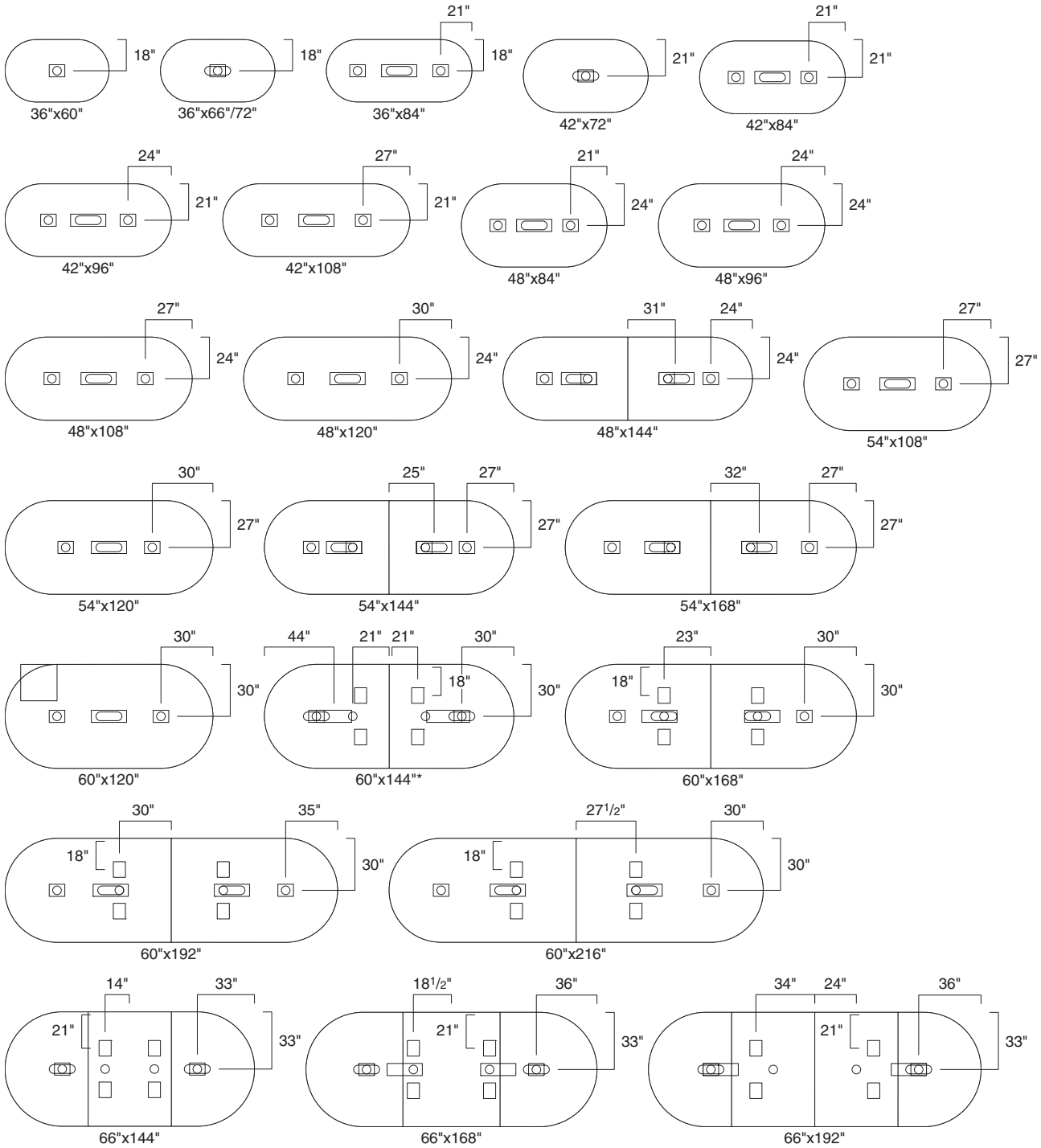
* Do not use oval port or power channel on 54" x 120" oval top with flex bases.

** Do not use oval port on 54" x 144" oval top with x-panel base.

Tip: Spheres, round ports, grommets, and power units are available in quantities of two, four, or six. When you specify an accessory in quantities of two, they will be installed in the outer most left- and right-hand positions.

Tip: Do not use oval port on 60" x 144" oval top with elliptical drum base.

Rectangular, Boat-Shape, and Racetrack Table Tops



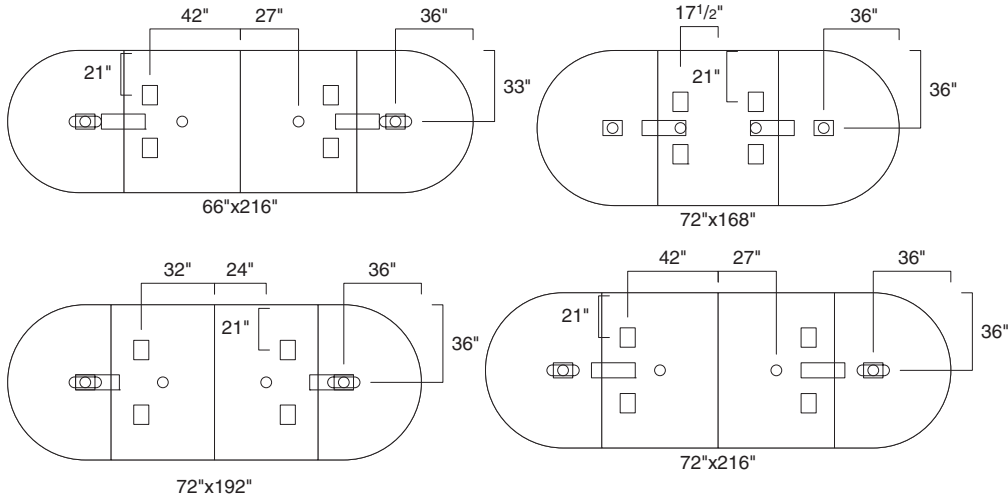
- Sphere, round port, or grommet
- Power unit
- ◌ Oval port
- ▭ Power channel

**Do not use oval port on 60" x 144" racetrack, rectangle, and boat-shape tops with elliptical drum bases.*

Tip: Racetrack table tops are shown. The same dimensions apply to rectangular and boat-shape table tops.

Tip: Do not use oval port on 60" x 168" racetrack, rectangular, and boat-shape tops with 30" X-base.

Rectangular, Boat-Shape, and Racetrack Table Tops, continued



Tip: Racetrack table tops are shown. The same dimensions apply to boat-shape table tops.

- Sphere, round port, or grommet
- Power unit
- ◌ Oval port
- ▭ Power channel

Availability of Conference Top Options

Round, Square, and Cushion Tops

▶ See page 340 for *Power and Communication Accessory Locations*.

| Round Tops | 36" diameter | 42" diameter | 48" diameter | 54" diameter | 60" diameter | 66" diameter | 72" diameter | Square Tops | 36"W | 42"W | 48"W | 54"W | 60"W | Cushion Tops | 36"W | 42"W | 48"W | 54"W | 60"W |
|------------|--------------|--------------|--------------|--------------|--------------|--------------|--------------|-------------|------|------|------|------|------|--------------|------|------|------|------|------|
|------------|--------------|--------------|--------------|--------------|--------------|--------------|--------------|-------------|------|------|------|------|------|--------------|------|------|------|------|------|

Grommets

▶ Page 348 for Specifying information

| | | | | | | | | | | | | | | | | | |
|-------------------|---|---|---|---|---|---|---|---|---|---|---|---|---|---|---|---|---|
| One 2 1/2" round | ■ | ■ | ■ | ■ | ■ | ■ | ■ | ■ | ■ | ■ | ■ | ■ | ■ | ■ | ■ | ■ | ■ |
| Two 2 1/2" round | • | • | • | • | • | • | • | • | • | • | • | • | • | • | • | • | • |
| Four 2 1/2" round | • | • | • | • | • | • | • | • | • | • | • | • | • | • | • | • | • |

Power Channels

▶ Page 348 for Specifying information

| | | | | | | | | | | | | | | | | | |
|--------------------|---|---|---|---|---|---|---|---|---|---|---|---|---|---|---|---|---|
| One power channel | • | • | • | • | • | • | • | • | • | • | • | • | • | • | • | • | • |
| Two power channels | • | • | • | • | • | • | • | • | • | • | • | • | • | • | • | • | • |

Power Units

▶ Page 349 for Specifying information

| | | | | | | | | | | | | | | | | | |
|------------------|---|---|---|---|---|---|---|---|---|---|---|---|---|---|---|---|---|
| One power unit | ■ | ■ | ■ | ■ | ■ | • | • | ■ | ■ | ■ | ■ | ■ | ■ | ■ | ■ | ■ | ■ |
| Two power units | • | • | • | • | • | ■ | ■ | • | • | • | • | • | • | • | • | • | • |
| Four power units | • | • | • | • | • | • | • | • | • | • | • | • | • | • | • | • | • |
| Six power units | • | • | • | • | • | • | • | • | • | • | • | • | • | • | • | • | • |

Factory-Cut Hole for Power and Communication Sphere

▶ Page 350 for Specifying Information

| | | | | | | | | | | | | | | | | | |
|------------------------|---|---|---|---|---|---|---|---|---|---|---|---|---|---|---|---|---|
| One 3"-diameter hole | ■ | ■ | ■ | ■ | ■ | • | • | ■ | ■ | ■ | ■ | ■ | ■ | ■ | ■ | ■ | ■ |
| Two 3"-diameter holes | • | • | • | • | • | • | • | • | • | • | • | • | • | • | • | • | • |
| Four 3"-diameter holes | • | • | • | • | • | • | • | • | • | • | • | • | • | • | • | • | • |

Factory-Cut Hole for Round Power and Communication Port

▶ Page 350 for Specifying information

| | | | | | | | | | | | | | | | | | |
|----------------------------|---|---|---|---|---|---|---|---|---|---|---|---|---|---|---|---|---|
| One 3 1/2"-diameter hole | ■ | ■ | ■ | ■ | ■ | • | • | ■ | ■ | ■ | ■ | ■ | ■ | ■ | ■ | ■ | ■ |
| Two 3 1/2"-diameter holes | • | • | • | • | • | • | • | • | • | • | • | • | • | • | • | • | • |
| Four 3 1/2"-diameter holes | • | • | • | • | • | • | • | • | • | • | • | • | • | • | • | • | • |

Factory-Cut Hole for Oval Power and Communication Port

▶ Page 350 for Specifying information

| | | | | | | | | | | | | | | | | | |
|----------------|---|---|---|---|---|---|---|---|---|---|---|---|---|---|---|---|---|
| One 12"W hole | • | • | • | • | • | • | • | • | • | • | • | • | • | • | • | • | • |
| Two 12"W holes | • | • | • | • | • | • | • | • | • | • | • | • | • | • | • | • | • |

Legend

- = Not available
- = Available

Availability of Conference Top Options

Oval Tops

▶ See page 340 for *Power and Communication Accessory Locations*.

| Oval Tops | 36"W | | | 42"W | | | 48"W | | | 54"W | | | 60"W | | | 66"W | | | 72"W | | | | |
|-----------|------|------|------|------|------|------|------|-------|------|------|-------|-------|-------|-------|-------|-------|-------|-------|-------|-------|-------|-------|-------|
| | 60"W | 66"W | 72"W | 84"W | 72"W | 84"W | 96"W | 108"W | 84"W | 96"W | 108"W | 120"W | 108"W | 120"W | 144"W | 120"W | 144"W | 168"W | 144"W | 168"W | 192"W | 168"W | 192"W |

Grommets

▶ Page 348 for Specifying information

| | | | | | | | | | | | | | | | | | | | | | | | | |
|----------------|---|---|---|---|---|---|---|---|---|---|---|---|---|---|---|---|---|---|---|---|---|---|---|---|
| One 2½" round | ■ | ■ | ■ | • | ■ | • | • | • | • | • | • | • | • | • | • | • | • | • | • | • | • | • | • | • |
| Two 2½" round | • | • | • | ■ | • | ■ | ■ | ■ | ■ | ■ | ■ | ■ | ■ | ■ | • | • | • | • | • | • | • | • | • | • |
| Four 2½" round | • | • | • | • | • | • | • | • | • | • | • | • | • | • | • | • | • | • | • | • | • | • | • | • |

Power Channels

▶ Page 348 for Specifying information

| | | | | | | | | | | | | | | | | | | | | | | | | |
|--------------------|---|---|---|---|---|---|---|---|---|---|---|---|---|---|---|---|---|---|---|---|---|---|---|---|
| One power channel | • | • | • | ■ | • | ■ | ■ | ■ | ■ | ■ | ■ | ■ | ■ | • | ■ | • | • | • | • | • | • | • | • | • |
| Two power channels | • | • | • | • | • | • | • | • | • | • | • | • | • | ■ | • | ■ | ■ | ■ | ■ | ■ | ■ | ■ | ■ | ■ |

Power Units

▶ Page 349 for Specifying information

| | | | | | | | | | | | | | | | | | | | | | | | | |
|------------------|---|---|---|---|---|---|---|---|---|---|---|---|---|---|---|---|---|---|---|---|---|---|---|---|
| One power unit | ■ | ■ | ■ | • | ■ | • | • | • | • | • | • | • | • | • | • | • | • | • | • | • | • | • | • | • |
| Two power units | • | • | • | ■ | • | ■ | ■ | ■ | ■ | ■ | ■ | ■ | ■ | ■ | ■ | ■ | ■ | ■ | ■ | ■ | ■ | ■ | ■ | ■ |
| Four power units | • | • | • | • | • | • | • | • | • | • | • | • | • | ■ | • | • | • | • | • | • | • | • | • | • |
| Six power units | • | • | • | • | • | • | • | • | • | • | • | • | • | • | ■ | ■ | ■ | ■ | ■ | ■ | ■ | ■ | ■ | ■ |

Factory-Cut Hole for Power and Communication Sphere

▶ Page 350 for Specifying Information

| | | | | | | | | | | | | | | | | | | | | | | | | |
|------------------------|---|---|---|---|---|---|---|---|---|---|---|---|---|---|---|---|---|---|---|---|---|---|---|---|
| One 3"-diameter hole | ■ | ■ | ■ | • | ■ | • | • | • | • | • | • | • | • | • | • | • | • | • | • | • | • | • | • | • |
| Two 3"-diameter holes | • | • | • | ■ | • | ■ | ■ | ■ | ■ | ■ | ■ | ■ | ■ | ■ | ■ | ■ | ■ | ■ | ■ | ■ | ■ | ■ | ■ | ■ |
| Four 3"-diameter holes | • | • | • | • | • | • | • | • | • | • | • | • | • | • | ■ | ■ | ■ | ■ | ■ | ■ | ■ | ■ | ■ | ■ |

Factory-Cut Hole for Round Power and Communication Port

▶ Page 350 for Specifying information

| | | | | | | | | | | | | | | | | | | | | | | | | |
|-------------------------|---|---|---|---|---|---|---|---|---|---|---|---|---|---|---|---|---|---|---|---|---|---|---|---|
| One 3½"-diameter hole | ■ | ■ | ■ | • | ■ | • | • | • | • | • | • | • | • | • | • | • | • | • | • | • | • | • | • | • |
| Two 3½"-diameter holes | • | • | • | ■ | • | ■ | ■ | ■ | ■ | ■ | ■ | ■ | ■ | ■ | ■ | ■ | ■ | ■ | ■ | ■ | ■ | ■ | ■ | ■ |
| Four 3½"-diameter holes | • | • | • | • | • | • | • | • | • | • | • | • | • | • | ■ | ■ | ■ | ■ | ■ | ■ | ■ | ■ | ■ | ■ |

Factory-Cut Hole for Oval Power and Communication Port

▶ Page 350 for Specifying information

| | | | | | | | | | | | | | | | | | | | | | | | | |
|----------------|---|---|---|---|---|---|---|---|---|---|---|---|---|---|---|---|---|---|---|---|---|---|---|---|
| One 12"W hole | • | ■ | ■ | ■ | ■ | ■ | ■ | • | ■ | ■ | ■ | ■ | ■ | • | ■ | • | • | • | • | • | • | • | • | • |
| Two 12"W holes | • | • | • | • | • | • | • | • | • | • | • | • | • | ■ | • | ■ | ■ | ■ | ■ | ■ | ■ | ■ | ■ | ■ |

Legend

- = Not available
- = Available

Specifying Conference Top Options

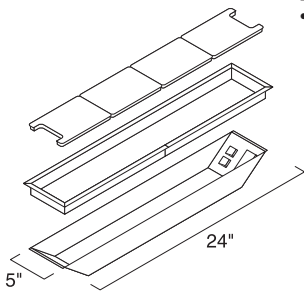
Grommets



▶ See Availability of Conference Top Options, page 344.

| Options | U.S. Price | Required to Specify |
|--|------------|--|
| <ul style="list-style-type: none"> • One 2 1/2"-round grommet | +\$117 | Center: Specify <i>with CGRC</i> and select 0835 Black, 4799 Platinum Metallic, 9201 Polished Chrome, or 9211 Nickel. |
| <ul style="list-style-type: none"> • Two 2 1/2"-round grommets | +\$234 | Left/Right: Specify <i>with CGRLR</i> and select 0835 Black, 4799 Platinum Metallic, 9201 Polished Chrome, or 9211 Nickel. |
| <ul style="list-style-type: none"> • Four 2 1/2"-round grommets | +\$468 | Left/Center/Center/Right: Specify <i>with CGRLCCR</i> and select 0835 Black, 4799 Platinum Metallic, 9201 Polished Chrome, or 9211 Nickel. |

Power Channels



▶ See Availability of Conference Top Options, page 344.

Tip: Power channel conduit must be hard-wired in the field.

Tip: Power channels cannot be used on tops supported by X-panel bases.

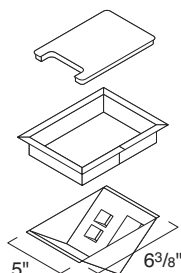
Tip: Power channels cannot be used on 54"D x 120"W oval tops supported by T- or X-flex bases.

Tip: Technology covers are included with power units and power channels. Specify additional covers only if you need a different style or replacements.

Tip: AAPs are available from Extron Electronics. For information on AAPs and to find an Extron Electronics dealer, contact Extron at 800.633.9876 or online at extron.com.

| Options | U.S. Price | Required to Specify |
|--|------------|---|
| <ul style="list-style-type: none"> • One power channel <ul style="list-style-type: none"> —Power channel with four electrical outlets and 6' conduit for hardwiring in the field —Faceplates to accommodate four customer-supplied voice/data receptacles —Two square and two wire access technology covers —In place of the faceplates provided, up to four single space Extron Electronics Architectural Adapter Plates (AAPs) can be used for data solutions —Sleeve: paint or metal | +\$1128 | Center: Specify <i>with CPCC</i> and select technology cover color: 2868 Cameo White Low Gloss (default) or 2869 Nocturne Black Low Gloss. Select sleeve color: 0835 Black or 4799 Platinum (default). |
| <ul style="list-style-type: none"> • Two power channels <ul style="list-style-type: none"> —Two power channels each with four electrical outlets and 6' conduit for hardwiring in the field —Faceplates to accommodate eight customer-supplied voice/data receptacles —Four square and four wire access technology covers —In place of the faceplates provided, up to eight single space Extron Electronics Architectural Adapter Plates (AAPs) can be used for data solutions —Two sleeves: paint or metal | +\$2256 | Left/Right: Specify <i>with CPCLR</i> and select technology cover color: 2868 Cameo White Low Gloss (default) or 2869 Nocturne Black Low Gloss. Select sleeve color: 0835 Black or 4799 Platinum (default). |

Power Units



► See *Availability of Conference Top Options*, page 344.

Tip: Power unit conduit must be hardwired in the field.

Tip: Technology covers are included with power units and power channels. Specify additional covers only if you need a different style or replacements.

Tip: AAPs are available from Extron Electronics. For information on AAPs and to find an Extron Electronics dealer, contact Extron at 800.633.9876 or online at extron.com.

| Options | U.S. Price | Required to Specify |
|--|------------|--|
| <ul style="list-style-type: none"> • One power unit <ul style="list-style-type: none"> —One power unit with two electrical outlets and 6' conduit for hardwiring in the field —Faceplates to accommodate two customer-supplied voice/data receptacles —In place of the faceplates provided, up to two single space Extron Electronics Architectural Adapter Plates (AAPs) can be used for data solutions —One wire access technology cover —Sleeve: paint or metal | + \$ 543 | Specify <i>with CPU1</i> and select technology cover color: 2868 Cameo White Low Gloss (default) or 2869 Nocturne Black Low Gloss. Select sleeve color: 0835 Black or 4799 Platinum (default). |
| <ul style="list-style-type: none"> • Two power units <ul style="list-style-type: none"> —Two power units each with two electrical outlets and 6' conduit for hardwiring in the field —Faceplates to accommodate four customer-supplied voice/data receptacles —In place of the faceplates provided, up to four single space Extron Electronics Architectural Adapter Plates (AAPs) can be used for data solutions —Two wire access technology covers —Two sleeves: paint or metal | +\$1086 | Specify <i>with CPU2</i> and select technology cover color: 2868 Cameo White Low Gloss (default) or 2869 Nocturne Black Low Gloss. Select sleeve color: 0835 Black or 4799 Platinum (default). |
| <ul style="list-style-type: none"> • Four power units <ul style="list-style-type: none"> —Four power units each with two electrical outlets and 6' conduit for hardwiring in the field —Faceplates to accommodate eight customer-supplied voice/data receptacles —In place of the faceplates provided, up to eight single space Extron Electronics Architectural Adapter Plates (AAPs) can be used for data solutions —Four wire access technology covers —Four sleeves: paint or metal | +\$2172 | Specify <i>with CPU4</i> and select technology cover color: 2868 Cameo White Low Gloss (default) or 2869 Nocturne Black Low Gloss. Select sleeve color: 0835 Black or 4799 Platinum (default). |
| <ul style="list-style-type: none"> • Six power units <ul style="list-style-type: none"> —Six power units each with two electrical outlets and 6' conduit for hardwiring in the field —Faceplates to accommodate twelve customer-supplied voice/data receptacles —In place of the faceplates provided, up to eight single space Extron Electronics Architectural Adapter Plates (AAPs) can be used for data solutions —Six wire access technology covers —Six sleeves: paint or metal | +\$3258 | Specify <i>with CPU6</i> and select technology cover color: 2868 Cameo White Low Gloss (default) or 2869 Nocturne Black Low Gloss. Select sleeve color: 0835 Black or 4799 Platinum (default). |



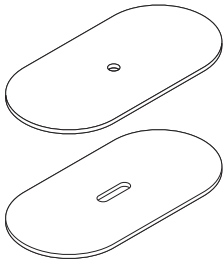
For Canadian Pricing

Multiply U.S. Price by the Canadian price factor.

► See page 1 for details.

Specifying Conference Top Options, continued

Factory-Cut Hole for Power and Communication Accessories



▶ See *Availability of Conference Top Options*, page 344.

Tip: Remember to order the power and communication ports and spheres separately.
▶ Page 534

Tip: Oval ports cannot be used on the following top and base combinations:
— 54" x 120" oval tops with T- or X-flex bases
— 54" x 144" oval tops with X-panel bases
— 60" x 144" racetrack, rectangle, and boat-shape tops with elliptical drum bases.

| Options | U.S. Price | Required to Specify |
|--|------------|---|
| Hole for power and communication sphere | | |
| • One 3" diameter hole | +\$ 49 | Center: Specify with CPSC. |
| • Two 3" diameter holes | +\$ 98 | Left/Right: Specify with CPSLR. |
| • Four 3" diameter holes | +\$196 | Left/Center/Center/Right: Specify with CPSLCCR. |
| Hole for round power and communication port | | |
| • One 3½" diameter hole | +\$ 49 | Center: Specify with CSPC. |
| • Two 3½" diameter holes | +\$ 98 | Left/Right: Specify with CSPLR. |
| • Four 3½" diameter holes | +\$196 | Left/Center/Center/Right: Specify with CSPLCCR. |
| Hole for oval power and communication port | | |
| • One 12"W hole | +\$ 49 | Center: Specify with CLPC. |
| • Two 12"W holes | +\$ 98 | Left/Right: Specify with CLPLR. |

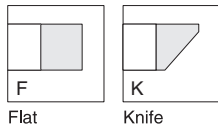
 **For Canadian Pricing**
Multiply U.S. Price by the Canadian price factor.
▶ See page 1 for details.

Round Wood Conference Table Tops

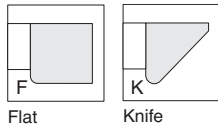


Tip: Your specification is not complete until you add a third letter to the style number to define the table top edge profile.

Standard Edge Profiles For Diameter Tops 36"-60"



Large Edge Profiles For Diameter Tops 66"-72"



| Standard Includes | Required to Specify |
|-------------------|---------------------|
|-------------------|---------------------|

- | | |
|---|---|
| <ul style="list-style-type: none"> ▶ Need help? Product details, page 314 • Table top: wood group 1 veneer with solid wood edge | <ol style="list-style-type: none"> 1 Style number with appropriate edge profile letter indicated in the space provided (For example, CW_R36 becomes CWFR36 for flat edge profile) <ul style="list-style-type: none"> ▶ See edge profiles below. 2 Wood veneer color number for top 3 Options, if selected (see below) <ul style="list-style-type: none"> ▶ See <i>Surface Materials</i>, page 398. |
|---|---|

| Options | U.S. Price | Required to Specify |
|---------|------------|---------------------|
|---------|------------|---------------------|

| | | |
|---|---|---|
| Surface Materials <ul style="list-style-type: none"> • Wood group 2 • Wood group 3 • Customiz stain on wood • Full-fill finish on wood group 1 | Prices below Prices below No cost Prices below | Specify wood color number. Specify wood color number. Specify <i>with Customiz stain</i> . ▶ See <i>Surface Materials Reference Manual</i> . Specify full-fill finish number. |
|---|---|---|

Additional Options

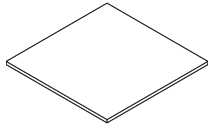
- ▶ See *Availability of Conference Top Options*, page 344.
- ▶ See *Specifying Conference Top Options*, page 348.

Specification Information

| Diameter | Style Number | U.S. Base Price | Options (Add \$ to Base Price) | | |
|----------|---------------|-----------------|--------------------------------|--------------|----------------------------------|
| | | | Wood Group 2 | Wood Group 3 | Full-Fill Finish on Wood Group 1 |
| 36" | CW_R36 | \$2024 | +\$ 69 | +\$ 240 | +\$35 |
| 42" | CW_R42 | \$2435 | +\$102 | +\$ 358 | +\$35 |
| 48" | CW_R48 | \$3065 | +\$102 | +\$ 358 | +\$35 |
| 54" | CW_R54 | \$3979 | +\$183 | +\$ 642 | +\$66 |
| 60" | CW_R60 | \$4621 | +\$183 | +\$ 642 | +\$66 |
| 66" | CW_R66 | \$5580 | +\$232 | +\$ 803 | +\$66 |
| 72" | CW_R72 | \$6505 | +\$300 | +\$1044 | +\$66 |

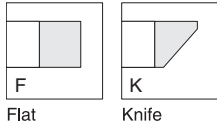
For Canadian Pricing
 Multiply U.S. Price by the Canadian price factor.
 ▶ See page 1 for details.

Square Wood Conference Table Tops



Tip: Your specification is not complete until you add a third letter to the style number to define the table top edge profile.

Standard Edge Profiles For Tops 36"W-60"W



Flat

Knife

| Standard Includes | Required to Specify |
|-------------------|---------------------|
|-------------------|---------------------|

- | | |
|---|---|
| <ul style="list-style-type: none"> ▶ Need help? Product details, page 314 • Table top: wood group 1 veneer with solid wood edge | <ul style="list-style-type: none"> 1 Style number with appropriate edge profile letter indicated in the space provided (For example, CW_S36 becomes CWFS36 for flat edge profile) <ul style="list-style-type: none"> ▶ See edge profiles below. 2 Wood veneer color number for top 3 Options, if selected (see below) <ul style="list-style-type: none"> ▶ See <i>Surface Materials</i>, page 398. |
|---|---|

| Options | U.S. Price | Required to Specify |
|---------|------------|---------------------|
|---------|------------|---------------------|

- | | | |
|---|---|---|
| Surface Materials <ul style="list-style-type: none"> • Wood group 2 • Wood group 3 • Customiz stain on wood | <ul style="list-style-type: none"> Prices below Prices below No cost | <ul style="list-style-type: none"> Specify wood color number. Specify wood color number. Specify <i>with Customiz stain</i>. ▶ See <i>Surface Materials Reference Manual</i>. Specify full-fill finish number. |
| <ul style="list-style-type: none"> • Full-fill finish on wood group 1 | <ul style="list-style-type: none"> Prices below | |

- Additional Options**
- ▶ See *Availability of Conference Top Options*, page 344.
 - ▶ See *Specifying Conference Top Options*, page 348.

Specification Information

| • Dimensions | | • Style Number | • U.S. Base Price | • Options (Add \$ to Base Price) | | |
|--------------|-----|----------------|-------------------|----------------------------------|--------|-------|
| D | W | | | Wood | Wood | Wood |
| 36" | 36" | CW_S36 | \$1655 | +\$ 69 | +\$240 | +\$35 |
| 42" | 42" | CW_S42 | \$1990 | +\$102 | +\$358 | +\$35 |
| 48" | 48" | CW_S48 | \$2510 | +\$102 | +\$358 | +\$66 |
| 54" | 54" | CW_S54 | \$3568 | +\$183 | +\$642 | +\$66 |
| 60" | 60" | CW_S60 | \$4739 | +\$183 | +\$642 | +\$66 |
| : | : | : | : | : | : | : |

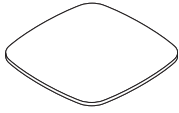


For Canadian Pricing

Multiply U.S. Price by the Canadian price factor.

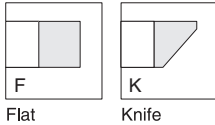
- ▶ See page 1 for details.

Cushion Wood Conference Table Tops



Tip: Your specification is not complete until you add a third letter to the style number to define the table top edge profile.

Standard Edge Profiles For Tops 36"W-60"W



Flat

Knife

| Standard Includes | Required to Specify |
|---|--|
| <ul style="list-style-type: none"> ▶ Need help? Product details, page 314 • Table top: wood group 1 veneer with solid wood edge | <ol style="list-style-type: none"> 1 Style number with appropriate edge profile letter indicated in the space provided (For example, CW_C36 becomes CWFC36 for flat edge profile) <ul style="list-style-type: none"> ▶ See edge profiles below. 2 Wood veneer color number for top 3 Options, if selected (see below) <ul style="list-style-type: none"> ▶ See <i>Surface Materials</i>, page 398. |

| Options | U.S. Price | Required to Specify |
|---|---|---|
| Surface Materials <ul style="list-style-type: none"> • Wood group 2 • Wood group 3 • Customiz stain on wood | Prices below Prices below No cost | Specify wood color number. Specify wood color number. Specify <i>with Customiz stain</i> . ▶ See <i>Surface Materials Reference Manual</i> . Specify full-fill finish number. |
| <ul style="list-style-type: none"> • Full-fill finish on wood group 1 | Prices below | |

Additional Options

- ▶ See *Availability of Conference Top Options*, page 344.
- ▶ See *Specifying Conference Top Options*, page 348.

| Specification Information | | | | | | |
|---------------------------|-----|----------------|-------------------|----------------------------------|---------|--------------------------|
| • Dimensions | | • Style Number | • U.S. Base Price | • Options (Add \$ to Base Price) | | |
| D | W | | | Wood | Wood | Full-Fill Finish on Wood |
| | | | | Group 2 | Group 3 | Group 1 |
| 36" | 36" | CW_C36 | \$1987 | +\$ 69 | +\$240 | +\$35 |
| 42" | 42" | CW_C42 | \$2394 | +\$102 | +\$358 | +\$35 |
| 48" | 48" | CW_C48 | \$3012 | +\$102 | +\$358 | +\$66 |
| 54" | 54" | CW_C54 | \$4285 | +\$183 | +\$642 | +\$66 |
| 60" | 60" | CW_C60 | \$5690 | +\$183 | +\$642 | +\$66 |
| : | : | : | : | : | : | : |

For Canadian Pricing
 Multiply U.S. Price by the Canadian price factor.
 ▶ See page 1 for details.

Oval Wood Conference Table Tops



| Standard Includes | Required to Specify |
|-------------------|---------------------|
|-------------------|---------------------|

- | | | |
|--|---|--|
| <ul style="list-style-type: none"> ▶ Need help? Product details, page 314 | <ul style="list-style-type: none"> • Table top: wood group 1 veneer with solid wood edge | <ul style="list-style-type: none"> 1 Style number with appropriate edge profile letter indicated in the space provided (For example, CW_J3660 becomes CWFJ3660 for flat edge profile) <ul style="list-style-type: none"> ▶ See edge profiles at right. 2 Wood veneer color number for top 3 Options, if selected (see below) <ul style="list-style-type: none"> ▶ See <i>Surface Materials</i>, page 398. |
|--|---|--|

| Options | U.S. Price | Required to Specify |
|---------|------------|---------------------|
|---------|------------|---------------------|

- | | | |
|--|--|---|
| Surface Materials | <ul style="list-style-type: none"> • Wood group 2 Prices at right • Wood group 3 Prices at right • Customiz stain on wood No cost | <ul style="list-style-type: none"> Specify wood color number. Specify wood color number. Specify <i>with Customiz stain</i>. ▶ See <i>Surface Materials Reference Manual</i>. Specify full-fill finish number. |
| <ul style="list-style-type: none"> • Full-fill finish on wood group 1 | <ul style="list-style-type: none"> Prices at right | |

- Additional Options**
- ▶ See *Availability of Conference Top Options*, page 344.
 - ▶ See *Specifying Conference Top Options*, page 348.



For Canadian Pricing
 Multiply U.S. Price by the Canadian price factor.
 ▶ See page 1 for details.

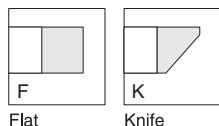
Specification Information

| Dimensions D W | Style Number | U.S. Base Price | Options (Add \$ to Base Price) | | | |
|-------------------|-----------------------|-----------------------|-----------------------------------|-----------------|---|--|
| | | | Wood Group 2 | Wood Group 3 | Full-Fill Finish on Wood Group 1 | |
| 36" | 60" CW_J3660 | \$ 3420 | +\$102 | +\$ 358 | +\$ 66 | |
| | 66" CW_J3666 | \$ 3674 | +\$141 | +\$ 493 | +\$ 66 | |
| | 72" CW_J3672 | \$ 3941 | +\$141 | +\$ 493 | +\$ 66 | |
| 42" | 84" CW_J3684 | \$ 4469 | +\$183 | +\$ 642 | +\$ 66 | |
| | 72" CW_J4272 | \$ 4483 | +\$183 | +\$ 642 | +\$ 66 | |
| | 84" CW_J4284 | \$ 4909 | +\$183 | +\$ 642 | +\$ 66 | |
| 48" | 96" CW_J4296 | \$ 5538 | +\$232 | +\$ 803 | +\$ 66 | |
| | 108" CW_J42108 | \$ 6182 | +\$232 | +\$ 803 | +\$102 | |
| | 84" CW_J4884 | \$ 5393 | +\$232 | +\$ 803 | +\$ 66 | |
| | 96" CW_J4896 | \$ 5716 | +\$232 | +\$ 803 | +\$102 | |
| 54" | 108" CW_J48108 | \$ 6983 | +\$300 | +\$1044 | +\$102 | |
| | 120" CW_J48120 | \$ 8551 | +\$300 | +\$1044 | +\$102 | |
| | 108" CW_J54108 | \$ 8009 | +\$337 | +\$1185 | +\$102 | |
| | 120" CW_J54120 | \$ 9300 | +\$337 | +\$1185 | +\$134 | |
| 60" | 144" CW_J54144 | \$11,043 | +\$422 | +\$1469 | +\$134 | |
| | 120" CW_J60120 | \$ 9938 | +\$372 | +\$1298 | +\$134 | |
| | 144" CW_J60144 | \$13,360 | +\$446 | +\$1563 | +\$168 | |
| 66" | 168" CW_J60168 | \$17,503 | +\$475 | +\$1655 | +\$168 | |
| | 144" CW_J66144 | \$14,819 | +\$475 | +\$1655 | +\$168 | |
| | 168" CW_J66168 | \$18,244 | +\$542 | +\$1897 | +\$204 | |
| 72" | 192" CW_J66192 | \$19,899 | +\$606 | +\$2126 | +\$204 | |
| | 168" CW_J72168 | \$21,302 | +\$606 | +\$2126 | +\$204 | |
| | 192" CW_J72192 | \$23,472 | +\$676 | +\$2364 | +\$237 | |
| | 216" CW_J72216 | \$25,471 | +\$743 | +\$2607 | +\$267 | |

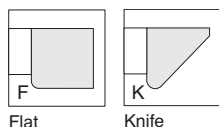


Tip: Your specification is not complete until you add a third letter to the style number to define the table top edge profile.

Standard Edge Profiles For Tops 60"W-120"W

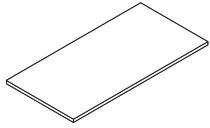


Large Edge Profiles For Tops 144"W and Wider



For Canadian Pricing
 Multiply U.S. Price by the Canadian price factor.
 ▶ See page 1 for details.

Rectangular Wood Conference Table Tops



| Standard Includes | Required to Specify |
|-------------------|---------------------|
|-------------------|---------------------|

- | | | |
|--|---|--|
| <ul style="list-style-type: none"> ▶ Need help? Product details, page 314 | <ul style="list-style-type: none"> • Table top: wood group 1 veneer with solid wood edge | <ul style="list-style-type: none"> 1 Style number with appropriate edge profile letter indicated in the space provided (For example, CW_T3660 becomes CWFT3660 for flat edge profile) ▶ See edge profiles at right. 2 Wood veneer color number for top 3 Options, if selected (see below) ▶ See <i>Surface Materials</i>, page 398. |
|--|---|--|

| Options | U.S. Price | Required to Specify |
|---------|------------|---------------------|
|---------|------------|---------------------|

- | | | |
|--------------------------|--|---|
| Surface Materials | <ul style="list-style-type: none"> • Wood group 2 Prices at right • Wood group 3 Prices at right • Customiz stain on wood No cost | <ul style="list-style-type: none"> Specify wood color number. Specify wood color number. Specify <i>with Customiz stain</i>. ▶ See <i>Surface Materials Reference Manual</i>. Specify full-fill finish number. |
| | <ul style="list-style-type: none"> • Full-fill finish on wood group 1 Prices at right | |

- Additional Options**
- ▶ See *Availability of Conference Top Options*, page 344.
 - ▶ See *Specifying Conference Top Options*, page 348.



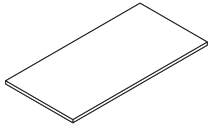
For Canadian Pricing

Multiply U.S. Price by the Canadian price factor.

- ▶ See page 1 for details.

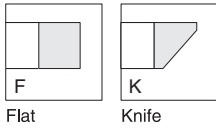
Specification Information

| Dimensions D W | Style Number | U.S. Base Price | Options (Add \$ to Base Price) | | | |
|-------------------|-----------------------|-----------------------|-----------------------------------|-----------------|---|--|
| | | | Wood Group 2 | Wood Group 3 | Full-Fill Finish on Wood Group 1 | |
| 36" | 60" CW_T3660 | \$ 2944 | +\$102 | +\$ 358 | +\$ 66 | |
| | 66" CW_T3666 | \$ 3168 | +\$141 | +\$ 493 | +\$ 66 | |
| | 72" CW_T3672 | \$ 3395 | +\$141 | +\$ 493 | +\$ 66 | |
| | 84" CW_T3684 | \$ 3849 | +\$183 | +\$ 642 | +\$ 66 | |
| 42" | 72" CW_T4272 | \$ 3861 | +\$183 | +\$ 642 | +\$ 66 | |
| | 84" CW_T4284 | \$ 4229 | +\$183 | +\$ 642 | +\$ 66 | |
| | 96" CW_T4296 | \$ 4769 | +\$232 | +\$ 803 | +\$ 66 | |
| | 108" CW_T42108 | \$ 5322 | +\$232 | +\$ 803 | +\$102 | |
| 48" | 84" CW_T4884 | \$ 4646 | +\$232 | +\$ 803 | +\$ 66 | |
| | 96" CW_T4896 | \$ 4929 | +\$232 | +\$ 803 | +\$102 | |
| | 108" CW_T48108 | \$ 6015 | +\$300 | +\$1044 | +\$102 | |
| | 120" CW_T48120 | \$ 7365 | +\$300 | +\$1044 | +\$102 | |
| | 144" CW_T48144 | \$ 8123 | +\$372 | +\$1298 | +\$134 | |
| 54" | 108" CW_T54108 | \$ 6898 | +\$337 | +\$1185 | +\$102 | |
| | 120" CW_T54120 | \$ 8007 | +\$337 | +\$1185 | +\$134 | |
| | 144" CW_T54144 | \$ 9511 | +\$422 | +\$1469 | +\$134 | |
| | 168" CW_T54168 | \$11,519 | +\$475 | +\$1655 | +\$168 | |
| 60" | 120" CW_T60120 | \$ 8559 | +\$372 | +\$1298 | +\$134 | |
| | 144" CW_T60144 | \$11,506 | +\$446 | +\$1563 | +\$168 | |
| | 168" CW_T60168 | \$15,075 | +\$475 | +\$1655 | +\$168 | |
| | 192" CW_T60192 | \$15,555 | +\$542 | +\$1897 | +\$204 | |
| | 216" CW_T60216 | \$16,042 | +\$606 | +\$2126 | +\$237 | |
| 66" | 144" CW_T66144 | \$13,473 | +\$475 | +\$1655 | +\$168 | |
| | 168" CW_T66168 | \$16,587 | +\$542 | +\$1897 | +\$204 | |
| | 192" CW_T66192 | \$18,096 | +\$606 | +\$2126 | +\$204 | |
| | 216" CW_T66216 | \$20,954 | +\$676 | +\$2364 | +\$237 | |
| 72" | 168" CW_T72168 | \$19,357 | +\$606 | +\$2126 | +\$204 | |
| | 192" CW_T72192 | \$21,336 | +\$676 | +\$2364 | +\$237 | |
| | 216" CW_T72216 | \$23,155 | +\$743 | +\$2607 | +\$267 | |

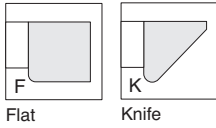


Tip: Your specification is not complete until you add a third letter to the style number to define the table top edge profile.

Standard Edge Profiles For Tops 60"W-120"W

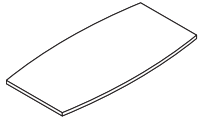


Large Edge Profiles For Tops 144"W and Wider



 **For Canadian Pricing**
Multiply U.S. Price by the Canadian price factor.
▶ See page 1 for details.

Boat-Shape Wood Conference Table Tops



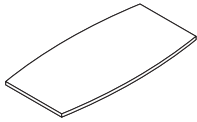
| | | Standard Includes | Required to Specify |
|---|--|---|---|
| <p>▶ Need help? Product details, page 314</p> | | <ul style="list-style-type: none"> Table top: wood group 1 veneer with solid wood edge | <p>1 Style number with appropriate edge profile letter indicated in the space provided (For example, CW_B3660 becomes CWFB3660 for flat edge profile)</p> <ul style="list-style-type: none"> ▶ See edge profiles at right. <p>2 Wood veneer color number for top</p> <p>3 Options, if selected (see below)</p> <ul style="list-style-type: none"> ▶ See <i>Surface Materials</i>, page 398. |
| | | Options | U.S. Price |
| Surface Materials | | <ul style="list-style-type: none"> Wood group 2 Wood group 3 Customiz stain on wood | <p>Prices at right</p> <p>Prices at right</p> <p>No cost</p> |
| | | <ul style="list-style-type: none"> Full-fill finish on wood group 1 | <p>Prices at right</p> |
| Additional Options | | <ul style="list-style-type: none"> ▶ See <i>Availability of Conference Top Options</i>, page 344. ▶ See <i>Specifying Conference Top Options</i>, page 348. | |



For Canadian Pricing
 Multiply U.S. Price by the Canadian price factor.
 ▶ See page 1 for details.

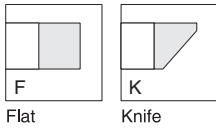
Specification Information

| Dimensions D W | Style Number | U.S. Base Price | Options (Add \$ to Base Price) | | | |
|-------------------|-----------------|-----------------------|-----------------------------------|-----------------|---|--------|
| | | | Wood Group 2 | Wood Group 3 | Full-Fill Finish on Wood Group 1 | |
| 30"/36" | 60" | CW_B3660 | \$ 3420 | +\$102 | +\$ 358 | +\$ 66 |
| | 66" | CW_B3666 | \$ 3674 | +\$141 | +\$ 493 | +\$ 66 |
| | 72" | CW_B3672 | \$ 3941 | +\$141 | +\$ 493 | +\$ 66 |
| | 84" | CW_B3684 | \$ 4469 | +\$183 | +\$ 642 | +\$ 66 |
| 36"/42" | 72" | CW_B4272 | \$ 4483 | +\$183 | +\$ 642 | +\$ 66 |
| | 84" | CW_B4284 | \$ 4909 | +\$183 | +\$ 642 | +\$ 66 |
| | 96" | CW_B4296 | \$ 5538 | +\$232 | +\$ 803 | +\$ 66 |
| | 108" | CW_B42108 | \$ 6182 | +\$232 | +\$ 803 | +\$102 |
| 41"/48" | 84" | CW_B4884 | \$ 5393 | +\$232 | +\$ 803 | +\$ 66 |
| | 96" | CW_B4896 | \$ 5716 | +\$232 | +\$ 803 | +\$102 |
| | 108" | CW_B48108 | \$ 6983 | +\$300 | +\$1044 | +\$102 |
| | 120" | CW_B48120 | \$ 8551 | +\$300 | +\$1044 | +\$102 |
| | 144" | CW_B48144 | \$ 9430 | +\$372 | +\$1298 | +\$134 |
| 46"/54" | 108" | CW_B54108 | \$ 8009 | +\$337 | +\$1185 | +\$102 |
| | 120" | CW_B54120 | \$ 9300 | +\$337 | +\$1185 | +\$134 |
| | 144" | CW_B54144 | \$11,043 | +\$422 | +\$1469 | +\$134 |
| | 168" | CW_B54168 | \$13,378 | +\$475 | +\$1655 | +\$168 |
| 51"/60" | 120" | CW_B60120 | \$ 9938 | +\$372 | +\$1298 | +\$134 |
| | 144" | CW_B60144 | \$13,360 | +\$446 | +\$1563 | +\$168 |
| | 168" | CW_B60168 | \$17,503 | +\$475 | +\$1655 | +\$168 |
| | 192" | CW_B60192 | \$18,059 | +\$542 | +\$1897 | +\$204 |
| | 216" | CW_B60216 | \$18,626 | +\$606 | +\$2126 | +\$237 |
| 56"/66" | 144" | CW_B66144 | \$14,819 | +\$475 | +\$1655 | +\$168 |
| | 168" | CW_B66168 | \$18,244 | +\$542 | +\$1897 | +\$204 |
| | 192" | CW_B66192 | \$19,899 | +\$606 | +\$2126 | +\$204 |
| | 216" | CW_B66216 | \$23,051 | +\$676 | +\$2364 | +\$237 |
| 61"/72" | 168" | CW_B72168 | \$21,302 | +\$606 | +\$2126 | +\$204 |
| | 192" | CW_B72192 | \$23,472 | +\$676 | +\$2364 | +\$237 |
| | 216" | CW_B72216 | \$25,471 | +\$743 | +\$2607 | +\$267 |

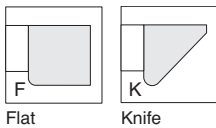


Tip: Your specification is not complete until you add a third letter to the style number to define the table top edge profile.

Standard Edge Profiles For Tops 60"W-120"W



Large Edge Profiles For Tops 144"W and Wider



For Canadian Pricing
Multiply U.S. Price by the Canadian price factor.
▶ See page 1 for details.

Racetrack Wood Conference Table Tops



| | | Standard Includes | Required to Specify |
|---|--|---|---|
| <p>▶ Need help? Product details, page 314</p> | <ul style="list-style-type: none"> Table top: wood group 1 veneer with solid wood edge | <p>1 Style number with appropriate edge profile letter indicated in the space provided (For example, CW_K3660 becomes CWFK3660 for flat edge profile)</p> <ul style="list-style-type: none"> ▶ See edge profiles at right. <p>2 Wood veneer color number for top</p> <p>3 Options, if selected (see below)</p> <ul style="list-style-type: none"> ▶ See <i>Surface Materials</i>, page 398. | |
| | | Options | U.S. Price |
| Surface Materials | <ul style="list-style-type: none"> Wood group 2 Wood group 3 Customiz stain on wood | <p>Prices at right</p> <p>Prices at right</p> <p>No cost</p> | <p>Specify wood color number.</p> <p>Specify wood color number.</p> <p>Specify <i>with Customiz stain</i>.</p> <ul style="list-style-type: none"> ▶ See <i>Surface Materials Reference Manual</i>. <p>Specify full-fill finish number.</p> |
| Additional Options | <ul style="list-style-type: none"> Full-fill finish on wood group 1 | <p>Prices at right</p> | <ul style="list-style-type: none"> ▶ See <i>Availability of Conference Top Options</i>, page 344. ▶ See <i>Specifying Conference Top Options</i>, page 348. |



For Canadian Pricing
 Multiply U.S. Price by the Canadian price factor.
 ▶ See page 1 for details.

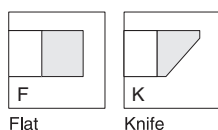
Specification Information

| Dimensions D W | Style Number | U.S. Base Price | Options (Add \$ to Base Price) | | | |
|-------------------|-----------------------|-----------------------|-----------------------------------|-----------------|---|--|
| | | | Wood Group 2 | Wood Group 3 | Full-Fill Finish on Wood Group 1 | |
| 36" | 60" CW_K3660 | \$ 3265 | +\$102 | +\$ 358 | +\$ 66 | |
| | 66" CW_K3666 | \$ 3508 | +\$141 | +\$ 493 | +\$ 66 | |
| | 72" CW_K3672 | \$ 3759 | +\$141 | +\$ 493 | +\$ 66 | |
| | 84" CW_K3684 | \$ 4264 | +\$183 | +\$ 642 | +\$ 66 | |
| 42" | 72" CW_K4272 | \$ 4278 | +\$183 | +\$ 642 | +\$ 66 | |
| | 84" CW_K4284 | \$ 4686 | +\$183 | +\$ 642 | +\$ 66 | |
| | 96" CW_K4296 | \$ 5284 | +\$232 | +\$ 803 | +\$ 66 | |
| 48" | 108" CW_K42108 | \$ 5900 | +\$232 | +\$ 803 | +\$102 | |
| | 84" CW_K4884 | \$ 5147 | +\$232 | +\$ 803 | +\$ 66 | |
| | 96" CW_K4896 | \$ 5453 | +\$232 | +\$ 803 | +\$102 | |
| | 108" CW_K48108 | \$ 6664 | +\$300 | +\$1044 | +\$102 | |
| 54" | 120" CW_K48120 | \$ 8160 | +\$300 | +\$1044 | +\$102 | |
| | 144" CW_K48144 | \$ 9004 | +\$372 | +\$1298 | +\$134 | |
| | 108" CW_K54108 | \$ 7644 | +\$337 | +\$1185 | +\$102 | |
| | 120" CW_K54120 | \$ 8878 | +\$337 | +\$1185 | +\$134 | |
| 60" | 144" CW_K54144 | \$10,540 | +\$422 | +\$1469 | +\$134 | |
| | 168" CW_K54168 | \$12,768 | +\$475 | +\$1655 | +\$168 | |
| | 120" CW_K60120 | \$ 9487 | +\$372 | +\$1298 | +\$134 | |
| | 144" CW_K60144 | \$12,755 | +\$446 | +\$1563 | +\$168 | |
| 66" | 168" CW_K60168 | \$16,708 | +\$475 | +\$1655 | +\$168 | |
| | 192" CW_K60192 | \$17,237 | +\$542 | +\$1897 | +\$204 | |
| | 216" CW_K60216 | \$17,780 | +\$606 | +\$2126 | +\$237 | |
| | 144" CW_K66144 | \$14,146 | +\$475 | +\$1655 | +\$168 | |
| 72" | 168" CW_K66168 | \$17,417 | +\$542 | +\$1897 | +\$204 | |
| | 192" CW_K66192 | \$18,993 | +\$606 | +\$2126 | +\$204 | |
| | 216" CW_K66216 | \$22,001 | +\$676 | +\$2364 | +\$237 | |
| | 168" CW_K72168 | \$20,329 | +\$606 | +\$2126 | +\$204 | |
| | 192" CW_K72192 | \$22,405 | +\$676 | +\$2364 | +\$237 | |
| | 216" CW_K72216 | \$24,311 | +\$743 | +\$2607 | +\$267 | |

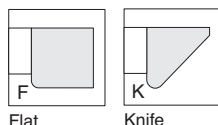


Tip: Your specification is not complete until you add a third letter to the style number to define the table top edge profile.

Standard Edge Profiles For Tops 60"W-120"W



Large Edge Profiles For Tops 144"W and Wider



For Canadian Pricing
 Multiply U.S. Price by the Canadian price factor.
 ▶ See page 1 for details.

Round Laminate Conference Table Tops



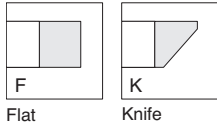
| Standard Includes | Required to Specify |
|--|---|
| <ul style="list-style-type: none"> ▶ Need help? Product details, page 314 • Table top: laminate price group 1 with solid wood group 1 edge | <ol style="list-style-type: none"> 1 Style number with appropriate edge profile letter indicated in the space provided (For example, CL_R36 becomes CLFR36 for flat edge profile) <ul style="list-style-type: none"> ▶ See edge profiles below. 2 Laminate color number for top 3 Wood finish number for edge profile 4 Options, if selected (see below) <ul style="list-style-type: none"> ▶ See <i>Surface Materials</i>, page 398. |

For laminate group 2 and 3 pricing, please refer to the electronic catalog or SmartTools.

Tip: Your specification is not complete until you add a third letter to the style number to define the table top edge profile.

| Options | U.S. Price | Required to Specify |
|--|------------------------------|--|
| Surface Materials | | |
| • Wood group 2 on wood edge profile | Prices below | Specify wood color number. |
| • Wood group 3 on wood edge profile | Prices below | Specify wood color number. |
| • Customiz stain on wood edge profile | No cost | Specify <i>with Customiz stain</i> . |
| • High-Pressure Laminate price group 2 | See information at left | ▶ See <i>Surface Materials Reference Manual</i> . Specify High-Pressure Laminate color number. |
| • High-Pressure Laminate price group 3 | See information at left | Specify High-Pressure Laminate color number. |
| • Open Line laminate | +\$102 plus cost of laminate | ▶ See <i>Surface Materials Reference Manual</i> . |

Standard Edge Profiles For Diameter Tops 36"-60"



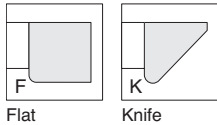
Additional Options

- ▶ See *Availability of Conference Top Options*, page 344.
- ▶ See *Specifying Conference Top Options*, page 348.

Specification Information

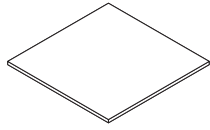
| Diameter | Style Number | U.S. Base Price | Options (Add \$ to Base Price) | |
|----------|---------------|-----------------|--------------------------------|----------------------|
| | | | Wood on Edge Group 2 | Wood on Edge Group 3 |
| 36" | CL_R36 | \$1909 | +\$ 41 | +\$138 |
| 42" | CL_R42 | \$2304 | +\$ 47 | +\$161 |
| 48" | CL_R48 | \$2891 | +\$ 47 | +\$161 |
| 54" | CL_R54 | \$3757 | +\$ 97 | +\$334 |
| 60" | CL_R60 | \$4365 | +\$ 97 | +\$334 |
| 66" | CL_R66 | \$5272 | +\$113 | +\$402 |
| 72" | CL_R72 | \$6151 | +\$146 | +\$518 |

Large Edge Profiles For Diameter Tops 66"-72"



 **For Canadian Pricing**
 Multiply U.S. Price by the Canadian price factor.
 ▶ See page 1 for details.

Square Laminate Conference Table Tops



| Standard Includes | Required to Specify |
|--|---|
| <ul style="list-style-type: none"> ▶ Need help? Product details, page 314 • Table top: laminate price group 1 with solid wood group 1 edge | <ol style="list-style-type: none"> 1 Style number with appropriate edge profile letter indicated in the space provided (For example, CL_S36 becomes CLFS36 for flat edge profile) <ul style="list-style-type: none"> ▶ See edge profiles below. 2 Laminate color number for top 3 Wood finish number for edge profile 4 Options, if selected (see below) <ul style="list-style-type: none"> ▶ See <i>Surface Materials</i>, page 398. |

For laminate group 2 and 3 pricing, please refer to the electronic catalog or SmartTools.

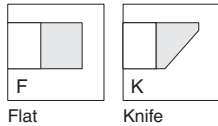
| Options | U.S. Price | Required to Specify |
|--|------------------------------|--|
| Surface Materials | | |
| • Wood group 2 on wood edge profile | Prices below | Specify wood color number. |
| • Wood group 3 on wood edge profile | Prices below | Specify wood color number. |
| • Customiz stain on wood edge profile | No cost | Specify with <i>Customiz stain</i> . |
| • High-Pressure Laminate price group 2 | See information at left | ▶ See <i>Surface Materials Reference Manual</i> . Specify High-Pressure Laminate color number. |
| • High-Pressure Laminate price group 3 | See information at left | Specify High-Pressure Laminate color number. |
| • Open Line laminate | +\$102 plus cost of laminate | ▶ See <i>Surface Materials Reference Manual</i> . |

Additional Options ▶ See *Availability of Conference Top Options*, page 344.
▶ See *Specifying Conference Top Options*, page 348.

Tip: Your specification is not complete until you add a third letter to the style number to define the table top edge profile.

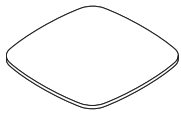
| Specification Information | | | | | |
|---------------------------|-----|---------------|-----------------|------------------------|--------------|
| Dimensions | | Style Number | U.S. Base Price | Options | |
| D | W | | | (Add \$ to Base Price) | |
| | | | | Wood on Edge | |
| | | | | Wood Group 2 | Wood Group 3 |
| 36" | 36" | CL_S36 | \$1566 | +\$41 | +\$138 |
| 42" | 42" | CL_S42 | \$1884 | +\$47 | +\$161 |
| 48" | 48" | CL_S48 | \$2374 | +\$47 | +\$161 |
| 54" | 54" | CL_S54 | \$3370 | +\$97 | +\$334 |
| 60" | 60" | CL_S60 | \$4482 | +\$97 | +\$334 |
| . | . | . | . | . | . |

Standard Edge Profiles For Tops 36"W-60"W



For Canadian Pricing
Multiply U.S. Price by the Canadian price factor.
▶ See page 1 for details.

Cushion Laminate Conference Table Tops



| Standard Includes | Required to Specify |
|--|---|
| <ul style="list-style-type: none"> ▶ Need help? Product details, page 314 • Table top: laminate price group 1 with solid wood group 1 edge | <ul style="list-style-type: none"> 1 Style number with appropriate edge profile letter indicated in the space provided (For example, CL_C36 becomes CLFC36 for flat edge profile) <ul style="list-style-type: none"> ▶ See edge profiles below. 2 Laminate color number for top 3 Wood finish number for edge profile 4 Options, if selected (see below) <ul style="list-style-type: none"> ▶ See <i>Surface Materials</i>, page 398. |

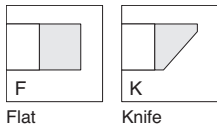
For laminate group 2 and 3 pricing, please refer to the electronic catalog or SmartTools.

| Options | U.S. Price | Required to Specify |
|--|------------------------------|--|
| Surface Materials | | |
| • Wood group 2 on wood edge profile | Prices below | Specify wood color number. |
| • Wood group 3 on wood edge profile | Prices below | Specify wood color number. |
| • Customiz stain on wood edge profile | No cost | Specify <i>with Customiz stain</i> . |
| • High-Pressure Laminate price group 2 | See information at left | ▶ See <i>Surface Materials Reference Manual</i> . Specify High-Pressure Laminate color number. |
| • High-Pressure Laminate price group 3 | See information at left | Specify High-Pressure Laminate color number. |
| • Open Line laminate | +\$102 plus cost of laminate | ▶ See <i>Surface Materials Reference Manual</i> . |

Additional Options ▶ See *Availability of Conference Top Options*, page 344.
 ▶ See *Specifying Conference Top Options*, page 348.

Tip: Your specification is not complete until you add a third letter to the style number to define the table top edge profile.

Standard Edge Profiles For Tops 36"W-60"W



| Specification Information | | | | | |
|---------------------------|-----|---------------|-----------------|------------------------|--------------|
| Dimensions | | Style Number | U.S. Base Price | Options | |
| D | W | | | (Add \$ to Base Price) | |
| | | | | Wood on Edge | |
| | | | | Wood Group 2 | Wood Group 3 |
| 36" | 36" | CL_C36 | \$1881 | +\$41 | +\$138 |
| 42" | 42" | CL_C42 | \$2266 | +\$47 | +\$161 |
| 48" | 48" | CL_C48 | \$2849 | +\$47 | +\$161 |
| 54" | 54" | CL_C54 | \$4045 | +\$97 | +\$334 |
| 60" | 60" | CL_C60 | \$5374 | +\$97 | +\$334 |
| : | : | : | : | : | : |

For Canadian Pricing
 Multiply U.S. Price by the Canadian price factor.
 ▶ See page 1 for details.

Oval Laminate Conference Table Tops



| Standard Includes | Required to Specify |
|--|---|
| <ul style="list-style-type: none"> ▶ Need help? Product details, page 314 • Table top: laminate price group 1 with solid wood group 1 edge | <ol style="list-style-type: none"> 1 Style number with appropriate edge profile letter indicated in the space provided (For example, CL_J3660 becomes CLFJ3660 for flat edge profile) <ul style="list-style-type: none"> ▶ See edge profiles below. 2 Laminate color number for top 3 Wood finish number for edge profile 4 Options, if selected (see below) <ul style="list-style-type: none"> ▶ See <i>Surface Materials</i>, page 398. |

| Options | | Required to Specify |
|--------------------------|--|--|
| Surface Materials | • Wood group 2 on wood edge profile | Prices at right |
| | • Wood group 3 on wood edge profile | Prices at right |
| | • Customiz stain on wood edge profile | No cost |
| | • High-Pressure Laminate price group 2 | See information at left |
| | • High-Pressure Laminate price group 3 | See information at left |
| | • Open Line laminate | +\$102 plus cost of laminate |
| | | Specify wood color number. Specify wood color number. Specify <i>with Customiz stain</i> . ▶ See <i>Surface Materials Reference Manual</i> . Specify High-Pressure Laminate color number. Specify High-Pressure Laminate color number. ▶ See <i>Surface Materials Reference Manual</i> . |

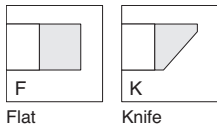
For laminate group 2 and 3 pricing, please refer to the electronic catalog or SmartTools.

Tip: Your specification is not complete until you add a third letter to the style number to define the table top edge profile.

Additional Options

- ▶ See *Availability of Conference Top Options*, page 344.
- ▶ See *Specifying Conference Top Options*, page 348.

Standard Edge Profiles For Tops 60"W-120"W



 **For Canadian Pricing**
 Multiply U.S. Price by the Canadian price factor.
 ▶ See page 1 for details.

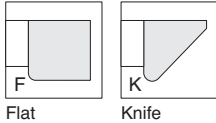
Specification Information

| Dimensions | | Style Number | U.S. Base Price | Options (Add \$ to Base Price) | |
|------------|------|------------------|-----------------|-----------------------------------|--------------|
| D | W | | | Wood Group 2 | Wood Group 3 |
| 36" | 60" | CL_J3660 | \$ 3239 | +\$ 47 | +\$ 161 |
| | 66" | CL_J3666 | \$ 3484 | +\$ 69 | +\$ 240 |
| | 72" | CL_J3672 | \$ 3732 | +\$ 69 | +\$ 240 |
| | 84" | CL_J3684 | \$ 4232 | +\$ 97 | +\$ 334 |
| 42" | 72" | CL_J4272 | \$ 4247 | +\$ 97 | +\$ 334 |
| | 84" | CL_J4284 | \$ 4651 | +\$ 97 | +\$ 334 |
| | 96" | CL_J4296 | \$ 5245 | +\$113 | +\$ 402 |
| | 108" | CL_J42108 | \$ 5861 | +\$113 | +\$ 402 |
| 48" | 84" | CL_J4884 | \$ 5108 | +\$113 | +\$ 402 |
| | 96" | CL_J4896 | \$ 5415 | +\$113 | +\$ 402 |
| | 108" | CL_J48108 | \$ 6614 | +\$146 | +\$ 518 |
| | 120" | CL_J48120 | \$ 8100 | +\$146 | +\$ 518 |
| 54" | 108" | CL_J54108 | \$ 7589 | +\$169 | +\$ 598 |
| | 120" | CL_J54120 | \$ 8809 | +\$169 | +\$ 598 |
| | 144" | CL_J54144 | \$10,462 | +\$204 | +\$ 716 |
| 60" | 120" | CL_J60120 | \$ 9417 | +\$183 | +\$ 642 |
| | 144" | CL_J60144 | \$12,658 | +\$226 | +\$ 783 |
| | 168" | CL_J60168 | \$16,579 | +\$237 | +\$ 826 |
| 66" | 144" | CL_J66144 | \$14,038 | +\$237 | +\$ 826 |
| | 168" | CL_J66168 | \$17,286 | +\$265 | +\$ 942 |
| | 192" | CL_J66192 | \$18,857 | +\$306 | +\$1070 |
| 72" | 168" | CL_J72168 | \$20,174 | +\$306 | +\$1070 |
| | 192" | CL_J72192 | \$22,239 | +\$337 | +\$1185 |
| | 216" | CL_J72216 | \$24,130 | +\$372 | +\$1298 |



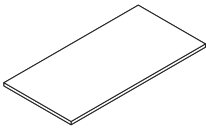
Tip: Your specification is not complete until you add a third letter to the style number to define the table top edge profile.

Large Edge Profiles For Tops 144"W and Wider



For Canadian Pricing
Multiply U.S. Price by the Canadian price factor.
▶ See page 1 for details.

Rectangular Laminate Conference Table Tops



| Standard Includes | Required to Specify |
|--|--|
| <ul style="list-style-type: none"> ▶ Need help? Product details, page 314 • Table top: laminate price group 1 with solid wood group 1 edge | <ol style="list-style-type: none"> 1 Style number with appropriate edge profile letter indicated in the space provided (For example, CL_T3660 becomes CLFT3660 for flat edge profile) <ul style="list-style-type: none"> ▶ See edge profiles at right. 2 Laminate color number for top 3 Wood finish number for edge profile 4 Options, if selected (see below) <ul style="list-style-type: none"> ▶ See <i>Surface Materials</i>, page 398. |

| Options | Required to Specify |
|---|---|
| <p>Surface Materials</p> <ul style="list-style-type: none"> • Wood group 2 on wood edge profile • Wood group 3 on wood edge profile • Customiz stain on wood edge profile • High-Pressure Laminate price group 2 • High-Pressure Laminate price group 3 • Open Line laminate | <p>Prices at right</p> <p>Prices at right</p> <p>No cost</p> <p>See information at left</p> <p>See information at left</p> <p>+\$102 plus cost of laminate</p> <p>Specify wood color number.</p> <p>Specify wood color number.</p> <p>Specify <i>with Customiz stain</i>.</p> <ul style="list-style-type: none"> ▶ See <i>Surface Materials Reference Manual</i>. Specify High-Pressure Laminate color number. Specify High-Pressure Laminate color number. ▶ See <i>Surface Materials Reference Manual</i>. |

For laminate group 2 and 3 pricing, please refer to the electronic catalog or SmartTools.

Additional Options

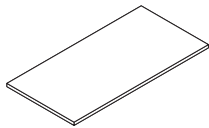
- ▶ See *Availability of Conference Top Options*, page 344.
- ▶ See *Specifying Conference Top Options*, page 348.



For Canadian Pricing
 Multiply U.S. Price by the Canadian price factor.
 ▶ See page 1 for details.

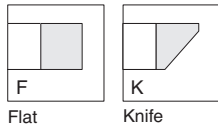
Specification Information

| Dimensions | | Style Number | U.S. Base Price | Options (Add \$ to Base Price) | |
|------------|------|------------------|-----------------|-----------------------------------|-------------------------|
| D | W | | | Wood on Edge Group 2 | Wood on Edge Group 3 |
| 36" | 60" | CL_T3660 | \$ 2797 | +\$ 47 | +\$ 161 |
| | 66" | CL_T3666 | \$ 3009 | +\$ 69 | +\$ 240 |
| | 72" | CL_T3672 | \$ 3221 | +\$ 69 | +\$ 240 |
| | 84" | CL_T3684 | \$ 3654 | +\$ 97 | +\$ 334 |
| 42" | 72" | CL_T4272 | \$ 3665 | +\$ 97 | +\$ 334 |
| | 84" | CL_T4284 | \$ 4017 | +\$ 97 | +\$ 334 |
| | 96" | CL_T4296 | \$ 4531 | +\$113 | +\$ 402 |
| | 108" | CL_T42108 | \$ 5064 | +\$113 | +\$ 402 |
| 48" | 84" | CL_T4884 | \$ 4417 | +\$113 | +\$ 402 |
| | 96" | CL_T4896 | \$ 4674 | +\$113 | +\$ 402 |
| | 108" | CL_T48108 | \$ 5713 | +\$146 | +\$ 518 |
| | 120" | CL_T48120 | \$ 6997 | +\$146 | +\$ 518 |
| | 144" | CL_T48144 | \$ 7715 | +\$183 | +\$ 642 |
| | 168" | CL_T48168 | \$ 10,943 | +\$237 | +\$ 826 |
| 54" | 108" | CL_T54108 | \$ 6552 | +\$169 | +\$ 598 |
| | 120" | CL_T54120 | \$ 7607 | +\$169 | +\$ 598 |
| | 144" | CL_T54144 | \$ 9035 | +\$204 | +\$ 716 |
| | 168" | CL_T54168 | \$ 10,943 | +\$237 | +\$ 826 |
| 60" | 120" | CL_T60120 | \$ 8132 | +\$183 | +\$ 642 |
| | 144" | CL_T60144 | \$ 10,933 | +\$226 | +\$ 783 |
| | 168" | CL_T60168 | \$ 14,322 | +\$237 | +\$ 826 |
| | 192" | CL_T60192 | \$ 14,777 | +\$265 | +\$ 942 |
| | 216" | CL_T60216 | \$ 15,240 | +\$306 | +\$1070 |
| | 240" | CL_T60240 | \$ 15,703 | +\$349 | +\$1204 |
| 66" | 144" | CL_T66144 | \$ 12,765 | +\$237 | +\$ 826 |
| | 168" | CL_T66168 | \$ 15,712 | +\$265 | +\$ 942 |
| | 192" | CL_T66192 | \$ 17,138 | +\$306 | +\$1070 |
| | 216" | CL_T66216 | \$ 19,854 | +\$337 | +\$1185 |
| 72" | 168" | CL_T72168 | \$ 18,341 | +\$306 | +\$1070 |
| | 192" | CL_T72192 | \$ 20,215 | +\$337 | +\$1185 |
| | 216" | CL_T72216 | \$ 21,938 | +\$372 | +\$1298 |

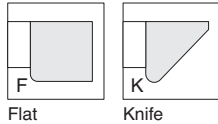


Tip: Your specification is not complete until you add a third letter to the style number to define the table top edge profile.

Standard Edge Profiles For Tops 60"W-120"W

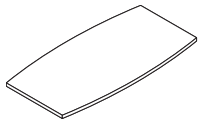


Large Edge Profiles For Tops 144"W and Wider



 **For Canadian Pricing**
Multiply U.S. Price by the Canadian price factor.
▶ See page 1 for details.

Boat-Shape Laminate Conference Table Tops



| Standard Includes | Required to Specify |
|--|--|
| <ul style="list-style-type: none"> ▶ Need help? Product details, page 314 • Table top: laminate price group 1 with solid wood group 1 edge | <ul style="list-style-type: none"> 1 Style number with appropriate edge profile letter indicated in the space provided (For example, CL_B3660 becomes CLFB3660 for flat edge profile) <ul style="list-style-type: none"> ▶ See edge profiles at right. 2 Laminate color number for top 3 Wood finish number for edge profile 4 Options, if selected (see below) <ul style="list-style-type: none"> ▶ See <i>Surface Materials</i>, page 398. |

For laminate group 2 and 3 pricing, please refer to the electronic catalog or SmartTools.

| Surface Materials | Options | | Required to Specify |
|-------------------|---|---|---|
| | <ul style="list-style-type: none"> • Wood group 2 on wood edge profile • Wood group 3 on wood edge profile • Customiz stain on wood edge profile • High-Pressure Laminate price group 2 • High-Pressure Laminate price group 3 • Open Line laminate | <ul style="list-style-type: none"> Prices at right Prices at right No cost See information at left See information at left +\$102 plus cost of laminate | <ul style="list-style-type: none"> Specify wood color number. Specify wood color number. Specify <i>with Customiz stain</i>. <ul style="list-style-type: none"> ▶ See <i>Surface Materials Reference Manual</i>. Specify High-Pressure Laminate color number. Specify High-Pressure Laminate color number. ▶ See <i>Surface Materials Reference Manual</i>. |

Additional Options

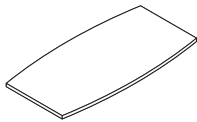
- ▶ See *Availability of Conference Top Options*, page 344.
- ▶ See *Specifying Conference Top Options*, page 348.



For Canadian Pricing
 Multiply U.S. Price by the Canadian price factor.
 ▶ See page 1 for details.

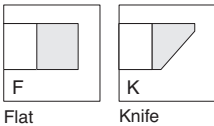
Specification Information

| Dimensions D W | Style Number | U.S. Base Price | Options (Add \$ to Base Price) | | |
|-------------------|-----------------|-----------------------|-----------------------------------|-----------------|---------|
| | | | Wood Group 2 | Wood Group 3 | |
| 30"/36" | 60" | CL_B3660 | \$ 3239 | +\$ 47 | +\$ 161 |
| | 66" | CL_B3666 | \$ 3484 | +\$ 69 | +\$ 240 |
| | 72" | CL_B3672 | \$ 3732 | +\$ 69 | +\$ 240 |
| | 84" | CL_B3684 | \$ 4232 | +\$ 97 | +\$ 334 |
| 36"/42" | 72" | CL_B4272 | \$ 4247 | +\$ 97 | +\$ 334 |
| | 84" | CL_B4284 | \$ 4651 | +\$ 97 | +\$ 334 |
| | 96" | CL_B4296 | \$ 5245 | +\$113 | +\$ 402 |
| | 108" | CL_B42108 | \$ 5861 | +\$113 | +\$ 402 |
| 41"/48" | 84" | CL_B4884 | \$ 5108 | +\$113 | +\$ 402 |
| | 96" | CL_B4896 | \$ 5418 | +\$113 | +\$ 402 |
| | 108" | CL_B48108 | \$ 6614 | +\$146 | +\$ 518 |
| | 120" | CL_B48120 | \$ 8100 | +\$146 | +\$ 518 |
| | 144" | CL_B48144 | \$ 8933 | +\$183 | +\$ 642 |
| 46"/54" | 108" | CL_B54108 | \$ 7589 | +\$169 | +\$ 598 |
| | 120" | CL_B54120 | \$ 8809 | +\$169 | +\$ 598 |
| | 144" | CL_B54144 | \$10,461 | +\$204 | +\$ 716 |
| | 168" | CL_B54168 | \$12,672 | +\$237 | +\$ 826 |
| 51"/60" | 120" | CL_B60120 | \$ 9417 | +\$183 | +\$ 642 |
| | 144" | CL_B60144 | \$12,656 | +\$226 | +\$ 783 |
| | 168" | CL_B60168 | \$16,579 | +\$237 | +\$ 826 |
| | 192" | CL_B60192 | \$17,111 | +\$265 | +\$ 942 |
| | 216" | CL_B60216 | \$17,647 | +\$306 | +\$1070 |
| 56"/66" | 144" | CL_B66144 | \$14,038 | +\$237 | +\$ 826 |
| | 168" | CL_B66168 | \$17,286 | +\$265 | +\$ 942 |
| | 192" | CL_B66192 | \$18,857 | +\$306 | +\$1070 |
| | 216" | CL_B66216 | \$21,837 | +\$337 | +\$1185 |
| 61"/72" | 168" | CL_B72168 | \$20,174 | +\$306 | +\$1070 |
| | 192" | CL_B72192 | \$22,239 | +\$337 | +\$1185 |
| | 216" | CL_B72216 | \$24,130 | +\$372 | +\$1298 |

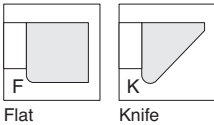


Tip: Your specification is not complete until you add a third letter to the style number to define the table top edge profile.

Standard Edge Profiles For Tops 60"W-120"W



Large Edge Profiles For Tops 144"W and Wider



 **For Canadian Pricing**
Multiply U.S. Price by the Canadian price factor.
▶ See page 1 for details.

Racetrack Laminate Conference Table Tops



| Standard Includes | Required to Specify |
|--|--|
| <ul style="list-style-type: none"> ▶ Need help? Product details, page 314 • Table top: laminate price group 1 with solid wood group 1 edge | <ol style="list-style-type: none"> 1 Style number with appropriate edge profile letter indicated in the space provided (For example, CL_K3660 becomes CLFK3660 for flat edge profile) ▶ See edge profiles at right. 2 Laminate color number for top 3 Wood finish number for edge profile 4 Options, if selected (see below) ▶ See <i>Surface Materials</i>, page 398. |

| Options | Required to Specify |
|--|--|
| Surface Materials <ul style="list-style-type: none"> • Wood group 2 on wood edge profile • Wood group 3 on wood edge profile • Customiz stain on wood edge profile • High-Pressure Laminate price group 2 • High-Pressure Laminate price group 3 • Open Line laminate | <p>Prices at right</p> <p>Prices at right</p> <p>No cost</p> <p>See information at left</p> <p>See information at left</p> <p>+\$102 plus cost of laminate</p> <p>Specify wood color number.</p> <p>Specify wood color number.</p> <p>Specify <i>with Customiz stain</i>.</p> ▶ See <i>Surface Materials Reference Manual</i>. Specify High-Pressure Laminate color number. Specify High-Pressure Laminate color number. ▶ See <i>Surface Materials Reference Manual</i>. |

For laminate group 2 and 3 pricing, please refer to the electronic catalog or SmartTools.

Additional Options

- ▶ See *Availability of Conference Top Options*, page 344.
- ▶ See *Specifying Conference Top Options*, page 348.



For Canadian Pricing
 Multiply U.S. Price by the Canadian price factor.
 ▶ See page 1 for details.

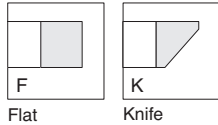
Specification Information

| Dimensions | | Style Number | U.S. Base Price | Options (Add \$ to Base Price) | |
|------------|------|------------------|-----------------|-----------------------------------|--------------|
| D | W | | | Wood Group 2 | Wood Group 3 |
| 36" | 60" | CL_K3660 | \$ 3091 | +\$ 47 | +\$ 161 |
| | 66" | CL_K3666 | \$ 3325 | +\$ 69 | +\$ 240 |
| | 72" | CL_K3672 | \$ 3564 | +\$ 69 | +\$ 240 |
| 42" | 84" | CL_K3684 | \$ 4042 | +\$ 97 | +\$ 334 |
| | 72" | CL_K4272 | \$ 4059 | +\$ 97 | +\$ 334 |
| | 84" | CL_K4284 | \$ 4437 | +\$ 97 | +\$ 334 |
| 48" | 96" | CL_K4296 | \$ 5009 | +\$113 | +\$ 402 |
| | 108" | CL_K42108 | \$ 5590 | +\$113 | +\$ 402 |
| | 84" | CL_K4884 | \$ 4879 | +\$113 | +\$ 402 |
| 54" | 96" | CL_K4896 | \$ 5171 | +\$113 | +\$ 402 |
| | 108" | CL_K48108 | \$ 6312 | +\$146 | +\$ 518 |
| | 120" | CL_K48120 | \$ 7734 | +\$146 | +\$ 518 |
| 60" | 144" | CL_K48144 | \$ 8526 | +\$183 | +\$ 642 |
| | 108" | CL_K54108 | \$ 7243 | +\$169 | +\$ 598 |
| | 120" | CL_K54120 | \$ 8409 | +\$169 | +\$ 598 |
| 66" | 144" | CL_K54144 | \$ 9981 | +\$204 | +\$ 716 |
| | 168" | CL_K54168 | \$12,098 | +\$237 | +\$ 826 |
| | 120" | CL_K60120 | \$ 8983 | +\$183 | +\$ 642 |
| 72" | 144" | CL_K60144 | \$12,080 | +\$226 | +\$ 783 |
| | 168" | CL_K60168 | \$15,825 | +\$237 | +\$ 826 |
| | 192" | CL_K60192 | \$16,330 | +\$265 | +\$ 942 |
| 78" | 216" | CL_K60216 | \$16,845 | +\$306 | +\$1070 |
| | 144" | CL_K66144 | \$13,399 | +\$237 | +\$ 826 |
| | 168" | CL_K66168 | \$16,495 | +\$265 | +\$ 942 |
| 84" | 192" | CL_K66192 | \$17,996 | +\$306 | +\$1070 |
| | 216" | CL_K66216 | \$20,843 | +\$337 | +\$1185 |
| | 168" | CL_K72168 | \$19,264 | +\$306 | +\$1070 |
| 90" | 192" | CL_K72192 | \$21,226 | +\$337 | +\$1185 |
| | 216" | CL_K72216 | \$23,031 | +\$372 | +\$1298 |

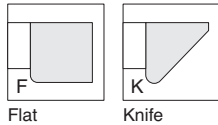


Tip: Your specification is not complete until you add a third letter to the style number to define the table top edge profile.

Standard Edge Profiles For Tops 60"W-120"W



Large Edge Profiles For Tops 144"W and Wider



For Canadian Pricing
Multiply U.S. Price by the Canadian price factor.
▶ See page 1 for details.

Bases for Conference Tables

Metal Flex Bases

| Standard Includes | Required to Specify |
|--|--|
| <ul style="list-style-type: none"> ▶ Need help? Product details, page 314 • Metal flex base: paint or metal • Attachment hardware | <ol style="list-style-type: none"> 1 Style number 2 Paint or metal color number for base: 0835 Black 4799 Platinum 3 Options, if selected (see below) ▶ See <i>Surface Materials</i>, page 398. |

Tip: Power units and round ports cannot be used on tops supported by T- or X-flex bases.

Tip: Oval ports and power channels cannot be used on 54"D x 120"W oval tops supported by flex bases.

| Options | U.S. Price | Required to Specify |
|--|------------|-------------------------------------|
| Surface Materials T-flex base <ul style="list-style-type: none"> • Brushed Aluminum | +\$254 | Specify with 8042 Brushed Aluminum. |
| X-flex base <ul style="list-style-type: none"> • Brushed Aluminum | +\$254 | Specify with 8042 Brushed Aluminum. |

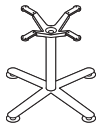
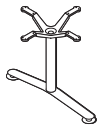
| Specification Information | | | | |
|---------------------------|---|---|--------|------------|
| Dimensions | | | Style | U.S. |
| D | W | H | Number | Base Price |
| | | | | |

T-Flex Base

| | | | | |
|-----|-----|------|-----------------|--------|
| 24" | 24" | 27½" | CFLEXT24 | \$1239 |
| 30" | 30" | 27½" | CFLEXT30 | \$1446 |

X-Flex Base

| | | | | |
|-----|-----|------|-----------------|--------|
| 24" | 24" | 27½" | CFLEXX24 | \$1880 |
| 30" | 30" | 27½" | CFLEXX30 | \$2063 |



For Canadian Pricing

Multiply U.S. Price by the Canadian price factor.

▶ See page 1 for details.

U- and X-Panel Bases

Tip: Power channels cannot be used on tops supported by X-panel bases.

Tip: Oval ports cannot be used on 54"D x 144"W oval tops supported by X-panel bases.

| | Standard Includes | Required to Specify |
|--|--|--|
| ▶ Need help? Product details, page 314 | <ul style="list-style-type: none"> U- or X-panel base: wood group 1 Wire management cavity Cylinder feet: paint or metal Attachment hardware | <ol style="list-style-type: none"> Style number Wood color number for base Paint or metal color number for feet: <ul style="list-style-type: none"> 0835 Black 4799 Platinum 8042 Brushed Aluminum Options, if selected (see below) <p>▶ See <i>Surface Materials</i>, page 398.</p> |

| | Options | U.S. Price | Required to Specify |
|--------------------------|--|---|---|
| Surface Materials | <ul style="list-style-type: none"> Wood group 2 Wood group 3 Customiz stain on wood | Prices below Prices below No cost | Specify wood color number. Specify wood color number. Specify <i>with Customiz stain</i> . ▶ See <i>Surface Materials Reference Manual</i> . |
| Foot Details | <ul style="list-style-type: none"> Square feet | No cost | Specify <i>with square feet</i> and select 0835 Black, 4799 Platinum, or 8042 Brushed Aluminum. |

| Specification Information | | | | | | |
|---------------------------|---|---|--------------|-----------------|------------------------|-------------------|
| Dimensions | | | Style Number | U.S. Base Price | Options | |
| D | W | H | | | (Add \$ to Base Price) | Wood |
| : | : | : | : | : | : | Wood : Wood |
| : | : | : | : | : | : | Group 2 : Group 3 |



| U-Panel | | | | | | |
|---------|-----|------|-----------------|-----------------|---------|--------|
| D | W | H | Style Number | U.S. Base Price | Options | |
| 4" | 24" | 27½" | CWUPC424 | \$1751 | +\$102 | +\$358 |
| 6" | 30" | 27½" | CWUPC630 | \$2189 | +\$141 | +\$493 |
| 6" | 36" | 27½" | CWUPC636 | \$2409 | +\$169 | +\$598 |
| : | : | : | : | : | : | : |



| X-Panel | | | | | | |
|---------|-----|------|-----------------|-----------------|---------|--------|
| D | W | H | Style Number | U.S. Base Price | Options | |
| 24" | 24" | 27½" | CWXPC424 | \$2294 | +\$102 | +\$358 |
| 30" | 30" | 27½" | CWXPC630 | \$2712 | +\$141 | +\$493 |
| 36" | 36" | 27½" | CWXPC636 | \$2918 | +\$169 | +\$598 |
| : | : | : | : | : | : | : |

 **For Canadian Pricing**
 Multiply U.S. Price by the Canadian price factor.
 ▶ See page 1 for details.

Rectangular Bases with Feet



| Standard Includes | | Required to Specify |
|--|---|--|
| <ul style="list-style-type: none"> ▶ Need help? Product details, page 314 | <ul style="list-style-type: none"> Rectangular base: wood group 1 Removable panel for access to wire cavity Cylinder feet: paint or metal Attachment hardware | <ol style="list-style-type: none"> Style number Wood color number for base Paint or metal color number for feet: <ul style="list-style-type: none"> 0835 Black 4799 Platinum 8042 Brushed Aluminum Options, if selected (see below) <ul style="list-style-type: none"> ▶ See <i>Surface Materials</i>, page 398. |

| Options | U.S. Price | Required to Specify |
|---|---|---|
| Surface Materials <ul style="list-style-type: none"> Wood group 2 Wood group 3 Customiz stain on wood | Prices below Prices below No cost | Specify wood color number. Specify wood color number. Specify <i>with Customiz stain</i> . ▶ See <i>Surface Materials Reference Manual</i> . |
| Foot Detail <ul style="list-style-type: none"> Square feet | No cost | Specify <i>with square feet</i> and select 0835 Black, 4799 Platinum, or 8042 Brushed Aluminum. |

| Specification Information | | | | | | |
|---------------------------|----|------|-----------------|-----------------|------------------------|--------|
| Dimensions | | | Style Number | U.S. Base Price | Options | |
| D | W | H | | | (Add \$ to Base Price) | Wood |
| 24" | 4" | 27½" | CWREF424 | \$1664 | +\$102 | +\$358 |
| 30" | 6" | 27½" | CWREF630 | \$1988 | +\$141 | +\$493 |
| 36" | 6" | 27½" | CWREF636 | \$2241 | +\$169 | +\$598 |
| : | : | : | : | : | : | : |

 **For Canadian Pricing**
 Multiply U.S. Price by the Canadian price factor.
 ▶ See page 1 for details.

Freestanding Table Bases



| Standard Includes | Required to Specify |
|---|--|
| <ul style="list-style-type: none"> ▶ Need help? Product details, page 314 • Table base: 4799 Platinum Metallic or 7207 Black • Attachment hardware: black paint only | <ul style="list-style-type: none"> 1 Style number 2 Color number: 4799 Platinum Metallic, 7207 Black |

| Specification Information | | | | | |
|---------------------------|---|---|--------|----------|-------|
| Dimensions | | | Style | Quantity | U.S. |
| D | W | H | Number | | Price |

Tip: Freestanding table base does not have cable routing capabilities.

Tip: No technology solution can be accommodated directly above the table base.

Freestanding Table Base

| | | | | | |
|-----|-----|------|---------------|---|--------|
| 28" | 28" | 27½" | AWQT28 | 1 | \$1259 |
|-----|-----|------|---------------|---|--------|



For Canadian Pricing
 Multiply U.S. Price by the Canadian price factor.
 ▶ See page 1 for details.

Power and Communication Accessories

Technology Covers

Tip: Order finishes 2970 Cameo White and 2971 Nocturne Black if technology covers are used with products ordered before 10/18/2021 to ensure fit and finish match the previously ordered product.



Tip: Technology covers are included with power units and power channels. Specify additional covers only if you need a different style or replacements.

▶ See *Power Channels* and *Power Units*, pages 348–349.

| Standard Includes | | Required to Specify |
|--|--|--|
| ▶ Need help? Product details, page 315 | <ul style="list-style-type: none"> Technology covers: solid surface | 1 Style number 2 Solid surface color number: 2868 Cameo White Low Gloss 2869 Nocturne Black Low Gloss |

| Specification Information | | | | |
|---------------------------|---|---|--------|-------|
| Dimensions | | | Style | U.S. |
| D | W | H | Number | Price |

Wire Access Grommet Cover

| | | | | |
|--------|----|------|--------------|-------|
| 4 1/2" | 6" | 1/4" | DAC84 | \$134 |
|--------|----|------|--------------|-------|

Square Cover

| | | | | |
|--------|----|------|--------------|-------|
| 4 1/2" | 6" | 1/4" | DAX84 | \$134 |
|--------|----|------|--------------|-------|

Flip Up Power Unit



Tip: For field installation, a 5" wide by 3 3/4" depth cut out is required. Also at least a 2 1/2" clearance from the bottom of the flange (including the thickness of the worksurface) is required to allow the routing of the wire and to avoid an interference with drawers.

| Standard Includes | | Required to Specify |
|--|---|---|
| ▶ Need help? Product details, page 315 | <ul style="list-style-type: none"> Power unit: 0835 Black paint or 4799 Platinum paint Two outlets: black plastic Attachment hardware 6' power cord with grounded plug: black plastic | 1 Style number 2 Paint color number for power unit |

| Specification Information | | | | |
|---------------------------|---|---|--------|-------|
| Dimensions | | | Style | U.S. |
| D | W | H | Number | Price |

Flip Up Power Unit

| | | | | |
|--------|--------|----|--------------|-------|
| 4 1/4" | 5 1/2" | 2" | AWVFP | \$422 |
|--------|--------|----|--------------|-------|



For Canadian Pricing
 Multiply U.S. Price by the Canadian price factor.
 ▶ See page 1 for details.

Power Boxes and Power/Communication Boxes

Tip: Power boxes can provide power/data access in lecterns and media carts.

| Standard Includes | Required to Specify |
|--|--|
| <ul style="list-style-type: none"> ▶ Need help? Product details, page 315 • Power box • Power/communication box with adapters for two customer-supplied data couplers/jacks • 6' power cord with three-prong plug or 6' flexible metal conduit | <ul style="list-style-type: none"> Style number |

Specification Information

| • Dimensions | | | • Style | • U.S. |
|--------------|---|---|---------|--------|
| D | W | H | Number | Price |
| | | | | |

Power Boxes

| | | | | |
|----|----|----|------------|-------|
| 3" | 3" | 1" | SPP | \$374 |
|----|----|----|------------|-------|

Hardwired Power Boxes

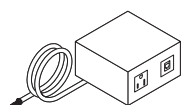
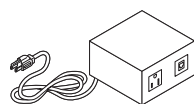
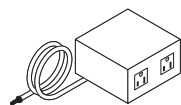
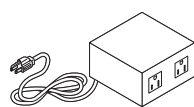
| | | | | |
|----|----|----|-------------|-------|
| 3" | 3" | 1" | SPPH | \$775 |
|----|----|----|-------------|-------|

Power/Communication Boxes

| | | | | |
|----|----|----|------------|-------|
| 3" | 3" | 1" | SPC | \$376 |
|----|----|----|------------|-------|

Hardwired Power/Communication Boxes

| | | | | |
|----|----|----|-------------|-------|
| 3" | 3" | 1" | SPCH | \$571 |
|----|----|----|-------------|-------|



Tip: Jacks can be purchased by calling any of the manufacturers listed below:

- AMP Corporation 1.800.522.6752
- Leviton 1.800.722.2082
- Lucent 1.800.344.0223
- Krone 1.800.775.5766
- Panduit 1.800.777.3300

2 1/2" Round Grommet



| Standard Includes | Required to Specify |
|--|--|
| <ul style="list-style-type: none"> • Grommet: paint or metal • Installation instructions | <ul style="list-style-type: none"> 1 Style number 2 Paint or metal color number ▶ See <i>Surface Materials</i>, page 398. |

Specification Information

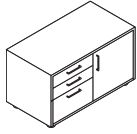
| • Dimensions | | | • Style | • U.S. |
|--------------|---|---|---------|--------|
| D | W | H | Number | Price |
| | | | | |

| | | | | |
|--------|--------|--|--------------|-------|
| 2 1/2" | 2 1/2" | | AWAG2 | \$100 |
|--------|--------|--|--------------|-------|



For Canadian Pricing
 Multiply U.S. Price by the Canadian price factor.
 ▶ See page 1 for details.

Contemporary-Style Storage Credenzas



| Standard Includes | | Required to Specify |
|--|--|--|
| <ul style="list-style-type: none"> ▶ Need help? Product details, page 318 | <ul style="list-style-type: none"> • Credenza: wood group 1 • Finished back panel: wood to match credenza • Pulls: paint or metal • Locks, keyed random: 9250 Ember Chrome • One adjustable shelf behind each door • One hanging file folder frame per file drawer: black plastic • Cylinder feet: paint or metal | <ol style="list-style-type: none"> 1 Style number 2 Wood veneer color number for credenza 3 Pulls and paint or metal color number (see below) 4 Paint or metal color number for feet 5 Options, if selected (see below) <ul style="list-style-type: none"> ▶ See <i>Surface Materials</i>, page 398. |

| | Options | U.S. Price | Required to Specify |
|--------------------------|---|---|--|
| Surface Materials | <ul style="list-style-type: none"> • Wood group 2 • Wood group 3 • Customiz stain on wood | <ul style="list-style-type: none"> +\$ 475 +\$1655 No cost | Specify wood color number. Specify wood color number. Specify with <i>Customiz stain</i> . ▶ See <i>Surface Materials Reference Manual</i> . |
| Pulls | <ul style="list-style-type: none"> • Tab pull • Jazz pull • Nile pull | <ul style="list-style-type: none"> No cost +\$ 17 each +\$ 17 each | Specify with <i>tab pull</i> and select 0835 Black, 4799 Platinum, 9201 Polished Chrome, or 9211 Nickel. Specify with <i>jazz pull</i> and select 0835 Black, 4799 Platinum, 9201 Polished Chrome, or 9211 Nickel. Specify with <i>nile pull</i> and select 0835 Black, 4799 Platinum, 9201 Polished Chrome, or 9211 Nickel. |
| Foot Detail | <ul style="list-style-type: none"> • Square feet | No cost | Specify with <i>square feet</i> and select 0835 Black, 4799 Platinum, or 8042 Brushed Aluminum. |
| Lock and Keying | <p>Lock</p> <ul style="list-style-type: none"> • Polished chrome <p>Keying</p> <ul style="list-style-type: none"> • Factory- and field-installed keying | No cost | Specify with <i>9201 Polished Chrome lock</i> . ▶ Page 534 |
| Translucent Doors | <p>Doors</p> <ul style="list-style-type: none"> • Non-locking translucent glass doors | +\$ 393 per door | Add suffix G to style number. |
| Grommets | <ul style="list-style-type: none"> • Two 2½"-round worksurface grommets | +\$ 234 | Left/right: Specify with <i>CGRLR</i> and select 0835 Black, 4799 Platinum Metallic, 9201 Polished Chrome, or 9211 Nickel. |

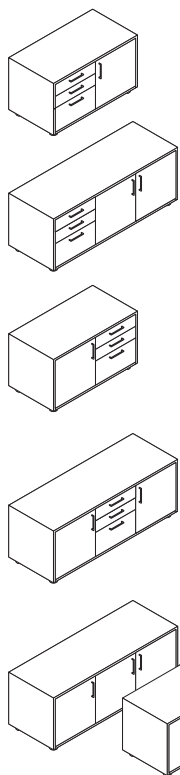
Tip: Specify 4799 Platinum finish on pulls to match translucent door frame.



For Canadian Pricing
 Multiply U.S. Price by the Canadian price factor.
 ▶ See page 1 for details.

Specification Information

| Dimensions | | | Style Number | U.S. Base Price |
|------------|---|---|--------------|-----------------|
| D | W | H | | |



Credenza with Left-Hand Drawers and Right-Hand Door

| | | | | |
|-----|-----|-----|-----------------|--------|
| 24" | 45" | 26" | CWDL4526 | \$5043 |
|-----|-----|-----|-----------------|--------|

Credenza with Left-Hand Drawers and Right-Hand Double Doors

| | | | | |
|-----|-----|-----|-----------------|--------|
| 24" | 67" | 26" | CWDL6726 | \$7143 |
|-----|-----|-----|-----------------|--------|

Credenza with Right-Hand Drawers and Left-Hand Door

| | | | | |
|-----|-----|-----|-----------------|--------|
| 24" | 45" | 26" | CWDR4526 | \$5043 |
|-----|-----|-----|-----------------|--------|

Credenza with Center Drawers and Right- and Left-Hand Doors

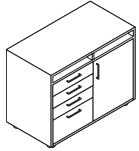
| | | | | |
|-----|-----|-----|------------------|--------|
| 24" | 67" | 26" | CWCDC6726 | \$7143 |
|-----|-----|-----|------------------|--------|

Credenzas with All Doors

| | | | | |
|-----|-----|-----|------------------|--------|
| 24" | 45" | 26" | CWDDC4526 | \$4801 |
| 24" | 67" | 26" | CWTDC6726 | \$6798 |

 **For Canadian Pricing**
Multiply U.S. Price by the
Canadian price factor.
▶ See page 1 for details.

Contemporary-Style Buffet-Height Credenzas



| | Standard Includes | Required to Specify |
|--|--|---|
| ▶ Need help? Product details, page 318 | <ul style="list-style-type: none"> • Buffet-height credenza: wood group 1 • Finished back panel: wood to match credenza • Pulls: paint or metal • Locks, keyed random: 9250 Ember Chrome • Two adjustable shelves behind each door • One hanging file folder frame per file drawer: black plastic • Cylinder feet: paint or metal | <ol style="list-style-type: none"> 1 Style number 2 Wood veneer color number for credenza 3 Pulls and paint or metal color number (see below) 4 Paint or metal color number for feet 5 Options, if selected (see below) <p>▶ See <i>Surface Materials</i>, page 398.</p> |

| | Options | U.S. Price | Required to Specify |
|--------------------------|---|--|---|
| Surface Materials | <ul style="list-style-type: none"> • Wood group 2 • Wood group 3 • Customiz stain on wood | <p>+\$ 475</p> <p>+\$1655</p> <p>No cost</p> | <p>Specify wood color number.</p> <p>Specify wood color number.</p> <p>Specify with <i>Customiz stain</i>.</p> <p>▶ See <i>Surface Materials Reference Manual</i>.</p> |
| Pulls | <ul style="list-style-type: none"> • Tab pull • Jazz pull • Nile pull | <p>No cost</p> <p>+\$ 17 each</p> <p>+\$ 17 each</p> | <p>Specify with <i>tab pull</i> and select 0835 Black, 4799 Platinum, 9201 Polished Chrome, or 9211 Nickel.</p> <p>Specify with <i>jazz pull</i> and select 0835 Black, 4799 Platinum, 9201 Polished Chrome, or 9211 Nickel.</p> <p>Specify with <i>nile pull</i> and select 0835 Black, 4799 Platinum, 9201 Polished Chrome, or 9211 Nickel.</p> |
| Foot Detail | <ul style="list-style-type: none"> • Square feet | No cost | Specify with <i>square feet</i> and select 0835 Black, 4799 Platinum, or 8042 Brushed Aluminum. |
| Lock and Keying | <p>Lock</p> <ul style="list-style-type: none"> • Polished chrome <p>Keying</p> <ul style="list-style-type: none"> • Factory- and field-installed keying | No cost | Specify with <i>9201 Polished Chrome lock</i> . |
| Translucent Doors | <p>Doors</p> <ul style="list-style-type: none"> • Non-locking translucent glass doors | +\$ 507 per door | Add suffix G to style number. |
| Grommets | <ul style="list-style-type: none"> • Two 2½"-round worksurface grommets | +\$ 234 | Left/right: Specify with <i>CGRLR</i> and select 0835 Black, 4799 Platinum Metallic, 9201 Polished Chrome, or 9211 Nickel. |

Tip: Specify 4799 Platinum finish on pulls to match translucent door frame.



For Canadian Pricing
 Multiply U.S. Price by the Canadian price factor.
 ▶ See page 1 for details.

Specification Information

| Dimensions | | | Style | U.S. |
|------------|---|---|--------|------------|
| D | W | H | Number | Base Price |

Buffet-Height Credenza with Left-Hand Drawers and Right-Hand Door

| | | | | |
|-----|-----|-----|------------------|--------|
| 24" | 45" | 36" | CWDLC4536 | \$5794 |
|-----|-----|-----|------------------|--------|

Buffet-Height Credenza with Left-Hand Drawers and Right-Hand Double Doors

| | | | | |
|-----|-----|-----|------------------|--------|
| 24" | 67" | 36" | CWDLC6736 | \$8211 |
|-----|-----|-----|------------------|--------|

Buffet-Height Credenza with Right-Hand Drawers and Left-Hand Door

| | | | | |
|-----|-----|-----|------------------|--------|
| 24" | 45" | 36" | CWDRC4536 | \$5794 |
|-----|-----|-----|------------------|--------|

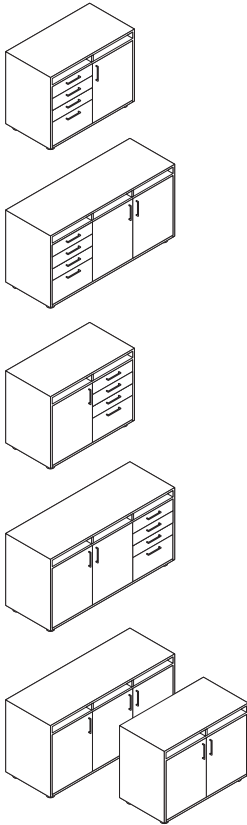
Buffet-Height Credenza with Right-Hand Drawers and Left-Hand Double Doors

| | | | | |
|-----|-----|-----|------------------|--------|
| 24" | 67" | 36" | CWDRC6736 | \$8211 |
|-----|-----|-----|------------------|--------|

Buffet-Height Credenzas with All Doors

| | | | | |
|-----|-----|-----|------------------|--------|
| 24" | 45" | 36" | CWDDC4536 | \$5524 |
|-----|-----|-----|------------------|--------|

| | | | | |
|-----|-----|-----|------------------|--------|
| 24" | 67" | 36" | CWTDC6736 | \$7825 |
|-----|-----|-----|------------------|--------|



 **For Canadian Pricing**
Multiply U.S. Price by the
Canadian price factor.
▶ See page 1 for details.

Contemporary-Style Media Carts



| | Standard Includes | Required to Specify |
|--|--|---|
| ▶ Need help? Product details, page 318 | <ul style="list-style-type: none"> Media cart: wood group 1 Pulls: paint or metal Side handles: paint or metal to match pulls Locks, keyed random: 9250 Ember Chrome Wire management cavity and back panel fold-down door 2½"-round grommet: paint or metal Locking casters, if selected: black plastic Cylinder feet, if selected: paint or metal | <ol style="list-style-type: none"> Style number Wood veneer color number for media cart Pulls and paint or metal color number (see below) Paint or metal color number for grommet Paint or metal color number for feet, if selected Options, if selected (see below) <p>▶ See <i>Surface Materials</i>, page 398.</p> |

| | Options | U.S. Price | Required to Specify |
|--------------------------|---|--|---|
| Surface Materials | <ul style="list-style-type: none"> Wood group 2 Wood group 3 Customiz stain on wood | <p>+\$261</p> <p>+\$920</p> <p>No cost</p> | <p>Specify wood color number.</p> <p>Specify wood color number.</p> <p>Specify <i>with Customiz stain</i>.</p> <p>▶ See <i>Surface Materials Reference Manual</i>.</p> |
| Pulls | <ul style="list-style-type: none"> Tab pull Jazz pull Nile pull | <p>No cost</p> <p>+\$ 17 each</p> <p>+\$ 17 each</p> | <p>Specify <i>with tab pull</i> and select 0835 Black, 4799 Platinum, 9201 Polished Chrome, or 9211 Nickel.</p> <p>Specify <i>with jazz pull</i> and select 0835 Black, 4799 Platinum, 9201 Polished Chrome, or 9211 Nickel.</p> <p>Specify <i>with nile pull</i> and select 0835 Black, 4799 Platinum, 9201 Polished Chrome, or 9211 Nickel.</p> |
| Foot Detail | <ul style="list-style-type: none"> Square feet | No cost | Specify <i>with square feet</i> and select 0835 Black, 4799 Platinum, or 8042 Brushed Aluminum. |
| Lock and Keying | <p>Lock</p> <ul style="list-style-type: none"> Polished chrome <p>Keying</p> <ul style="list-style-type: none"> Factory- and field-installed keying | No cost | <p>Specify <i>with 9201 Polished Chrome lock</i>.</p> <p>▶ Page 534</p> |
| Translucent Doors | <p>Doors</p> <ul style="list-style-type: none"> Non-locking translucent glass doors | +\$507 per double doors | Add suffix G to style number. |

Tip: Specify 4799 Platinum finish on pulls to match translucent door frame.



For Canadian Pricing
 Multiply U.S. Price by the Canadian price factor.
 ▶ See page 1 for details.

Specification Information

| Dimensions | | | Style | U.S. |
|------------|---|---|--------|------------|
| D | W | H | Number | Base Price |

Media Carts with Casters

With Open Shelf, Drawer, Double Doors, and One Adjustable Shelf in the Cabinet

| | | | | |
|-----|-----|------|-----------------|--------|
| 24" | 32" | 38½" | CWDWCMED | \$4395 |
|-----|-----|------|-----------------|--------|

With Open Shelf, Double Doors, and One Fixed Shelf and One Adjustable Shelf in the Cabinet

| | | | | |
|-----|-----|------|-----------------|--------|
| 24" | 32" | 38½" | CWOSCMED | \$3992 |
|-----|-----|------|-----------------|--------|

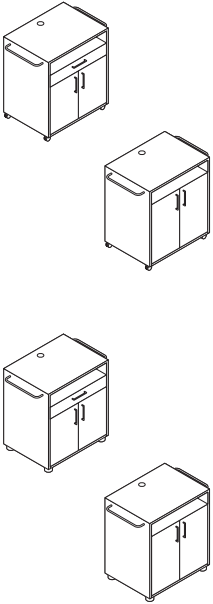
Media Carts with Feet

With Open Shelf, Drawer, Double Doors, and One Adjustable Shelf in the Cabinet

| | | | | |
|-----|-----|------|------------------|--------|
| 24" | 32" | 38½" | CWDWCMEDF | \$4820 |
|-----|-----|------|------------------|--------|

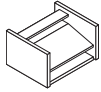
With Open Shelf, Double Doors, and One Fixed Shelf and One Adjustable Shelf in the Cabinet

| | | | | |
|-----|-----|------|------------------|--------|
| 24" | 32" | 38½" | CWOSCMEDF | \$4408 |
|-----|-----|------|------------------|--------|



 **For Canadian Pricing**
Multiply U.S. Price by the
Canadian price factor.
▶ See page 1 for details.

Contemporary-Style Lecterns



| | Standard Includes | Required to Specify |
|---|--|---|
| <p>▶ Need help? Product details, page 318</p> | <ul style="list-style-type: none"> Lectern: wood group 1 Pulls on non-locking doors, if selected: paint or metal Task light Wire management channel Cylinder feet, if selected: paint or metal Locking casters, if selected: black plastic | <ol style="list-style-type: none"> Style number Wood veneer color number for lectern Pulls and paint or metal color number (see below) Paint or metal color number for feet, if selected Options, if selected (see below) <p>▶ See <i>Surface Materials</i>, page 398.</p> |

| | Options | U.S. Price | Required to Specify |
|--------------------------|--|--|---|
| Surface Materials | <ul style="list-style-type: none"> Wood group 2 Wood group 3 Customiz stain on wood | <p>Prices at right</p> <p>Prices at right</p> <p>No cost</p> | <p>Specify wood color number.</p> <p>Specify wood color number.</p> <p>Specify <i>with Customiz stain</i>.</p> <p>▶ See <i>Surface Materials Reference Manual</i>.</p> |
| Pulls | <ul style="list-style-type: none"> Tab pull Jazz pull Nile pull | <p>No cost</p> <p>+\$17 each</p> <p>+\$17 each</p> | <p>Specify <i>with tab pull</i> and select 0835 Black, 4799 Platinum, 9201 Polished Chrome, or 9211 Nickel.</p> <p>Specify <i>with jazz pull</i> and select 0835 Black, 4799 Platinum, 9201 Polished Chrome, or 9211 Nickel.</p> <p>Specify <i>with nile pull</i> and select 0835 Black, 4799 Platinum, 9201 Polished Chrome, or 9211 Nickel.</p> |
| Foot Detail | <ul style="list-style-type: none"> Square feet | No cost | Specify <i>with square feet</i> and select 0835 Black, 4799 Platinum, or 8042 Brushed Aluminum. |



For Canadian Pricing
 Multiply U.S. Price by the Canadian price factor.
 ▶ See page 1 for details.

Specification Information

| Dimensions | | | Style Number | U.S. Base Price | Options | |
|------------|---|---|--------------|-----------------|------------------------|-----------------------------|
| D | W | H | | | (Add \$ to Base Price) | Wood |
| | | | | | | Wood Group 2 : Wood Group 3 |

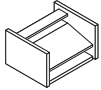
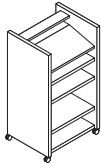


Table Top Lectern

| D | W | H | Style Number | U.S. Base Price | Options |
|-----|-----|------|----------------|-----------------|---------------|
| 22" | 25" | 16½" | CWCLECT | \$2221 | +\$141 +\$493 |

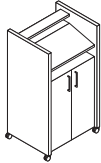
Full-Height Lecterns

With Casters and Two Fixed and Two Adjustable Open Shelves



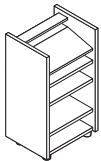
| D | W | H | Style Number | U.S. Base Price | Options |
|-----|-----|------|---------------|-----------------|---------------|
| 22" | 25" | 49½" | CWCLEC | \$4193 | +\$261 +\$920 |

With Casters, Non-Locking Door, and One Fixed and Two Adjustable Shelves in the Cabinet



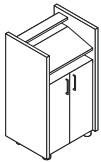
| D | W | H | Style Number | U.S. Base Price | Options |
|-----|-----|------|----------------|-----------------|---------------|
| 22" | 25" | 49½" | CWCLECD | \$4830 | +\$261 +\$920 |

With Feet and Two Fixed and Two Adjustable Open Shelves



| D | W | H | Style Number | U.S. Base Price | Options |
|-----|-----|------|----------------|-----------------|---------------|
| 22" | 25" | 49½" | CWCLECF | \$4617 | +\$261 +\$920 |

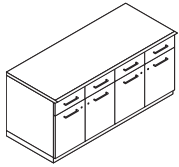
With Feet, Non-Locking Door, and One Fixed and Two Adjustable Shelves in the Cabinet



| D | W | H | Style Number | U.S. Base Price | Options |
|-----|-----|------|-----------------|-----------------|---------------|
| 22" | 25" | 49½" | CWCLECDF | \$5246 | +\$261 +\$920 |

 **For Canadian Pricing**
Multiply U.S. Price by the Canadian price factor.
▶ See page 1 for details.

Transitional-Style Storage Credenzas

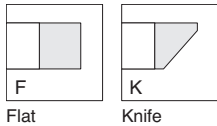


▶ Need help?
Product details,
page 320

- Standard Includes**
- Credenza: wood group 1
 - Finished back panel with wire access cutouts: wood to match credenza
 - Pulls: paint or metal
 - Locks, keyed random: 9250 Ember Chrome
 - One adjustable shelf behind each door
 - One hanging file folder frame per file drawer: black plastic

- Required to Specify**
- 1 Style number with appropriate edge profile letter indicated in the space provided. (For example, CWDD_3229 becomes CWDDF3229 for flat edge profile)
 - ▶ See edge profiles below.
 - 2 Wood veneer color number for credenza
 - 3 Pulls and paint or metal color number (see below)
 - 4 Options, if selected (see below)
 - ▶ See *Surface Materials*, page 398.

Edge Profiles



| | Options | U.S. Price | Required to Specify |
|--------------------------|---|-------------|--|
| Surface Materials | • Wood group 2 | +\$ 475 | Specify wood color number. |
| | • Wood group 3 | +\$1655 | Specify wood color number. |
| | • Customiz stain on wood | No cost | Specify <i>with Customiz stain</i> . |
| | • Full-fill finish on wood group 1 | +\$ 35 | ▶ See <i>Surface Materials Reference Manual</i> . Specify full-fill finish color number. |
| Pulls | • Tab pull | No cost | Specify <i>with tab pull</i> and select 0835 Black, 4799 Platinum, 9201 Polished Chrome, or 9211 Nickel. |
| | • Jazz pull | +\$ 17 each | Specify <i>with jazz pull</i> and select 0835 Black, 4799 Platinum, 9201 Polished Chrome, or 9211 Nickel. |
| | • Nile pull | +\$ 17 each | Specify <i>with nile pull</i> and select 0835 Black, 4799 Platinum, 9201 Polished Chrome, or 9211 Nickel. |
| Lock and Keying | Lock | | |
| | • Polished chrome | No cost | Specify <i>with 9201 Polished Chrome lock</i> . |
| | Keying | | |
| | • Factory- and field-installed keying | | ▶ Page 534 |
| Grommets | • One 2½"-round worksurface grommet available on 32"W credenzas | +\$ 117 | Center: Specify <i>with CGRC</i> and select 0835 Black, 9201 Polished Chrome, or 9211 Nickel. |
| | • Two 2½"-round worksurface grommets available on 64"W and 80"W credenzas | +\$ 234 | Left/right: Specify <i>with CGRLR</i> and select 0835 Black, 9201 Polished Chrome, or 9211 Nickel. |
| | • Three 2½"-round worksurface grommets available on 80"W credenzas | +\$ 351 | Left/center/right: Specify <i>with CGRLCR</i> select 0835 Black, 4799 Platinum Metallic, 9201 Polished Chrome, or 9211 Nickel. |



For Canadian Pricing
Multiply U.S. Price by the Canadian price factor.
▶ See page 1 for details.

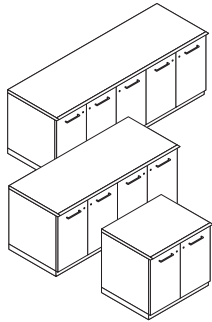
Tip: Your specification is not complete until you add a fifth letter to the style number to define the edge profile.

Specification Information

| Dimensions | | | Style | U.S. |
|------------|---|---|--------|------------|
| D | W | H | Number | Base Price |

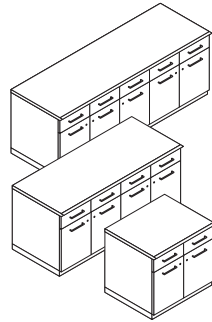
Credenzas with All Doors

| | | | | |
|-----|-----|------|------------------|--------|
| 25" | 32" | 29½" | CWDD_3229 | \$3647 |
| 25" | 64" | 29½" | CWDD_6429 | \$6869 |
| 25" | 80" | 29½" | CWDD_8029 | \$7729 |



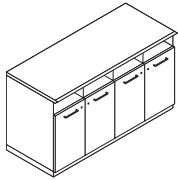
Credenzas with Box Drawers and Doors

| | | | | |
|-----|-----|------|------------------|--------|
| 25" | 32" | 29½" | CWBD_3229 | \$4012 |
| 25" | 64" | 29½" | CWBD_6429 | \$7564 |
| 25" | 80" | 29½" | CWBD_8029 | \$8506 |



 **For Canadian Pricing**
Multiply U.S. Price by the Canadian price factor.
▶ See page 1 for details.

Transitional-Style Buffet-Height Credenzas

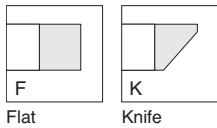


▶ Need help?
Product details,
page 320

- Standard Includes**
- Buffet-height credenza: wood group 1
 - Finished back panel with wire access cutouts: wood to match credenza
 - Pulls: paint or metal
 - Locks, keyed random: 9250 Ember Chrome
 - Two adjustable shelves behind each door
 - One hanging file folder frame per file drawer: black plastic

- Required to Specify**
- 1 Style number with appropriate edge profile letter indicated in the space provided. (For example, CWOD_3236 becomes CWODF3236 for flat edge profile)
 - ▶ See edge profiles below.
 - 2 Wood veneer color number for credenza
 - 3 Pulls and paint or metal color number (see below)
 - 4 Options, if selected (see below)
 - ▶ See *Surface Materials*, page 398.

Edge Profiles



| | Options | U.S. Price | Required to Specify |
|--------------------------|---|-------------|--|
| Surface Materials | • Wood group 2 | +\$ 475 | Specify wood color number. |
| | • Wood group 3 | +\$1655 | Specify wood color number. |
| | • Customiz stain on wood | No cost | Specify <i>with Customiz stain</i> . |
| | • Full-fill finish on wood group 1 | +\$ 35 | ▶ See <i>Surface Materials Reference Manual</i> . Specify full-fill finish color number. |
| Pulls | • Tab pull | No cost | Specify <i>with tab pull</i> and select 0835 Black, 4799 Platinum, 9201 Polished Chrome, or 9211 Nickel. |
| | • Jazz pull | +\$ 17 each | Specify <i>with jazz pull</i> and select 0835 Black, 4799 Platinum, 9201 Polished Chrome, or 9211 Nickel. |
| | • Nile pull | +\$ 17 each | Specify <i>with nile pull</i> and select 0835 Black, 4799 Platinum, 9201 Polished Chrome, or 9211 Nickel. |
| Lock and Keying | Lock | | |
| | • Polished chrome | No cost | Specify <i>with 9201 Polished Chrome lock</i> . |
| | Keying | | |
| | • Factory- and field-installed keying | | ▶ Page 534 |
| Grommets | • One 2½"-round worksurface grommet available on 32"W credenzas | +\$ 117 | Center: Specify <i>with CGRC</i> and select 0835 Black, 9201 Polished Chrome, or 9211 Nickel. |
| | • Two 2½"-round worksurface grommets available on 64"W and 80"W credenzas | +\$ 234 | Left/right: Specify <i>with CGRLR</i> and select 0835 Black, 9201 Polished Chrome, or 9211 Nickel. |
| | • Three 2½"-round worksurface grommets available on 80"W credenzas | +\$ 351 | Left/center/right: Specify <i>with CGRLCR</i> and select 0835 Black, 4799 Platinum Metallic, 9201 Polished Chrome, or 9211 Nickel. |



For Canadian Pricing
Multiply U.S. Price by the Canadian price factor.
▶ See page 1 for details.

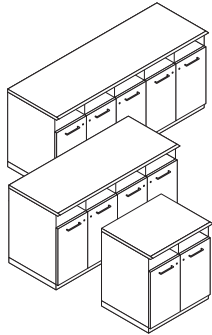
Tip: Your specification is not complete until you add a fifth letter to the style number to define the edge profile.

Specification Information

| Dimensions | | | Style | U.S. |
|------------|---|---|--------|------------|
| D | W | H | Number | Base Price |

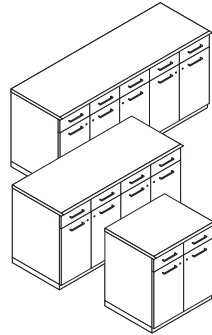
Buffet-Height Credenzas with Open Shelves and Doors

| | | | | |
|-----|-----|-----|------------------|--------|
| 25" | 32" | 36" | CWOD_3236 | \$4193 |
| 25" | 64" | 36" | CWOD_6436 | \$7174 |
| 25" | 80" | 36" | CWOD_8036 | \$8074 |



Buffet-Height Credenzas with Box Drawers and Doors

| | | | | |
|-----|-----|-----|------------------|--------|
| 25" | 32" | 36" | CWBD_3236 | \$4610 |
| 25" | 64" | 36" | CWBD_6436 | \$7899 |
| 25" | 80" | 36" | CWBD_8036 | \$8878 |



 **For Canadian Pricing**
Multiply U.S. Price by the Canadian price factor.
▶ See page 1 for details.

Convене Edge Profile Samples

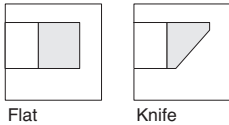
| Standard Includes | Required to Specify |
|--|--|
| <ul style="list-style-type: none"> • Worksurface: wood group 1 veneer or laminate price group 1 • Wood worksurface with wood edge: solid wood edge on two sides • Laminate worksurface with wood edge: solid wood edge on two sides | <ol style="list-style-type: none"> 1 Style number 2 Wood or laminate color number for worksurface 3 Wood finish number for edge profile on laminate worksurface 4 Worksurface profile (see below under Required Selections) 5 Options, if selected (see below) <p>▶ See <i>Surface Materials</i>, page 398.</p> |

For laminate group 2 and 3 pricing, please refer to the electronic catalog or SmartTools.

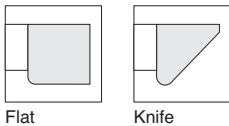
Required Selections

Wood worksurface edge profiles at left

Standard Edge Profiles



Large Edge Profiles



| Surface Materials | Options | U.S. Price | Required to Specify |
|-------------------|--|-------------------------|--|
| | Wood veneer worksurfaces | | |
| | • Wood group 2 | +\$ 69 | Specify wood color number. |
| | • Wood group 3 | +\$240 | Specify wood color number. |
| | • Customiz stain | No cost | Specify <i>with Customiz stain</i> . |
| | • Full-fill finish on wood group 1 | +\$ 35 | Specify full-fill finish number. |
| | Laminate worksurfaces | | |
| | • High-Pressure Laminate price group 2 | See information at left | Specify High-Pressure Laminate color number. |
| | • High-Pressure Laminate price group 3 | See information at left | Specify High-Pressure Laminate color number. |
| | • Customiz stain | No cost | Specify <i>with Customiz stain</i> . |

| Specification Information | | | | |
|---------------------------|-----|----------------|---------------------|----------|
| • Dimensions | | • Style Number | • U.S. Base Prices | |
| D | W | | Wood Group 1 Veneer | Laminate |
| 18" | 20" | CVXEDGE | \$598 | \$598 |



For Canadian Pricing
 Multiply U.S. Price by the Canadian price factor.
 ▶ See page 1 for details.

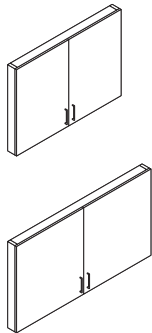
Transitional-Style Wallboards

Tip: Interior writing surface accommodates magnets. Surface is also suitable for projection.

| Standard Includes | Required to Specify |
|--|--|
| <ul style="list-style-type: none"> ▶ Need help? Product details, page 320 • Wallboard doors with full 180° hinges and pegs to hang flip-chart pads: wood group 1 • Pulls: paint or metal • Interior writing surface for dry-erase markers: white porcelain | <ol style="list-style-type: none"> 1 Style number 2 Wood veneer color number for wallboard 3 Pulls and paint or metal color number (see below) 4 Options, if selected (see below) <p>▶ See <i>Surface Materials</i>, page 398.</p> |

| Options | U.S. Price | Required to Specify |
|---|---------------------------------------|--|
| Surface Materials <ul style="list-style-type: none"> • Wood group 2 • Wood group 3 • Customiz stain on wood | +\$141 +\$493 No cost | Specify wood color number. Specify wood color number. Specify <i>with Customiz stain</i> . ▶ See <i>Surface Materials Reference Manual</i> . |
| Pulls <ul style="list-style-type: none"> • Tab pull • Jazz pull • Nile pull | No cost +\$ 17 each +\$ 17 each | Specify <i>with tab pull</i> and select 0835 Black, 4799 Platinum, 9201 Polished Chrome, or 9211 Nickel. Specify <i>with jazz pull</i> and select 0835 Black, 4799 Platinum, 9201 Polished Chrome, or 9211 Nickel. Specify <i>with nile pull</i> and select 0835 Black, 4799 Platinum, 9201 Polished Chrome, or 9211 Nickel. |
| Marker Board Door Interior <ul style="list-style-type: none"> • Marker board surface on door interiors | +\$317 | Specify <i>with marker board doors</i> . |

| Specification Information | | | | |
|---------------------------|-----|-----|-----------------|------------|
| Dimensions | | | Style | U.S. |
| D | W | H | Number | Base Price |
| 5" | 56" | 37" | CWAWLB56 | \$4369 |
| 5" | 70" | 37" | CWAWLB70 | \$5179 |



 **For Canadian Pricing**
 Multiply U.S. Price by the Canadian price factor.
 ▶ See page 1 for details.

Surface Materials

This listing includes all the surface material choices that are available for the products in this specification guide.

Resources

For more information about surface materials, refer to the following resources:

Additional surface materials specification tools are available to assist you in the specification process—the Surface Materials Binders.

The global surface materials palette is a core collection of finishes that is available across multiple geographies (Americas/EMEA – Europe, Middle East, and Africa/APAC – Asia Pacific) and on global product lines, where applicable. For a list of finishes included in the offering, see the *Surface Materials Reference Manual*. Additional details, like product approvals by geography and finish number conversions, can also be found in the *Surface Materials Reference Manual* or see steelcase.com/surface-materials.

Surface Materials Binders include:

- *Surface Materials Reference Manual*
- A complete set of swatch cards for hard surfaces, vertical surface fabrics, and seating upholstery

Wood

Steelcase carefully selects veneer and solid wood for consistent color and grain structure. Wood is a natural material and variations will occur in color, grain and texture. These variations are part of the inherent natural beauty of wood and are not considered defects.

Wood veneers and solid wood finishes will not be an exact match to woodgrain laminates. We highly recommend ordering physical samples to understand visual differences.

Forest Stewardship Council (FSC) certified wood (veneer and core) is available on most Steelcase wood products through the Specials RFQ process.

All wood products will darken with age and exposure to ultraviolet light. This is especially apparent with cherry and maple veneer. We recommend that desk accessories be rearranged periodically to ensure even aging of wood surfaces.

When storing your wood furniture, please follow the following guidelines:

- Do not store products in trailers
- Store products in areas that simulate office temperatures (60°F to 90°F)
- Store products in areas that maintain constant, office-like humidity levels
- Keep product away from light. Cover products to make sure they are not exposed to light.

ⓔ = Established

Steelcase Surfaces

Veneer

Veneers are matched for proper balance and consistency. Veneers are available or quarter cut, except for Oak, which is rift cut.

▶ Refer to the *Veneer Cut Guidelines* on page 401 for descriptions of each cut.

Open-pore finish is a medium gloss finish that leaves the wood grain texture visible to the eye and distinguishable to the touch.

Veneer

Wood Group 1

Flat-cut open-pore

- 3062 FC/OP Graphite Walnut
- 3402 FC/OP Clear Cherry (Aged) ⓔ
- 3412 FC/OP Natural Cherry ⓔ
- 3422 FC/OP Medium Cherry
- 3522 FC/OP Clear Maple
- 3592 FC/OP Blonde on Maple ⓔ
- 3702 FC/OP Clear Walnut
- 3712 FC/OP Natural Walnut
- 3752 FC/OP Medium Walnut ⓔ
- 3762 FC/OP Dark Walnut
- 3772 FC/OP Medium Mahogany on Walnut

Flat-Cut Open-Pore, Natural Veneer

- 3342 FC/OP Black Walnut
- 35A2 FC/OP Blanch Maple
- 37A2 FC/OP Thunder Walnut

Quarter-Cut Open-Pore

- 3042 QC/OP Ash
- 3222 QC/OP Clear Maple
- 3292 QC/OP Blonde on Maple ⓔ
- 3302 QC/OP Clear Walnut
- 3312 QC/OP Natural Walnut
- 3352 QC/OP Medium Walnut ⓔ
- 3362 QC/OP Dark Walnut
- 3372 QC/OP Medium Mahogany on Walnut
- 3382 QC/OP Graphite Walnut

Quarter-Cut Open-Pore, Natural Veneer

- 32A2 QC/OP Blanch Maple
- 33A2 QC/OP Thunder Walnut
- 3392 QC/OP Black Walnut

Rift-Cut Open-Pore

- 3602 RC/OP Desert Oak

Rift-Cut Full-Fill, Natural Veneer

- 36A2 RC/OP Volcanic Oak

Wood Group 3

Flat-Cut Open-Pore, Natural Veneer

- 3082 FC/OP Washed Walnut

Wood Group 1

Open-Pore Planked Veneer

- 3P41 OP Planked Cherry
- 3P51 OP Planked Maple
- 3P61 OP Planked Oak
- 3P71 OP Planked Walnut
- 3VFX OP Unmarked Oak

Tip: Known for its uniqueness, planked veneer has intentional and natural variations that include, but are not limited to: character marks, grain pattern, color, and natural color aging.

Full-Fill

Full-fill finish is a medium-gloss finish that completely fills the grain texture, yet allows the grain pattern to be seen. The wood has a lustrous, satiny look, and it is smooth to the touch. This finish is available on the wood worksurface or field-installed top only.

Wood Group 2

Flat-Cut Full-Fill

- 3064 FC/FF Graphite Walnut
- 3404 FC/FF Clear Cherry (Aged)
- 3414 FC/FF Natural Cherry ⓔ
- 3424 FC/FF Medium Cherry
- 3524 FC/FF Clear Maple
- 3544 FC/FF Blonde on Maple ⓔ
- 3704 FC/FF Clear Walnut
- 3714 FC/FF Natural Walnut
- 3754 FC/FF Medium Walnut ⓔ
- 3764 FC/FF Dark Walnut
- 3774 FC/FF Medium Mahogany on Walnut

Flat-Cut Full-Fill, Natural Veneer

- 3734 FC/FF Black Walnut

Quarter-Cut Full-Fill

- 3224 QC/FF Clear Maple
- 3294 QC/FF Blonde on Maple ⓔ
- 3304 QC/FF Clear Walnut
- 3314 QC/FF Natural Walnut
- 3354 QC/FF Medium Walnut ⓔ
- 3364 QC/FF Dark Walnut
- 3374 QC/FF Medium Mahogany on Walnut
- 3384 QC/FF Graphite Walnut

Quarter-Cut Full-Fill, Natural Veneer

- 3394 QC/FF Black Walnut

Rift-Cut Full-Fill

- 3604 RC/FF Desert Oak

Wood Group 3

Flat-Cut Full-Fill, Natural Veneer

- 3084 FC/FF Washed Walnut

Premium Veneers

A selection of Premium veneers in this collection are available on most Steelcase brand products. The collection will be available as close to standard leadtimes as possible. However, because adequate supplies of veneer and solids must be secured, all orders will be scheduled individually. Leadtimes will vary based on Premium veneer and Premium solids availability at the time the order is placed. The collection is available as Wood Group 3 as part of our Select Surface program, and supported like standard veneers to make ordering easy. Please see the Steelcase surface materials section on village.steelcase.com for sample information and product line availability. All premium veneers are in clear-coat.

Wood Group 3

Quarter-Cut Open-Pore

3832 QC/OP Figured Anegre

Select Surfaces

Composite Veneer

Composite veneers are an engineered wood intended to create specific grain patterns and characteristics. They are pre-stained and finished with Steelcase's Clarity water-borne UV topcoat, which protects the environment while providing durability and clarity. Only open-pore finishes are available on composite wood. Composite veneer and matching edge bands are available on most Steelcase brand products. Composites, for use as a solid nosing substitute, are not available. Steelcase does not recommend mixing composite veneers with natural solid nosings because composite and natural wood grain and color matching are rarely compatible. Composite veneers are available as Wood Group 1 pricing as part of our Select Surfaces program.

Wood Group 1

Flat-Cut Open-Pore

3JDX FC/OP Oak Composite
3JJX FC/OP Walnut Composite

Quarter-Cut Open-Pore

3F8X QC/OP European Walnut Composite
3GGX QC/OP Zebrano Composite
3HGX QC/OP Oak Composite
3HVX QC/OP Walnut Composite
3ZNX QC/OP Night Cerused Oak Composite

Ⓔ = Established

Custom Surfaces

Customiz stain is a service that allows you to create your own stain colors and finishes on standard veneer. Customiz stain color is available on all product lines that offer wood veneer.

A \$500 stain-matching fee applies on CUSTOMIZ requests (Exception: The \$500 fee does not apply on matches to Coalesse standard finishes or for a low-gloss finish request on a standard color). The \$500 fee covers the cost of formulating the Customiz color finish and applies regardless of whether or not an order for product is placed.

In addition, an approval form must be signed to indicate customer acceptance of Customiz match. A \$1500 initiation fee will be charged prior to first order entry. This initiation fee activates the finish for unlimited use on any Steelcase product for an 18 month time period. After the 18 month time period has lapsed, the Customiz finish may be reactivated for another 18 months for a \$1000 fee at any point within five years after the \$1500 initiation fee was paid. If the finish is not reactivated within five years after the \$1500 initiation fee was paid, the finish will be culled and the customer will need to pay the \$1500 initiation fee again. All style number related Customiz charges products are no cost as of April 2014. The matching and initiation fees are not discountable.

Customiz stain takes 10 days to formulate. Consult the *Surface Materials Reference Manual* for more information. Custom veneers are also available and must be quoted by Steelcase specials group. Customiz stain on custom veneers takes 2 to 4 weeks to formulate.

Requirements and information on ordering a Customiz stain color are found in the *Surface Materials Reference Manual*.

Laminate

Steelcase Surfaces

High-Pressure Laminate

Price Group 1

Fiber Laminate

2850 Vanadium Fiber
2854 Vellum Fiber Ⓔ
2860 Granite Fiber
2862 Stucco Fiber Ⓔ

Micro Laminate

2920 Marl Micro
2921 Gypsum Micro
2922 Clay Micro
2923 Shadow Micro Ⓔ

Patina Laminate

2870 Blonde Bronze Patina
2873 Instant Iron Patina

Solid Laminate

2722 Cream Ⓔ
2730 Arctic White
2746 Black
2759 Warm White
2811 Mist Ⓔ
2883 Seagull
2884 Milk
2885 Dune
2HAA Persian Salt
2HAB Rose
2HAC Indigo
2HAD Green Citrine
2HAE Dark Olivine
2HAF Cloudy
2HMG Merle
2HWU Clay
2HWW Chalk

Speckle Laminate

2820 Coffee Speckle Ⓔ
2823 Driftwood Speckle
2824 Smoke Speckle
2825 Vanadium Speckle

Tip: Some wood veneer finishes and woodgrain laminates share the same name. Because of the difference in materials, veneers and laminates of the same name are not an exact match but do coordinate with each other.

Surface Materials, continued

Woodgrain Laminate

- 2406 Clear Cherry **E**
 - 2409 Clear Maple
 - 2410 Graphite Walnut*
 - 2412 Natural Cherry
 - 2422 Medium Cherry
 - 2511 Winter on Maple
 - 2535 Virginia Walnut
 - 2536 Blackwood **E**
 - 2538 Clear Walnut
 - 2592 Blonde on Maple **E**
 - 2714 Natural Walnut **E**
 - 2HAK Clear Oak
 - 2HAN Ash Noce
 - 2HAT Acacia
 - 2HAW Ash Wenge
 - 2HBN Bisque Noce
 - 2HBW Bisque Wenge
 - 2HCN Clay Noce
 - 2HCW Clay Wenge
 - 2HSN Storm Noce
 - 2HSW Storm Wenge
 - 2HWA Grey Kingswood
 - 2HWB Planked Walnut
 - 2HWD Resolute Walnut
 - 2HWE Natural Recon
 - 2HWF Smoked Walnut
- * When blending laminate and veneer on the same unit, the Graphite Walnut laminate is Quarter Cut and matches Quarter Cut Graphite Walnut veneer.

Price Group 2

Textured Laminate

- 2TH2 Fawn Cypress
 - 2TH4 Saddle Oak
 - 2TH5 Veranda Teak
 - 2TH7 Walnut Heights
 - 2UH1 Reclaimed Aggregate
 - 2UH2 Reclaimed Gravel
 - 2UH4 Cement**
 - 2UH6 Sheetrock
- **2UH4 Cement has limited sizing availability, determined by product sizing and/or options. Rectangular tops with a width of 143" or greater and round tops with a diameter of 59" or greater are not available.

Price Group 3

- Applies to:
- Convene table tops

Solid Laminate

- 24H1 Satin White
- 24H2 Satin Black
- 24H3 Satin Stone
- 24H4 Satin Mocha

E = Established

Custom Surfaces

Open Line Laminate (OLL)

This service allows you to order non-standard laminate at an additional processing fee of \$102 U.S. per unit, plus the cost of the laminate.

High-Pressure Laminate pricing does not include premium or digitally printed patterns from any suppliers. Laminate cost may also vary for basic or standard laminates from other suppliers. Please contact the OLL consultant at 616.475.2426 for pricing. The cost of the laminate will be added to your invoice as a separate line on the acknowledgement.

When processing orders for Open Line laminate, specify 2900 in the laminate finish field and enter the OLL manufacturer information. Specify appropriate 2K finish number for the edge finish.

Laminate Approval and Material Requirements

To confirm whether a particular laminate has already been tested for use on a specific Steelcase product or to determine material square foot requirements:

- Visit www.steelcase.com

For additional information, refer to the *Steelcase Surface Materials Reference Manual*.

Paint

Steelcase Surfaces

- Applies to:
- 2½" round grommet

Price Group 1

Smooth Paint

- 7241 Arctic White

Textured Paint

- 7360 Merle

Price Group 2

Standard Paint

- 0835 Black

Smooth Metallic Paint

- 4799 Platinum Metallic

Custom Surfaces

Price Group 3

PerfectMatch

PerfectMatch is a service that allows you to create your own paint color. Refer to the *Surface Materials Reference Manual* for more information about this program.

Plastic

Steelcase Surfaces

- 6000 Black

Plated Metal

Steelcase Surfaces

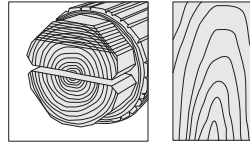
- ▶ See *Plated and Painted Metal Color Availability Matrix* on page 402 for color availability by product line.
- 8042 Brushed Aluminum
 - 8046 Polished Aluminum
 - 9201 Polished Chrome
 - 9211 Nickel
 - 9250 Ember Chrome

Solid Surface

Steelcase Surfaces

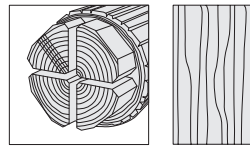
- Applies to:
- Technology cover
- 2868 Cameo White Low Gloss
 - 2869 Nocturne Black Low Gloss

Veneer Cut Guidelines



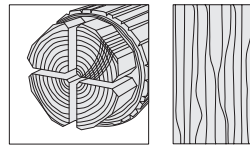
Flat Cut

Veneer is cut parallel to the flat side of the cant at a tangent to the growth rings of the tree. This produces a cathedral or oval pattern. On average, there is a 6-8" wide leaf width. On an 18" wide surface, there will likely be three leaves showing a repeated pattern.



Quarter Cut

Veneer is cut from quarter sections of the log which are produced by cutting each cant in half. Cutting lines are at an angle of approximately 90 degrees to the growth rings at the center of the quarter. This produces a straight grain or ribbon pattern. On average, leaves are 2½-4" wide.



Rift Cut

This veneer cut is specifically for oak. Cutting lines are an arc approximately perpendicular to the growth rings. This produces a comb-like straight grain or ribbon pattern. On average, leaves are 2½-4" wide.

Plated and Painted Metal Color Availability Matrix

Plated and Painted Metal

Not every plated metal color is available on every metal component for every product line. This matrix gives you an overview of which plated metal colors are available on each product line and component.

Legend

- = Not available
- = Available
- = Available with exceptions

| | | 0835 Black | 4750 Champagne Metallic | 4798 Sterling Metallic | 4799 Platinum Metallic | 4803 Near Black | 7207 Black Textured | 7225 Sand | 7241 Arctic White | 7243 Seagull | 7246 Midnight Metallic | 7280 Smooth Bronze | 7360 Merle | 8042 Brushed Aluminum | 8043 Anodized Aluminum | 8046 Polished Aluminum | 9201 Polished Chrome | 9211 Nickel | 9212 Silver | 9214 Antique Pewter | 9230 Antique Bronze | 9250 Ember Chrome | |
|----------------|--------------------------------------|------------|-------------------------|------------------------|------------------------|-----------------|---------------------|-----------|-------------------|--------------|------------------------|--------------------|------------|-----------------------|------------------------|------------------------|----------------------|-------------|-------------|---------------------|---------------------|-------------------|---|
| Convене | Pulls | ■ | • | • | ■ | • | • | • | • | • | • | • | • | • | • | • | • | ■ | ■ | • | • | • | • |
| | Locks | • | • | • | • | • | • | • | • | • | • | • | • | • | • | • | • | • | ■ | • | • | • | ■ |
| | Base toe kicks | ■ | • | • | • | • | • | • | • | • | • | • | • | ■ | ■ | ■ | ■ | • | • | • | • | • | • |
| | Square and cylinder feet | ■ | • | • | ■ | • | • | • | • | • | • | • | • | • | ■ | • | • | • | • | • | • | • | • |
| | Flex base | ■ | • | • | ■ | • | • | • | • | • | • | • | • | • | ■ | • | • | • | • | • | • | • | • |
| | Grommets | ■ | • | • | ■ | • | • | • | • | • | • | • | • | • | • | • | • | • | ■ | ■ | • | • | • |
| | Power unit and power channel sleeves | ■ | • | • | ■ | • | • | • | • | • | • | • | • | • | • | • | • | • | • | • | • | • | • |

Verlay

**Statement of Line** **404****Understanding**

| | |
|------------------------------------|------------|
| Verlay Collaboration Tables | 408 |
| Verlay Leg Configurations | 414 |
| Verlay Grommet Availability Matrix | 418 |

**Specifying****Wood Leg Tables**

| | |
|----------------------------------|------------|
| Seated-Height Round Tables | 424 |
| Seated-Height Gumdrop Tables | 426 |
| Seated-Height Square Tables | 430 |
| Seated-Height Rectangle Tables | 432 |
| Seated-Height Sightline Tables | 436 |
| Standing-Height Square Tables | 440 |
| Standing-Height Rectangle Tables | 442 |

Metal Leg Tables

| | |
|--------------------------------|------------|
| Seated-Height Round Tables | 444 |
| Seated-Height Square Tables | 446 |
| Seated-Height Rectangle Tables | 450 |
| Seated-Height Sightline Tables | 456 |

Accessories **459****Surface Materials** **460**

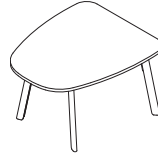
Statement of Line

Verlay

Seated-Height Collaboration Tables with Wood Legs



Understanding
 ▶ Page 408
 Specifying
 ▶ Page 424



Understanding
 ▶ Page 408
 Specifying
 ▶ Page 426

Seated-Height Round Tables

| 42" Diameter | 48" Diameter | 54" Diameter | 60" Diameter |
|--------------|--------------|--------------|--------------|
| ● | ● | ● | ● |

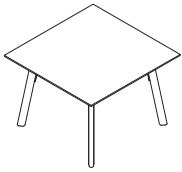
Tip: Available parametrically in 1/16" increments.

Seated-Height Gumdrop Tables, Softened Shape

| | 42"W | 48"W | 54"W | 60"W | 66"W |
|------|------|------|------|------|------|
| 42"D | ● | ● | ● | ● | ● |
| 48"D | ● | ● | ● | ● | ● |

Tip: Table tops are tapered. Depth will change over the length of table from the depth listed above to 6" smaller.

Tip: Available parametrically in 3" increments for laminate tops and 1/16" increments for wood veneer tops.



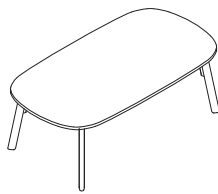
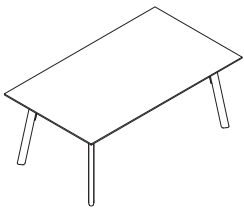
Understanding
 ▶ Page 408
 Specifying
 ▶ Page 430

Seated-Height Square Tables, Straight and Softened Shape

| | 42"W | 48"W |
|------|------|------|
| 42"D | ● | |
| 48"D | | ● |

Tip: Straight shape type is available parametrically in 1/16" increments.

Tip: Softened shape type is available parametrically in 3" increments for laminate tops and 1/16" increments for wood veneer tops.



Understanding
 ▶ Page 408
 Specifying
 ▶ Page 432

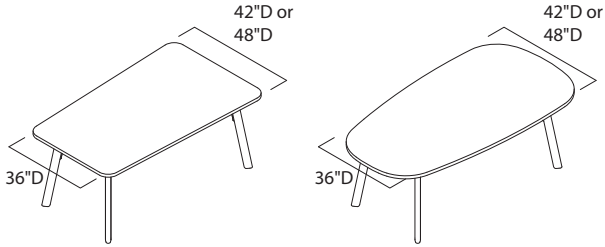
Seated-Height Rectangle Tables, Straight and Softened Shape

| | 72"W | 84"W | 96"W |
|------|------|------|------|
| 42"D | ● | ● | ● |
| 48"D | ● | ● | ● |

Tip: Straight shape type is available parametrically in 1/16" increments.

Tip: Softened shape type is available parametrically in 3" increments for laminate tops and 1/16" increments for wood veneer tops.

Seated-Height Collaboration Tables with Wood Legs, continued



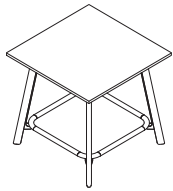
Understanding
 ▶ Page 408
 Specifying
 ▶ Page 436

Seated-Height Sightline Tables, Straight and Softened Shape

| | 72\"/> |
|--------|--------|
| 36\"/> | |
| 36\"/> | |

Tip: Table tops are tapered. Depth will change over the length of table from the depth listed above to a 36\"/>

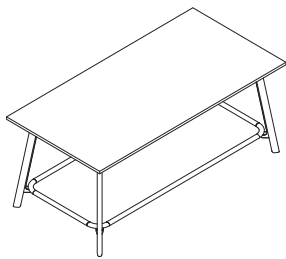
Standing-Height Collaboration Tables with Wood Legs



Understanding
 ▶ Page 408
 Specifying
 ▶ Page 440

Standing-Height Square Tables, Straight Shape

| | 42\"/> |
|--------|--------|
| 42\"/> | |
| 48\"/> | |



Understanding
 ▶ Page 408
 Specifying
 ▶ Page 442

Standing-Height Rectangle Tables, Straight Shape

| | 96\"/> |
|--------|--------|
| 42\"/> | |
| 48\"/> | |

Seated-Height Collaboration Tables with Metal Legs



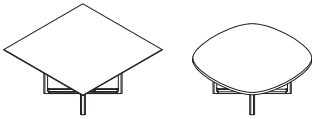
Understanding
 ▶ Page 408
 Specifying
 ▶ Page 444

Seated-Height Round Tables

42" Diameter 48" Diameter 54" Diameter 60" Diameter



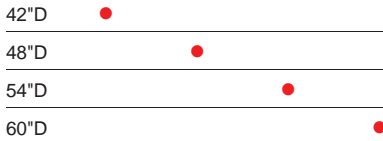
Tip: Available parametrically in 1/16" increments.



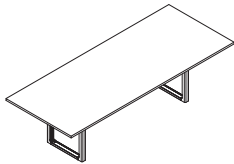
Understanding
 ▶ Page 408
 Specifying
 ▶ Page 446

Seated-Height Square Tables, Straight and Softened Shape

42"W 48"W 54"W 60"W



Tip: Straight shape type is available parametrically in 1/16" increments.
 Tip: Softened shape type is available parametrically in 3" increments for laminate tops and 1/16" increments for wood veneer tops.



Understanding
 ▶ Page 408
 Specifying
 ▶ Page 450

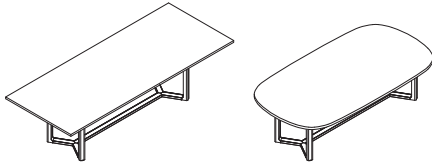
Seated-Height Rectangle Tables, Straight Shape—with Metal U-Leg

66"W 72"W 84"W 96"W 108"W 120"W 144"W 168"W 192"W 216"W



Tip: Number of U-legs per table is determined by top width.
 Tip: Tables over 120"W have multi-piece tops.
 Tip: Straight shape type is available parametrically in 1/16" increments.

Seated-Height Collaboration Tables with Metal Legs, continued

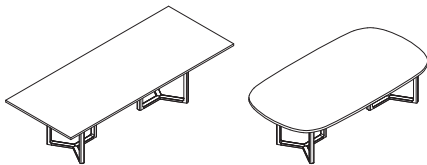


Understanding
 ▶ Page 408
 Specifying
 ▶ Page 450

Seated-Height Rectangle Tables, Straight and Softened Shape—with Metal Trestle Leg

| | 96"W | 108"W | 120"W |
|------|------|-------|-------|
| 42"D | ● | ● | ● |
| 48"D | ● | ● | ● |

Tip: Tables over 120"W have multi-piece tops.
Tip: Straight shape type is available parametrically in 1/16" increments.
Tip: Softened shape type is available parametrically in 3" increments for laminate tops and 1/16" increments for wood veneer tops.

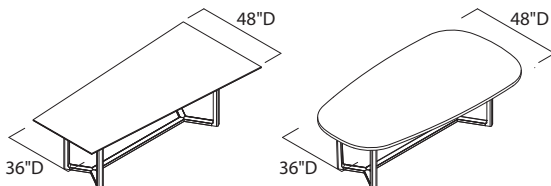


Understanding
 ▶ Page 408
 Specifying
 ▶ Page 450

Seated-Height Rectangle Tables, Straight and Softened Shape—with Metal Split Trestle Leg

| | 120"W | 144"W |
|------|-------|-------|
| 42"D | ● | ● |
| 48"D | ● | ● |

Tip: Tables over 120"W have multi-piece tops.
Tip: Straight shape type is available parametrically in 1/16" increments.
Tip: Softened shape type is available parametrically in 3" increments for laminate tops and 1/16" increments for wood veneer tops.



Understanding
 ▶ Page 408
 Specifying
 ▶ Page 456

Seated-Height Sightline Tables, Straight and Softened Shape

| | 96"W | 108"W | 120"W |
|-----------|------|-------|-------|
| 36"D—48"D | ● | ● | ● |

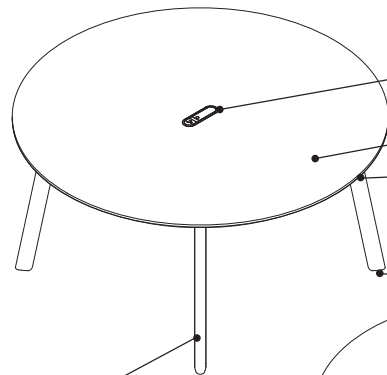
Tip: Table tops are tapered. Depth will change over the length of table from 36"D to 48"D.
Tip: Straight shape type is available parametrically in 1/16" increments.
Tip: Softened shape type is available parametrically in 3" increments for laminate tops and 1/16" increments for wood veneer tops.

Verlay Collaboration Tables

Verlay is a suite of tables created for collaborative environments and was designed to encourage the smooth flow of ideas across the office landscape. Verlay's wood design offers a material range that provides a comfortable presence to the workplace.

Verlay consists of a series of table shapes and sizes, supporting a wide array of settings from small collaboration to large conference rooms with a modern design aesthetic with multiple leg materials and types.

Solid wood legs offered in oak, maple, or walnut.

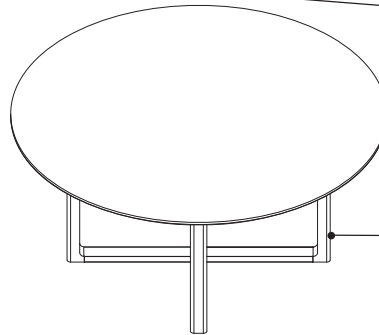


CC grommet is available.

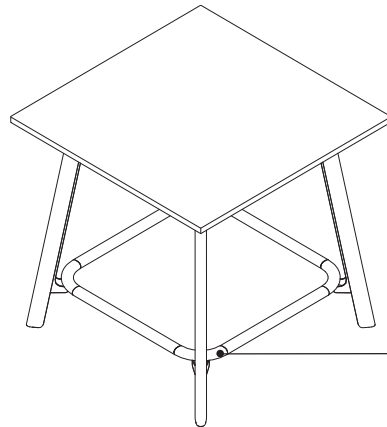
Top in wood veneer or High-Pressure Laminate.

Leg bracket below the worksurface of wood leg tables adjusts from 28 $\frac{1}{2}$ " to 29 $\frac{3}{16}$ " to level the table on uneven floors.

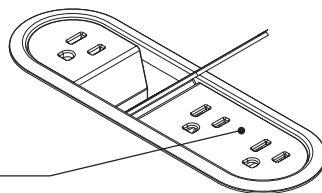
Tan, flat, plastic foot glides.



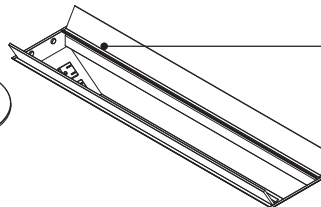
Metal legs offered with furniture grade linoleum inserts. Glide adjustment on metal legs is 1 $\frac{1}{4}$ ".



Leg ring is painted metal, providing a foot rest when standing or seated.



CC grommet is available in standard power, USB type A, and USB type C.



Long grommet is available in standard power with data knockouts only.

Actual Dimensions

| | Seated-Height with Wood Legs | Seated-Height with Metal Legs | Standing-Height with Wood Legs |
|------------------|---|--|---|
| Round | | | |
| Diameter | 42", 48", 54", or 60" | 42", 48", 54", or 60" | N.A. |
| Gumdrop | | | |
| Depth | 42" or 48" | N.A. | N.A. |
| Width | 42", 48", 54", 60", or 66" | N.A. | N.A. |
| Square | | | |
| Depth | 42" or 48" | 42", 48", 54", or 60" | 42" or 48" |
| Width | 42" or 48" | 42", 48", 54", or 60" | 42" or 48" |
| Rectangle | | | |
| Depth | 42" or 48" | 42", 48", 54", or 60" | 42" or 48" |
| Width | 72", 84", or 96" | 66", 72", 84", 96", 108", 120", 144", 168", 192", or 216" | 96" |
| Sightline | | | |
| Depth | 42" or 48" | 36"/48" | N.A. |
| Width | 72" or 96" | 96", 108", or 120" | N.A. |

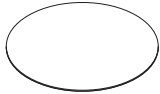
Tip: Seated-height is 28¹/₂"H, standing-height is 40"H.

Tip: Available parametrically with exceptions. See parametric sizes understanding information.

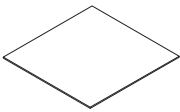
Verlay Collaboration Tables, continued

Product Details

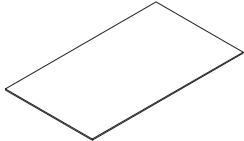
Verlay table top has a wood composite core with a wood veneer or laminate surface and is available in five different shapes; round, gumdrop, square, rectangle, and sightline.



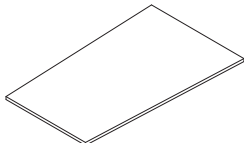
Round



Square, Straight

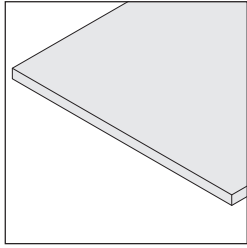


Rectangle, Straight

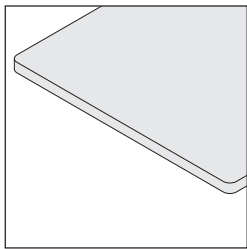


Sightline, Straight

Straight shapes are available on round, square, rectangle, and sightline tables and feature a choice of square or rounded corners.



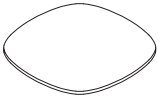
Square corners, available as an option on straight shapes, have 90° corners on all four sides.



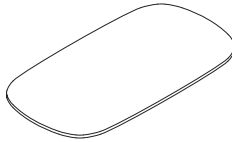
Rounded corners, available as an option on straight shapes, have a 4" radius on all four sides with a continuous edge banding.



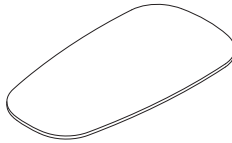
Gumdrop



Square, Softened



Rectangle, Softened



Sightline, Softened

Softened table shapes offer a continuous radius pillow aesthetic for seated-height tables.

Softened table shapes are available on gumdrop, square, rectangle, and sightline tables.

Gumdrop table is only offered with wood legs in a softened shape.



3 mm Edge, Plastic or Wood Veneer



Slice Edge, Plastic or Wood Veneer



Drop Edge, Solid Wood

Edge detail is available in three options—3 mm, slice, or drop.

Tops are 1 1/8" thick.

Slice edge gives the appearance of a thinner top which is 1/2" thick and tapers to an overall thickness of 1 1/8".

Slice edge on laminate tops with square corners will be laser edge banding.

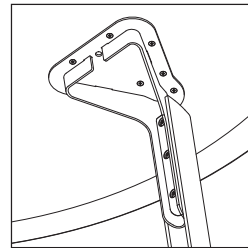
Underside of slice edge exposes MDF core.

Drop edge gives the appearance of a thicker profile with a 1 5/8" solid wood edge. Drop edge is not available in softened shapes or on laminate tops.



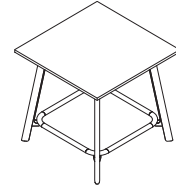
Wood legs are available in solid wood, maple, oak, or walnut.

Wood leg species is specifiable for laminate top tables but for veneer top tables will default to match the veneer species.




Leg brackets are painted metal.

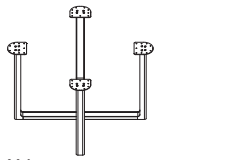
Leveling of wood legs occurs between the wood leg and the metal bracket. This eliminates the need for additive levelers, resulting in a visually clean interaction between floor and leg. Leg bracket adjusts from 28 1/2" to 29 13/16".



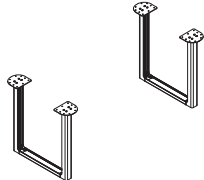
Standing-height tables are available as square or rectangle shapes, with rounded or square corners.



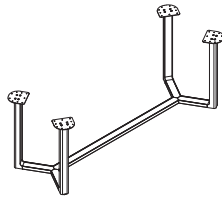
Leg ring is painted metal, providing a foot rest when standing or seated.



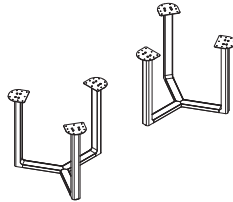
X-Leg



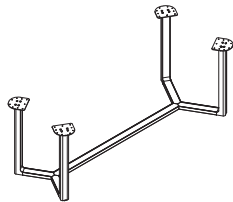
U-Leg



Trestle Leg



Split Trestle Leg

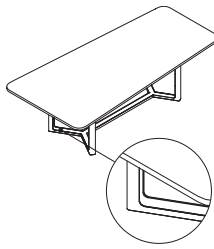


Asymmetric Trestle Leg

Metal legs come in a variety of types: X-leg, U-leg, trestle leg, split trestle leg, and asymmetric trestle leg.

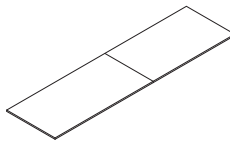
Tip: The number of U-legs is driven by the width of the table.

▶ See page 288 for *Verlay Leg Configurations*.



A soft-touch linoleum insert lines the interior of the metal leg to conceal power and provide an accent of color. It is a flexible furniture grade linoleum.

Leveling of metal legs occurs with leveling glides that adjust for installations on uneven floors. Adjustability range is 1¹/₄".



Sectioned tops will occur when the top is larger than 120"W. The top will be split into two equal sections that ship with connecting hardware.

Woodgrain laminate sectioned tops cannot guarantee a perfect match of grain pattern at the seam where the two sections join. However, the best match of grain pattern possible will be pursued.



Short grain direction



Long grain direction

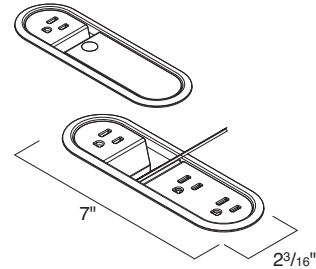
Rectangular Worksurface

Grain direction on woodgrain laminate tops less than or equal to 60"W are available in short or long grain. Tops greater than 60"W will always have long grain direction.

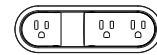
Grain direction on veneer tops less than or equal to 96"W are available in short or long grain. Tops greater than 96"W will always have short grain direction.

Power, Wiring & Cabling

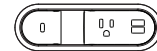
Surface power is available with two options—CC grommet or long grommet. Both are field installed.



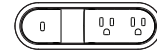
CC grommet features an exposed power outlet or USB port on one side, lid concealing additional power and USB ports. The grommet bezel and lid can be specified in contrasting finishes.



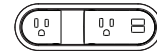
Power, Power, Power



USB-C, Power, 2 USB-A

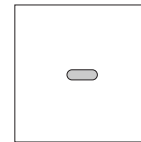


USB-C, Power, Power

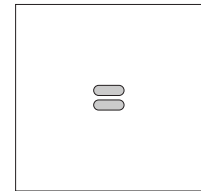


Power, Power, 2 USB-A

Four power and USB configurations are available to accommodate a variety of user needs.



Single



Stacked

CC grommet is available in either single or stacked configurations.

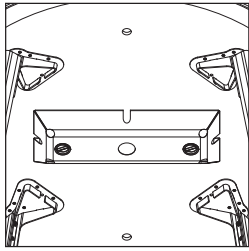
▶ See *Verlay Grommet Availability Matrix*, page 418

Power infeed for CC grommet is available as cord and plug or hardwired. Cord and plug version has a 9' cord.

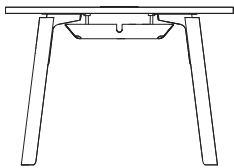
Hardwire is available in 72" or 144" conduit length options.

Tables with three or more CC grommets include a junction box which mounts to the underside of the worksurface and replaces the infeed. Electrician supplied conduit feeds the junction box and connects to the hardwire conduit of the grommet electrical system.

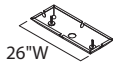
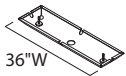
Verlay Collaboration Tables, continued



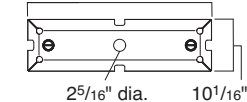
Wire management tray for CC grommet attaches to the underside of the table. The tray houses the CC grommet power squid box and manages cables. Cables can route out of the tray through side access holes or bottom center hole.



Plastic knobs allow the tray to drop and tilt for easy access to the contents of the tray.

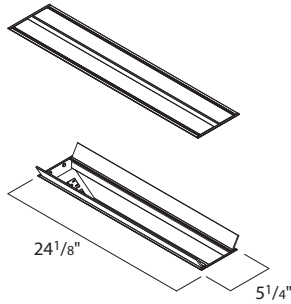


varies with table width



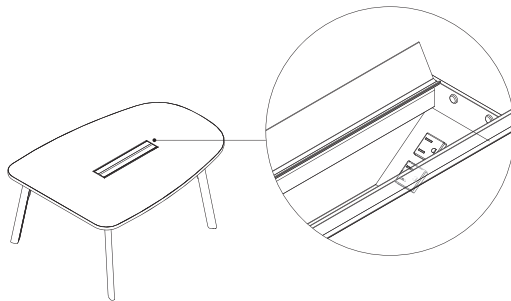
Number of trays and tray size varies based on table size and number of CC grommets. Tray sizes are 20"W, 26"W, and 36"W.

Tip: Wire management tray is only included when CC grommet is specified and is not available on square tables less than 48" and round tables less than 54".

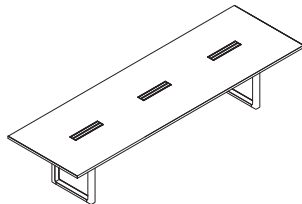


Long grommet features two metal hinged doors that allow for access to power and data tray.

Long grommet has an internal depth of 3¹/₂". Below the worksurface depth extends to 4¹/₂". This includes the added dimension of power outlet boxes.



The tray includes four power receptacles and two cutouts for modular data housings located at each end of the tray.



Number of long grommets can be specified from one to four but is dependent on table size.

▶ See *Verlay Grommet Availability Matrix*, page 418

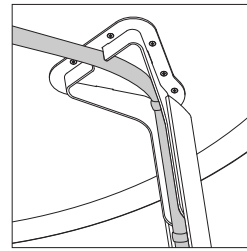
Power infeed for long grommet is available as cord and plug or hardwired.

Cord and plug version has a 9' cord.

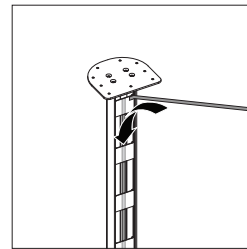
Hardwire conduit is 72" or 144".

Tables with two or more metal grommets include a junction box which mounts to the underside of the worksurface and replaces the infeed. Electrician supplied conduit feeds the junction box and connects to the hardwire conduit of the grommet electrical system.

Interior of tray is accessible by the user and has ample room to manage cords and power bricks.



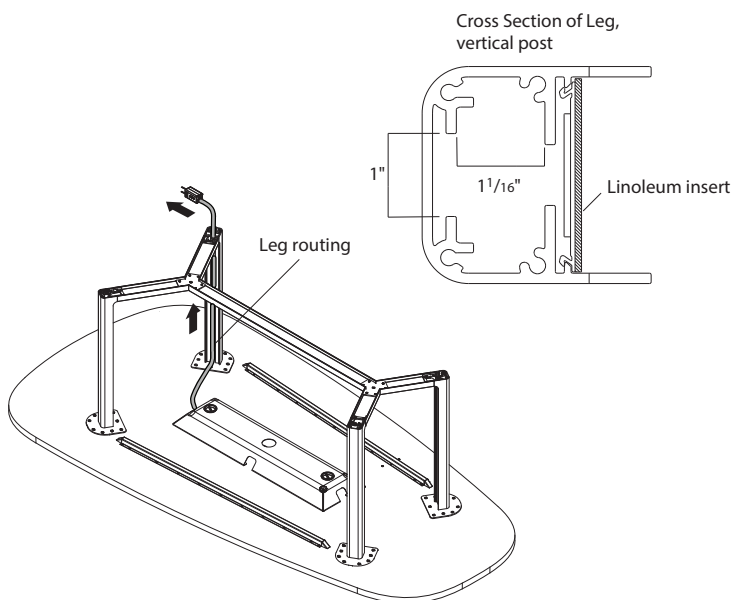
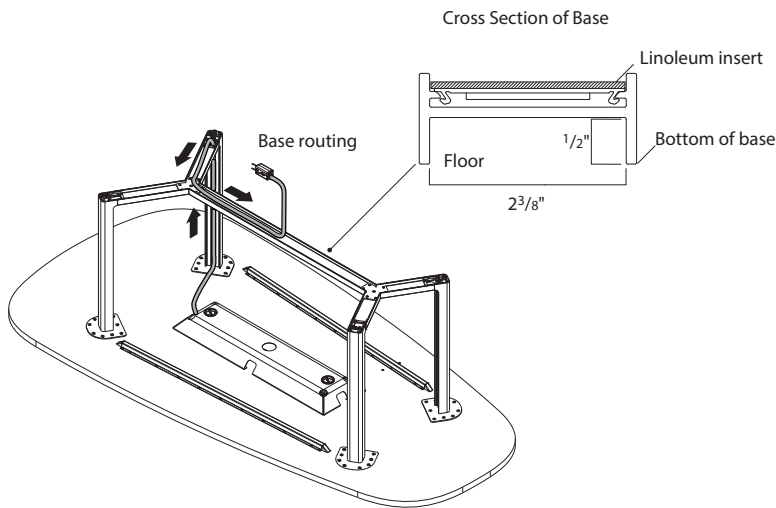
Black mesh cable manager with velcro attachment manages cables down the inside of wood leg tables. Leg features a routing for cable manager to nest. Cable manager ships standard with wood leg tables.



Interior of metal legs allow for cable routing concealed by the linoleum insert.

Access holes at the bottom of each leg

allows cables to exit. When fully recessed, glides allow cables to route from underneath the leg. One leg will accommodate grommet power cord or hardwire conduit. Each other leg can house either one power cord or up to three category six cables.



Parametric Sizes

Parametric dimensions are available on Verlay tables.

Tables are available in 1/16" increments with the following exceptions:

- Softened shape tables with laminate tops are only available in 3" increments.
- Standing-height tables are not available parametrically.

Surface Material

Table top

- Laminate
- Wood veneer
- Customiz stain (optional on wood)
- Full-fill finish (optional on wood)

Edge profile

- Plastic edge on laminate tops with 3 mm and slice edge
- Wood veneer edge on wood veneer tops with 3 mm or slice edge
- Solid wood edge on wood veneer

Laser edge band

finishes (for laminate table tops with square corners and slice edge):

- 6000 Black
- 6052 Milk
- 6053 Seagull
- 6213 Acacia
- 6654 Sand

Wood leg species

- Oak
- Maple
- Walnut

Tip: Leg species is driven by the natural veneer top species.

Tip: Composite veneer table tops do not provide an exact match to a solid wood leg.

Leg bracket for wood legs

- Painted metal
- PerfectMatch paint
- Lux Coatings on metal

Metal legs

- Painted metal
- PerfectMatch paint
- Lux Coatings on metal

Metal leg insert

- Furniture grade linoleum

CC grommet

- Painted metal bezel and lid
- Lux Coatings on metal bezel and lid
- 6527 Merle plastic power insert

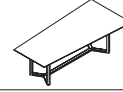
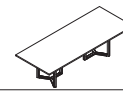
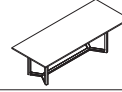
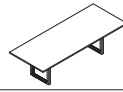
Long grommet

- Silver metallic painted metal doors
- Black power insert

Verlay Leg Configurations



| Modular Width | Parametric Width | Wood Leg | Wood Standing Leg | X-Leg |
|---|--|----------|-------------------|-------|
| Round Tables | | | | |
| 42" | 42"- 47 ¹⁵ / ₁₆ " | YES | N.A. | YES |
| 48" | 48"- 53 ¹⁵ / ₁₆ " | YES | N.A. | YES |
| 54" | 54"- 59 ¹⁵ / ₁₆ " | YES | N.A. | YES |
| 60" | 60" | YES | N.A. | YES |
| Gumdrop Tables | | | | |
| 42" | 42"- 47 ¹⁵ / ₁₆ " | YES | N.A. | N.A. |
| 48" | 48"- 53 ¹⁵ / ₁₆ " | YES | N.A. | N.A. |
| 54" | 54"- 59 ¹⁵ / ₁₆ " | YES | N.A. | N.A. |
| 60" | 60"- 65 ¹⁵ / ₁₆ " | YES | N.A. | N.A. |
| 66" | 66" | YES | N.A. | N.A. |
| Square Tables, Straight Shape | | | | |
| 42" | 42"- 47 ¹⁵ / ₁₆ " | YES | YES | YES |
| 48" | 48"- 53 ¹⁵ / ₁₆ " | YES | YES | YES |
| 54" | 54"- 59 ¹⁵ / ₁₆ " | N.A. | N.A. | YES |
| 60" | 60" | N.A. | N.A. | YES |
| Square Tables, Softened Shape | | | | |
| 42" | 42"- 47 ¹⁵ / ₁₆ " | YES | N.A. | YES |
| 48" | 48"- 53 ¹⁵ / ₁₆ " | YES | N.A. | YES |
| 54" | 54"- 59 ¹⁵ / ₁₆ " | N.A. | N.A. | YES |
| 60" | 60" | N.A. | N.A. | YES |
| Rectangle Tables, Straight Shape | | | | |
| 66" | 66"- 71 ¹⁵ / ₁₆ " | N.A. | N.A. | N.A. |
| 72" | 72"- 83 ¹⁵ / ₁₆ " | YES | N.A. | N.A. |
| 84" | 84"-95 ¹⁵ / ₁₆ " | YES | N.A. | N.A. |
| 96" | 96"- 101 ¹⁵ / ₁₆ " | YES | YES | N.A. |
| | 102"-107 ¹⁵ / ₁₆ " | N.A. | N.A. | N.A. |
| 108" | 108"-119 ¹⁵ / ₁₆ " | N.A. | N.A. | N.A. |
| 120" | 120"-143 ¹⁵ / ₁₆ " | N.A. | N.A. | N.A. |
| 144" | 144"-149 ¹⁵ / ₁₆ " | N.A. | N.A. | N.A. |
| | 150"-167 ¹⁵ / ₁₆ " | N.A. | N.A. | N.A. |
| 168" | 168"-191 ¹⁵ / ₁₆ " | N.A. | N.A. | N.A. |
| 192" | 192"-203 ¹⁵ / ₁₆ " | N.A. | N.A. | N.A. |
| | 204"-215 ¹⁵ / ₁₆ " | N.A. | N.A. | N.A. |
| 216" | 216" | N.A. | N.A. | N.A. |



| Modular Width | Parametric Width | U-Leg | Trestle Leg | Split Trestle Leg | Asymmetrical Trestle Leg |
|---------------|------------------|-------|-------------|-------------------|--------------------------|
|---------------|------------------|-------|-------------|-------------------|--------------------------|

Round Tables

| | | | | | |
|-----|--|------|------|------|------|
| 42" | 42" - 47 ¹⁵ / ₁₆ " | N.A. | N.A. | N.A. | N.A. |
| 48" | 48" - 53 ¹⁵ / ₁₆ " | N.A. | N.A. | N.A. | N.A. |
| 54" | 54" - 59 ¹⁵ / ₁₆ " | N.A. | N.A. | N.A. | N.A. |
| 60" | 60" | N.A. | N.A. | N.A. | N.A. |

Gumdrop Tables

| | | | | | |
|-----|--|------|------|------|------|
| 42" | 42" - 47 ¹⁵ / ₁₆ " | N.A. | N.A. | N.A. | N.A. |
| 48" | 48" - 53 ¹⁵ / ₁₆ " | N.A. | N.A. | N.A. | N.A. |
| 54" | 54" - 59 ¹⁵ / ₁₆ " | N.A. | N.A. | N.A. | N.A. |
| 60" | 60" - 65 ¹⁵ / ₁₆ " | N.A. | N.A. | N.A. | N.A. |
| 66" | 66" | N.A. | N.A. | N.A. | N.A. |

Square Tables, Straight Shape

| | | | | | |
|-----|--|------|------|------|------|
| 42" | 42" - 47 ¹⁵ / ₁₆ " | N.A. | N.A. | N.A. | N.A. |
| 48" | 48" - 53 ¹⁵ / ₁₆ " | N.A. | N.A. | N.A. | N.A. |
| 54" | 54" - 59 ¹⁵ / ₁₆ " | N.A. | N.A. | N.A. | N.A. |
| 60" | 60" | N.A. | N.A. | N.A. | N.A. |

Square Tables, Softened Shape

| | | | | | |
|-----|--|------|------|------|------|
| 42" | 42" - 47 ¹⁵ / ₁₆ " | N.A. | N.A. | N.A. | N.A. |
| 48" | 48" - 53 ¹⁵ / ₁₆ " | N.A. | N.A. | N.A. | N.A. |
| 54" | 54" - 59 ¹⁵ / ₁₆ " | N.A. | N.A. | N.A. | N.A. |
| 60" | 60" | N.A. | N.A. | N.A. | N.A. |

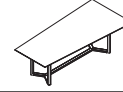
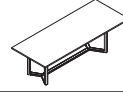
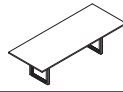
Rectangle Tables, Straight Shape

| | | | | | |
|------|--|---|----------------|----------------|------|
| 66" | 66" - 71 ¹⁵ / ₁₆ " | 2 | N.A. | N.A. | N.A. |
| 72" | 72" - 83 ¹⁵ / ₁₆ " | 2 | N.A. | N.A. | N.A. |
| 84" | 84" - 95 ¹⁵ / ₁₆ " | 2 | N.A. | N.A. | N.A. |
| 96" | 96" - 101 ¹⁵ / ₁₆ " | 2 | 42"D-48"D only | N.A. | N.A. |
| | 102" - 107 ¹⁵ / ₁₆ " | 3 | 42"D-48"D only | N.A. | N.A. |
| 108" | 108" - 119 ¹⁵ / ₁₆ " | 3 | 42"D-48"D only | N.A. | N.A. |
| 120" | 120" - 143 ¹⁵ / ₁₆ " | 3 | 42"D-48"D only | 42"D-48"D only | N.A. |
| 144" | 144" - 149 ¹⁵ / ₁₆ " | 3 | N.A. | 42"D-48"D only | N.A. |
| | 150" - 167 ¹⁵ / ₁₆ " | 4 | N.A. | N.A. | N.A. |
| 168" | 168" - 191 ¹⁵ / ₁₆ " | 4 | N.A. | N.A. | N.A. |
| 192" | 192" - 203 ¹⁵ / ₁₆ " | 4 | N.A. | N.A. | N.A. |
| | 204" - 215 ¹⁵ / ₁₆ " | 5 | N.A. | N.A. | N.A. |
| 216" | 216" | 5 | N.A. | N.A. | N.A. |

Verlay Leg Configurations, continued



| Modular Width | Parametric Width | Wood Leg | Wood Standing Leg | X-Leg |
|---|--|----------|-------------------|-------|
| Rectangle Tables, Softened Shape | | | | |
| 66" | 66"-71 ¹⁵ / ₁₆ " | N.A. | N.A. | N.A. |
| 72" | 72"-83 ¹⁵ / ₁₆ " | YES | N.A. | N.A. |
| 84" | 84"-95 ¹⁵ / ₁₆ " | YES | N.A. | N.A. |
| 96" | 96"-101 ¹⁵ / ₁₆ " | YES | N.A. | N.A. |
| | 102"-107 ¹⁵ / ₁₆ " | N.A. | N.A. | N.A. |
| 108" | 108"-119 ¹⁵ / ₁₆ " | N.A. | N.A. | N.A. |
| 120" | 120"-143 ¹⁵ / ₁₆ " | N.A. | N.A. | N.A. |
| 144" | 144"-149 ¹⁵ / ₁₆ " | N.A. | N.A. | N.A. |
| | 150"-167 ¹⁵ / ₁₆ " | N.A. | N.A. | N.A. |
| 168" | 168"-191 ¹⁵ / ₁₆ " | N.A. | N.A. | N.A. |
| 192" | 192"-203 ¹⁵ / ₁₆ " | N.A. | N.A. | N.A. |
| | 204"-215 ¹⁵ / ₁₆ " | N.A. | N.A. | N.A. |
| 216" | 216" | N.A. | N.A. | N.A. |
| Sightline Tables, Straight Shape | | | | |
| 72" | 72"-95 ¹⁵ / ₁₆ " | YES | N.A. | N.A. |
| 96" | 96"-107 ¹⁵ / ₁₆ " | YES | N.A. | N.A. |
| 108" | 108"-119 ¹⁵ / ₁₆ " | N.A. | N.A. | N.A. |
| 120" | 120" | N.A. | N.A. | N.A. |
| Sightline Tables, Softened Shape | | | | |
| 72" | 72"-95 ¹⁵ / ₁₆ " | YES | N.A. | N.A. |
| 96" | 96"-107 ¹⁵ / ₁₆ " | YES | N.A. | N.A. |
| 108" | 108"-119 ¹⁵ / ₁₆ " | N.A. | N.A. | N.A. |
| 120" | 120" | N.A. | N.A. | N.A. |



| Modular Width | Parametric Width | U-Leg | Trestle Leg | Split Trestle Leg | Asymmetrical Trestle Leg |
|---------------|------------------|-------|-------------|-------------------|--------------------------|
|---------------|------------------|-------|-------------|-------------------|--------------------------|

Rectangle Tables, Softened Shape

| | | | | | |
|------|--|------|----------------|----------------|------|
| 66" | 66"-71 ¹⁵ / ₁₆ " | N.A. | N.A. | N.A. | N.A. |
| 72" | 72"-83 ¹⁵ / ₁₆ " | N.A. | N.A. | N.A. | N.A. |
| 84" | 84"-95 ¹⁵ / ₁₆ " | N.A. | N.A. | N.A. | N.A. |
| 96" | 96"-101 ¹⁵ / ₁₆ " | N.A. | 42"D-48"D only | N.A. | N.A. |
| | 102"-107 ¹⁵ / ₁₆ " | N.A. | 42"D-48"D only | N.A. | N.A. |
| 108" | 108"-119 ¹⁵ / ₁₆ " | N.A. | 42"D-48"D only | N.A. | N.A. |
| 120" | 120"-143 ¹⁵ / ₁₆ " | N.A. | 42"D-48"D only | 42"D-48"D only | N.A. |
| 144" | 144"-149 ¹⁵ / ₁₆ " | N.A. | N.A. | 42"D-48"D only | N.A. |
| | 150"-167 ¹⁵ / ₁₆ " | N.A. | N.A. | N.A. | N.A. |
| 168" | 168"-191 ¹⁵ / ₁₆ " | N.A. | N.A. | N.A. | N.A. |
| 192" | 192"-203 ¹⁵ / ₁₆ " | N.A. | N.A. | N.A. | N.A. |
| | 204"-215 ¹⁵ / ₁₆ " | N.A. | N.A. | N.A. | N.A. |
| 216" | 216" | N.A. | N.A. | N.A. | N.A. |























Sightline Tables, Straight Shape

| | | | | | |
|------|--|------|------|------|------|
| 72" | 72"-95 ¹⁵ / ₁₆ " | N.A. | N.A. | N.A. | N.A. |
| 96" | 96"-107 ¹⁵ / ₁₆ " | N.A. | N.A. | N.A. | YES |
| 108" | 108"-119 ¹⁵ / ₁₆ " | N.A. | N.A. | N.A. | YES |
| 120" | 120" | N.A. | N.A. | N.A. | YES |


Sightline Tables, Softened Shape

| | | | | | |
|------|--|------|------|------|------|
| 72" | 72"-95 ¹⁵ / ₁₆ " | N.A. | N.A. | N.A. | N.A. |
| 96" | 96"-107 ¹⁵ / ₁₆ " | N.A. | N.A. | N.A. | YES |
| 108" | 108"-119 ¹⁵ / ₁₆ " | N.A. | N.A. | N.A. | YES |
| 120" | 120" | N.A. | N.A. | N.A. | YES |

Verlay Grommet Availability Matrix

| Modular Width | CC Grommets | | | | | |
|--------------------------------------|---|---|-------|------|------|-------|
| | One | Two | Three | Four | Six | Eight |
| Round Tables | | | | | | |
| 42" |  | N.A. | N.A. | N.A. | N.A. | N.A. |
| 48" |  | N.A. | N.A. | N.A. | N.A. | N.A. |
| 54" |  |  | N.A. | N.A. | N.A. | N.A. |
| 60" |  |  | N.A. | N.A. | N.A. | N.A. |
| Square Tables | | | | | | |
| 42" |  | N.A. | N.A. | N.A. | N.A. | N.A. |
| 48" |  | N.A. | N.A. | N.A. | N.A. | N.A. |
| 54" |  |  | N.A. | N.A. | N.A. | N.A. |
| 60" |  |  | N.A. | N.A. | N.A. | N.A. |
| Square Tables, Softened Shape | | | | | | |
| 42" |  | N.A. | N.A. | N.A. | N.A. | N.A. |
| 48" |  | N.A. | N.A. | N.A. | N.A. | N.A. |
| 54" |  |  | N.A. | N.A. | N.A. | N.A. |
| 60" |  |  | N.A. | N.A. | N.A. | N.A. |
| Gumdrop Tables | | | | | | |
| 42" |  | N.A. | N.A. | N.A. | N.A. | N.A. |
| 48" |  | N.A. | N.A. | N.A. | N.A. | N.A. |
| 54" |  |  | N.A. | N.A. | N.A. | N.A. |
| 60" |  |  | N.A. | N.A. | N.A. | N.A. |
| 66" |  |  | N.A. | N.A. | N.A. | N.A. |

Tip: For parametric sized tops, refer to the next smallest size for grommets, however, some exceptions apply. For exceptions, refer to CET/SmartTools or electronic catalog for specific sizes.

| Modular Width | Long Grommets | | | |
|--------------------------------------|---|------|-------|------|
| | One | Two | Three | Four |
| Round Tables | | | | |
| 42" | N.A. | N.A. | N.A. | N.A. |
| 48" | N.A. | N.A. | N.A. | N.A. |
| 54" | N.A. | N.A. | N.A. | N.A. |
| 60" | N.A. | N.A. | N.A. | N.A. |
| Square Tables | | | | |
| 42" | N.A. | N.A. | N.A. | N.A. |
| 48" | N.A. | N.A. | N.A. | N.A. |
| 54" | N.A. | N.A. | N.A. | N.A. |
| 60" | N.A. | N.A. | N.A. | N.A. |
| Square Tables, Softened Shape | | | | |
| 72" | N.A. | N.A. | N.A. | N.A. |
| 96" | N.A. | N.A. | N.A. | N.A. |
| 108" | N.A. | N.A. | N.A. | N.A. |
| 120" | N.A. | N.A. | N.A. | N.A. |
| Gumdrop Tables | | | | |
| 42" | N.A. | N.A. | N.A. | N.A. |
| 48" | N.A. | N.A. | N.A. | N.A. |
| 54" | N.A. | N.A. | N.A. | N.A. |
| 60" | N.A. | N.A. | N.A. | N.A. |
| 66" |  | N.A. | N.A. | N.A. |









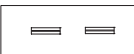






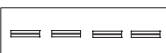







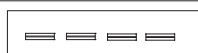












Verlay Grommet Availability Matrix, continued

| Modular Width | CC Grommets | | | | | |
|--|-------------|------|-------|------|-------|---------|
| | One | Two | Three | Four | Six | Eight |
| Rectangle Tables, Straight | | | | | | |
| 72" | - * | - - | N.A. | = = | N.A. | N.A. |
| 84" | - * | - - | N.A. | = = | N.A. | N.A. |
| 96" | - * | - - | - - - | = = | N.A. | N.A. |
| 108" (size available in metal legs only) | N.A. | - - | - - - | = = | N.A. | N.A. |
| 120" (size available in metal legs only) | N.A. | - - | - - - | = = | N.A. | N.A. |
| 144" (size available in metal legs only) | N.A. | N.A. | - - - | = = | = = = | N.A. |
| 168" (size available in metal legs only) | N.A. | N.A. | - - - | = = | = = = | N.A. |
| 192" (size available in metal legs only) | N.A. | N.A. | - - - | = = | = = = | = = = = |
| 216" (size available in metal legs only) | N.A. | N.A. | - - - | = = | = = = | = = = = |
| Rectangle Tables, Softened | | | | | | |
| 72" | - * | - - | N.A. | N.A. | N.A. | N.A. |
| 84" | - * | - - | N.A. | = = | N.A. | N.A. |
| 96" | - * | - - | - - - | = = | N.A. | N.A. |
| 108" (size available in metal legs only) | N.A. | - - | - - - | = = | N.A. | N.A. |
| 120" (size available in metal legs only) | N.A. | - - | - - - | = = | N.A. | N.A. |
| 144" (size available in metal legs only) | N.A. | N.A. | - - - | = = | = = = | N.A. |

*Wood legs only

**Metal legs only

Tip: For parametric sized tops, refer to the next smallest size for grommets, however, some exceptions apply. For exceptions, refer to CET/SmartTools or electronic catalog for specific sizes.

| Modular Width | Long Grommets | | | |
|---|---|--|--|---|
| | One | Two | Three | Four |
| Rectangle Tables | | | | |
| 66" |  | N.A. | N.A. | N.A. |
| 72" |  | N.A. | N.A. | N.A. |
| 84" |  | N.A. | N.A. | N.A. |
| 96" |  |  | N.A. | N.A. |
| 108" (size available in metal legs only) |  |  | N.A. | N.A. |
| 120" (size available in metal legs only) |  |  | N.A. | N.A. |
| 144" (size available in metal legs only) |  |  |  | N.A. |
| 168" (size available in metal legs only) |  |  |  |  |
| 192" (size available in metal legs only) |  |  |  |  |
| 216" (size available in metal legs only) |  |  |  |  |
| Rectangle Tables, Softened | | | | |
| 66" (grommet available in wood legs only) |  | N.A. | N.A. | N.A. |
| 72" (grommet available in wood legs only) |  | N.A. | N.A. | N.A. |
| 84" (grommet available in wood legs only) |  | N.A. | N.A. | N.A. |
| 96" |  |  ** | N.A. | N.A. |
| 108" (size available in metal legs only) |  |  ** | N.A. | N.A. |
| 120" (size available in metal legs only) |  |  | N.A. | N.A. |
| 144" (size available in metal legs only) |  |  * |  * | N.A. |

*Exception: Available with trestle base only







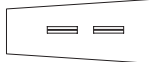



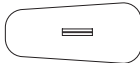
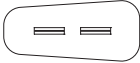


**Exception: Available with split trestle base only

Verlay Grommet Availability Matrix, continued

| Modular Width | CC Grommets | | | | | |
|---|-------------|-----|-------|------|------|-------|
| | One | Two | Three | Four | Six | Eight |
| Sightline Tables, Straight Shape | | | | | | |
| 72"W (size available in wood legs only) | | | N.A. | N.A. | N.A. | N.A. |
| 96"W | | | | | N.A. | N.A. |
| 108"W (size available in metal legs only) | N.A. | | | | N.A. | N.A. |
| 120"W (size available in metal legs only) | N.A. | | | | N.A. | N.A. |
| Sightline Tables, Softened Shape | | | | | | |
| 72"W (size available in wood legs only) | | | N.A. | N.A. | N.A. | N.A. |
| 96"W | | | | | N.A. | N.A. |
| 108"W (size available in metal legs only) | N.A. | | | | N.A. | N.A. |
| 120"W (size available in metal legs only) | N.A. | | | | N.A. | N.A. |

*Wood legs only

Tip: For parametric sized tops, refer to the next smallest size for grommets, however, some exceptions apply. For exceptions, refer to CET/SmartTools or electronic catalog for specific sizes.

| Modular Width | Long Grommets | | | |
|---|--|--|-------|------|
| | One | Two | Three | Four |
| Sightline Tables, Straight Shape | | | | |
| 72"W (size available in wood legs only) |  | N.A. | N.A. | N.A. |
| 96"W |  |  | N.A. | N.A. |
| 108"W (size available in metal legs only) |  |  | N.A. | N.A. |
| 120"W (size available in metal legs only) |  |  | N.A. | N.A. |
| Sightline Tables, Softened Shape | | | | |
| 72"W (size available in wood legs only) |  | N.A. | N.A. | N.A. |
| 96"W |  |  | N.A. | N.A. |
| 108"W (size available in metal legs only) |  |  | N.A. | N.A. |
| 120"W (size available in metal legs only) |  |  | N.A. | N.A. |

Seated-Height Round Tables

With Wood Legs



| Standard Includes | | Required to Specify |
|--|---|---|
| <ul style="list-style-type: none"> ▶ Need help? Product details, page 408 | <ul style="list-style-type: none"> • Top: High-Pressure Laminate price group 1 with 3 mm plastic edge • Long grain direction • Solid wood legs: maple • Leg bracket: paint price group 1 • Black mesh cable manager with velcro attachment | <ol style="list-style-type: none"> 1 Style number 2 Size option (see below under Required Selections) 3 Diameter (see below under Required Selections) 4 Edge profile (see below under Required Selections) 5 Laminate color number for top, if selected 6 Plastic color number for 3 mm plastic edge, if selected 7 Paint color number for leg bracket 8 Options, if selected (see below) <p>▶ See <i>Surface Materials</i>, page 460.</p> |

| Required Selections | U.S. Price | Required to Specify | | | | | | | | | | | | | | | | | | | | |
|--|---|---|-------------------|--|------------|---|-----------------|-------------------|------------|---|-----------------|-------------------|------------|---|-----------------|-------------------|------------|------------|-----------------|-------------------|--|--|
| Size Option <ul style="list-style-type: none"> • Modular • Parametric | No cost No cost | Specify <i>with modular</i> . Specify <i>with parametric</i> . | | | | | | | | | | | | | | | | | | | | |
| Diameter <table border="0"> <tr> <th>Modular</th> <th>Parametric</th> <th></th> <th></th> </tr> <tr> <td>• 42" Dia.</td> <td>• 42"–47¹⁵/₁₆" Dia.</td> <td>Prices at right</td> <td>Specify diameter.</td> </tr> <tr> <td>• 48" Dia.</td> <td>• 48"–53¹⁵/₁₆" Dia.</td> <td>Prices at right</td> <td>Specify diameter.</td> </tr> <tr> <td>• 54" Dia.</td> <td>• 54"–59¹⁵/₁₆" Dia.</td> <td>Prices at right</td> <td>Specify diameter.</td> </tr> <tr> <td>• 60" Dia.</td> <td>• 60" Dia.</td> <td>Prices at right</td> <td>Specify diameter.</td> </tr> </table> | Modular | Parametric | | | • 42" Dia. | • 42"–47 ¹⁵ / ₁₆ " Dia. | Prices at right | Specify diameter. | • 48" Dia. | • 48"–53 ¹⁵ / ₁₆ " Dia. | Prices at right | Specify diameter. | • 54" Dia. | • 54"–59 ¹⁵ / ₁₆ " Dia. | Prices at right | Specify diameter. | • 60" Dia. | • 60" Dia. | Prices at right | Specify diameter. | | |
| Modular | Parametric | | | | | | | | | | | | | | | | | | | | | |
| • 42" Dia. | • 42"–47 ¹⁵ / ₁₆ " Dia. | Prices at right | Specify diameter. | | | | | | | | | | | | | | | | | | | |
| • 48" Dia. | • 48"–53 ¹⁵ / ₁₆ " Dia. | Prices at right | Specify diameter. | | | | | | | | | | | | | | | | | | | |
| • 54" Dia. | • 54"–59 ¹⁵ / ₁₆ " Dia. | Prices at right | Specify diameter. | | | | | | | | | | | | | | | | | | | |
| • 60" Dia. | • 60" Dia. | Prices at right | Specify diameter. | | | | | | | | | | | | | | | | | | | |

| | | |
|--|--------------------|---|
| Edge Profile, 3 mm Plastic or Wood Veneer <ul style="list-style-type: none"> • 3 mm plastic edge • 3 mm wood edge | No cost No cost | Specify <i>with 3 mm plastic edge</i> . Specify <i>with 3 mm wood edge</i> . |
|--|--------------------|---|

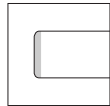
| Edge Profile, Slice Plastic or Wood Veneer <table border="0"> <tr> <th>Modular</th> <th>Parametric</th> <th></th> <th></th> </tr> <tr> <td>• 42" Dia.</td> <td>• 42"–47¹⁵/₁₆" Dia.</td> <td>+\$331</td> <td>Specify <i>with slice plastic or wood edge</i>.</td> </tr> <tr> <td>• 48" Dia.</td> <td>• 48"–53¹⁵/₁₆" Dia.</td> <td>+\$363</td> <td>Specify <i>with slice plastic or wood edge</i>.</td> </tr> <tr> <td>• 54" Dia.</td> <td>• 54"–59¹⁵/₁₆" Dia.</td> <td>+\$397</td> <td>Specify <i>with slice plastic or wood edge</i>.</td> </tr> <tr> <td>• 60" Dia.</td> <td>• 60" Dia.</td> <td>+\$462</td> <td>Specify <i>with slice plastic or wood edge</i>.</td> </tr> </table> | Modular | Parametric | | | • 42" Dia. | • 42"–47 ¹⁵ / ₁₆ " Dia. | +\$331 | Specify <i>with slice plastic or wood edge</i> . | • 48" Dia. | • 48"–53 ¹⁵ / ₁₆ " Dia. | +\$363 | Specify <i>with slice plastic or wood edge</i> . | • 54" Dia. | • 54"–59 ¹⁵ / ₁₆ " Dia. | +\$397 | Specify <i>with slice plastic or wood edge</i> . | • 60" Dia. | • 60" Dia. | +\$462 | Specify <i>with slice plastic or wood edge</i> . | | |
|--|---|------------|--|--|------------|---|--------|--|------------|---|--------|--|------------|---|--------|--|------------|------------|--------|--|--|--|
| Modular | Parametric | | | | | | | | | | | | | | | | | | | | | |
| • 42" Dia. | • 42"–47 ¹⁵ / ₁₆ " Dia. | +\$331 | Specify <i>with slice plastic or wood edge</i> . | | | | | | | | | | | | | | | | | | | |
| • 48" Dia. | • 48"–53 ¹⁵ / ₁₆ " Dia. | +\$363 | Specify <i>with slice plastic or wood edge</i> . | | | | | | | | | | | | | | | | | | | |
| • 54" Dia. | • 54"–59 ¹⁵ / ₁₆ " Dia. | +\$397 | Specify <i>with slice plastic or wood edge</i> . | | | | | | | | | | | | | | | | | | | |
| • 60" Dia. | • 60" Dia. | +\$462 | Specify <i>with slice plastic or wood edge</i> . | | | | | | | | | | | | | | | | | | | |

| Edge Profile, Drop Wood Edge <table border="0"> <tr> <th>Modular</th> <th>Parametric</th> <th></th> <th></th> </tr> <tr> <td>• 42" Dia.</td> <td>• 42"–47¹⁵/₁₆" Dia.</td> <td>+\$530</td> <td>Specify <i>with drop wood edge</i>.</td> </tr> <tr> <td>• 48" Dia.</td> <td>• 48"–53¹⁵/₁₆" Dia.</td> <td>+\$562</td> <td>Specify <i>with drop wood edge</i>.</td> </tr> <tr> <td>• 54" Dia.</td> <td>• 54"–59¹⁵/₁₆" Dia.</td> <td>+\$595</td> <td>Specify <i>with drop wood edge</i>.</td> </tr> <tr> <td>• 60" Dia.</td> <td>• 60" Dia.</td> <td>+\$662</td> <td>Specify <i>with drop wood edge</i>.</td> </tr> </table> | Modular | Parametric | | | • 42" Dia. | • 42"–47 ¹⁵ / ₁₆ " Dia. | +\$530 | Specify <i>with drop wood edge</i> . | • 48" Dia. | • 48"–53 ¹⁵ / ₁₆ " Dia. | +\$562 | Specify <i>with drop wood edge</i> . | • 54" Dia. | • 54"–59 ¹⁵ / ₁₆ " Dia. | +\$595 | Specify <i>with drop wood edge</i> . | • 60" Dia. | • 60" Dia. | +\$662 | Specify <i>with drop wood edge</i> . | | |
|--|---|------------|--------------------------------------|--|------------|---|--------|--------------------------------------|------------|---|--------|--------------------------------------|------------|---|--------|--------------------------------------|------------|------------|--------|--------------------------------------|--|--|
| Modular | Parametric | | | | | | | | | | | | | | | | | | | | | |
| • 42" Dia. | • 42"–47 ¹⁵ / ₁₆ " Dia. | +\$530 | Specify <i>with drop wood edge</i> . | | | | | | | | | | | | | | | | | | | |
| • 48" Dia. | • 48"–53 ¹⁵ / ₁₆ " Dia. | +\$562 | Specify <i>with drop wood edge</i> . | | | | | | | | | | | | | | | | | | | |
| • 54" Dia. | • 54"–59 ¹⁵ / ₁₆ " Dia. | +\$595 | Specify <i>with drop wood edge</i> . | | | | | | | | | | | | | | | | | | | |
| • 60" Dia. | • 60" Dia. | +\$662 | Specify <i>with drop wood edge</i> . | | | | | | | | | | | | | | | | | | | |

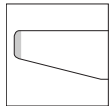
| Options | U.S. Price | Required to Specify |
|---|--|---|
| Surface Materials <ul style="list-style-type: none"> • High-Pressure Laminate price group 2 • High-Pressure Laminate price group 3 • Open Line laminate (OLL) | See information at left See information at left +\$102 plus cost of laminate | Specify High-Pressure Laminate color number. Specify High-Pressure Laminate color number. ▶ See <i>Surface Materials Reference Manual</i> . |

| | | |
|--|--|---|
| <ul style="list-style-type: none"> • Wood group 1 • Wood group 2 • Wood group 3 • Customiz stain | Prices at right Prices at right Prices at right No cost | Specify wood color number. Specify wood color number. Specify wood color number. Specify <i>with Customiz stain</i> . ▶ See <i>Surface Materials Reference Manual</i> . |
| <ul style="list-style-type: none"> • Full-fill finish on wood group 1 | Prices at right | Specify full-fill finish number. |

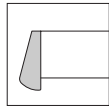
▶ Options, continued on next page



3 mm Edge, Plastic or Wood Veneer



Slice Edge, Plastic or Wood Veneer



Drop Edge, Solid Wood

Tip: Wood edge finish will match top finish.

For laminate group 2 and 3 pricing, please refer to the electronic catalog or SmartTools.



For Canadian Pricing
 Multiply U.S. Price by the Canadian price factor.
 ▶ See page 1 for details.

► Options, continued from previous page

| Options | U.S. Price | Required to Specify |
|---|--|---|
| Surface Materials, continued | | |
| Leg species | | |
| • Maple | No cost | Specify maple finish number. |
| • Oak | +\$198 | Specify oak finish number. |
| • Walnut | +\$264 | Specify walnut finish number. |
| Leg bracket | | |
| • Paint price group 1 | No cost | Specify paint color number. |
| • Paint price group 2 | +\$109 | Specify paint color number. |
| • Paint price group 3 | +\$193 | Specify paint color number. |
| CC grommet | | |
| • Paint price group 1 | No cost | Specify paint color number. |
| • Paint price group 2 | +\$ 19 | Specify paint color number. |
| • Paint price group 3 | +\$ 27 | Specify paint color number. |
| CC grommet lid | | |
| • Paint price group 1 | No cost | Specify paint color number. |
| • Paint price group 2 | +\$ 9 | Specify paint color number. |
| • Paint price group 3 | +\$ 22 | Specify paint color number. |
| Grain Direction | | |
| • Long grain | No cost | Specify <i>with long grain</i> . |
| • No grain direction | No cost | Specify <i>with no grain direction</i> . |
| • Short grain | No cost | Specify <i>with short grain</i> . |
| Grommet(s) | | |
| • No grommet | No cost | Specify <i>with no grommet</i> . |
| • CC grommet | | |
| – One CC grommet | +\$198 | Specify <i>with one CC grommet</i> . |
| – Two CC grommets | +\$396 | Specify <i>with two CC grommets</i> . |
| Surface Power | Available on tables with CC grommet(s) only | |
| • Three power | +\$179 | Specify <i>with three power</i> . |
| • Two power, two USB type A | +\$331 | Specify <i>with two power, two USB type A</i> . |
| • One USB type C, two power | +\$462 | Specify <i>with one USB type C, two power</i> . |
| • One USB type C, two USB type A, one power | +\$530 | Specify <i>with one USB type C, two USB type A, one power</i> . |
| Infeed | | |
| • Plug | No cost | Specify <i>with plug</i> . |
| • Hardwire | +\$ 39 | Specify <i>with hardwire</i> . |
| Hardwire Conduit Length | | |
| • 72"L | No cost | Specify <i>with 72"L</i> . |
| • 144"L | +\$100 | Specify <i>with 144"L</i> . |

Tip: Leg finish defaults to top surface finish if top surface is a maple, oak, or walnut species. With all other species of top surface, the leg is specifiable in any finish.

Tip: Composite veneer table tops do not provide an exact match to a solid wood leg.

Tip: When OLL top surface is selected, grain direction defaults to vertical.

► See Grommet Availability Matrix, page 418.

Specification Information

| Style Number | Dimensions | | U.S. Base Prices | | Options (Add \$ to Base Price) | | |
|--------------|------------------|--|----------------------------|------------------|--------------------------------|------------------|----------------------------------|
| | Modular Diameter | Parametric Diameter | Laminate Price Group 1 Top | Wood Group 1 Top | Wood Top Group 2 | Wood Top Group 3 | Full-Fill Finish on Wood Group 1 |
| VLYRWL | 42" | 42"–47 ¹⁵ / ₁₆ " | \$5321 | \$5421 | +\$ 96 | +\$334 | +\$34 |
| | 48" | 48"–53 ¹⁵ / ₁₆ " | \$5590 | \$5723 | +\$ 96 | +\$334 | +\$34 |
| | 54" | 54"–59 ¹⁵ / ₁₆ " | \$5870 | \$6035 | +\$171 | +\$601 | +\$63 |
| | 60" | 60" | \$6163 | \$6361 | +\$171 | +\$601 | +\$63 |



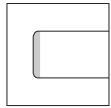
For Canadian Pricing
Multiply U.S. Price by the Canadian price factor.
► See page 1 for details.

Seated-Height Gumdrop Tables

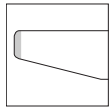
With Wood Legs



Tip: Seated-height gumdrop tables are available only in a softened shape type.



3 mm Edge, Plastic or Wood Veneer



Slice Edge, Plastic or Wood Veneer

Tip: Wood edge finish will match top finish.

Tip: Solid drop wood edge not available on softened shapes.



For Canadian Pricing

Multiply U.S. Price by the Canadian price factor.

▶ See page 1 for details.

| Standard Includes | | Required to Specify |
|--|--|---|
| ▶ Need help? Product details, page 408 | <ul style="list-style-type: none"> • Top: High-Pressure Laminate price group 1 with 3 mm plastic edge • Long grain direction • Softened shape type • Solid wood legs: maple • Leg bracket: paint price group 1 • Black mesh cable manager with velcro attachment | <ol style="list-style-type: none"> 1 Style number 2 Size option (see below under Required Selections) 3 Depth (see below under Required Selections) 4 Width (see below under Required Selections) 5 Edge profile (see below under Required Selections) 6 Laminate color number for top, if selected 7 Plastic color number for 3 mm plastic edge, if selected 8 Paint color number for leg bracket 9 Options, if selected (see below) <p>▶ See <i>Surface Materials</i>, page 460.</p> |

| Required Selections | | U.S. Price | Required to Specify | | | | | | | | | | | | |
|---|--|--------------------|---|--------|--|--------|--|------------------------------------|--|--------|--|--------|--------|---|--|
| Size Option | <ul style="list-style-type: none"> • Modular • Parametric | No cost No cost | Specify <i>with modular</i> . Specify <i>with parametric</i> . | | | | | | | | | | | | |
| Depth (Longest Side) | <table border="0"> <tr> <td>Modular</td> <td>Parametric</td> </tr> <tr> <td>• 42"D</td> <td>• 42"D–47¹⁵/₁₆"D</td> </tr> <tr> <td>• 48"D</td> <td>• 48"D</td> </tr> </table> | Modular | Parametric | • 42"D | • 42"D–47 ¹⁵ / ₁₆ "D | • 48"D | • 48"D | Prices at right Prices at right | Specify depth. Specify depth. | | | | | | |
| Modular | Parametric | | | | | | | | | | | | | | |
| • 42"D | • 42"D–47 ¹⁵ / ₁₆ "D | | | | | | | | | | | | | | |
| • 48"D | • 48"D | | | | | | | | | | | | | | |
| Width | <table border="0"> <tr> <td>Modular</td> <td>Parametric</td> </tr> <tr> <td>• 42"W</td> <td>• 42"W–47¹⁵/₁₆"W</td> </tr> <tr> <td>• 48"W</td> <td>• 48"W–53¹⁵/₁₆"W</td> </tr> <tr> <td>• 54"W</td> <td>• 54"W–59¹⁵/₁₆"W</td> </tr> <tr> <td>• 60"W</td> <td>• 60"W–65¹⁵/₁₆"W</td> </tr> <tr> <td>• 66"W</td> <td>• 66"W</td> </tr> </table> | Modular | Parametric | • 42"W | • 42"W–47 ¹⁵ / ₁₆ "W | • 48"W | • 48"W–53 ¹⁵ / ₁₆ "W | • 54"W | • 54"W–59 ¹⁵ / ₁₆ "W | • 60"W | • 60"W–65 ¹⁵ / ₁₆ "W | • 66"W | • 66"W | Prices at right Prices at right Prices at right Prices at right Prices at right | Specify width. Specify width. Specify width. Specify width. Specify width. |
| Modular | Parametric | | | | | | | | | | | | | | |
| • 42"W | • 42"W–47 ¹⁵ / ₁₆ "W | | | | | | | | | | | | | | |
| • 48"W | • 48"W–53 ¹⁵ / ₁₆ "W | | | | | | | | | | | | | | |
| • 54"W | • 54"W–59 ¹⁵ / ₁₆ "W | | | | | | | | | | | | | | |
| • 60"W | • 60"W–65 ¹⁵ / ₁₆ "W | | | | | | | | | | | | | | |
| • 66"W | • 66"W | | | | | | | | | | | | | | |
| Edge Profile, 3 mm Plastic or Wood Veneer | <ul style="list-style-type: none"> • 3 mm plastic edge • 3 mm wood edge | No cost No cost | Specify <i>with 3 mm plastic edge</i> . Specify <i>with 3 mm wood edge</i> . | | | | | | | | | | | | |
| Edge Profile, Slice Plastic or Wood Veneer | <table border="0"> <tr> <td>Modular</td> <td>Parametric</td> </tr> <tr> <td>• 42"W</td> <td>• 42"W–47¹⁵/₁₆"W</td> </tr> <tr> <td>• 48"W</td> <td>• 48"W–53¹⁵/₁₆"W</td> </tr> <tr> <td>• 54"W</td> <td>• 54"W–59¹⁵/₁₆"W</td> </tr> <tr> <td>• 60"W</td> <td>• 60"W–65¹⁵/₁₆"W</td> </tr> <tr> <td>• 66"W</td> <td>• 66"W</td> </tr> </table> | Modular | Parametric | • 42"W | • 42"W–47 ¹⁵ / ₁₆ "W | • 48"W | • 48"W–53 ¹⁵ / ₁₆ "W | • 54"W | • 54"W–59 ¹⁵ / ₁₆ "W | • 60"W | • 60"W–65 ¹⁵ / ₁₆ "W | • 66"W | • 66"W | +\$331 +\$343 +\$358 +\$370 +\$384 | Specify <i>with slice plastic or wood edge</i> . Specify <i>with slice plastic or wood edge</i> . Specify <i>with slice plastic or wood edge</i> . Specify <i>with slice plastic or wood edge</i> . Specify <i>with slice plastic or wood edge</i> . |
| Modular | Parametric | | | | | | | | | | | | | | |
| • 42"W | • 42"W–47 ¹⁵ / ₁₆ "W | | | | | | | | | | | | | | |
| • 48"W | • 48"W–53 ¹⁵ / ₁₆ "W | | | | | | | | | | | | | | |
| • 54"W | • 54"W–59 ¹⁵ / ₁₆ "W | | | | | | | | | | | | | | |
| • 60"W | • 60"W–65 ¹⁵ / ₁₆ "W | | | | | | | | | | | | | | |
| • 66"W | • 66"W | | | | | | | | | | | | | | |

For laminate group 2 and 3 pricing, please refer to the electronic catalog or SmartTools.

Tip: Leg finish defaults to top surface finish if top surface is a maple, oak, or walnut species. With all other species of top surface, the leg is specifiable in any finish.

Tip: Composite veneer table tops do not provide an exact match to a solid wood leg.

Tip: When OLL top surface is selected, grain direction defaults to vertical.

► See *Grommet Availability Matrix*, page 418.

| | Options | U.S. Price | Required to Specify |
|---|--|---|--|
| Surface Materials | High-Pressure Laminate top | | |
| | • High-Pressure Laminate price group 2 | See information at left | Specify High-Pressure Laminate color number. |
| | • High-Pressure Laminate price group 3 | See information at left | Specify High-Pressure Laminate color number. |
| | • Open Line laminate (OLL) | +\$102 plus cost of laminate | ► See <i>Surface Materials Reference Manual</i> . |
| | Wood top | | |
| | • Wood group 1 | Prices at right | Specify wood color number. |
| | • Wood group 2 | Prices at right | Specify wood color number. |
| | • Wood group 3 | Prices at right | Specify wood color number. |
| | • Customiz stain | No cost | Specify with <i>Customiz stain</i> . |
| | • Full-fill finish on wood group 1 | Prices at right | ► See <i>Surface Materials Reference Manual</i> . Specify full-fill finish number. |
| Leg species | • Maple | No cost | Specify maple finish number. |
| | • Oak | +\$198 | Specify oak finish number. |
| | • Walnut | +\$264 | Specify walnut finish number. |
| | Leg bracket | | |
| • Paint price group 1 | No cost | Specify paint color number. | |
| • Paint price group 2 | +\$109 | Specify paint color number. | |
| • Paint price group 3 | +\$193 | Specify paint color number. | |
| CC grommet | • Paint price group 1 | No cost | Specify paint color number. |
| | • Paint price group 2 | +\$ 19 | Specify paint color number. |
| | • Paint price group 3 | +\$ 27 | Specify paint color number. |
| CC grommet lid | • Paint price group 1 | No cost | Specify paint color number. |
| | • Paint price group 2 | +\$ 9 | Specify paint color number. |
| | • Paint price group 3 | +\$ 22 | Specify paint color number. |
| Grain Direction | • Long grain | No cost | Specify with <i>long grain</i> . |
| | • No grain direction | No cost | Specify with <i>no grain direction</i> . |
| | • Short grain | No cost | Specify with <i>short grain</i> . |
| Grommet(s) | • No grommet | No cost | Specify with <i>no grommet</i> . |
| | • CC grommet | | |
| | – One CC grommet | +\$198 | Specify with <i>one CC grommet</i> . |
| | – Two CC grommets | +\$396 | Specify with <i>two CC grommets</i> . |
| • Long grommet | | | |
| – One long grommet | +\$264 | Specify with <i>one long grommet</i> . | |
| Surface Power | Available on tables with CC grommet(s) only | | |
| | • Three power | +\$179 | Specify with <i>three power</i> . |
| | • Two power, two USB type A | +\$331 | Specify with <i>two power, two USB type A</i> . |
| | • One USB type C, two power | +\$462 | Specify with <i>one USB type C, two power</i> . |
| • One USB type C, two USB type A, one power | +\$530 | Specify with <i>one USB type C, two USB type A, one power</i> . | |
| Infeed | • Plug | No cost | Specify with <i>plug</i> . |
| | • Hardwire | +\$ 39 | Specify with <i>hardwire</i> . |
| Hardwire Conduit Length | • 72"L | No cost | Specify with <i>72"L</i> . |
| | • 144"L | +\$100 | Specify with <i>144"L</i> . |

► **Specification Information, on next page**



For Canadian Pricing

Multiply U.S. Price by the Canadian price factor.

► See page 1 for details.

Seated-Height Gumdrop Tables, with Wood Legs, continued

► Options, on previous page

Specification Information

| • Style Number | • Dimensions | | | | • U.S. Base Prices | | | • Options | |
|----------------|------------------------|--|-----------------|--|------------------------------|--------------------|--------------------------|-----------|------------------------------------|
| | • Depth (Longest Side) | | • Width | | • Laminate Price Group 1 Top | • Wood Group 1 Top | • (Add \$ to Base Price) | | • Full-Fill Finish on Wood Group 1 |
| | • Modular Depth | • Parametric Depth | • Modular Width | • Parametric Width | | | • Wood Top | | |
| | | | | | | • Wood Group 2 | • Wood Group 3 | | |
| VLYGDWL | 42" | 42"-47 ¹⁵ / ₁₆ " | 42" | 42"-47 ¹⁵ / ₁₆ " | \$5163 | \$5263 | +\$ 98 | +\$331 | +\$34 |
| | 42" | 42"-47 ¹⁵ / ₁₆ " | 48" | 48"-53 ¹⁵ / ₁₆ " | \$5692 | \$5825 | +\$146 | +\$344 | +\$34 |
| | 42" | 42"-47 ¹⁵ / ₁₆ " | 54" | 54"-59 ¹⁵ / ₁₆ " | \$6023 | \$6188 | +\$195 | +\$359 | +\$63 |
| | 42" | 42"-47 ¹⁵ / ₁₆ " | 60" | 60"-65 ¹⁵ / ₁₆ " | \$6353 | \$6551 | +\$243 | +\$374 | +\$63 |
| | 42" | 42"-47 ¹⁵ / ₁₆ " | 66" | 66" | \$6685 | \$6917 | +\$291 | +\$386 | +\$63 |
| | 48" | 48" | 42" | 42"-47 ¹⁵ / ₁₆ " | \$5230 | \$5395 | +\$ 98 | +\$331 | +\$34 |
| | 48" | 48" | 48" | 48"-53 ¹⁵ / ₁₆ " | \$5758 | \$5956 | +\$146 | +\$344 | +\$34 |
| | 48" | 48" | 54" | 54"-59 ¹⁵ / ₁₆ " | \$6090 | \$6322 | +\$195 | +\$359 | +\$63 |
| | 48" | 48" | 60" | 60"-65 ¹⁵ / ₁₆ " | \$6421 | \$6685 | +\$243 | +\$374 | +\$63 |
| | 48" | 48" | 66" | 66" | \$6749 | \$7048 | +\$291 | +\$386 | +\$63 |



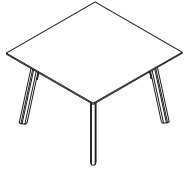
Tip: The smallest side on a gumdrop table is always 6" shorter than the longest side. For example, a 42"D table would have a 36"D tapered side.



For Canadian Pricing
 Multiply U.S. Price by the Canadian price factor.
 ► See page 1 for details.

Seated-Height Square Tables

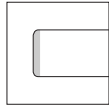
With Wood Legs



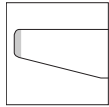
Tip: Rounded and square corner shapes are only available on tables with straight shape type, not softened shape type.

| Standard Includes | Required to Specify |
|--|--|
| <ul style="list-style-type: none"> ▶ Need help? Product details, page 408 • Top: High-Pressure Laminate price group 1 with 3 mm plastic edge • Long grain direction • Straight shape type • Solid wood legs: maple • Leg bracket: paint price group 1 • Black mesh cable manager with velcro attachment | <ol style="list-style-type: none"> 1 Style number 2 Size option (see below under Required Selections) 3 Width (see below under Required Selections) 4 Corner shape (see below under Required Selections) 5 Edge profile (see below under Required Selections) 6 Laminate color number for top, if selected 7 Plastic color number for 3 mm plastic edge, if selected 8 Paint color number for leg bracket 9 Options, if selected (see below) <p>▶ See <i>Surface Materials</i>, page 460.</p> |

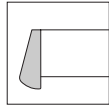
| Required Selections | U.S. Price | Required to Specify | | | | | | | | | |
|---|--------------------|---|--|--------|--------------|-----------------|--------|--------------|-----------------|--|--|
| Size Option <ul style="list-style-type: none"> • Modular • Parametric | No cost No cost | Specify with modular. Specify with parametric. | | | | | | | | | |
| Width <table border="0"> <tr> <td>Modular</td> <td>Parametric</td> <td></td> </tr> <tr> <td>• 42"W</td> <td>• 42"W-44½"W</td> <td>Prices at right</td> </tr> <tr> <td>• 48"W</td> <td>• 44¾"W-48"W</td> <td>Prices at right</td> </tr> </table> | Modular | Parametric | | • 42"W | • 42"W-44½"W | Prices at right | • 48"W | • 44¾"W-48"W | Prices at right | | Specify width. Specify width. |
| Modular | Parametric | | | | | | | | | | |
| • 42"W | • 42"W-44½"W | Prices at right | | | | | | | | | |
| • 48"W | • 44¾"W-48"W | Prices at right | | | | | | | | | |
| Corner Shape <ul style="list-style-type: none"> • Rounded • Square | No cost No cost | Specify with rounded corners. Specify with square corners. | | | | | | | | | |
| Edge Profile, 3 mm Plastic or Wood Veneer <ul style="list-style-type: none"> • 3 mm plastic edge • 3 mm wood edge | No cost No cost | Specify with 3 mm plastic edge. Specify with 3 mm wood edge. | | | | | | | | | |
| Edge Profile, Slice Plastic or Wood Veneer <table border="0"> <tr> <td>Modular</td> <td>Parametric</td> <td></td> </tr> <tr> <td>• 42"W</td> <td>• 42"W-44½"W</td> <td>+\$331</td> </tr> <tr> <td>• 48"W</td> <td>• 44¾"W-48"W</td> <td>+\$363</td> </tr> </table> | Modular | Parametric | | • 42"W | • 42"W-44½"W | +\$331 | • 48"W | • 44¾"W-48"W | +\$363 | | Specify with slice plastic or wood edge. Specify with slice plastic or wood edge. |
| Modular | Parametric | | | | | | | | | | |
| • 42"W | • 42"W-44½"W | +\$331 | | | | | | | | | |
| • 48"W | • 44¾"W-48"W | +\$363 | | | | | | | | | |
| Edge Profile, Drop Wood Edge <table border="0"> <tr> <td>Modular</td> <td>Parametric</td> <td></td> </tr> <tr> <td>• 42"W</td> <td>• 42"W-44½"W</td> <td>+\$530</td> </tr> <tr> <td>• 48"W</td> <td>• 44¾"W-48"W</td> <td>+\$562</td> </tr> </table> | Modular | Parametric | | • 42"W | • 42"W-44½"W | +\$530 | • 48"W | • 44¾"W-48"W | +\$562 | | Specify with drop wood edge. Specify with drop wood edge. |
| Modular | Parametric | | | | | | | | | | |
| • 42"W | • 42"W-44½"W | +\$530 | | | | | | | | | |
| • 48"W | • 44¾"W-48"W | +\$562 | | | | | | | | | |



3 mm Edge, Plastic or Wood Veneer



Slice Edge, Plastic or Wood Veneer



Drop Edge, Solid Wood

Tip: Wood edge finish will match top finish.

Tip: Solid drop wood edge not available on softened shapes.

For laminate group 2 and 3 pricing, please refer to the electronic catalog or SmartTools.



For Canadian Pricing Multiply U.S. Price by the Canadian price factor.

▶ See page 1 for details.

| Options | U.S. Price | Required to Specify |
|---|--|---|
| Surface Materials <ul style="list-style-type: none"> • High-Pressure Laminate price group 2 • High-Pressure Laminate price group 3 • Open Line laminate (OLL) | See information at left See information at left +\$102 plus cost of laminate | Specify High-Pressure Laminate color number. Specify High-Pressure Laminate color number. ▶ See <i>Surface Materials Reference Manual</i> . |
| Wood top <ul style="list-style-type: none"> • Wood group 1 • Wood group 2 • Wood group 3 • Customiz stain | Prices at right Prices at right Prices at right No cost | Specify wood color number. Specify wood color number. Specify wood color number. Specify with Customiz stain. |
| <ul style="list-style-type: none"> • Full-fill finish on wood group 1 | Prices at right | ▶ See <i>Surface Materials Reference Manual</i> . Specify full-fill finish number. |

▶ Options, continued on next page

► Options, continued from previous page

| Options | U.S. Price | Required to Specify |
|--|------------|---|
| Surface Materials, continued | | |
| Leg species | | |
| • Maple | No cost | Specify maple finish number. |
| • Oak | +\$198 | Specify oak finish number. |
| • Walnut | +\$264 | Specify walnut finish number. |
| Leg bracket | | |
| • Paint price group 1 | No cost | Specify paint color number. |
| • Paint price group 2 | +\$109 | Specify paint color number. |
| • Paint price group 3 | +\$193 | Specify paint color number. |
| CC grommet | | |
| • Paint price group 1 | No cost | Specify paint color number. |
| • Paint price group 2 | +\$ 19 | Specify paint color number. |
| • Paint price group 3 | +\$ 27 | Specify paint color number. |
| CC grommet lid | | |
| • Paint price group 1 | No cost | Specify paint color number. |
| • Paint price group 2 | +\$ 9 | Specify paint color number. |
| • Paint price group 3 | +\$ 22 | Specify paint color number. |
| Shape Type, Softened | | |
| Modular | | |
| • 42"W | +\$385 | Specify with softened shape type. |
| • 48"W | +\$482 | Specify with softened shape type. |
| Parametric | | |
| • 42"W-44 ¹ / ₂ "W | | |
| • 44 ⁹ / ₁₆ "W-48"W | | |
| Grain Direction | | |
| • Long grain | No cost | Specify with long grain. |
| • No grain direction | No cost | Specify with no grain direction. |
| • Short grain | No cost | Specify with short grain. |
| Grommet | | |
| • No grommet | No cost | Specify with no grommet. |
| • One CC grommet | +\$198 | Specify with one CC grommet. |
| Surface Power | | |
| Available on tables with CC grommet(s) only | | |
| • Three power | +\$179 | Specify with three power. |
| • Two power, two USB type A | +\$331 | Specify with two power, two USB type A. |
| • One USB type C, two power | +\$462 | Specify with one USB type C, two power. |
| • One USB type C, two USB type A, one power | +\$530 | Specify with one USB type C, two USB type A, one power. |
| Infeed | | |
| • Plug | No cost | Specify with plug. |
| • Hardwire | +\$ 39 | Specify with hardwire. |
| Hardwire Conduit Length | | |
| • 72"L | No cost | Specify with 72"L. |
| • 144"L | +\$100 | Specify with 144"L. |

Tip: Leg finish defaults to top surface finish if top surface is a maple, oak, or walnut species. With all other species of top surface, the leg is specifiable in any finish.

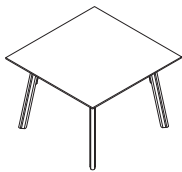
Tip: Composite veneer table tops do not provide an exact match to a solid wood leg.

Tip: When OLL top surface is selected, grain direction defaults to vertical.

► See Grommet Availability Matrix, page 418.

Specification Information

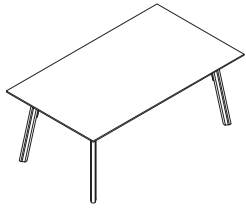
| Style Number | Dimensions | | U.S. Base Prices | | Options (Add \$ to Base Price) | | |
|----------------|---------------|---------------------------------------|----------------------------|------------------|--------------------------------|--------------|----------------------------------|
| | Modular Width | Parametric Width | Laminate Price Group 1 Top | Wood Group 1 Top | Wood Top | | |
| | | | | | Wood Group 2 | Wood Group 3 | Full-Fill Finish on Wood Group 1 |
| VLYSQWL | 42" | 42"-44 ¹ / ₂ " | \$5321 | \$5421 | +\$96 | +\$334 | +\$34 |
| | 48" | 44 ⁹ / ₁₆ "-48" | \$5590 | \$5755 | +\$96 | +\$334 | +\$34 |



For Canadian Pricing
Multiply U.S. Price by the Canadian price factor.
► See page 1 for details.

Seated-Height Rectangle Tables

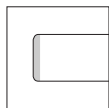
With Wood Legs



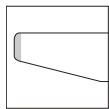
Tip: Rounded and square corner shapes are only available on tables with straight shape type, not softened shape type.

| Standard Includes | | Required to Specify |
|--|--|--|
| ▶ Need help? Product details, page 408 | <ul style="list-style-type: none"> • Top: High-Pressure Laminate price group 1 with 3 mm plastic edge • Long grain direction • Straight shape type • Solid wood legs: maple • Leg bracket: paint price group 1 • Black mesh cable manager with velcro attachment | <ol style="list-style-type: none"> 1 Style number 2 Size option (see below under Required Selections) 3 Depth (see below under Required Selections) 4 Width (see below under Required Selections) 5 Corner shape (see below under Required Selections) 6 Edge profile (see below under Required Selections) 7 Laminate color number for top, if selected 8 Plastic color number for 3 mm plastic edge, if selected 9 Paint color number for leg bracket 10 Options, if selected (see below) <p>▶ See <i>Surface Materials</i>, page 460.</p> |

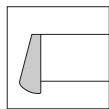
| | Required Selections | U.S. Price | Required to Specify | | | | | | | | | | | | |
|---|--|--------------------|---|--------|--|--|--|------------------------------------|--|---|--|--------|--------|--|--|
| Size Option | <ul style="list-style-type: none"> • Modular • Parametric | No cost No cost | Specify with <i>modular</i> . Specify with <i>parametric</i> . | | | | | | | | | | | | |
| Depth | <table border="0"> <tr> <td>Modular</td> <td>Parametric</td> </tr> <tr> <td>• 42"D</td> <td>• 42"D–47¹⁵/₁₆"D</td> </tr> <tr> <td>• 48"D</td> <td>• 48"D</td> </tr> </table> | Modular | Parametric | • 42"D | • 42"D–47 ¹⁵ / ₁₆ "D | • 48"D | • 48"D | Prices at right Prices at right | Specify depth. Specify depth. | | | | | | |
| Modular | Parametric | | | | | | | | | | | | | | |
| • 42"D | • 42"D–47 ¹⁵ / ₁₆ "D | | | | | | | | | | | | | | |
| • 48"D | • 48"D | | | | | | | | | | | | | | |
| Width | <table border="0"> <tr> <td>Modular</td> <td>Parametric</td> </tr> <tr> <td>• 72"W</td> <td>• 72"W–83¹⁵/₁₆"W</td> </tr> <tr> <td>• 84"W</td> <td>• 84"W–95¹⁵/₁₆"W</td> </tr> <tr> <td>• 96"W</td> <td>• 96"W</td> </tr> </table> | Modular | Parametric | • 72"W | • 72"W–83 ¹⁵ / ₁₆ "W | • 84"W | • 84"W–95 ¹⁵ / ₁₆ "W | • 96"W | • 96"W | Prices at right Prices at right Prices at right | Specify width. Specify width. Specify width. | | | | |
| Modular | Parametric | | | | | | | | | | | | | | |
| • 72"W | • 72"W–83 ¹⁵ / ₁₆ "W | | | | | | | | | | | | | | |
| • 84"W | • 84"W–95 ¹⁵ / ₁₆ "W | | | | | | | | | | | | | | |
| • 96"W | • 96"W | | | | | | | | | | | | | | |
| Corner Shape | <ul style="list-style-type: none"> • Rounded • Square | No cost No cost | Specify with <i>rounded corners</i> . Specify with <i>square corners</i> . | | | | | | | | | | | | |
| Edge Profile, 3 mm Plastic or Wood Veneer | <ul style="list-style-type: none"> • 3 mm plastic edge • 3 mm wood edge | No cost No cost | Specify with <i>3 mm plastic edge</i> . Specify with <i>3 mm wood edge</i> . | | | | | | | | | | | | |
| Edge Profile, Slice Plastic or Wood Veneer | <table border="0"> <tr> <td>Modular</td> <td>Parametric</td> <td></td> </tr> <tr> <td>• 72"W</td> <td>• 72"W–83¹⁵/₁₆"W</td> <td>+\$462</td> </tr> <tr> <td>• 84"W</td> <td>• 84"W–95¹⁵/₁₆"W</td> <td>+\$495</td> </tr> <tr> <td>• 96"W</td> <td>• 96"W</td> <td>+\$530</td> </tr> </table> | Modular | Parametric | | • 72"W | • 72"W–83 ¹⁵ / ₁₆ "W | +\$462 | • 84"W | • 84"W–95 ¹⁵ / ₁₆ "W | +\$495 | • 96"W | • 96"W | +\$530 | | Specify with <i>slice plastic or wood edge</i> . Specify with <i>slice plastic or wood edge</i> . Specify with <i>slice plastic or wood edge</i> . |
| Modular | Parametric | | | | | | | | | | | | | | |
| • 72"W | • 72"W–83 ¹⁵ / ₁₆ "W | +\$462 | | | | | | | | | | | | | |
| • 84"W | • 84"W–95 ¹⁵ / ₁₆ "W | +\$495 | | | | | | | | | | | | | |
| • 96"W | • 96"W | +\$530 | | | | | | | | | | | | | |
| Edge Profile, Drop Wood Edge | <table border="0"> <tr> <td>Modular</td> <td>Parametric</td> <td></td> </tr> <tr> <td>• 72"W</td> <td>• 72"W–83¹⁵/₁₆"W</td> <td>+\$662</td> </tr> <tr> <td>• 84"W</td> <td>• 84"W–95¹⁵/₁₆"W</td> <td>+\$695</td> </tr> <tr> <td>• 96"W</td> <td>• 96"W</td> <td>+\$727</td> </tr> </table> | Modular | Parametric | | • 72"W | • 72"W–83 ¹⁵ / ₁₆ "W | +\$662 | • 84"W | • 84"W–95 ¹⁵ / ₁₆ "W | +\$695 | • 96"W | • 96"W | +\$727 | | Specify with <i>drop wood edge</i> . Specify with <i>drop wood edge</i> . Specify with <i>drop wood edge</i> . |
| Modular | Parametric | | | | | | | | | | | | | | |
| • 72"W | • 72"W–83 ¹⁵ / ₁₆ "W | +\$662 | | | | | | | | | | | | | |
| • 84"W | • 84"W–95 ¹⁵ / ₁₆ "W | +\$695 | | | | | | | | | | | | | |
| • 96"W | • 96"W | +\$727 | | | | | | | | | | | | | |



3 mm Edge, Plastic or Wood Veneer



Slice Edge, Plastic or Wood Veneer



Drop Edge, Solid Wood

Tip: Wood edge finish will match top finish.

Tip: Solid drop wood edge not available on softened shapes.

For laminate group 2 and 3 pricing, please refer to the electronic catalog or SmartTools.

| | Options | U.S. Price | Required to Specify |
|--------------------------|--|--|---|
| Surface Materials | High-Pressure Laminate top <ul style="list-style-type: none"> • High-Pressure Laminate price group 2 • High-Pressure Laminate price group 3 • Open Line laminate (OLL) | See information at left See information at left +\$102 plus cost of laminate | Specify High-Pressure Laminate color number. Specify High-Pressure Laminate color number. ▶ See <i>Surface Materials Reference Manual</i> . |

▶ Options, continue on next page

► Options, continued from previous page

| | Options | U.S. Price | Required to Specify |
|-------------------------------------|--|-----------------|---|
| Surface Materials, continued | Wood top | | |
| | • Wood group 1 | Prices at right | Specify wood color number. |
| | • Wood group 2 | Prices at right | Specify wood color number. |
| | • Wood group 3 | Prices at right | Specify wood color number. |
| | • Customiz stain | No cost | Specify with Customiz stain. |
| | • Full-fill finish on wood group 1 | Prices at right | ► See <i>Surface Materials Reference Manual</i> . Specify full-fill finish number. |
| | Leg species | | |
| | • Maple | No cost | Specify maple finish number. |
| | • Oak | +\$198 | Specify oak finish number. |
| | • Walnut | +\$264 | Specify walnut finish number. |
| | Leg bracket | | |
| | • Paint price group 1 | No cost | Specify paint color number. |
| | • Paint price group 2 | +\$109 | Specify paint color number. |
| | • Paint price group 3 | +\$193 | Specify paint color number. |
| | CC grommet | | |
| | • Paint price group 1 | No cost | Specify paint color number. |
| | • Paint price group 2 | +\$ 19 | Specify paint color number. |
| | • Paint price group 3 | +\$ 27 | Specify paint color number. |
| | CC grommet lid | | |
| | • Paint price group 1 | No cost | Specify paint color number. |
| | • Paint price group 2 | +\$ 9 | Specify paint color number. |
| | • Paint price group 3 | +\$ 22 | Specify paint color number. |
| | Shape Type, Softened | | |
| | Modular | | |
| | • 72"W | +\$462 | Specify with softened shape type. |
| | • 84"W | +\$595 | Specify with softened shape type. |
| | • 96"W | +\$727 | Specify with softened shape type. |
| | Parametric | | |
| | • 72"W–83 ¹⁵ / ₁₆ "W | +\$462 | Specify with softened shape type. |
| | • 84"W–95 ¹⁵ / ₁₆ "W | +\$595 | Specify with softened shape type. |
| | • 96"W | +\$727 | Specify with softened shape type. |
| | Grain Direction | | |
| | • Long grain | No cost | Specify with long grain. |
| | • No grain direction | No cost | Specify with no grain direction. |
| | • Short grain | No cost | Specify with short grain. |
| | Grommet(s) | | |
| | • No grommet | No cost | Specify with no grommet. |
| | • CC grommet | | |
| | – One CC grommet | +\$198 | Specify with one CC grommet. |
| | – Two CC grommets | +\$396 | Specify with two CC grommets. |
| | – Three CC grommets | +\$594 | Specify with three CC grommets. |
| | – Four CC grommets | +\$792 | Specify with four CC grommets. |
| | • Long grommet | | |
| | – One long grommet | +\$264 | Specify with one long grommet. |
| | – Two long grommets | +\$528 | Specify with two long grommets. |
| | Surface Power | | |
| | Available on tables with CC grommet(s) only | | |
| | • Three power | +\$179 | Specify with three power. |
| | • Two power, two USB type A | +\$331 | Specify with two power, two USB type A. |
| | • One USB type C, two power | +\$462 | Specify with one USB type C, two power. |
| | • One USB type C, two USB type A, one power | +\$530 | Specify with one USB type C, two USB type A, one power. |
| | Infeed | | |
| | • Plug | No cost | Specify with plug. |
| | • Hardwire | +\$ 39 | Specify with hardwire. |
| | Hardwire Conduit Length | | |
| | • 72"L | No cost | Specify with 72"L. |
| | • 144"L | +\$100 | Specify with 144"L. |

► Specification Information, on next page

**For Canadian Pricing**

Multiply U.S. Price by the Canadian price factor.

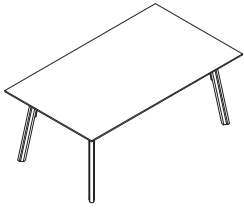
► See page 1 for details.

Seated-Height Rectangle Tables, with Wood Legs, continued

► Options, on previous page

Specification Information

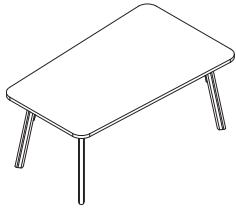
| • Style Number | • Dimensions | | | | • U.S. Base Prices | | • Options (Add \$ to Base Price) | | |
|-----------------|---------------|--|---------------|--|------------------------------|--------------------|----------------------------------|--------------|------------------------------------|
| | • Depth | | • Width | | • Laminate Price Group 1 Top | • Wood Group 1 Top | • Wood Top | | • Full-Fill Finish on Wood Group 1 |
| | Modular Depth | Parametric Depth | Modular Width | Parametric Width | | | Wood Group 2 | Wood Group 3 | |
| VLYRECWL | 42" | 42"–47 ¹⁵ / ₁₆ " | 72" | 72"–83 ¹⁵ / ₁₆ " | \$6517 | \$6801 | +\$165 | +\$606 | +\$98 |
| | 42" | 42"–47 ¹⁵ / ₁₆ " | 84" | 84"–95 ¹⁵ / ₁₆ " | \$6715 | \$7014 | +\$193 | +\$676 | +\$98 |
| | 42" | 42"–47 ¹⁵ / ₁₆ " | 96" | 96" | \$6914 | \$7245 | +\$221 | +\$744 | +\$98 |
| | 48" | 48" | 72" | 72"–83 ¹⁵ / ₁₆ " | \$7047 | \$7331 | +\$165 | +\$606 | +\$98 |
| | 48" | 48" | 84" | 84"–95 ¹⁵ / ₁₆ " | \$7311 | \$7642 | +\$193 | +\$676 | +\$98 |
| | 48" | 48" | 96" | 96" | \$7509 | \$7872 | +\$221 | +\$744 | +\$98 |



For Canadian Pricing
 Multiply U.S. Price by the Canadian price factor.
 ► See page 1 for details.

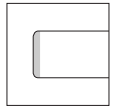
Seated-Height Sightline Tables

With Wood Legs

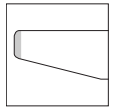


| | Standard Includes | Required to Specify |
|--|--|---|
| ▶ Need help? Product details, page 408 | <ul style="list-style-type: none"> • Top: High-Pressure Laminate price group 1 with 3 mm plastic edge • Long grain direction • Straight shape type • Solid wood legs: maple • Leg bracket: paint price group 1 • Black mesh cable manager with velcro attachment | <ol style="list-style-type: none"> 1 Style number 2 Size option (see below under Required Selections) 3 Depth (see below under Required Selections) 4 Width (see below under Required Selections) 5 Edge profile (see below under Required Selections) 6 Laminate color number for top, if selected 7 Plastic color number for 3 mm plastic edge, if selected 8 Paint color number for leg bracket 9 Options, if selected (see below) <p>▶ See <i>Surface Materials</i>, page 460.</p> |

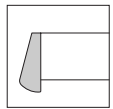
| | Required Selections | U.S. Price | Required to Specify | | | | | | | | | |
|---|--|--------------------|---|--------|--|--|-------------|------------------------------------|----------------------------------|--------|--|--|
| Size Option | <ul style="list-style-type: none"> • Modular • Parametric | No cost No cost | Specify with <i>modular</i> . Specify with <i>parametric</i> . | | | | | | | | | |
| Depth (Longest Side) | <table border="0"> <tr> <td>Modular</td> <td>Parametric</td> </tr> <tr> <td>• 42"D</td> <td>• 42"D–47¹⁵/₁₆"D</td> </tr> <tr> <td>• 48"D</td> <td>• 48"D</td> </tr> </table> | Modular | Parametric | • 42"D | • 42"D–47 ¹⁵ / ₁₆ "D | • 48"D | • 48"D | Prices at right Prices at right | Specify depth. Specify depth. | | | |
| Modular | Parametric | | | | | | | | | | | |
| • 42"D | • 42"D–47 ¹⁵ / ₁₆ "D | | | | | | | | | | | |
| • 48"D | • 48"D | | | | | | | | | | | |
| Width | <table border="0"> <tr> <td>Modular</td> <td>Parametric</td> </tr> <tr> <td>• 72"W</td> <td>• 72"W–83¹⁵/₁₆"W</td> </tr> <tr> <td>• 96"W</td> <td>• 84"W–96"W</td> </tr> </table> | Modular | Parametric | • 72"W | • 72"W–83 ¹⁵ / ₁₆ "W | • 96"W | • 84"W–96"W | Prices at right Prices at right | Specify width. Specify width. | | | |
| Modular | Parametric | | | | | | | | | | | |
| • 72"W | • 72"W–83 ¹⁵ / ₁₆ "W | | | | | | | | | | | |
| • 96"W | • 84"W–96"W | | | | | | | | | | | |
| Edge Profile, 3 mm Plastic or Wood Veneer | <ul style="list-style-type: none"> • 3 mm plastic edge • 3 mm wood edge | No cost No cost | Specify with <i>3 mm plastic edge</i> . Specify with <i>3 mm wood edge</i> . | | | | | | | | | |
| Edge Profile, Slice Plastic or Wood Veneer | <table border="0"> <tr> <td>Modular</td> <td>Parametric</td> <td></td> </tr> <tr> <td>• 72"W</td> <td>• 72"W–83¹⁵/₁₆"W</td> <td>+\$462</td> </tr> <tr> <td>• 96"W</td> <td>• 84"W–96"W</td> <td>+\$530</td> </tr> </table> | Modular | Parametric | | • 72"W | • 72"W–83 ¹⁵ / ₁₆ "W | +\$462 | • 96"W | • 84"W–96"W | +\$530 | | Specify with <i>slice plastic or wood edge</i> . Specify with <i>slice plastic or wood edge</i> . |
| Modular | Parametric | | | | | | | | | | | |
| • 72"W | • 72"W–83 ¹⁵ / ₁₆ "W | +\$462 | | | | | | | | | | |
| • 96"W | • 84"W–96"W | +\$530 | | | | | | | | | | |
| Edge Profile, Drop Wood Edge | <table border="0"> <tr> <td>Modular</td> <td>Parametric</td> <td></td> </tr> <tr> <td>• 72"W</td> <td>• 72"W–83¹⁵/₁₆"W</td> <td>+\$662</td> </tr> <tr> <td>• 96"W</td> <td>• 84"W–96"W</td> <td>+\$727</td> </tr> </table> | Modular | Parametric | | • 72"W | • 72"W–83 ¹⁵ / ₁₆ "W | +\$662 | • 96"W | • 84"W–96"W | +\$727 | | Specify with <i>drop wood edge</i> . Specify with <i>drop wood edge</i> . |
| Modular | Parametric | | | | | | | | | | | |
| • 72"W | • 72"W–83 ¹⁵ / ₁₆ "W | +\$662 | | | | | | | | | | |
| • 96"W | • 84"W–96"W | +\$727 | | | | | | | | | | |



3 mm Edge, Plastic or Wood Veneer



Slice Edge, Plastic or Wood Veneer



Drop Edge, Solid Wood

Tip: Wood edge finish will match top finish.

Tip: Solid drop wood edge not available on softened shapes.

For laminate group 2 and 3 pricing, please refer to the electronic catalog or SmartTools.

| | Options | U.S. Price | Required to Specify |
|--------------------------|---|--|---|
| Surface Materials | <p>High-Pressure Laminate top</p> <ul style="list-style-type: none"> • High-Pressure Laminate price group 2 • High-Pressure Laminate price group 3 • Open Line laminate (OLL) | See information at left See information at left +\$102 plus cost of laminate | Specify High-Pressure Laminate color number. Specify High-Pressure Laminate color number. ▶ See <i>Surface Materials Reference Manual</i> . |
| | <p>Wood top</p> <ul style="list-style-type: none"> • Wood group 1 • Wood group 2 • Wood group 3 • Customiz stain | Prices at right Prices at right Prices at right No cost | Specify wood color number. Specify wood color number. Specify wood color number. Specify with <i>Customiz stain</i> . ▶ See <i>Surface Materials Reference Manual</i> . |
| | <ul style="list-style-type: none"> • Full-fill finish on wood group 1 | Prices at right | Specify full-fill finish number. |

▶ Options, continued on next page



For Canadian Pricing
Multiply U.S. Price by the Canadian price factor.
▶ See page 1 for details.

► Options, continued from previous page

| Options | | U.S. Price | Required to Specify |
|-------------------------------------|--|---|---|
| Surface Materials, continued | Leg species | | |
| | • Maple | No cost | Specify maple finish number. |
| | • Oak | +\$198 | Specify oak finish number. |
| | • Walnut | +\$264 | Specify walnut finish number. |
| | Leg bracket | | |
| | • Paint price group 1 | No cost | Specify paint color number. |
| | • Paint price group 2 | +\$109 | Specify paint color number. |
| | • Paint price group 3 | +\$193 | Specify paint color number. |
| | CC grommet | | |
| | • Paint price group 1 | No cost | Specify paint color number. |
| • Paint price group 2 | +\$ 19 | Specify paint color number. | |
| • Paint price group 3 | +\$ 27 | Specify paint color number. | |
| CC grommet lid | | | |
| • Paint price group 1 | No cost | Specify paint color number. | |
| • Paint price group 2 | +\$ 9 | Specify paint color number. | |
| • Paint price group 3 | +\$ 22 | Specify paint color number. | |
| Shape Type, Softened | Modular | Parametric | |
| | • 72"W | • 72"—83 ¹⁵ / ₁₆ "W | +\$462 |
| | • 96"W | • 84"—96"W | +\$727 |
| Grain Direction | • Long grain | No cost | Specify <i>with long grain</i> . |
| | • No grain direction | No cost | Specify <i>with no grain direction</i> . |
| | • Short grain | No cost | Specify <i>with short grain</i> . |
| Grommet(s) | • No grommet | No cost | Specify <i>with no grommet</i> . |
| | • CC grommet | | |
| | – One CC grommet | +\$198 | Specify <i>with one CC grommet</i> . |
| | – Two CC grommets | +\$396 | Specify <i>with two CC grommets</i> . |
| | – Three CC grommets | +\$594 | Specify <i>with three CC grommets</i> . |
| | – Four CC grommets | +\$792 | Specify <i>with four CC grommets</i> . |
| | • Long grommet | | |
| | – One long grommet | +\$264 | Specify <i>with one long grommet</i> . |
| | – Two long grommets | +\$528 | Specify <i>with two long grommets</i> . |
| Surface Power | Available on tables with CC grommet(s) only | | |
| | • Three power | +\$179 | Specify <i>with three power</i> . |
| | • Two power, two USB type A | +\$331 | Specify <i>with two power, two USB type A</i> . |
| | • One USB type C, two power | +\$462 | Specify <i>with one USB type C, two power</i> . |
| | • One USB type C, two USB type A, one power | +\$530 | Specify <i>with one USB type C, two USB type A, one power</i> . |
| Infeed | • Plug | No cost | Specify <i>with plug</i> . |
| | • Hardwire | +\$ 39 | Specify <i>with hardwire</i> . |
| Hardwire Conduit Length | • 72"L | No cost | Specify <i>with 72"L</i> . |
| | • 144"L | +\$100 | Specify <i>with 144"L</i> . |

► Specification Information, on next page

Tip: Leg finish defaults to top surface finish if top surface is a maple, oak, or walnut species. With all other species of top surface, the leg is specifiable in any finish.

Tip: Composite veneer table tops do not provide an exact match to a solid wood leg.

Tip: When OLL top surface is selected, grain direction defaults to vertical.

► See Grommet Availability Matrix, page 418.

**For Canadian Pricing**

Multiply U.S. Price by the Canadian price factor.

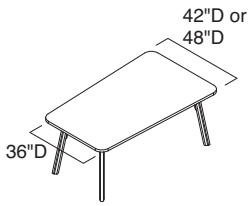
► See page 1 for details.

Seated-Height Sightline Tables, with Wood Legs, continued

► Options, on previous page

Specification Information

| • Style Number | • Dimensions | | | | • U.S. Base Prices | | • Options (Add \$ to Base Price) | | |
|-----------------|---------------|--|---------------|--|------------------------------|--------------------|----------------------------------|--------------|------------------------------------|
| | • Depth | | • Width | | • Laminate Price Group 1 Top | • Wood Group 1 Top | • Wood Top | | • Full-Fill Finish on Wood Group 1 |
| | Modular Depth | Parametric Depth | Modular Width | Parametric Width | | | Wood Group 2 | Wood Group 3 | |
| VLYSTLWL | 42" | 42"–47 ¹⁵ / ₁₆ " | 72" | 72"–83 ¹⁵ / ₁₆ " | \$7173 | \$7437 | +\$227 | +\$601 | +\$98 |
| | 42" | 42"–47 ¹⁵ / ₁₆ " | 96" | 84"–96" | \$7404 | \$7866 | +\$264 | +\$753 | +\$98 |
| | 48" | 48" | 72" | 72"–83 ¹⁵ / ₁₆ " | \$7238 | \$7502 | +\$227 | +\$601 | +\$98 |
| | 48" | 48" | 96" | 84"–96" | \$7471 | \$7933 | +\$264 | +\$753 | +\$98 |



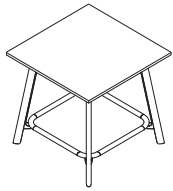
Tip: The smallest side on a sightline table is always 36"D, due to the taper.



For Canadian Pricing
 Multiply U.S. Price by the Canadian price factor.
 ► See page 1 for details.

Standing-Height Square Tables

With Wood Legs



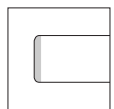
► Need help? Product details, page 408

Standard Includes

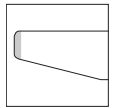
- Top: High-Pressure Laminate top price group 1 with 3 mm plastic edge
- Long grain direction
- Solid wood legs: maple
- Leg ring: paint price group 1
- Leg bracket: paint to match leg ring
- Black mesh cable manager with velcro attachment

Required to Specify

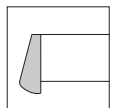
- 1 Style number
 - 2 Width (see below under Required Selections)
 - 3 Corner shape (see below under Required Selections)
 - 4 Edge profile (see below under Required Selections)
 - 5 Laminate color number for top, if selected
 - 6 Plastic color number for 3 mm plastic edge, if selected
 - 7 Paint color number for leg ring
 - 8 Options, if selected (see below)
- See *Surface Materials*, page 460.



3 mm Edge, Plastic or Wood Veneer



Slice Edge, Plastic or Wood Veneer



Drop Edge, Solid Wood

For laminate group 2 and 3 pricing, please refer to the electronic catalog or SmartTools.

Tip: Leg finish defaults to top surface finish if top surface is a maple, oak, or walnut species. With all other species of top surface, the leg is specifiable in any finish.

Tip: Composite veneer table tops do not provide an exact match to a solid wood leg.

Tip: When leg ring is specified, leg bracket will default to match.

| Required Selections | | U.S. Price | Required to Specify |
|---|---------------------|-----------------|--|
| Width | Modular | | |
| | • 42"W | Prices at right | Specify with 42"W. |
| | • 48"W | Prices at right | Specify with 48"W. |
| Corner Shape | • Rounded | No cost | Specify with rounded corners. |
| | • Square | No cost | Specify with square corners. |
| Edge Profile, 3 mm Plastic or Wood Veneer | • 3 mm plastic edge | No cost | Specify with 3 mm plastic edge. |
| | • 3 mm wood edge | No cost | Specify with 3 mm wood edge. |
| Edge Profile, Slice Plastic or Wood Veneer | • 42"W | +\$331 | Specify with slice plastic or wood edge. |
| | • 48"W | +\$363 | Specify with slice plastic or wood edge. |
| Edge Profile, Drop Wood Edge | • 42"W | +\$530 | Specify with drop wood edge. |
| | • 48"W | +\$562 | Specify with drop wood edge. |

| Options | | U.S. Price | Required to Specify |
|--------------------------|--|------------------------------|--|
| Surface Materials | High-Pressure Laminate top | | |
| | • High-Pressure Laminate price group 2 | See information at left | Specify High-Pressure Laminate color number. |
| | • High-Pressure Laminate price group 3 | See information at left | Specify High-Pressure Laminate color number. |
| | • Open Line laminate (OLL) | +\$102 plus cost of laminate | ► See <i>Surface Materials Reference Manual</i> . |
| | Wood top | | |
| | • Wood group 1 | Prices at right | Specify wood color number. |
| | • Wood group 2 | Prices at right | Specify wood color number. |
| | • Wood group 3 | Prices at right | Specify wood color number. |
| | • Customiz stain | No cost | Specify with <i>Customiz stain</i> . |
| | • Full-fill finish on wood group 1 | Prices at right | ► See <i>Surface Materials Reference Manual</i> . Specify full-fill finish number. |
| | Leg species | | |
| | • Maple | No cost | Specify maple finish number. |
| | • Oak | +\$331 | Specify oak finish number. |
| | • Walnut | +\$397 | Specify walnut finish number. |
| | Leg ring | | |
| | • Paint price group 1 | No cost | Specify paint color number. |
| | • Paint price group 2 | +\$331 | Specify paint color number. |
| | • Paint price group 3 | +\$495 | Specify paint color number. |

► Options, continued on next page

► Options, continued from previous page

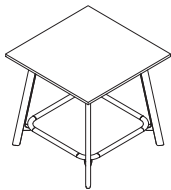
| Options | U.S. Price | Required to Specify |
|---|--|---|
| Surface Materials, continued | | |
| Leg bracket | | |
| • Paint price group 1 | No cost | Specify paint color number. |
| • Paint price group 2 | +\$211 | Specify paint color number. |
| • Paint price group 3 | +\$299 | Specify paint color number. |
| CC grommet | | |
| • Paint price group 1 | No cost | Specify paint color number. |
| • Paint price group 2 | +\$ 19 | Specify paint color number. |
| • Paint price group 3 | +\$ 27 | Specify paint color number. |
| CC grommet lid | | |
| • Paint price group 1 | No cost | Specify paint color number. |
| • Paint price group 2 | +\$ 9 | Specify paint color number. |
| • Paint price group 3 | +\$ 22 | Specify paint color number. |
| Grain Direction | | |
| • Long grain | No cost | Specify with long grain. |
| • No grain direction | No cost | Specify with no grain direction. |
| • Short grain | No cost | Specify with short grain. |
| Grommet | | |
| • No grommet | No cost | Specify with no grommet. |
| • One CC grommet | +\$198 | Specify with one CC grommet. |
| Surface Power | Available on tables with CC grommet(s) only | |
| • Three power | +\$179 | Specify with three power. |
| • Two power, two USB type A | +\$331 | Specify with two power, two USB type A. |
| • One USB type C, two power | +\$462 | Specify with USB type C, two power. |
| • One USB type C, two USB type A, one power | +\$530 | Specify with USB type C, two USB type A, one power. |
| Infeed | | |
| • Plug | No cost | Specify with plug. |
| • Hardwire | +\$ 39 | Specify with hardwire. |
| Hardwire Conduit Length | | |
| • 72"L | No cost | Specify with 72"L. |
| • 144"L | +\$100 | Specify with 144"L. |

Tip: When OLL top surface is selected, grain direction defaults to vertical.

► See Grommet Availability Matrix, page 418.

Specification Information

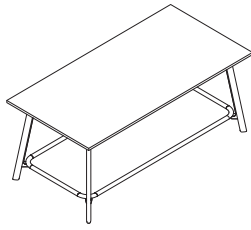
| Style Number | Width | U.S. Base Prices | | Options (Add \$ to Base Price) | | |
|--------------|-------|----------------------------|------------------|--------------------------------|------------------|----------------------------------|
| | | Laminate Price Group 1 Top | Wood Group 1 Top | Wood Top Group 2 | Wood Top Group 3 | Full-Fill Finish on Wood Group 1 |
| VLYSQWLST | 42" | \$5751 | \$5851 | +\$96 | +\$334 | +\$34 |
| | 48" | \$6088 | \$6253 | +\$96 | +\$334 | +\$34 |



For Canadian Pricing
Multiply U.S. Price by the Canadian price factor.
► See page 1 for details.

Standing-Height Rectangle Tables

With Wood Legs



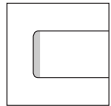
▶ Need help? Product details, page 408

Standard Includes

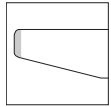
- 96"W top: High-Pressure Laminate price group 1 with 3 mm plastic edge
- Long grain direction
- Solid wood legs: maple
- Leg ring: paint price group 1
- Leg bracket: to match leg ring
- Black mesh cable manager with velcro attachment

Required to Specify

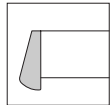
- 1 Style number
 - 2 Depth (see below under Required Selections)
 - 3 Corner shape (see below under Required Selections)
 - 4 Edge profile (see below under Required Selections)
 - 5 Laminate color number for top, if selected
 - 6 Plastic color number for 3 mm plastic edge, if selected
 - 7 Paint color number for leg ring
 - 8 Options, if selected (see below)
- ▶ See *Surface Materials*, page 460.



3 mm Edge, Plastic or Wood Veneer



Slice Edge, Plastic or Wood Veneer



Drop Edge, Solid Wood

| | Required Selections | U.S. Price | Required to Specify |
|---|---|------------------------------------|--|
| Depth | <ul style="list-style-type: none"> • 42"D • 48"D | Prices at right Prices at right | Specify with 42"D. Specify with 48"D. |
| Corner Shape | <ul style="list-style-type: none"> • Rounded • Square | No cost No cost | Specify with rounded corners. Specify with square corners. |
| Edge Profile, 3 mm Plastic or Wood Veneer | <ul style="list-style-type: none"> • 3 mm plastic edge • 3 mm wood edge | No cost No cost | Specify with 3 mm plastic edge. Specify with 3 mm wood edge. |
| Edge Profile, Slice Plastic or Wood Veneer | <ul style="list-style-type: none"> • 42"D • 48"D | +\$462 +\$530 | Specify with slice plastic or wood edge. Specify with slice plastic or wood edge. |
| Edge Profile, Drop Wood Edge | <ul style="list-style-type: none"> • 42"D • 48"D | +\$662 +\$727 | Specify with drop wood edge. Specify with drop wood edge. |

| | Options | U.S. Price | Required to Specify |
|--------------------------|--|--|---|
| Surface Materials | High-Pressure Laminate top <ul style="list-style-type: none"> • High-Pressure Laminate price group 2 • High-Pressure Laminate price group 3 • Open Line laminate (OLL) | See information at left See information at left +\$102 plus cost of laminate | Specify High-Pressure Laminate color number. Specify High-Pressure Laminate color number. ▶ See <i>Surface Materials Reference Manual</i> . |
| | Wood top <ul style="list-style-type: none"> • Wood group 1 • Wood group 2 • Wood group 3 • Customiz stain | Prices at right Prices at right Prices at right No cost | Specify wood color number. Specify wood color number. Specify wood color number. Specify with Customiz stain. ▶ See <i>Surface Materials Reference Manual</i> . |
| | <ul style="list-style-type: none"> • Full-fill finish on wood group 1 | Prices at right | Specify full-fill finish number. |
| | Leg species <ul style="list-style-type: none"> • Maple • Oak • Walnut | No cost +\$331 +\$397 | Specify maple finish number. Specify oak finish number. Specify walnut finish number. |
| | Leg ring <ul style="list-style-type: none"> • Paint price group 1 • Paint price group 2 • Paint price group 3 | No cost +\$331 +\$495 | Specify paint color number. Specify paint color number. Specify paint color number. |

▶ Options, continued on next page

For laminate group 2 and 3 pricing, please refer to the electronic catalog or SmartTools.

Tip: Leg finish defaults to top surface finish if top surface is a maple, oak, or walnut species. With all other species of top surface, the leg is specifiable in any finish.

Tip: Composite veneer table tops do not provide an exact match to a solid wood leg.

Tip: When leg ring is specified, leg bracket will default to match.



For Canadian Pricing

Multiply U.S. Price by the Canadian price factor.

▶ See page 1 for details.

► Options, continued from previous page

| | Options | U.S. Price | Required to Specify |
|-------------------------------------|--|------------|--|
| Surface Materials, continued | Leg bracket | | |
| | • Paint price group 1 | No cost | Specify paint color number. |
| | • Paint price group 2 | +\$211 | Specify paint color number. |
| | • Paint price group 3 | +\$299 | Specify paint color number. |
| | CC grommet | | |
| | • Paint price group 1 | No cost | Specify paint color number. |
| | • Paint price group 2 | +\$ 19 | Specify paint color number. |
| | • Paint price group 3 | +\$ 27 | Specify paint color number. |
| | CC grommet lid | | |
| | • Paint price group 1 | No cost | Specify paint color number. |
| | • Paint price group 2 | +\$ 9 | Specify paint color number. |
| | • Paint price group 3 | +\$ 22 | Specify paint color number. |
| Grain Direction | • Long grain | No cost | Specify <i>with long grain</i> . |
| | • No grain direction | No cost | Specify <i>with no grain direction</i> . |
| | • Short grain | No cost | Specify <i>with short grain</i> . |
| Grommet | • No grommet | No cost | Specify <i>with no grommet</i> . |
| | • CC grommet | | |
| | – One CC grommet | +\$198 | Specify <i>with one CC grommet</i> . |
| | – Two CC grommets | +\$396 | Specify <i>with two CC grommets</i> . |
| | – Three CC grommets | +\$594 | Specify <i>with three CC grommets</i> . |
| | – Four CC grommets | +\$792 | Specify <i>with four CC grommets</i> . |
| | • Long grommet | | |
| | – One long grommet | +\$264 | Specify <i>with one long grommet</i> . |
| | – Two long grommets | +\$528 | Specify <i>with two long grommets</i> . |
| Surface Power | Available on tables with CC grommet(s) only | | |
| | • Three power | +\$179 | Specify <i>with three power</i> . |
| | • Two power, two USB type A | +\$331 | Specify <i>with two power, two USB type A</i> . |
| | • One USB type C, two power | +\$462 | Specify <i>with one USB type C two power</i> . |
| | • One USB type C, two USB type A, one power | +\$530 | Specify <i>with one USB type C two USB type A, one power</i> . |
| Infeed | • Plug | No cost | Specify <i>with plug</i> . |
| | • Hardware | +\$ 39 | Specify <i>with hardware</i> . |
| Hardwire Conduit Length | • 72"L | No cost | Specify <i>with 72"L</i> . |
| | • 144"L | +\$100 | Specify <i>with 144"L</i> . |

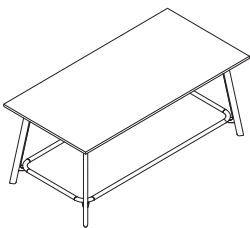
Tip: When OLL top surface is selected, grain direction defaults to vertical.

► See Grommet Availability Matrix, page 418.

Verlay

Specification Information

| Style Number | Dimensions | | U.S. Base Prices | | Options | | |
|-------------------|------------|-----|----------------------------|------------------|------------------------|--------------|----------------------------------|
| | D | W | Laminate Price Group 1 Top | Wood Group 1 Top | (Add \$ to Base Price) | | |
| | | | | | Wood Top | | |
| | | | | | Wood Group 2 | Wood Group 3 | Full-Fill Finish on Wood Group 1 |
| VLVRECWLST | 42" | 96" | \$7444 | \$7775 | +\$221 | +\$744 | +\$98 |
| | 48" | 96" | \$8071 | \$8434 | +\$221 | +\$744 | +\$98 |



Seated-Height Round Tables

With Metal Legs



► Need help?
Product details,
page 408

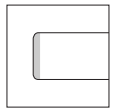
Standard Includes

- Top: High-Pressure Laminate price group 1 with 3 mm plastic edge
- Long grain direction
- Metal X-legs: paint price group 1
- Leg insert: furniture linoleum, Forbo

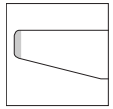
Required to Specify

- 1 Style number
 - 2 Size option (see below under Required Selections)
 - 3 Diameter (see below under Required Selections)
 - 4 Edge profile (see below under Required Selections)
 - 5 Laminate color number for top, if selected
 - 6 Plastic color number for 3 mm plastic edge, if selected
 - 7 Paint color number for metal legs
 - 8 Furniture linoleum color number for leg insert
 - 9 Options, if selected (see below)
- See *Surface Materials*, page 460.

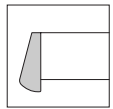
| | Required Selections | U.S. Price | Required to Specify | | | | | | | | | | |
|---|--|---|--|------------|---|------------|---|------------|---|------------|------------|--|--|
| Size Option | <ul style="list-style-type: none"> • Modular • Parametric | No cost No cost | Specify with <i>modular</i> . Specify with <i>parametric</i> . | | | | | | | | | | |
| Diameter | <table border="0"> <tr> <td>Modular</td> <td>Parametric</td> </tr> <tr> <td>• 42" Dia.</td> <td>• 42"–47¹⁵/₁₆" Dia.</td> </tr> <tr> <td>• 48" Dia.</td> <td>• 48"–53¹⁵/₁₆" Dia.</td> </tr> <tr> <td>• 54" Dia.</td> <td>• 54"–59¹⁵/₁₆" Dia.</td> </tr> <tr> <td>• 60" Dia.</td> <td>• 60" Dia.</td> </tr> </table> | Modular | Parametric | • 42" Dia. | • 42"–47 ¹⁵ / ₁₆ " Dia. | • 48" Dia. | • 48"–53 ¹⁵ / ₁₆ " Dia. | • 54" Dia. | • 54"–59 ¹⁵ / ₁₆ " Dia. | • 60" Dia. | • 60" Dia. | Prices at right Prices at right Prices at right Prices at right | Specify diameter. Specify diameter. Specify diameter. Specify diameter. |
| Modular | Parametric | | | | | | | | | | | | |
| • 42" Dia. | • 42"–47 ¹⁵ / ₁₆ " Dia. | | | | | | | | | | | | |
| • 48" Dia. | • 48"–53 ¹⁵ / ₁₆ " Dia. | | | | | | | | | | | | |
| • 54" Dia. | • 54"–59 ¹⁵ / ₁₆ " Dia. | | | | | | | | | | | | |
| • 60" Dia. | • 60" Dia. | | | | | | | | | | | | |
| Edge Profile, 3 mm Plastic or Wood Veneer | <ul style="list-style-type: none"> • 3 mm plastic edge • 3 mm wood edge | No cost No cost | Specify with <i>3 mm plastic edge</i> . Specify with <i>3 mm wood edge</i> . | | | | | | | | | | |
| Edge Profile, Slice Plastic or Wood Veneer | <table border="0"> <tr> <td>Modular</td> <td>Parametric</td> </tr> <tr> <td>• 42" Dia.</td> <td>• 42"–47¹⁵/₁₆" Dia.</td> </tr> <tr> <td>• 48" Dia.</td> <td>• 48"–53¹⁵/₁₆" Dia.</td> </tr> <tr> <td>• 54" Dia.</td> <td>• 54"–59¹⁵/₁₆" Dia.</td> </tr> <tr> <td>• 60" Dia.</td> <td>• 60" Dia.</td> </tr> </table> | Modular | Parametric | • 42" Dia. | • 42"–47 ¹⁵ / ₁₆ " Dia. | • 48" Dia. | • 48"–53 ¹⁵ / ₁₆ " Dia. | • 54" Dia. | • 54"–59 ¹⁵ / ₁₆ " Dia. | • 60" Dia. | • 60" Dia. | +\$331 +\$363 +\$397 +\$462 | Specify with <i>slice plastic or wood edge</i> . Specify with <i>slice plastic or wood edge</i> . Specify with <i>slice plastic or wood edge</i> . Specify with <i>slice plastic or wood edge</i> . |
| Modular | Parametric | | | | | | | | | | | | |
| • 42" Dia. | • 42"–47 ¹⁵ / ₁₆ " Dia. | | | | | | | | | | | | |
| • 48" Dia. | • 48"–53 ¹⁵ / ₁₆ " Dia. | | | | | | | | | | | | |
| • 54" Dia. | • 54"–59 ¹⁵ / ₁₆ " Dia. | | | | | | | | | | | | |
| • 60" Dia. | • 60" Dia. | | | | | | | | | | | | |
| Edge Profile, Drop Wood Edge | <table border="0"> <tr> <td>Modular</td> <td>Parametric</td> </tr> <tr> <td>• 42" Dia.</td> <td>• 42"–47¹⁵/₁₆" Dia.</td> </tr> <tr> <td>• 48" Dia.</td> <td>• 48"–53¹⁵/₁₆" Dia.</td> </tr> <tr> <td>• 54" Dia.</td> <td>• 54"–59¹⁵/₁₆" Dia.</td> </tr> <tr> <td>• 60" Dia.</td> <td>• 60" Dia.</td> </tr> </table> | Modular | Parametric | • 42" Dia. | • 42"–47 ¹⁵ / ₁₆ " Dia. | • 48" Dia. | • 48"–53 ¹⁵ / ₁₆ " Dia. | • 54" Dia. | • 54"–59 ¹⁵ / ₁₆ " Dia. | • 60" Dia. | • 60" Dia. | +\$530 +\$562 +\$595 +\$662 | Specify with <i>drop wood edge</i> . Specify with <i>drop wood edge</i> . Specify with <i>drop wood edge</i> . Specify with <i>drop wood edge</i> . |
| Modular | Parametric | | | | | | | | | | | | |
| • 42" Dia. | • 42"–47 ¹⁵ / ₁₆ " Dia. | | | | | | | | | | | | |
| • 48" Dia. | • 48"–53 ¹⁵ / ₁₆ " Dia. | | | | | | | | | | | | |
| • 54" Dia. | • 54"–59 ¹⁵ / ₁₆ " Dia. | | | | | | | | | | | | |
| • 60" Dia. | • 60" Dia. | | | | | | | | | | | | |
| Surface Materials | <p>Options</p> <p>High-Pressure Laminate top</p> <ul style="list-style-type: none"> • High-Pressure Laminate price group 2 • High-Pressure Laminate price group 3 • Open Line laminate (OLL) <p>Wood top</p> <ul style="list-style-type: none"> • Wood group 1 • Wood group 2 • Wood group 3 • Customiz stain <ul style="list-style-type: none"> • Full-fill finish on wood group 1 | See information at left See information at left +\$102 plus cost of laminate Prices at right Prices at right Prices at right No cost Prices at right | Specify High-Pressure Laminate color number. Specify High-Pressure Laminate color number. ► See <i>Surface Materials Reference Manual</i> . Specify wood color number. Specify wood color number. Specify wood color number. Specify with <i>Customiz stain</i> . ► See <i>Surface Materials Reference Manual</i> . Specify full-fill finish number. | | | | | | | | | | |



3 mm Edge, Plastic or Wood Veneer



Slice Edge, Plastic or Wood Veneer



Drop Edge, Solid Wood

Tip: Wood edge finish will match top finish.

For laminate group 2 and 3 pricing, please refer to the electronic catalog or SmartTools.

► Options, continued on next page



For Canadian Pricing

Multiply U.S. Price by the Canadian price factor.

► See page 1 for details.

► Options, continued from previous page

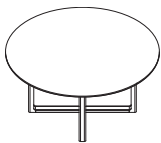
| Options | | U.S. Price | Required to Specify | |
|-------------------------------------|--|---|---|-----------------------------|
| Surface Materials, continued | Paint price group 2 for X-legs | | | |
| | Modular | Parametric | | |
| | • 42" Dia. | • 42"–47 ¹⁵ / ₁₆ " Dia. | +\$179 | Specify paint color number. |
| | • 48" Dia. | • 48"–53 ¹⁵ / ₁₆ " Dia. | +\$192 | Specify paint color number. |
| | • 54" Dia. | • 54"–59 ¹⁵ / ₁₆ " Dia. | +\$205 | Specify paint color number. |
| | • 60" Dia. | • 60" Dia. | +\$218 | Specify paint color number. |
| | Paint price group 3 for X-legs | | | |
| | Modular | Parametric | | |
| | • 42" Dia. | • 42"–47 ¹⁵ / ₁₆ " Dia. | +\$205 | Specify paint color number. |
| | • 48" Dia. | • 48"–53 ¹⁵ / ₁₆ " Dia. | +\$218 | Specify paint color number. |
| | • 54" Dia. | • 54"–59 ¹⁵ / ₁₆ " Dia. | +\$232 | Specify paint color number. |
| | • 60" Dia. | • 60" Dia. | +\$245 | Specify paint color number. |
| CC grommet finish | | | | |
| • Paint price group 1 | No cost | | Specify paint color number. | |
| • Paint price group 2 | +\$ 19 | | Specify paint color number. | |
| • Paint price group 3 | +\$ 27 | | Specify paint color number. | |
| CC grommet lid finish | | | | |
| • Paint price group 1 | No cost | | Specify paint color number. | |
| • Paint price group 2 | +\$ 9 | | Specify paint color number. | |
| • Paint price group 3 | +\$ 22 | | Specify paint color number. | |
| Grain Direction | • Long grain | No cost | Specify <i>with long grain</i> . | |
| | • No grain direction | No cost | Specify <i>with no grain direction</i> . | |
| | • Short grain | No cost | Specify <i>with short grain</i> . | |
| Grommet(s) | • No grommet | No cost | Specify <i>with no grommet</i> . | |
| | • CC grommet | | | |
| | – One CC grommet | +\$198 | Specify <i>with one CC grommet</i> . | |
| | – Two CC grommets | +\$396 | Specify <i>with two CC grommets</i> . | |
| Surface Power | Available on tables with CC grommet(s) only | | | |
| | • Three power | +\$179 | Specify <i>with three power</i> . | |
| | • Two power, two USB type A | +\$331 | Specify <i>with two power, two USB type A</i> . | |
| | • One USB type C, two power | +\$462 | Specify <i>with one USB type C, two power</i> . | |
| | • One USB type C, two USB type A, one power | +\$530 | Specify <i>with one USB type C, two USB type A, one power</i> . | |
| Infeed | • Plug | No cost | Specify <i>with plug</i> . | |
| | • Hardwire | +\$ 39 | Specify <i>with hardwire</i> . | |
| Hardwire Conduit Length | • 72"L | No cost | Specify <i>with 72"L</i> . | |
| | • 144"L | +\$100 | Specify <i>with 144"L</i> . | |

Tip: When Open Line laminate top surface is selected, grain direction defaults to vertical.

► See Grommet Availability Matrix, page 418.

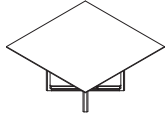
Specification Information

| Style Number | Dimensions | | U.S. Base Prices (with X-Leg) | | Options (Add \$ to Base Price) | | |
|---------------|------------------|--|-------------------------------|------------------|--------------------------------|--------------|----------------------------------|
| | Modular Diameter | Parametric Diameter | Laminate Price Group 1 Top | Wood Group 1 Top | Wood Top | | |
| | | | | | Wood Group 2 | Wood Group 3 | Full-Fill Finish on Wood Group 1 |
| VL9RML | 42" | 42"–47 ¹⁵ / ₁₆ " | \$5652 | \$5752 | +\$ 96 | +\$334 | +\$34 |
| | 48" | 48"–53 ¹⁵ / ₁₆ " | \$5921 | \$6054 | +\$ 96 | +\$334 | +\$34 |
| | 54" | 54"–59 ¹⁵ / ₁₆ " | \$6267 | \$6432 | +\$171 | +\$601 | +\$63 |
| | 60" | 60" | \$6560 | \$6758 | +\$171 | +\$601 | +\$63 |



Seated-Height Square Tables

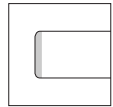
With Metal Legs



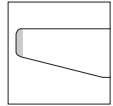
| Standard Includes | | Required to Specify |
|--|---|---|
| <ul style="list-style-type: none"> ▶ Need help? Product details, page 408 | <ul style="list-style-type: none"> • Top: High-Pressure Laminate price group 1 with 3 mm plastic edge • Long grain direction • Straight shape type • Metal X-legs: paint price group 1 • Leg insert: furniture linoleum, Forbo | <ol style="list-style-type: none"> 1 Style number 2 Size option (see below under Required Selections) 3 Width (see below under Required Selections) 4 Corner shape (see below under Required Selections) 5 Edge profile (see below under Required Selections) 6 Laminate color number for top, if selected 7 Plastic color number for 3 mm plastic edge, if selected 8 Paint color number for metal legs 9 Furniture linoleum color number for leg insert 10 Options, if selected (see below) <ul style="list-style-type: none"> ▶ See <i>Surface Materials</i>, page 460. |

Tip: Rounded and square corner shapes are only available on tables with straight shape type, not softened shape type.

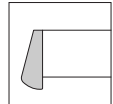
| | Required Selections | U.S. Price | Required to Specify | | | | | | | | | | | | | | | |
|---|---|--------------------|---|--------|---|---|---|--------|---|--------|--------|--|--|--------|--------|--------|--|--|
| Size Option | <ul style="list-style-type: none"> • Modular • Parametric | No cost No cost | Specify with <i>modular</i> . Specify with <i>parametric</i> . | | | | | | | | | | | | | | | |
| Width | <table border="0"> <tr> <td>Modular</td> <td>Parametric</td> </tr> <tr> <td>• 42"W</td> <td>• 42"–47¹⁵/₁₆"W</td> </tr> <tr> <td>• 48"W</td> <td>• 48"–53¹⁵/₁₆"W</td> </tr> <tr> <td>• 54"W</td> <td>• 54"–59¹⁵/₁₆"W</td> </tr> <tr> <td>• 60"W</td> <td>• 60"W</td> </tr> </table> | Modular | Parametric | • 42"W | • 42"–47 ¹⁵ / ₁₆ "W | • 48"W | • 48"–53 ¹⁵ / ₁₆ "W | • 54"W | • 54"–59 ¹⁵ / ₁₆ "W | • 60"W | • 60"W | Prices at right Prices at right Prices at right Prices at right | Specify width. Specify width. Specify width. Specify width. | | | | | |
| Modular | Parametric | | | | | | | | | | | | | | | | | |
| • 42"W | • 42"–47 ¹⁵ / ₁₆ "W | | | | | | | | | | | | | | | | | |
| • 48"W | • 48"–53 ¹⁵ / ₁₆ "W | | | | | | | | | | | | | | | | | |
| • 54"W | • 54"–59 ¹⁵ / ₁₆ "W | | | | | | | | | | | | | | | | | |
| • 60"W | • 60"W | | | | | | | | | | | | | | | | | |
| Corner Shape | <ul style="list-style-type: none"> • Rounded • Square | No cost No cost | Specify with <i>rounded corners</i> . Specify with <i>square corners</i> . | | | | | | | | | | | | | | | |
| Edge Profile, 3 mm Plastic or Wood Veneer | <ul style="list-style-type: none"> • 3 mm plastic edge • 3 mm wood edge | No cost No cost | Specify with <i>3 mm plastic edge</i> . Specify with <i>3 mm wood edge</i> . | | | | | | | | | | | | | | | |
| Edge Profile, Slice Plastic or Wood Veneer | <table border="0"> <tr> <td>Modular</td> <td>Parametric</td> <td></td> </tr> <tr> <td>• 42" W</td> <td>• 42"–47¹⁵/₁₆"W</td> <td>+\$331</td> </tr> <tr> <td>• 48"W</td> <td>• 48"–53¹⁵/₁₆"W</td> <td>+\$363</td> </tr> <tr> <td>• 54"W</td> <td>• 54"–59¹⁵/₁₆"W</td> <td>+\$397</td> </tr> <tr> <td>• 60"W</td> <td>• 60"W</td> <td>+\$462</td> </tr> </table> | Modular | Parametric | | • 42" W | • 42"–47 ¹⁵ / ₁₆ "W | +\$331 | • 48"W | • 48"–53 ¹⁵ / ₁₆ "W | +\$363 | • 54"W | • 54"–59 ¹⁵ / ₁₆ "W | +\$397 | • 60"W | • 60"W | +\$462 | | Specify with <i>slice plastic or wood edge</i> . Specify with <i>slice plastic or wood edge</i> . Specify with <i>slice plastic or wood edge</i> . Specify with <i>slice plastic or wood edge</i> . |
| Modular | Parametric | | | | | | | | | | | | | | | | | |
| • 42" W | • 42"–47 ¹⁵ / ₁₆ "W | +\$331 | | | | | | | | | | | | | | | | |
| • 48"W | • 48"–53 ¹⁵ / ₁₆ "W | +\$363 | | | | | | | | | | | | | | | | |
| • 54"W | • 54"–59 ¹⁵ / ₁₆ "W | +\$397 | | | | | | | | | | | | | | | | |
| • 60"W | • 60"W | +\$462 | | | | | | | | | | | | | | | | |
| Edge Profile, Drop Wood Edge | <table border="0"> <tr> <td>Modular</td> <td>Parametric</td> <td></td> </tr> <tr> <td>• 42"W</td> <td>• 42"–47¹⁵/₁₆"W</td> <td>+\$530</td> </tr> <tr> <td>• 48"W</td> <td>• 48"–53¹⁵/₁₆"W</td> <td>+\$562</td> </tr> <tr> <td>• 54"W</td> <td>• 54"–59¹⁵/₁₆"W</td> <td>+\$595</td> </tr> <tr> <td>• 60"W</td> <td>• 60"W</td> <td>+\$662</td> </tr> </table> | Modular | Parametric | | • 42"W | • 42"–47 ¹⁵ / ₁₆ "W | +\$530 | • 48"W | • 48"–53 ¹⁵ / ₁₆ "W | +\$562 | • 54"W | • 54"–59 ¹⁵ / ₁₆ "W | +\$595 | • 60"W | • 60"W | +\$662 | | Specify with <i>drop wood edge</i> . Specify with <i>drop wood edge</i> . Specify with <i>drop wood edge</i> . Specify with <i>drop wood edge</i> . |
| Modular | Parametric | | | | | | | | | | | | | | | | | |
| • 42"W | • 42"–47 ¹⁵ / ₁₆ "W | +\$530 | | | | | | | | | | | | | | | | |
| • 48"W | • 48"–53 ¹⁵ / ₁₆ "W | +\$562 | | | | | | | | | | | | | | | | |
| • 54"W | • 54"–59 ¹⁵ / ₁₆ "W | +\$595 | | | | | | | | | | | | | | | | |
| • 60"W | • 60"W | +\$662 | | | | | | | | | | | | | | | | |



3 mm Edge, Plastic or Wood Veneer



Slice Edge, Plastic or Wood Veneer



Drop Edge, Solid Wood

Tip: Wood edge finish will match top finish.

Tip: Solid drop wood edge not available on softened shapes.



For Canadian Pricing

Multiply U.S. Price by the Canadian price factor.

▶ See page 1 for details.

For laminate group 2 and 3 pricing, please refer to the electronic catalog or SmartTools.

| | Options | U.S. Price | Required to Specify | |
|--------------------------|---|--|---|---|
| Surface Materials | High-Pressure Laminate top | | | |
| | • High-Pressure Laminate price group 2 | See information at left | Specify High-Pressure Laminate color number. | |
| | • High-Pressure Laminate price group 3 | See information at left | Specify High-Pressure Laminate color number. | |
| | • Open Line laminate (OLL) | +\$102 plus cost of laminate | ▶ See <i>Surface Materials Reference Manual</i> . | |
| | Wood top | | | |
| | • Wood group 1 | Prices at right | Specify wood color number. | |
| | • Wood group 2 | Prices at right | Specify wood color number. | |
| | • Wood group 3 | Prices at right | Specify wood color number. | |
| | • Customiz stain | No cost | Specify with <i>Customiz stain</i> . | |
| | • Full-fill finish on wood group 1 | Prices at right | ▶ See <i>Surface Materials Reference Manual</i> . Specify full-fill finish number. | |
| | Paint price group 2 for X-legs | | | |
| | Modular | Parametric | | |
| | • 42"W | • 42"-47 ¹⁵ / ₁₆ "W | +\$179 | Specify paint color number. |
| | • 48"W | • 48"-53 ¹⁵ / ₁₆ "W | +\$192 | Specify paint color number. |
| | • 54"W | • 54"-59 ¹⁵ / ₁₆ "W | +\$205 | Specify paint color number. |
| | • 60"W | • 60"W | +\$218 | Specify paint color number. |
| | Paint price group 3 for X-legs | | | |
| | Modular | Parametric | | |
| | • 42"W | • 42"-47 ¹⁵ / ₁₆ "W | +\$205 | Specify paint color number. |
| | • 48"W | • 48"-53 ¹⁵ / ₁₆ "W | +\$218 | Specify paint color number. |
| | • 54"W | • 54"-59 ¹⁵ / ₁₆ "W | +\$232 | Specify paint color number. |
| | • 60"W | • 60"W | +\$245 | Specify paint color number. |
| | CC grommet finish | | | |
| | • Paint price group 1 | No cost | Specify paint color number. | |
| | • Paint price group 2 | +\$ 19 | Specify paint color number. | |
| | • Paint price group 3 | +\$ 27 | Specify paint color number. | |
| | CC grommet lid finish | | | |
| | • Paint price group 1 | No cost | Specify paint color number. | |
| | • Paint price group 2 | +\$ 9 | Specify paint color number. | |
| | • Paint price group 3 | +\$ 22 | Specify paint color number. | |
| | Shape Type, Softened | Modular | Parametric | |
| | • 42"W | • 42"-47 ¹⁵ / ₁₆ "W | +\$385 | Specify with <i>softened shape type</i> . |
| | • 48"W | • 48"-53 ¹⁵ / ₁₆ "W | +\$482 | Specify with <i>softened shape type</i> . |
| | • 54"W | • 54"-59 ¹⁵ / ₁₆ "W | +\$546 | Specify with <i>softened shape type</i> . |
| | • 60"W | • 60"W | +\$615 | Specify with <i>softened shape type</i> . |
| | Grain Direction | | | |
| | • Long grain | No cost | Specify with <i>long grain</i> . | |
| | • No grain direction | No cost | Specify with <i>no grain direction</i> . | |
| | • Short grain | No cost | Specify with <i>short grain</i> . | |
| | Grommet | | | |
| | • No grommet | No cost | Specify with <i>no grommet</i> . | |
| | • CC grommet | | | |
| | – One CC grommet | +\$198 | Specify with <i>one CC grommet</i> . | |
| | – Two CC grommets | +\$396 | Specify with <i>two CC grommets</i> . | |
| | Surface Power | Available on tables with CC grommet(s) only | | |
| | • Three power | +\$179 | Specify with <i>three power</i> . | |
| | • Two power, two USB type A | +\$331 | Specify with <i>two power, two USB type A</i> . | |
| | • One USB type C, two power | +\$462 | Specify with <i>one USB type C, two power</i> . | |
| | • One USB type C, two USB type A, one power | +\$530 | Specify with <i>one USB type C, two USB type A, one power</i> . | |
| | Infeed | | | |
| | • Plug | No cost | Specify with <i>plug</i> . | |
| | • Hardwire | +\$ 39 | Specify with <i>hardwire</i> . | |
| | Hardwire Conduit Length | | | |
| | • 72"L | No cost | Specify with <i>72"L</i> . | |
| | • 144"L | +\$100 | Specify with <i>144"L</i> . | |

Tip: When Open Line laminate top surface is selected, grain direction defaults to vertical.

▶ See *Grommet Availability Matrix*, page 418.

 **For Canadian Pricing**
Multiply U.S. Price by the Canadian price factor.
▶ See page 1 for details.

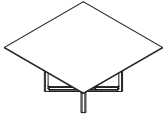
▶ **Specification Information, on next page**

Seated-Height Square Tables, With Metal Legs, continued

► Options, on previous page

Specification Information

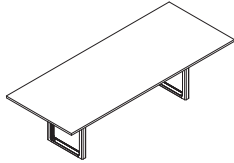
| Style Number | Dimensions | | U.S. Base Prices (with X-Leg) | | Options (Add \$ to Base Price) | | |
|--------------|---------------|--|-------------------------------|------------------------|--------------------------------|------------------|----------------------------------|
| | Modular Width | Parametric Width | Laminate Price Group 1 Top | Wood Price Group 1 Top | Wood Top Group 2 | Wood Top Group 3 | Full-Fill Finish on Wood Group 1 |
| VLYSQML | 42" | 42"–47 ¹⁵ / ₁₆ " | \$5652 | \$5752 | +\$ 96 | +\$334 | +\$34 |
| | 48" | 48"–53 ¹⁵ / ₁₆ " | \$5921 | \$6054 | +\$ 96 | +\$334 | +\$34 |
| | 54" | 54"–59 ¹⁵ / ₁₆ " | \$6267 | \$6432 | +\$171 | +\$601 | +\$63 |
| | 60" | 60" | \$6560 | \$6758 | +\$171 | +\$601 | +\$63 |



For Canadian Pricing
 Multiply U.S. Price by the Canadian price factor.
 ► See page 1 for details.

Seated-Height Rectangle Tables

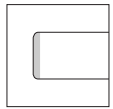
With Metal Legs



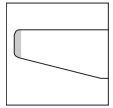
Seated-height rectangle table with U-legs shown.

| Standard Includes | Required to Specify |
|---|---|
| <ul style="list-style-type: none"> ▶ Need help? Product details, page 408 • Worksurface: High-Pressure Laminate price group 1 with 3 mm plastic edge • Long grain direction • Straight shape type • Metal legs: paint price group 1 • Leg insert: furniture linoleum, Forbo | <ol style="list-style-type: none"> 1 Style number 2 Size option (see below under Required Selections) 3 Depth (see below under Required Selections) 4 Width (see below under Required Selections) 5 Corner shape (see below under Required Selections) 6 Edge profile (see below under Required Selections) 7 Leg type (see below under Required Selections) 8 Laminate color number for top, if selected 9 Plastic color number for 3 mm plastic edge, if selected 10 Paint color number for metal legs 11 Furniture linoleum color number for leg insert 12 Options, if selected (see below) <p>▶ See <i>Surface Materials</i>, page 460.</p> |

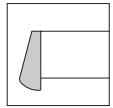
Tip: Rounded and square corner shapes are only available on tables with straight shape type, not softened shape type.



3 mm Edge, Plastic or Wood Veneer



Slice Edge, Plastic or Wood Veneer



Drop Edge, Solid Wood

Tip: Wood edge finish will match top finish.

Tip: Solid drop wood edge not available on softened shapes.



For Canadian Pricing
Multiply U.S. Price by the Canadian price factor.

▶ See page 1 for details.

| Size Option | Required Selections | U.S. Price | Required to Specify | | | | | | | | | | | | | | | | | | | | | | |
|---|--|--------------------|---|--------|---|--------|---|--------|---|--------|--|--|--|---------|---|---------|---|---------|---|---------|---|---------|---------|--|--|
| | <ul style="list-style-type: none"> • Modular • Parametric | No cost No cost | Specify with <i>modular</i> . Specify with <i>parametric</i> . | | | | | | | | | | | | | | | | | | | | | | |
| Depth | <table border="1"> <thead> <tr> <th style="background-color: #212121; color: white;">Modular</th> <th style="background-color: #212121; color: white;">Parametric</th> </tr> </thead> <tbody> <tr> <td>• 42"D</td> <td>• 42"–47¹⁵/₁₆"D</td> </tr> <tr> <td>• 48"D</td> <td>• 48"–53¹⁵/₁₆"D</td> </tr> <tr> <td>• 54"D</td> <td>• 54"–59¹⁵/₁₆"D</td> </tr> <tr> <td>• 60"D</td> <td>• 60"D</td> </tr> </tbody> </table> | Modular | Parametric | • 42"D | • 42"–47 ¹⁵ / ₁₆ "D | • 48"D | • 48"–53 ¹⁵ / ₁₆ "D | • 54"D | • 54"–59 ¹⁵ / ₁₆ "D | • 60"D | • 60"D | Prices at right Prices at right Prices at right Prices at right | Specify depth. Specify depth. Specify depth. Specify depth. | | | | | | | | | | | | |
| Modular | Parametric | | | | | | | | | | | | | | | | | | | | | | | | |
| • 42"D | • 42"–47 ¹⁵ / ₁₆ "D | | | | | | | | | | | | | | | | | | | | | | | | |
| • 48"D | • 48"–53 ¹⁵ / ₁₆ "D | | | | | | | | | | | | | | | | | | | | | | | | |
| • 54"D | • 54"–59 ¹⁵ / ₁₆ "D | | | | | | | | | | | | | | | | | | | | | | | | |
| • 60"D | • 60"D | | | | | | | | | | | | | | | | | | | | | | | | |
| Width | <table border="1"> <thead> <tr> <th style="background-color: #212121; color: white;">Modular</th> <th style="background-color: #212121; color: white;">Parametric</th> </tr> </thead> <tbody> <tr> <td>• 66"W</td> <td>• 66"–71¹⁵/₁₆"W</td> </tr> <tr> <td>• 72"W</td> <td>• 72"–83¹⁵/₁₆"W</td> </tr> <tr> <td>• 84"W</td> <td>• 84"–95¹⁵/₁₆"W</td> </tr> <tr> <td>• 96"W</td> <td>• 96"–107¹⁵/₁₆"W</td> </tr> <tr> <td>• 108"W</td> <td>• 108"–119¹⁵/₁₆"W</td> </tr> <tr> <td>• 120"W</td> <td>• 120"–143¹⁵/₁₆"W</td> </tr> <tr> <td>• 144"W</td> <td>• 144"–167¹⁵/₁₆"W</td> </tr> <tr> <td>• 168"W</td> <td>• 168"–191¹⁵/₁₆"W</td> </tr> <tr> <td>• 192"W</td> <td>• 192"–215¹⁵/₁₆"W</td> </tr> <tr> <td>• 216"W</td> <td>• 216"W</td> </tr> </tbody> </table> | Modular | Parametric | • 66"W | • 66"–71 ¹⁵ / ₁₆ "W | • 72"W | • 72"–83 ¹⁵ / ₁₆ "W | • 84"W | • 84"–95 ¹⁵ / ₁₆ "W | • 96"W | • 96"–107 ¹⁵ / ₁₆ "W | • 108"W | • 108"–119 ¹⁵ / ₁₆ "W | • 120"W | • 120"–143 ¹⁵ / ₁₆ "W | • 144"W | • 144"–167 ¹⁵ / ₁₆ "W | • 168"W | • 168"–191 ¹⁵ / ₁₆ "W | • 192"W | • 192"–215 ¹⁵ / ₁₆ "W | • 216"W | • 216"W | Prices at right Prices at right Prices at right Prices at right Prices at right Prices at right Prices at right Prices at right Prices at right Prices at right | Specify width. Specify width. Specify width. Specify width. Specify width. Specify width. Specify width. Specify width. Specify width. Specify width. |
| Modular | Parametric | | | | | | | | | | | | | | | | | | | | | | | | |
| • 66"W | • 66"–71 ¹⁵ / ₁₆ "W | | | | | | | | | | | | | | | | | | | | | | | | |
| • 72"W | • 72"–83 ¹⁵ / ₁₆ "W | | | | | | | | | | | | | | | | | | | | | | | | |
| • 84"W | • 84"–95 ¹⁵ / ₁₆ "W | | | | | | | | | | | | | | | | | | | | | | | | |
| • 96"W | • 96"–107 ¹⁵ / ₁₆ "W | | | | | | | | | | | | | | | | | | | | | | | | |
| • 108"W | • 108"–119 ¹⁵ / ₁₆ "W | | | | | | | | | | | | | | | | | | | | | | | | |
| • 120"W | • 120"–143 ¹⁵ / ₁₆ "W | | | | | | | | | | | | | | | | | | | | | | | | |
| • 144"W | • 144"–167 ¹⁵ / ₁₆ "W | | | | | | | | | | | | | | | | | | | | | | | | |
| • 168"W | • 168"–191 ¹⁵ / ₁₆ "W | | | | | | | | | | | | | | | | | | | | | | | | |
| • 192"W | • 192"–215 ¹⁵ / ₁₆ "W | | | | | | | | | | | | | | | | | | | | | | | | |
| • 216"W | • 216"W | | | | | | | | | | | | | | | | | | | | | | | | |
| Corner Shape | <ul style="list-style-type: none"> • Rounded • Square | No cost No cost | Specify with <i>rounded corners</i> . Specify with <i>square corners</i> . | | | | | | | | | | | | | | | | | | | | | | |
| Edge Profile, 3 mm Plastic or Wood Veneer | <ul style="list-style-type: none"> • 3 mm plastic edge • 3 mm wood edge | No cost No cost | Specify with <i>3 mm plastic edge</i> . Specify with <i>3 mm wood edge</i> . | | | | | | | | | | | | | | | | | | | | | | |
| Edge Profile, Slice Plastic or Wood Veneer | <table border="1"> <thead> <tr> <th style="background-color: #212121; color: white;">Modular</th> <th style="background-color: #212121; color: white;">Parametric</th> </tr> </thead> <tbody> <tr> <td>• 42"D</td> <td>• 42"–47¹⁵/₁₆"D</td> </tr> <tr> <td>• 48"D</td> <td>• 48"–53¹⁵/₁₆"D</td> </tr> <tr> <td>• 54"D</td> <td>• 54"–59¹⁵/₁₆"D</td> </tr> <tr> <td>• 60"D</td> <td>• 60"D</td> </tr> </tbody> </table> | Modular | Parametric | • 42"D | • 42"–47 ¹⁵ / ₁₆ "D | • 48"D | • 48"–53 ¹⁵ / ₁₆ "D | • 54"D | • 54"–59 ¹⁵ / ₁₆ "D | • 60"D | • 60"D | Prices at right Prices at right Prices at right Prices at right | Specify with <i>slice plastic or wood edge</i> . Specify with <i>slice plastic or wood edge</i> . Specify with <i>slice plastic or wood edge</i> . Specify with <i>slice plastic or wood edge</i> . | | | | | | | | | | | | |
| Modular | Parametric | | | | | | | | | | | | | | | | | | | | | | | | |
| • 42"D | • 42"–47 ¹⁵ / ₁₆ "D | | | | | | | | | | | | | | | | | | | | | | | | |
| • 48"D | • 48"–53 ¹⁵ / ₁₆ "D | | | | | | | | | | | | | | | | | | | | | | | | |
| • 54"D | • 54"–59 ¹⁵ / ₁₆ "D | | | | | | | | | | | | | | | | | | | | | | | | |
| • 60"D | • 60"D | | | | | | | | | | | | | | | | | | | | | | | | |
| Edge Profile, Drop Wood Edge | <table border="1"> <thead> <tr> <th style="background-color: #212121; color: white;">Modular</th> <th style="background-color: #212121; color: white;">Parametric</th> </tr> </thead> <tbody> <tr> <td>• 42"D</td> <td>• 42"–47¹⁵/₁₆"D</td> </tr> <tr> <td>• 48"D</td> <td>• 48"–53¹⁵/₁₆"D</td> </tr> <tr> <td>• 54"D</td> <td>• 54"–59¹⁵/₁₆"D</td> </tr> <tr> <td>• 60"D</td> <td>• 60"D</td> </tr> </tbody> </table> | Modular | Parametric | • 42"D | • 42"–47 ¹⁵ / ₁₆ "D | • 48"D | • 48"–53 ¹⁵ / ₁₆ "D | • 54"D | • 54"–59 ¹⁵ / ₁₆ "D | • 60"D | • 60"D | Prices at right Prices at right Prices at right Prices at right | Specify with <i>drop wood edge</i> . Specify with <i>drop wood edge</i> . Specify with <i>drop wood edge</i> . Specify with <i>drop wood edge</i> . | | | | | | | | | | | | |
| Modular | Parametric | | | | | | | | | | | | | | | | | | | | | | | | |
| • 42"D | • 42"–47 ¹⁵ / ₁₆ "D | | | | | | | | | | | | | | | | | | | | | | | | |
| • 48"D | • 48"–53 ¹⁵ / ₁₆ "D | | | | | | | | | | | | | | | | | | | | | | | | |
| • 54"D | • 54"–59 ¹⁵ / ₁₆ "D | | | | | | | | | | | | | | | | | | | | | | | | |
| • 60"D | • 60"D | | | | | | | | | | | | | | | | | | | | | | | | |

▶ Required Selections, continued on next page

► Required Selections, continued from previous page

| Required Selections | | U.S. Price | Required to Specify | |
|---------------------|---|---|---------------------------------|---------------------------|
| Leg Type | U-leg | | | |
| | Modular | | | |
| | • 42"D | • 42"-47 ¹⁵ / ₁₆ "D | +\$ 198 per leg | Specify with U-leg. |
| | • 48"D | • 48"-53 ¹⁵ / ₁₆ "D | +\$ 232 per leg | Specify with U-leg. |
| | • 54"D | • 54"-59 ¹⁵ / ₁₆ "D | +\$ 331 per leg | Specify with U-leg. |
| | • 60"D | • 60"D | +\$ 397 per leg | Specify with U-leg. |
| | Trestle leg (42"D-48"D only) | | | |
| | Modular | | | |
| | • 96"W | • 96"-107 ¹⁵ / ₁₆ "W | +\$ 662 | Specify with trestle leg. |
| | • 108"W | • 108"-119 ¹⁵ / ₁₆ "W | +\$ 859 | Specify with trestle leg. |
| | • 120"W | • 120"W | +\$ 925 | Specify with trestle leg. |
| | Split trestle leg (42"D-48"D only) | | | |
| | Modular | | | |
| • 120"W | • 120"-143 ¹⁵ / ₁₆ "W | +\$ 993 | Specify with split trestle leg. | |
| • 144"W | • 144"W | +\$1189 | Specify with split trestle leg. | |

| Options | | U.S. Price | Required to Specify | |
|---|---|---|---|-----------------------------|
| Surface Materials | High-Pressure Laminate top | | | |
| | • High-Pressure Laminate price group 2 | See information at left | Specify High-Pressure Laminate color number. | |
| | • High-Pressure Laminate price group 3 | See information at left | Specify High-Pressure Laminate color number. | |
| | • Open Line laminate (OLL) | +\$ 102 plus cost of laminate | ► See <i>Surface Materials Reference Manual</i> . | |
| | Wood top | | | |
| | • Wood group 1 | Prices at right | Specify wood color number. | |
| | • Wood group 2 | Prices at right | Specify wood color number. | |
| | • Wood group 3 | Prices at right | Specify wood color number. | |
| | • Customiz stain | No cost | Specify with <i>Customiz stain</i> . | |
| | • Full-fill finish on wood group 1 | Prices at right | ► See <i>Surface Materials Reference Manual</i> . Specify full-fill finish number. | |
| | Paint price group 2 for U-leg | | | |
| | Modular | | | |
| | • 42"D | • 42"-47 ¹⁵ / ₁₆ "D | +\$ 72 per leg | Specify paint color number. |
| • 48"D | • 48"-53 ¹⁵ / ₁₆ "D | +\$ 105 per leg | Specify paint color number. | |
| • 54"D | • 54"-59 ¹⁵ / ₁₆ "D | +\$ 138 per leg | Specify paint color number. | |
| • 60"D | • 60"D | +\$ 172 per leg | Specify paint color number. | |
| Paint price group 2 for trestle leg (42"D-48"D only) | | | | |
| Modular | | | | |
| • 96"W | • 96"-107 ¹⁵ / ₁₆ "W | +\$ 346 | Specify paint color number. | |
| • 108"W | • 108"-119 ¹⁵ / ₁₆ "W | +\$ 380 | Specify paint color number. | |
| • 120"W | • 120"W | +\$ 416 | Specify paint color number. | |
| Paint price group 2 for split trestle leg (42"D-48"D only) | | | | |
| Modular | | | | |
| • 120"W | • 120"-143 ¹⁵ / ₁₆ "W | +\$ 380 | Specify paint color number. | |
| • 144"W | • 144"W | +\$ 484 | Specify paint color number. | |
| Paint price group 3 for U-leg | | | | |
| Modular | | | | |
| • 42"D | • 42"-47 ¹⁵ / ₁₆ "D | +\$ 105 | Specify paint color number. | |
| • 48"D | • 48"-53 ¹⁵ / ₁₆ "D | +\$ 138 | Specify paint color number. | |
| • 54"D | • 54"-59 ¹⁵ / ₁₆ "D | +\$ 172 | Specify paint color number. | |
| • 60"D | • 60"D | +\$ 207 | Specify paint color number. | |
| Paint price group 3 for trestle leg (42"D-48"D only) | | | | |
| Modular | | | | |
| • 96"W | • 96"-107 ¹⁵ / ₁₆ "W | +\$ 484 | Specify paint color number. | |
| • 108"W | • 108"-119 ¹⁵ / ₁₆ "W | +\$ 518 | Specify paint color number. | |
| • 120"W | • 120"W | +\$ 556 | Specify paint color number. | |

For laminate group 2 and 3 pricing, please refer to the electronic catalog or SmartTools.



For Canadian Pricing

Multiply U.S. Price by the Canadian price factor.

► See page 1 for details.

► Options, continued on next page

Seated-Height Rectangle Tables, with Metal Legs, continued

► Options, continued from previous page

| | | Options | U.S. Price | Required to Specify |
|-------------------------------------|---|---|-----------------------------------|---|
| Surface Materials, continued | Paint price group 3 for split trestle leg (42"D–48"D only) | | | |
| | | Modular | Parametric | |
| | • 120"W | • 120"–143 ¹⁵ / ₁₆ "W | +\$ 518 | Specify paint color number. |
| | • 144"W | • 144"W | +\$ 622 | Specify paint color number. |
| | CC grommet finish | | | |
| | • Paint price group 1 | No cost | | Specify paint color number. |
| | • Paint price group 2 | +\$ 19 | | Specify paint color number. |
| | • Paint price group 3 | +\$ 27 | | Specify paint color number. |
| | CC grommet lid finish | | | |
| | • Paint price group 1 | No cost | | Specify paint color number. |
| | • Paint price group 2 | +\$ 9 | | Specify paint color number. |
| | • Paint price group 3 | +\$ 22 | | Specify paint color number. |
| Shape Type, Softened | Trestle leg (42"D–48"D only) | | | |
| | | Modular | Parametric | |
| | • 96"W | • 96"–107 ¹⁵ / ₁₆ "W | +\$ 727 | Specify with softened shape type. |
| | • 108"W | • 108"–119 ¹⁵ / ₁₆ "W | +\$ 859 | Specify with softened shape type. |
| | • 120"W | • 120"W | +\$ 993 | Specify with softened shape type. |
| | Split trestle leg (42"D–48"D only) | | | |
| | Modular | Parametric | | |
| | • 120"W | • 120"–143 ¹⁵ / ₁₆ "W | +\$ 993 | Specify with softened shape type. |
| | • 144"W | • 144"W | +\$1125 | Specify with softened shape type. |
| Grain Direction | • Long grain | No cost | | Specify with long grain. |
| | • No grain direction | No cost | | Specify with no grain direction. |
| | • Short grain | No cost | | Specify with short grain. |
| Grommet | • No grommet | No cost | | Specify with no grommet. |
| | • CC grommet | | | |
| | – One CC grommet | +\$ 198 | | Specify with one CC grommet. |
| | – Two CC grommets | +\$ 396 | | Specify with two CC grommets. |
| | – Three CC grommets | +\$ 594 | | Specify with three CC grommets. |
| | – Four CC grommets | +\$ 792 | | Specify with four CC grommets. |
| | – Six CC grommets | +\$1188 | | Specify with six CC grommets. |
| | – Eight CC grommets | +\$1584 | | Specify with eight CC grommets. |
| | • Long grommet | | | |
| | – One long grommet | +\$ 264 | | Specify with one long grommet. |
| – Two long grommets | +\$ 528 | | Specify with two long grommets. | |
| – Three long grommets | +\$ 792 | | Specify with three long grommets. | |
| – Four long grommets | +\$1056 | | Specify with four long grommets. | |
| Surface Power | Available on tables with CC grommet(s) only | | | |
| | • Three power | +\$ 179 | | Specify with three power. |
| | • Two power, two USB type A | +\$ 331 | | Specify with two power, two USB type A. |
| | • One USB type C, two power | +\$ 462 | | Specify with one USB type C, two power. |
| | • One USB type C, two USB type A, one power | +\$ 530 | | Specify with one USB type C, two USB type A, one power. |
| Infeed | • Plug | No cost | | Specify with plug. |
| | • Hardwire | +\$ 39 | | Specify with hardwire. |
| Hardwire Conduit Length | • 72"L | No cost | | Specify with 72"L. |
| | • 144"L | +\$ 100 | | Specify with 144"L. |

Tip: Softened shape type is only available on trestle leg and split trestle leg. U-leg is not available in softened shape type.

Tip: When Open Line laminate top surface is selected, grain direction defaults to vertical.

► See Grommet Availability Matrix, page 418.

Slice Wood Edge Upcharges

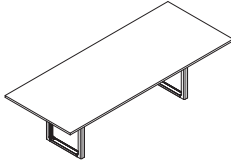
| Depth | Width | | | | | | | | | | | | |
|-------|--|------------|------------|--|--|--|---|--|--|--|--|--|--------|
| | Modular | Parametric | Modular | 66" | 72" | 84" | 96" | 108" | 120" | 144" | 168" | 192" | 216" |
| | | | Parametric | 66"–71 ¹⁵ / ₁₆ " | 72"–83 ¹⁵ / ₁₆ " | 84"–95 ¹⁵ / ₁₆ " | 96"–107 ¹⁵ / ₁₆ " | 108"–119 ¹⁵ / ₁₆ " | 120"–143 ¹⁵ / ₁₆ " | 144"–167 ¹⁵ / ₁₆ " | 168"–191 ¹⁵ / ₁₆ " | 192"–215 ¹⁵ / ₁₆ " | 216" |
| 42" | 42"–47 ¹⁵ / ₁₆ " | | | +\$416 | +\$462 | +\$495 | +\$530 | +\$562 | +\$595 | +\$627 | +\$662 | +\$695 | +\$727 |
| 48" | 48"–53 ¹⁵ / ₁₆ " | | | +\$416 | +\$462 | +\$495 | +\$530 | +\$562 | +\$595 | +\$627 | +\$662 | +\$695 | +\$727 |
| 54" | 54"–59 ¹⁵ / ₁₆ " | | | +\$495 | +\$530 | +\$562 | +\$595 | +\$627 | +\$662 | +\$695 | +\$727 | +\$761 | +\$794 |
| 60" | 60" | | | +\$562 | +\$595 | +\$627 | +\$662 | +\$695 | +\$727 | +\$761 | +\$794 | +\$826 | +\$859 |

Drop Wood Edge Upcharges

| Depth | | Width | | | | | | | | | | |
|---------|--|------------|--|--|--|---|--|--|--|--|--|--------|
| Modular | Parametric | Modular | 66" | 72" | 84" | 96" | 108" | 120" | 144" | 168" | 192" | 216" |
| | | Parametric | 66"-71 ¹⁵ / ₁₆ " | 72"-83 ¹⁵ / ₁₆ " | 84"-95 ¹⁵ / ₁₆ " | 96"-107 ¹⁵ / ₁₆ " | 108"-119 ¹⁵ / ₁₆ " | 120"-143 ¹⁵ / ₁₆ " | 144"-167 ¹⁵ / ₁₆ " | 168"-191 ¹⁵ / ₁₆ " | 192"-215 ¹⁵ / ₁₆ " | 216" |
| 42" | 42"-47 ¹⁵ / ₁₆ " | | +\$627 | +\$662 | +\$695 | +\$727 | +\$761 | +\$794 | +\$826 | +\$859 | +\$894 | +\$925 |
| 48" | 48"-53 ¹⁵ / ₁₆ " | | +\$627 | +\$662 | +\$695 | +\$727 | +\$761 | +\$794 | +\$826 | +\$859 | +\$894 | +\$925 |
| 54" | 54"-59 ¹⁵ / ₁₆ " | | +\$662 | +\$695 | +\$727 | +\$761 | +\$794 | +\$826 | +\$859 | +\$894 | +\$925 | +\$959 |
| 60" | 60" | | +\$695 | +\$727 | +\$761 | +\$794 | +\$826 | +\$859 | +\$894 | +\$925 | +\$959 | +\$993 |

Specification Information

| Style Number | Dimensions | | | | U.S. Base Prices | | Options | | | |
|--------------|---------------|------------------|---------------|------------------|----------------------------|------------------|------------------------|--------------|----------------------------------|--|
| | Depth | | Width | | Laminate Price Group 1 Top | Wood Group 1 Top | (Add \$ to Base Price) | | Wood Top | |
| | Modular Depth | Parametric Depth | Modular Width | Parametric Width | | | Wood Group 2 | Wood Group 3 | Full-Fill Finish on Wood Group 1 | |
| | | | | | | | | | | |



| Style | Depth | Parametric Depth | Modular Width | Parametric Width | Laminate Price | Wood Price | Option 1 | Option 2 | Option 3 |
|-----------------|-------|--|---------------|--|----------------|------------|----------|----------|----------|
| VLYRECML | 42" | 42"-47 ¹⁵ / ₁₆ " | 66" | 66"-71 ¹⁵ / ₁₆ " | \$6386 | \$6665 | +\$145 | +\$583 | +\$ 98 |
| | | | 72" | 72"-83 ¹⁵ / ₁₆ " | \$6517 | \$6801 | +\$165 | +\$606 | +\$ 98 |
| | | | 84" | 84"-95 ¹⁵ / ₁₆ " | \$6715 | \$7014 | +\$193 | +\$676 | +\$ 98 |
| | | | 96" | 96"-107 ¹⁵ / ₁₆ " | \$6914 | \$7245 | +\$221 | +\$744 | +\$ 98 |
| | | | 108" | 108"-119 ¹⁵ / ₁₆ " | \$7052 | \$7390 | +\$232 | +\$782 | +\$ 98 |
| | | | 120" | 120"-143 ¹⁵ / ₁₆ " | \$7194 | \$7537 | +\$243 | +\$821 | +\$129 |
| | | | 144" | 144"-167 ¹⁵ / ₁₆ " | \$7337 | \$7688 | +\$255 | +\$862 | +\$129 |
| | | | 168" | 168"-191 ¹⁵ / ₁₆ " | \$7484 | \$7843 | +\$267 | +\$905 | +\$129 |
| | | | 192" | 192"-215 ¹⁵ / ₁₆ " | \$7633 | \$7998 | +\$281 | +\$950 | +\$129 |
| | | | 216" | 216" | \$7788 | \$8162 | +\$296 | +\$997 | +\$129 |

► Specification Information, continued on next page



For Canadian Pricing

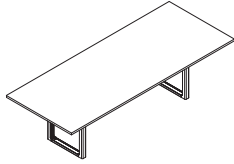
Multiply U.S. Price by the Canadian price factor.

► See page 1 for details.

Seated-Height Rectangle Tables, with Metal Legs, continued

► Specification Information, continued from previous page

| Specification Information | | | | | | | | | |
|---------------------------|------------------|------------------|---------------|------------------|----------------------------|------------------|--------------------------------|--------------|-------------------------------|
| Style Number | Dimensions Depth | | Width | | U.S. Base Prices | | Options (Add \$ to Base Price) | | |
| | Modular Depth | Parametric Depth | Modular Width | Parametric Width | Laminate Price Group 1 Top | Wood Group 1 Top | Wood Top Group 2 | Wood Group 3 | Full-Fill Finish Wood Group 1 |



| | | | | | | | | | |
|----------|------|--|---------|--|----------|----------|---------|---------|--------|
| VLYRECML | 48" | 48"-53 ¹⁵ / ₁₆ " | 66" | 66"-71 ¹⁵ / ₁₆ " | \$ 6969 | \$ 7248 | +\$145 | +\$ 583 | +\$ 98 |
| | | | 72" | 72"-83 ¹⁵ / ₁₆ " | \$ 7113 | \$ 7397 | +\$165 | +\$ 606 | +\$ 98 |
| | | | 84" | 84"-95 ¹⁵ / ₁₆ " | \$ 7311 | \$ 7642 | +\$193 | +\$ 676 | +\$ 98 |
| | | | 96" | 96"-107 ¹⁵ / ₁₆ " | \$ 7509 | \$ 7872 | +\$221 | +\$ 744 | +\$ 98 |
| | | | 108" | 108"-119 ¹⁵ / ₁₆ " | \$ 7696 | \$ 8070 | +\$232 | +\$ 782 | +\$ 98 |
| | | | 120" | 120"-143 ¹⁵ / ₁₆ " | \$ 7888 | \$ 8270 | +\$243 | +\$ 821 | +\$129 |
| | | | 144" | 144"-167 ¹⁵ / ₁₆ " | \$ 8087 | \$ 8479 | +\$255 | +\$ 862 | +\$129 |
| | | | 168" | 168"-191 ¹⁵ / ₁₆ " | \$ 8288 | \$ 8690 | +\$267 | +\$ 905 | +\$129 |
| | | | 192" | 192"-215 ¹⁵ / ₁₆ " | \$ 8495 | \$ 8907 | +\$281 | +\$ 950 | +\$129 |
| | 216" | 216" | \$ 8709 | \$ 9131 | +\$296 | +\$ 997 | +\$129 | | |
| | 54" | 54"-59 ¹⁵ / ₁₆ " | 66" | 66"-71 ¹⁵ / ₁₆ " | \$ 9061 | \$ 9423 | +\$174 | +\$ 699 | +\$155 |
| | | | 72" | 72"-83 ¹⁵ / ₁₆ " | \$ 9246 | \$ 9616 | +\$198 | +\$ 728 | +\$155 |
| | | | 84" | 84"-95 ¹⁵ / ₁₆ " | \$ 9433 | \$ 9810 | +\$208 | +\$ 764 | +\$155 |
| | | | 96" | 96"-107 ¹⁵ / ₁₆ " | \$ 9618 | \$10,003 | +\$218 | +\$ 802 | +\$155 |
| | | | 108" | 108"-119 ¹⁵ / ₁₆ " | \$ 9812 | \$10,205 | +\$232 | +\$ 844 | +\$155 |
| | | | 120" | 120"-143 ¹⁵ / ₁₆ " | \$10,008 | \$10,409 | +\$243 | +\$ 885 | +\$155 |
| | | | 144" | 144"-167 ¹⁵ / ₁₆ " | \$10,209 | \$10,617 | +\$253 | +\$ 929 | +\$185 |
| | | | 168" | 168"-191 ¹⁵ / ₁₆ " | \$10,413 | \$10,829 | +\$265 | +\$ 976 | +\$185 |
| | | | 192" | 192"-215 ¹⁵ / ₁₆ " | \$10,621 | \$11,046 | +\$279 | +\$1025 | +\$185 |
| 216" | | | 216" | \$10,832 | \$11,265 | +\$293 | +\$1077 | +\$185 | |

► Specification Information, continued on next page



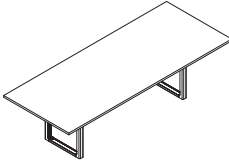
For Canadian Pricing

Multiply U.S. Price by the Canadian price factor.

► See page 1 for details.

► Specification Information, continued from previous page

| Specification Information | | | | | | | | |
|---------------------------|------------------|---------------|------------------|----------------------------|------------------|--------------------------------|--------------|----------------------------------|
| Style Number | Dimensions Depth | Width | | U.S. Base Prices | | Options (Add \$ to Base Price) | | |
| | | Modular Width | Parametric Width | Laminate Price Group 1 Top | Wood Group 1 Top | Wood Top | | Full-Fill Finish on Wood Group 1 |
| | | | | | | Wood Group 2 | Wood Group 3 | |



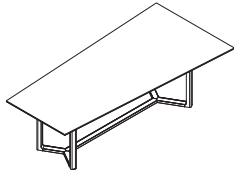
| Style Number | Dimensions Depth | Modular Width | Parametric Width | Laminate Price Group 1 Top | Wood Group 1 Top | Wood Group 2 | Wood Group 3 | Full-Fill Finish on Wood Group 1 |
|--------------|------------------|---------------|--|----------------------------|------------------|--------------|--------------|----------------------------------|
| VLYRECML | 60" | 66" | 66"-71 ¹⁵ / ₁₆ " | \$12,685 | \$13,192 | +\$174 | +\$ 699 | +\$216 |
| | | 72" | 72"-83 ¹⁵ / ₁₆ " | \$12,945 | \$13,462 | +\$198 | +\$ 728 | +\$216 |
| | | 84" | 84"-95 ¹⁵ / ₁₆ " | \$13,203 | \$13,732 | +\$208 | +\$ 764 | +\$216 |
| | | 96" | 96"-107 ¹⁵ / ₁₆ " | \$13,467 | \$14,005 | +\$218 | +\$ 802 | +\$216 |
| | | 108" | 108"-119 ¹⁵ / ₁₆ " | \$13,737 | \$14,284 | +\$232 | +\$ 844 | +\$216 |
| | | 120" | 120"-143 ¹⁵ / ₁₆ " | \$14,012 | \$14,573 | +\$243 | +\$ 885 | +\$216 |
| | | 144" | 144"-167 ¹⁵ / ₁₆ " | \$14,293 | \$14,864 | +\$253 | +\$ 929 | +\$246 |
| | | 168" | 168"-191 ¹⁵ / ₁₆ " | \$14,578 | \$15,162 | +\$265 | +\$ 976 | +\$246 |
| | | 192" | 192"-215 ¹⁵ / ₁₆ " | \$14,869 | \$15,463 | +\$279 | +\$1025 | +\$246 |
| | | 216" | 216" | \$15,166 | \$15,771 | +\$293 | +\$1077 | +\$246 |



 **For Canadian Pricing**
Multiply U.S. Price by the Canadian price factor.
► See page 1 for details.

Seated-Height Sightline Tables

With Metal Legs



► Need help? Product details, page 408

Standard Includes

- 48"D top: High-Pressure Laminate price group 1 with 3 mm plastic edge
- Long grain direction
- Straight shape type
- Metal asymmetric trestle legs: paint price group 1
- Leg insert: furniture linoleum, Forbo

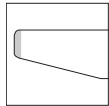
Required to Specify

- 1 Style number
 - 2 Size option (see below under Required Selections)
 - 3 Width (see below under Required Selections)
 - 4 Edge profile (see below under Required Selections)
 - 5 Laminate color number for top, if selected
 - 6 Plastic color number for 3 mm plastic edge, if selected
 - 7 Paint color number for metal legs
 - 8 Furniture linoleum color number for leg insert
 - 9 Options, if selected (see below)
- See *Surface Materials*, page 460.

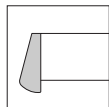
| | Required Selections | U.S. Price | Required to Specify | | | | | | | | | | | | |
|---|---|--------------------|---|--------|--|--|---|---------|---|---|--|---------|---------|--|--|
| Size Option | <ul style="list-style-type: none"> • Modular • Parametric | No cost No cost | Specify with modular. Specify with parametric. | | | | | | | | | | | | |
| Width | <table border="0"> <tr> <td>Modular</td> <td>Parametric</td> </tr> <tr> <td>• 96"W</td> <td>• 96"–107¹⁵/₁₆"W</td> </tr> <tr> <td>• 108"W</td> <td>• 108"–119¹⁵/₁₆"W</td> </tr> <tr> <td>• 120"W</td> <td>• 120"W</td> </tr> </table> | Modular | Parametric | • 96"W | • 96"–107 ¹⁵ / ₁₆ "W | • 108"W | • 108"–119 ¹⁵ / ₁₆ "W | • 120"W | • 120"W | Prices at right Prices at right Prices at right | Specify width. Specify width. Specify width. | | | | |
| Modular | Parametric | | | | | | | | | | | | | | |
| • 96"W | • 96"–107 ¹⁵ / ₁₆ "W | | | | | | | | | | | | | | |
| • 108"W | • 108"–119 ¹⁵ / ₁₆ "W | | | | | | | | | | | | | | |
| • 120"W | • 120"W | | | | | | | | | | | | | | |
| Edge Profile, 3 mm Plastic or Wood Veneer | <ul style="list-style-type: none"> • 3 mm plastic edge • 3 mm wood edge | No cost No cost | Specify with 3 mm plastic edge. Specify with 3 mm wood edge. | | | | | | | | | | | | |
| Edge Profile, Slice Plastic or Wood Veneer | <table border="0"> <tr> <td>Modular</td> <td>Parametric</td> <td></td> </tr> <tr> <td>• 96"W</td> <td>• 96"–107¹⁵/₁₆"W</td> <td>+\$ 530</td> </tr> <tr> <td>• 108"W</td> <td>• 108"–119¹⁵/₁₆"W</td> <td>+\$ 595</td> </tr> <tr> <td>• 120"W</td> <td>• 120"W</td> <td>+\$ 662</td> </tr> </table> | Modular | Parametric | | • 96"W | • 96"–107 ¹⁵ / ₁₆ "W | +\$ 530 | • 108"W | • 108"–119 ¹⁵ / ₁₆ "W | +\$ 595 | • 120"W | • 120"W | +\$ 662 | | Specify with slice plastic or wood edge. Specify with slice plastic or wood edge. Specify with slice plastic or wood edge. |
| Modular | Parametric | | | | | | | | | | | | | | |
| • 96"W | • 96"–107 ¹⁵ / ₁₆ "W | +\$ 530 | | | | | | | | | | | | | |
| • 108"W | • 108"–119 ¹⁵ / ₁₆ "W | +\$ 595 | | | | | | | | | | | | | |
| • 120"W | • 120"W | +\$ 662 | | | | | | | | | | | | | |
| Edge Profile, Drop Wood Edge | <table border="0"> <tr> <td>Modular</td> <td>Parametric</td> <td></td> </tr> <tr> <td>• 96"W</td> <td>• 96"–107¹⁵/₁₆"W</td> <td>+\$ 727</td> </tr> <tr> <td>• 108"W</td> <td>• 108"–119¹⁵/₁₆"W</td> <td>+\$ 794</td> </tr> <tr> <td>• 120"W</td> <td>• 120"W</td> <td>+\$ 859</td> </tr> </table> | Modular | Parametric | | • 96"W | • 96"–107 ¹⁵ / ₁₆ "W | +\$ 727 | • 108"W | • 108"–119 ¹⁵ / ₁₆ "W | +\$ 794 | • 120"W | • 120"W | +\$ 859 | | Specify with drop wood edge. Specify with drop wood edge. Specify with drop wood edge. |
| Modular | Parametric | | | | | | | | | | | | | | |
| • 96"W | • 96"–107 ¹⁵ / ₁₆ "W | +\$ 727 | | | | | | | | | | | | | |
| • 108"W | • 108"–119 ¹⁵ / ₁₆ "W | +\$ 794 | | | | | | | | | | | | | |
| • 120"W | • 120"W | +\$ 859 | | | | | | | | | | | | | |



3 mm Edge, Plastic or Wood Veneer



Slice Edge, Plastic or Wood Veneer



Drop Edge, Solid Wood

Tip: Wood edge finish will match top finish.

Tip: Solid drop wood edge not available on softened shapes.

For laminate group 2 and 3 pricing, please refer to the electronic catalog or SmartTools.



For Canadian Pricing
Multiply U.S. Price by the Canadian price factor.
► See page 1 for details.

| | Options | U.S. Price | Required to Specify |
|--------------------------|--|---|---|
| Surface Materials | High-Pressure Laminate top <ul style="list-style-type: none"> • High-Pressure Laminate price group 2 • High-Pressure Laminate price group 3 • Open Line laminate (OLL) | See information at left See information at left +\$ 102 plus cost of laminate | Specify High-Pressure Laminate color number. Specify High-Pressure Laminate color number. ► See <i>Surface Materials Reference Manual</i> . |
| | Wood top <ul style="list-style-type: none"> • Wood group 1 • Wood group 2 • Wood group 3 • Customiz stain | Prices at right Prices at right Prices at right No cost | Specify wood color number. Specify wood color number. Specify wood color number. Specify with <i>Customiz stain</i> . |
| | <ul style="list-style-type: none"> • Full-fill finish on wood group 1 | Prices at right | ► See <i>Surface Materials Reference Manual</i> . Specify full-fill finish number. |

► Options, continued on next page

► Options, continued from previous page

| Options | U.S. Price | Required to Specify |
|-------------------------------------|--|-----------------------------|
| Surface Materials, continued | Paint price group 2 for asymmetric trestle legs | |
| Modular | Parametric | |
| • 96"W | • 96"–107 ¹⁵ / ₁₆ "W | +\$331 |
| • 108"W | • 108"–119 ¹⁵ / ₁₆ "W | +\$363 |
| • 120"W | • 120"W | +\$397 |
| | Paint price group 3 for asymmetric trestle legs | |
| Modular | Parametric | |
| • 96"W | • 96"–107 ¹⁵ / ₁₆ "W | +\$462 |
| • 108"W | • 108"–119 ¹⁵ / ₁₆ "W | +\$495 |
| • 120"W | • 120"W | +\$530 |
| | CC grommet finish | |
| • Paint price group 1 | No cost | Specify paint color number. |
| • Paint price group 2 | +\$ 19 | Specify paint color number. |
| • Paint price group 3 | +\$ 27 | Specify paint color number. |
| | CC grommet lid finish | |
| • Paint price group 1 | No cost | Specify paint color number. |
| • Paint price group 2 | +\$ 9 | Specify paint color number. |
| • Paint price group 3 | +\$ 22 | Specify paint color number. |
| Shape Type, Softened Shape | Modular | Parametric |
| • 96"W | • 96"–107 ¹⁵ / ₁₆ "W | +\$727 |
| • 108"W | • 108"–119 ¹⁵ / ₁₆ "W | +\$859 |
| • 120"W | • 120"W | +\$993 |
| Grain Direction | • Long grain | No cost |
| | • No grain direction | No cost |
| | • Short grain | No cost |
| Grommet | • No grommet | No cost |
| | • CC grommet | |
| | – One CC grommet | +\$198 |
| | – Two CC grommets | +\$396 |
| | – Three CC grommets | +\$594 |
| | – Four CC grommets | +\$792 |
| | • Long grommet | |
| | – One long grommet | +\$264 |
| | – Two long grommets | +\$528 |
| Surface Power | • Three power | +\$179 |
| | • Two power, two USB type A | +\$331 |
| | • One USB type C, two power | +\$462 |
| | • One USB type C, two USB type A, one power | +\$530 |
| Infeed | • Plug | No cost |
| | • Hardwire | +\$ 39 |
| Hardwire Conduit Length | • 72"L | No cost |
| | • 144"L | +\$100 |

Tip: When Open Line laminate top surface is selected, grain direction defaults to vertical.

► See Grommet Availability Matrix, page 418.

► Specification Information, on next page

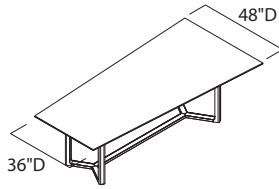
 **For Canadian Pricing**
Multiply U.S. Price by the Canadian price factor.
► See page 1 for details.

Seated-Height Sightline Tables, with Metal Legs, continued

► Options, on previous page

Specification Information

| • Style Number | • Dimensions | | U.S. Base Prices (with Asymmetric Trestle Legs) | | • Options (Add \$ to Base Price) | | |
|----------------|--------------|---------------|---|------------------|----------------------------------|--------------|----------------------------------|
| | Depth | Width | Laminate Price Group 1 Top | Wood Group 1 Top | Wood Top | Wood Group 2 | Wood Group 3 |
| | | Modular Width | Parametric Width | | | Wood | Wood |
| | | | | | | Group 2 | Group 3 |
| | | | | | | | Full-Fill Finish on Wood Group 1 |



| Style Number | Depth | Modular Width | Parametric Width | Laminate Price Group 1 Top | Wood Group 1 Top | Wood Top Group 2 | Wood Top Group 3 | Options |
|--------------|-------|---------------|--|----------------------------|------------------|------------------|------------------|---------|
| VLYSTLML | 48" | 96" | 96"–107 ¹⁵ / ₁₆ " | \$8133 | \$8595 | +\$264 | +\$753 | +\$ 98 |
| | | 108" | 108"–119 ¹⁵ / ₁₆ " | \$8516 | \$8991 | +\$278 | +\$789 | +\$ 98 |
| | | 120" | 120" | \$8774 | \$9260 | +\$292 | +\$828 | +\$129 |

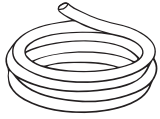


For Canadian Pricing

Multiply U.S. Price by the Canadian price factor.

► See page 1 for details.

Cord Management Cover



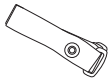
| Standard Includes | Required to Specify |
|---|--|
| <ul style="list-style-type: none"> ▶ Need help? Product details, page 408 • Cord management cover | <ul style="list-style-type: none"> 1 Style number 2 Length (see below under Required Selections) |

| Length | Required Selections | U.S. Price | Required to Specify |
|--------|---|--|---|
| | <ul style="list-style-type: none"> • 72"L • 144"L | <ul style="list-style-type: none"> Price below Price below | <ul style="list-style-type: none"> Specify with 72"L. Specify with 144"L. |

| Specification Information | | |
|---------------------------|-------------|-------|
| Style Number | U.S. Prices | |
| VLYCDM | \$47 | \$100 |
| | | |



Attachment Strip Package



| Standard Includes | Required to Specify |
|--|--|
| <ul style="list-style-type: none"> ▶ Need help? Product details, page 408 • Attachment strip package | <ul style="list-style-type: none"> Style number |

| Specification Information | |
|---------------------------|------------|
| Style Number | U.S. Price |
| VLYSTR | \$33 |
| | |

For Canadian Pricing
 Multiply U.S. Price by the Canadian price factor.
 ▶ See page 1 for details.

Surface Materials

This listing includes all the surface material choices that are available for the products in this specification guide.

Resources

For more information about surface materials, refer to the following resources:

Additional surface materials specification tools are available to assist you in the specification process—the Surface Materials Binders.

The global surface materials palette is a core collection of finishes that is available across multiple geographies (Americas/EMEA – Europe, Middle East, and Africa/APAC – Asia Pacific) and on global product lines, where applicable. For a list of finishes included in the offering, see the *Surface Materials Reference Manual*. Additional details, like product approvals by geography and finish number conversions, can also be found in the *Surface Materials Reference Manual* or see steelcase.com/surface-materials.

Surface Materials Binders include:

- *Surface Materials Reference Manual*
- A complete set of swatch cards for hard surfaces, vertical surface fabrics, and seating upholstery

Wood

Steelcase carefully selects veneer and solid wood for consistent color and grain structure. Wood is a natural material and variations will occur in color, grain and texture. These variations are part of the inherent natural beauty of wood and are not considered defects.

Wood veneers and solid wood finishes will not be an exact match to woodgrain laminates. We highly recommend ordering physical samples to understand visual differences.

Forest Stewardship Council (FSC) certified wood (veneer and core) is available on most Steelcase wood products through the Specials RFQ process.

All wood products will darken with age and exposure to ultraviolet light. This is especially apparent with cherry and maple veneer. We recommend that desk accessories be rearranged periodically to ensure even aging of wood surfaces.

When storing your wood furniture, please follow the following guidelines:

- Do not store products in trailers
- Store products in areas that simulate office temperatures (60°F to 90°F)
- Store products in areas that maintain constant, office-like humidity levels
- Keep product away from light. Cover products to make sure they are not exposed to light.

Ⓜ = Established

Steelcase Surfaces

Veneer

Veneers are matched for proper balance and consistency. Veneers are available or quarter cut, except for Oak, which is rift cut.

▶ Refer to the *Veneer Cut Guidelines* on page 464 for descriptions of each cut.

Open-pore finish is a medium gloss finish that leaves the wood grain texture visible to the eye and distinguishable to the touch.

Veneer

Wood Group 1

Flat-cut open-pore

| | |
|------|---------------------------------|
| 3062 | FC/OP Graphite Walnut |
| 3402 | FC/OP Clear Cherry (Aged) Ⓜ |
| 3412 | FC/OP Natural Cherry Ⓜ |
| 3422 | FC/OP Medium Cherry |
| 3522 | FC/OP Clear Maple |
| 3592 | FC/OP Blonde on Maple Ⓜ |
| 3702 | FC/OP Clear Walnut |
| 3712 | FC/OP Natural Walnut |
| 3752 | FC/OP Medium Walnut Ⓜ |
| 3762 | FC/OP Dark Walnut |
| 3772 | FC/OP Medium Mahogany on Walnut |

Flat-Cut Open-Pore, Natural Veneer

| | |
|------|----------------------|
| 3342 | FC/OP Black Walnut |
| 35A2 | FC/OP Blanch Maple |
| 37A2 | FC/OP Thunder Walnut |

Quarter-Cut Open-Pore

| | |
|------|---------------------------------|
| 3042 | QC/OP Ash |
| 3222 | QC/OP Clear Maple |
| 3292 | QC/OP Blonde on Maple Ⓜ |
| 3302 | QC/OP Clear Walnut |
| 3312 | QC/OP Natural Walnut |
| 3352 | QC/OP Medium Walnut Ⓜ |
| 3362 | QC/OP Dark Walnut |
| 3372 | QC/OP Medium Mahogany on Walnut |
| 3382 | QC/OP Graphite Walnut |

Quarter-Cut Open-Pore, Natural Veneer

| | |
|------|----------------------|
| 32A2 | QC/OP Blanch Maple |
| 33A2 | QC/OP Thunder Walnut |
| 3392 | QC/OP Black Walnut |

Rift-Cut Open-Pore

| | |
|------|------------------|
| 3602 | RC/OP Desert Oak |
|------|------------------|

Rift-Cut Full-Fill, Natural Veneer

| | |
|------|--------------------|
| 36A2 | RC/OP Volcanic Oak |
|------|--------------------|

Wood Group 3

Flat-Cut Open-Pore, Natural Veneer

| | |
|------|---------------------|
| 3082 | FC/OP Washed Walnut |
|------|---------------------|

Wood Group 1

Open-Pore Planked Veneer

| | |
|------|-------------------|
| 3P41 | OP Planked Cherry |
| 3P51 | OP Planked Maple |
| 3P61 | OP Planked Oak |
| 3P71 | OP Planked Walnut |
| 3VFX | OP Unmarked Oak |

Tip: Known for its uniqueness, planked veneer has intentional and natural variations that include, but are not limited to: character marks, grain pattern, color, and natural color aging.

Full-Fill

Full-fill finish is a medium-gloss finish that completely fills the grain texture, yet allows the grain pattern to be seen. The wood has a lustrous, satiny look, and it is smooth to the touch. This finish is available on the wood worksurface or field-installed top only.

Wood Group 2

Flat-Cut Full-Fill

| | |
|------|---------------------------------|
| 3064 | FC/FF Graphite Walnut |
| 3404 | FC/FF Clear Cherry (Aged) |
| 3414 | FC/FF Natural Cherry Ⓜ |
| 3424 | FC/FF Medium Cherry |
| 3524 | FC/FF Clear Maple |
| 3544 | FC/FF Blonde on Maple Ⓜ |
| 3704 | FC/FF Clear Walnut |
| 3714 | FC/FF Natural Walnut |
| 3754 | FC/FF Medium Walnut Ⓜ |
| 3764 | FC/FF Dark Walnut |
| 3774 | FC/FF Medium Mahogany on Walnut |

Flat-Cut Full-Fill, Natural Veneer

| | |
|------|--------------------|
| 3734 | FC/FF Black Walnut |
|------|--------------------|

Quarter-Cut Full-Fill

| | |
|------|---------------------------------|
| 3224 | QC/FF Clear Maple |
| 3294 | QC/FF Blonde on Maple Ⓜ |
| 3304 | QC/FF Clear Walnut |
| 3314 | QC/FF Natural Walnut |
| 3354 | QC/FF Medium Walnut Ⓜ |
| 3364 | QC/FF Dark Walnut |
| 3374 | QC/FF Medium Mahogany on Walnut |
| 3384 | QC/FF Graphite Walnut |

Quarter-Cut Full-Fill, Natural Veneer

| | |
|------|--------------------|
| 3394 | QC/FF Black Walnut |
|------|--------------------|

Rift-Cut Full-Fill

| | |
|------|------------------|
| 3604 | RC/FF Desert Oak |
|------|------------------|

Wood Group 3

Flat-Cut Full-Fill, Natural Veneer

| | |
|------|---------------------|
| 3084 | FC/FF Washed Walnut |
|------|---------------------|

Premium Veneers

A selection of Premium veneers in this collection are available on most Steelcase brand products. The collection will be available as close to standard leadtimes as possible. However, because adequate supplies of veneer and solids must be secured, all orders will be scheduled individually. Leadtimes will vary based on Premium veneer and Premium solids availability at the time the order is placed. The collection is available as Wood Group 3 as part of our Select Surface program, and supported like standard veneers to make ordering easy. Please see the Steelcase surface materials section on village.steelcase.com for sample information and product line availability. All premium veneers are in clear-coat.

Wood Group 3

Quarter-Cut Open-Pore

3832 QC/OP Figured Anegre

Select Surfaces

Composite Veneer

Composite veneers are an engineered wood intended to create specific grain patterns and characteristics. They are pre-stained and finished with Steelcase's Clarity water-borne UV topcoat, which protects the environment while providing durability and clarity. Only open-pore finishes are available on composite wood. Composite veneer and matching edge bands are available on most Steelcase brand products. Composites, for use as a solid nosing substitute, are not available. Steelcase does not recommend mixing composite veneers with natural solid nosings because composite and natural wood grain and color matching are rarely compatible. Composite veneers are available as Wood Group 1 pricing as part of our Select Surfaces program.

Wood Group 1

Flat-Cut Open-Pore

3JDX FC/OP Oak Composite
3JXX FC/OP Walnut Composite

Quarter-Cut Open-Pore

3F8X QC/OP European Walnut Composite
3GGX QC/OP Zebrano Composite
3HGX QC/OP Oak Composite
3HVX QC/OP Walnut Composite
3ZNX QC/OP Night Cerused Oak Composite

Ⓜ = Established

Custom Surfaces

Customiz stain is a service that allows you to create your own stain colors and finishes on standard veneer. Customiz stain color is available on all product lines that offer wood veneer.

A \$500 stain-matching fee applies on CUSTOMIZ requests (Exception: The \$500 fee does not apply on matches to Coalesse standard finishes or for a low-gloss finish request on a standard color). The \$500 fee covers the cost of formulating the Customiz color finish and applies regardless of whether or not an order for product is placed.

In addition, an approval form must be signed to indicate customer acceptance of Customiz match. A \$1500 initiation fee will be charged prior to first order entry. This initiation fee activates the finish for unlimited use on any Steelcase product for an 18 month time period. After the 18 month time period has lapsed, the Customiz finish may be reactivated for another 18 months for a \$1000 fee at any point within five years after the \$1500 initiation fee was paid. If the finish is not reactivated within five years after the \$1500 initiation fee was paid, the finish will be culled and the customer will need to pay the \$1500 initiation fee again. All style number related Customiz charges products are no cost as of April 2014. The matching and initiation fees are not discountable.

Customiz stain takes 10 days to formulate. Consult the *Surface Materials Reference Manual* for more information. Custom veneers are also available and must be quoted by Steelcase specials group. Customiz stain on custom veneers takes 2 to 4 weeks to formulate.

Requirements and information on ordering a Customiz stain color are found in the *Surface Materials Reference Manual*.

Laminate

Steelcase Surfaces

High-Pressure Laminate

Price Group 1

Applies to:

- Verlay tables

Tip: Low-Pressure Laminates are not available for Verlay.

Fiber Laminate

2850 Vanadium Fiber
2854 Vellum Fiber Ⓜ
2860 Granite Fiber
2862 Stucco Fiber Ⓜ

Micro Laminate

2920 Marl Micro
2921 Gypsum Micro
2922 Clay Micro
2923 Shadow Micro Ⓜ

Patina Laminate

2870 Blonde Bronze Patina
2873 Instant Iron Patina

Solid Laminate

2722 Cream Ⓜ
2730 Arctic White
2746 Black
2759 Warm White
2811 Mist Ⓜ
2883 Seagull
2884 Milk
2885 Dune
2HAA Persian Salt
2HAB Rose
2HAC Indigo
2HAD Green Citrine
2HAE Dark Olivine
2HAF Cloudy
2HMG Merle
2HWU Clay
2HWV Chalk

Speckle Laminate

2820 Coffee Speckle Ⓜ
2823 Driftwood Speckle
2824 Smoke Speckle
2825 Vanadium Speckle

Tip: Some wood veneer finishes and woodgrain laminates share the same name. Because of the difference in materials, veneers and laminates of the same name are not an exact match but do coordinate with each other.

Woodgrain Laminate

- 2406 Clear Cherry **E**
 - 2409 Clear Maple
 - 2410 Graphite Walnut*
 - 2412 Natural Cherry
 - 2422 Medium Cherry
 - 2511 Winter on Maple
 - 2535 Virginia Walnut
 - 2536 Blackwood **E**
 - 2538 Clear Walnut
 - 2592 Blonde on Maple **E**
 - 2714 Natural Walnut **E**
 - 2HAK Clear Oak
 - 2HAN Ash Noce
 - 2HAT Acacia
 - 2HAW Ash Wenge
 - 2HBN Bisque Noce
 - 2HBW Bisque Wenge
 - 2HCN Clay Noce
 - 2HCW Clay Wenge
 - 2HSN Storm Noce
 - 2HSW Storm Wenge
 - 2HWA Grey Kingswood
 - 2HWB Planked Walnut
 - 2HWD Resolute Walnut
 - 2HWE Natural Recon
 - 2HWF Smoked Walnut
- * When blending laminate and veneer on the same unit, the Graphite Walnut laminate is Quarter Cut and matches Quarter Cut Graphite Walnut veneer.

Price Group 2

Textured Laminate

- 2TH2 Fawn Cypress
 - 2TH4 Saddle Oak
 - 2TH5 Veranda Teak
 - 2TH7 Walnut Heights
 - 2UH1 Reclaimed Aggregate
 - 2UH2 Reclaimed Gravel
 - 2UH4 Cement**
 - 2UH6 Sheetrock
- **2UH4 Cement has limited sizing availability, determined by product sizing and/or options. Rectangular tops with a width of 143" or greater and round tops with a diameter of 59" or greater are not available.

Price Group 3

Applies to:
• Verlay tables

Solid Laminate

- 24H1 Satin White
- 24H2 Satin Black
- 24H3 Satin Stone
- 24H4 Satin Mocha

E = Established

Custom Surfaces

Open Line Laminate (OLL)

This service allows you to order non-standard laminate at an additional processing fee of \$102 U.S. per unit, plus the cost of the laminate.

High-Pressure Laminate pricing does not include premium or digitally printed patterns from any suppliers. Laminate cost may also vary for basic or standard laminates from other suppliers. Please contact the OLL consultant at 616.475.2426 for pricing. The cost of the laminate will be added to your invoice as a separate line on the acknowledgement.

When processing orders for Open Line laminate, specify 2900 in the laminate finish field and enter the OLL manufacturer information. Specify appropriate 2K finish number for the edge finish.

Laminate Approval and Material Requirements

To confirm whether a particular laminate has already been tested for use on a specific Steelcase product or to determine material square foot requirements:
• Visit www.steelcase.com

For additional information, refer to the *Steelcase Surface Materials Reference Manual*.

Paint

Steelcase Surfaces

Applies to:
• Verlay tables

Price Group 1

Smooth Paint

- 4238 Mocha
- 4239 Clay
- 4240 Chalk
- 4242 Milk
- 4710 Low Gloss Black
- 4843 Linen
- 4844 Glacier
- 4849 Vapor
- 4858 Seagull
- 4859 Silk
- 7190 Platinum Solid

Textured Paint

- 7207 Black
- 7225 Sand
- 7237 Slate **E**
- 7238 Fieldstone
- 7241 Arctic White
- 7243 Seagull
- 7360 Merle

Price Group 2

Smooth Paint

- 0835 Black
- 4700 Warm White

Smooth Metallic Paint

- 4140 Arctic White Glass
- 4743 Mineral Metallic
- 4750 Champagne Metallic
- 4798 Sterling Metallic
- 4799 Platinum Metallic
- 4803 Near Black

Textured Metallic Paint

- 7245 Carbon Metallic
- 7246 Midnight Metallic

Price Group 3

Applies to:
• Verlay tables

Accent Paint

- 1ATG Rose Quartz
- 4AV3 Blue Jay
- 4AV4 Baltic
- 4AX1 Citron
- 4AY2 Chili
- 4AZ5 Marlin
- 4CL1 Dark Olivine
- 4CL2 Ice Blue
- 4CL3 Aura
- 4CL4 Sea Glass
- 4CL5 Light Matcha
- 4CL6 Terra
- 4CL7 Sandstone
- 4CL8 Smokey Plum
- 4CZ5 Honey
- 4CZ6 Lagoon
- 4CZ8 Light Peacock

Coatings

- 1ATT Cast Shadow

Lux Coatings

- 4B20 Obsidian
- 4B22 Matte Brass
- 4B23 Burnished Bronze
- 4B24 Night Bronze
- 4B25 Matte Copper
- 4B26 Smoked Mica
- 4B29 Cast Iron

Custom Surfaces

Price Group 3

PerfectMatch

PerfectMatch is a service that allows you to create your own paint color. Refer to the *Surface Materials Reference Manual* for more information about this program.

Plastic

Steelcase Surfaces

Applies to:

- Verlay tables
 - 6000 Black
 - 6009 Arctic White
 - 6034 Natural Cherry
 - 6036 Medium Cherry
 - 6037 Winter on Maple
 - 6038 Blonde on Maple **E**
 - 6041 Natural Walnut **E**
 - 6052 Milk
 - 6053 Seagull
 - 61AA Persian Salt
 - 61AB Rose
 - 61AC Indigo
 - 61AD Green Citrine
 - 61AE Dark Olivine
 - 61AF Cloudy
 - 6213 Acacia
 - 6219 Clear Oak
 - 6231 Graphite Walnut*
 - 6237 Clear Maple*
 - 6242 Virginia Walnut
 - 6243 Blackwood **E**
 - 6245 Clear Walnut
 - 6249 Platinum Solid
 - 6271 Plywood
 - 6527 Merle
 - 6619 Ice
 - 6631 Cream **E**
 - 6635 Dawn
 - 6636 Mist
 - 6654 Sand
 - 6655 Warm White
 - 6695 Midnight
 - 6697 Fog
 - 6698 Fieldstone
 - 66WA Grey Kingswood
 - 66WB Planked Walnut
 - 66WD Resolute Walnut
 - 66WE Natural Recon
 - 66WF Smoked Walnut
 - 66WU Clay
 - 66WV Chalk
 - 6703 Ash Wenge
 - 6704 Storm Wenge
 - 6705 Bisque Wenge
 - 6706 Clay Wenge
 - 6707 Ash Noce
 - 6708 Bisque Noce
 - 6709 Clay Noce
 - 6710 Storm Noce
 - 6T02 Fawn Cypress
 - 6T04 Saddle Oak
 - 6T05 Veranda Teak
 - 6T07 Walnut Heights
 - 6T08 Aggregate
 - 6T09 Gravel
 - 6T10 Cement
 - 6T12 Sheetrock
- * Not available on Low-Pressure Laminate

Plated Metal

Steelcase Surfaces

- 8042 Brushed Aluminum
- 8043 Anodized Aluminum
- 8046 Polished Aluminum
- 9201 Polished Chrome
- 9211 Nickel
- 9212 Silver
- 9214 Antique Pewter
- 9230 Antique Bronze
- 9250 Ember Chrome

Solid Surface

Steelcase Surfaces

- Applies to:
 - Technology cover
- 2868 Cameo White Low Gloss
- 2869 Nocturne Black Low Gloss

Furniture Linoleum

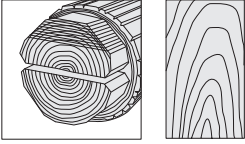
- Applies to:
 - Verlay metal leg insert

Forbo

- C001 Mushroom
- C002 Olive
- C005 Iron
- C006 Smokey Blue
- C014 Charcoal
- C015 Mauve

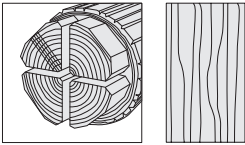
E = Established

Veneer Cut Guidelines



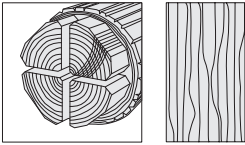
Flat Cut

Veneer is cut parallel to the flat side of the cant at a tangent to the growth rings of the tree. This produces a cathedral or oval pattern. On average, there is a 6-8" wide leaf width. On an 18" wide surface, there will likely be three leaves showing a repeated pattern.



Quarter Cut

Veneer is cut from quarter sections of the log which are produced by cutting each cant in half. Cutting lines are at an angle of approximately 90 degrees to the growth rings at the center of the quarter. This produces a straight grain or ribbon pattern. On average, leaves are 2½-4" wide.



Rift Cut

This veneer cut is specifically for oak. Cutting lines are an arc approximately perpendicular to the growth rings. This produces a comb-like straight grain or ribbon pattern. On average, leaves are 2½-4" wide.

media:scape

| | |
|---------------------------|------------|
| media:scape TC | 467 |
| ScapeSeries Tables | 493 |
| Surface Materials | 526 |



Understanding and Specifying media:scape TC



Statement of Line 468



Understanding

| | |
|-------------------------------------|------------|
| media:scape Tables TC | 472 |
| media:scape TeamStudio TC | 474 |
| Under the Hood—media:scape TC | 475 |
| media:scape TC—Data Cable Routing | 476 |
| Dimensions—media:scape Tables TC | 478 |
| media:scape Display Recommendations | 480 |
| Camera Ledge | 481 |



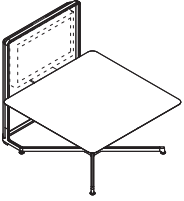
Specifying

| | |
|-------------------------|------------|
| Desk-Height Tables TC | 482 |
| Stool-Height Tables TC | 486 |
| Seismic Anchor Brackets | 490 |
| Camera Ledge | 491 |

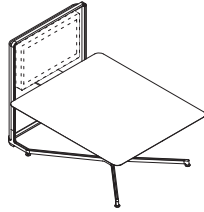
Statement of Line

media:scape TC

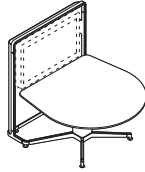
Desk-Height Tables TC



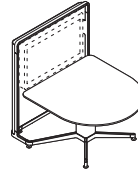
Square Desk-Height with Attached Totem
Understanding
▶ Page 472
Specifying
▶ Page 482



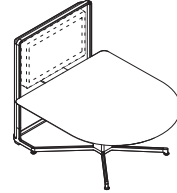
Rectangular Desk-Height with Attached Totem
Understanding
▶ Page 472
Specifying
▶ Page 482



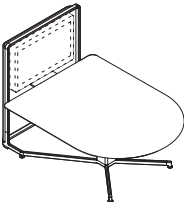
Pear-Shaped Desk-Height with Attached Totem
Understanding
▶ Page 472
Specifying
▶ Page 482




Small D-Shaped Desk-Height Table with Attached Totem
Understanding
▶ Page 472
Specifying
▶ Page 482



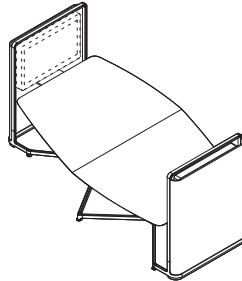
Medium D-Shaped Desk-Height Table with Attached Totem
Understanding
▶ Page 472
Specifying
▶ Page 482



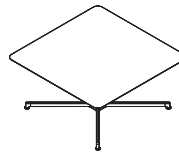
Large D-Shaped Desk-Height Table with Attached Totem
Understanding
▶ Page 472
Specifying
▶ Page 482



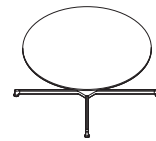
Capsule Desk-Height Table with Attached Totem
Understanding
▶ Page 472
Specifying
▶ Page 482



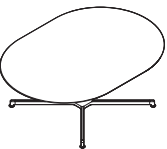
Offset Desk-Height Table with Attached Totems
Understanding
▶ Page 472
Specifying
▶ Page 482



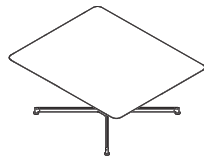
Square Desk-Height Table
Understanding
▶ Page 472
Specifying
▶ Page 482



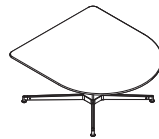
Round Desk-Height Table
Understanding
▶ Page 472
Specifying
▶ Page 482



Capsule Desk-Height Table
Understanding
▶ Page 472
Specifying
▶ Page 482



Rectangular Desk-Height Table
Understanding
▶ Page 472
Specifying
▶ Page 482

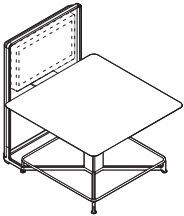


Medium D-Shaped Desk-Height Table
Understanding
▶ Page 472
Specifying
▶ Page 482



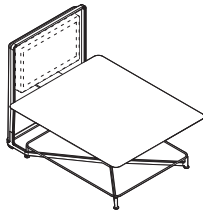
Large D-Shaped Desk-Height Table
Understanding
▶ Page 472
Specifying
▶ Page 482

Stool-Height Tables TC



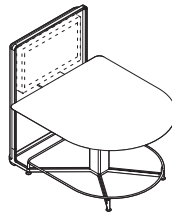
Square Stool-Height Table with Attached Totem

Understanding
 ▶ Page 472
 Specifying
 ▶ Page 486



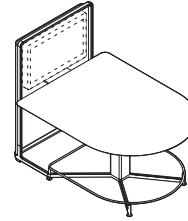
Rectangular Stool-Height Table with Attached Totem

Understanding
 ▶ Page 472
 Specifying
 ▶ Page 486



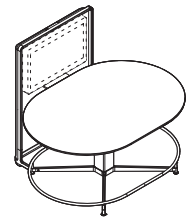
Medium D-Shaped Stool-Height Table with Attached Totem

Understanding
 ▶ Page 472
 Specifying
 ▶ Page 486



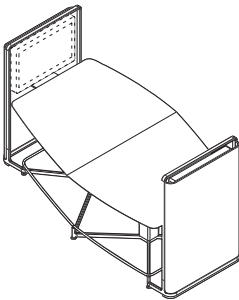
Large D-Shaped Stool-Height Table with Attached Totem

Understanding
 ▶ Page 472
 Specifying
 ▶ Page 486



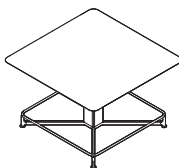
Capsule Stool-Height Table with Attached Totem

Understanding
 ▶ Page 472
 Specifying
 ▶ Page 486



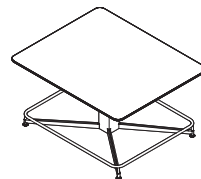
Offset Stool-Height Table with Attached Totem

Understanding
 ▶ Page 472
 Specifying
 ▶ Page 486



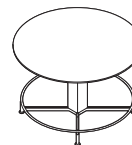
Square Stool-Height Table

Understanding
 ▶ Page 472
 Specifying
 ▶ Page 486



Rectangular Stool-Height Table

Understanding
 ▶ Page 472
 Specifying
 ▶ Page 486



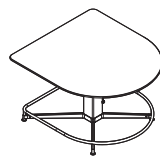
Round Stool-Height Table

Understanding
 ▶ Page 472
 Specifying
 ▶ Page 486



Capsule Stool-Height Table

Understanding
 ▶ Page 472
 Specifying
 ▶ Page 486



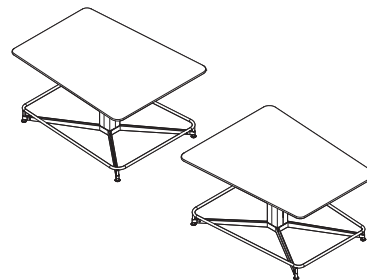
Medium D-Shaped Stool-Height Table

Understanding
 ▶ Page 472
 Specifying
 ▶ Page 486



Large D-Shaped Stool-Height Table

Understanding
 ▶ Page 472
 Specifying
 ▶ Page 486



TeamStudio Table

Understanding
 ▶ Page 474
 Specifying
 ▶ Page 489

Camera Ledge



Totem-Mounted Camera Ledge

Understanding

- ▶ Page 481
- ▶ Specifying
- ▶ Page 491

media:scape Tables TC

media:scape tables TC (Technology of Choice)

support small team, collaborative meeting spaces. The tables are offered in three heights to facilitate collaborative work in multiple postures.

► Specifying, page 482

media:scape tables TC

are available in three table heights: 28½"H desk-height and 38"H stool-height. Surfaces are 1¾" thick with a wood core and are supported by a column structure. All surfaces are available in laminate or veneer and come standard with a knife edge.

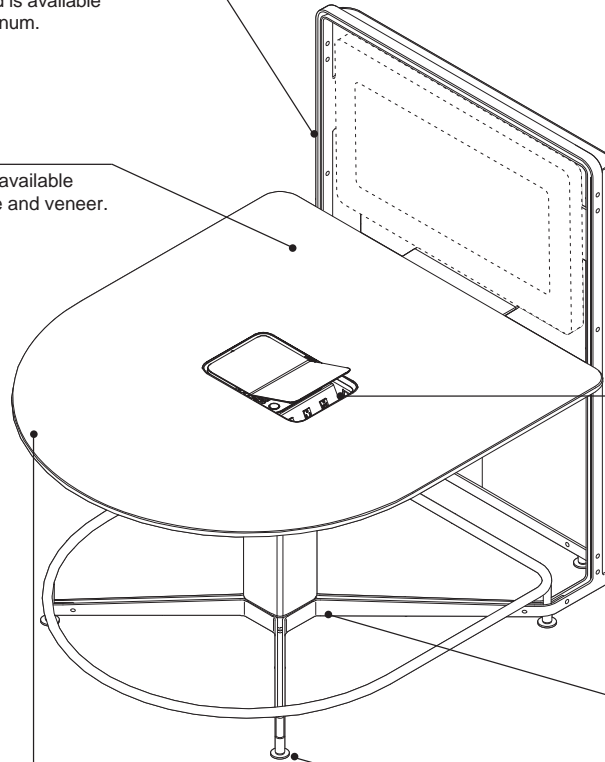
Desk-height and stool-height tables TC

are available in ten shapes: square, rectangular, pear, round, small D-shaped, medium D-shaped, large D-shaped, capsule, offset, and TeamStudio (stool-height only). All are offered with an attached totem, except round.

Offset tables TC have a two-piece top which comes standard with two totems, one on each end of the table.

Totem is available in three finishes. Totems may be attached to all media:scape tables except round. The totem supports one flat screen monitor with an option to support two. An infill must be specified and is available in painted aluminum.

Surfaces are available in both laminate and veneer.

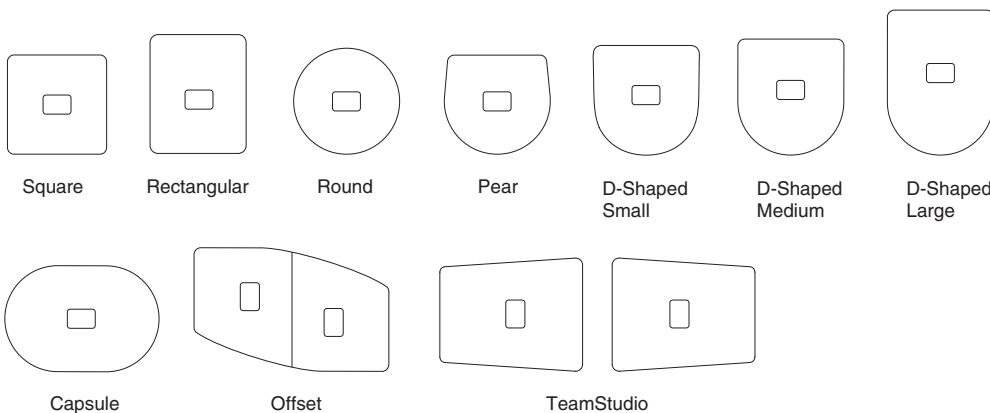


media:scape tables TC can be specified with or without the media well (cutout/power well). When a media well is specified, it houses six power receptacles, data ports, and has a hinged cover. No PUCKs, cables, or power button are included in media:scape tables without technology.

Base is available in three finishes and includes a column and legs. A stainless steel foot ring is standard on the stool-height tables.

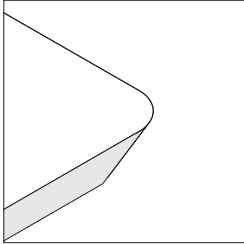
Glides provide 1" of adjustment for leveling.

Profile surfaces have a 3 mm edge banding along all sides.

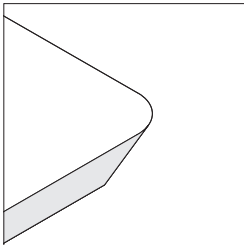


Tip: Tables can be specified without media well (cutout/power well).

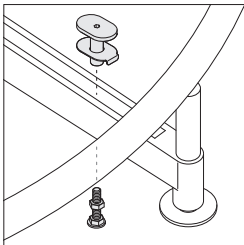
Product Details



Laminate surface edges are plastic and finish selection is available.
 ▶ See *Recommended Surface Edge Finishes*, page 531, for recommendations.



Veneer surface edges are veneer and match the top surface.



Seismic anchor brackets secure the media:scape leg to the floor in seismic zones or in settings that need to be permanently attached to the floor. Brackets are ordered separately in a package of two (two packages should be ordered per table).
 ▶ See page 490.

To secure a monitor to media:scape, a locking mechanism can be ordered from an external supplier such as PDR (pdrmounts.com/pdr2/) model number PDM-0108.

Safety Disclaimer

All Steelcase warranties and certifications are explicitly limited to the Steelcase product. For information regarding any non-Steelcase electrical or electric components, refer to the identification label(s) and use instructions provided with those components.

Power and Data

Power is included whenever the media well (cutout/power well) is specified.

Wires can be housed in the column media well.

Data:

End user accessible network cables can be connected within the media:scape media well for end users who require a physical network connection.

Surface Materials

Surface

- Laminate
- Wood veneer

Edge

- Plastic – laminate surfaces
- Wood veneer – wood veneer surfaces

Base

- Paint

Column

- Painted to match base

Media well covers

- Painted to match base

Totem frame

- Painted to match base

Totem infill

- Painted aluminum

Foot ring

- Stainless steel

media:scape TeamStudio TC

media:scape TeamStudio TC (Technology of Choice)

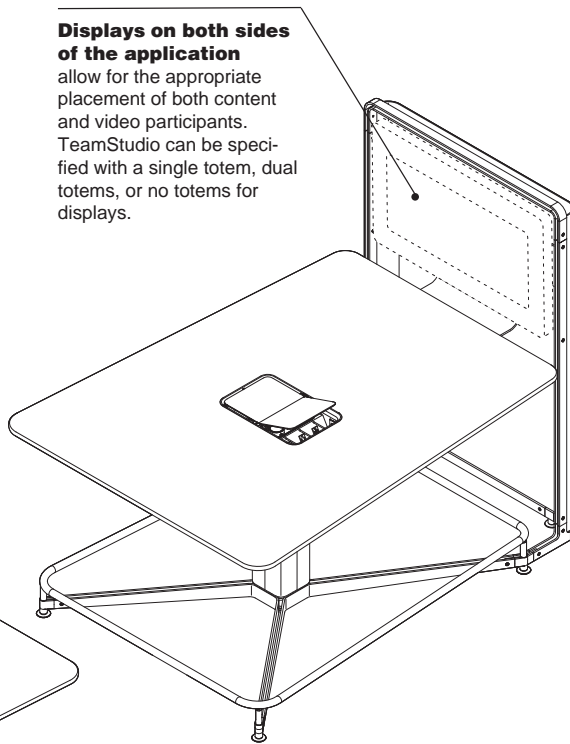
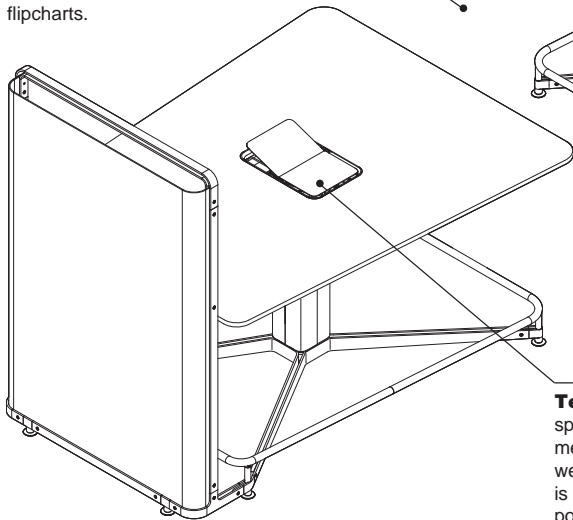
is designed for active project teams collaborating on video. The tables are offered in stool-height to optimize for video sight lines and for multiple work modes. media:scape TeamStudio facilitates the sharing of both digital and analog information, while amplifying project team collaboration for both sides of the video conference. ▶ Specifying, page 489

Two opposing trapezoid-shaped tables are both optimized for video conferencing sight lines, promoting active collaboration within the space.

Camera ledges can be specified to accommodate video conferencing applications.

Circulation space allows participants the ability to move freely throughout the space, providing them easy access to analog tools such as whiteboards and flipcharts.

Displays on both sides of the application allow for the appropriate placement of both content and video participants. TeamStudio can be specified with a single totem, dual totems, or no totems for displays.



TeamStudio TC can be specified with or without the media well (cutout/power well). When a media well is specified, it houses six power receptacles, data ports, and has a hinged cover. No PUCKs, cables, or power button are included in media:scape without technology tables.

Product Details

Safety Disclaimer

Please note that these are the parameters used by Steelcase. We do not have a way of checking that the work done in the field meets all our quality standards. Therefore, please be aware that by doing a field cutout/retrofit/mounting additional equipment, you assume full responsibility for local inspections, workmanship, reliability, and ultimate performance of the product.

The safety certifications for this product, as it is sold without electronics, are provided by Steelcase. This product as sold has no EMC certifications because there are no electronic components using any frequency above 9,000hz (cycles per second). Any required safety and EMC certifications for any third party electronic systems provided by the owner will need to be acquired by the owner at its expense. Steelcase cannot provide any assistance in this electronic equipment certification.

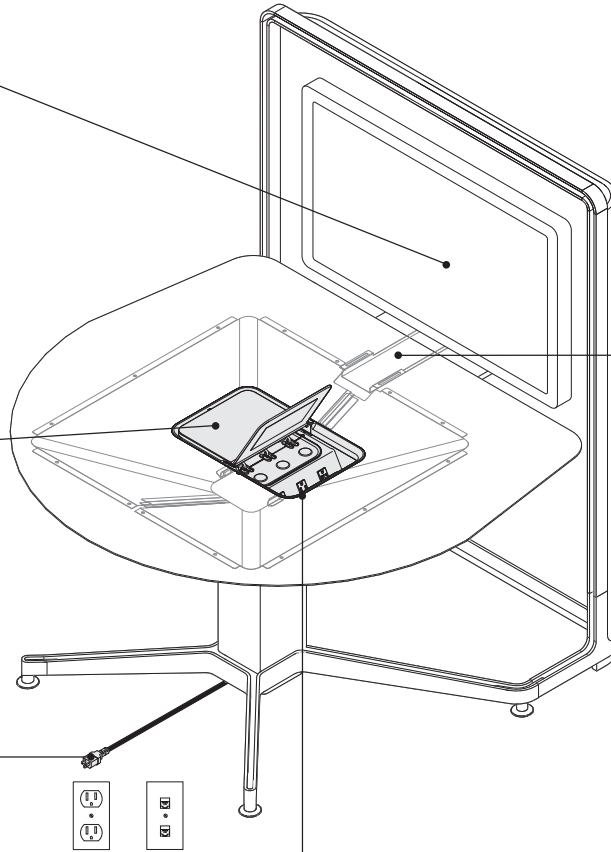
Extension cables for media:scape TeamStudio are provided and can be routed through the floor (raised floor or cored) or via a cable track from an external supplier such as Connectrac model 3.7 In-carpet or On-floor Wireway (www.connectrac.com). The overall length of the cable track should be at least 116".

Under the Hood—media:scape TC

A single monitor table with totem should be specified with a 46"–50" diagonal screen dimension for optimal viewing. A dual monitor table with totem should be specified with a 40"–42" diagonal screen dimension. The inside dimension of the totem, from above the table top to the underside of the totem, is 28¹/₂"H, and the internal width between the two sides of the totem is 47¹/₂"W.

Media well provides power receptacles. Data ports can be added if desired.

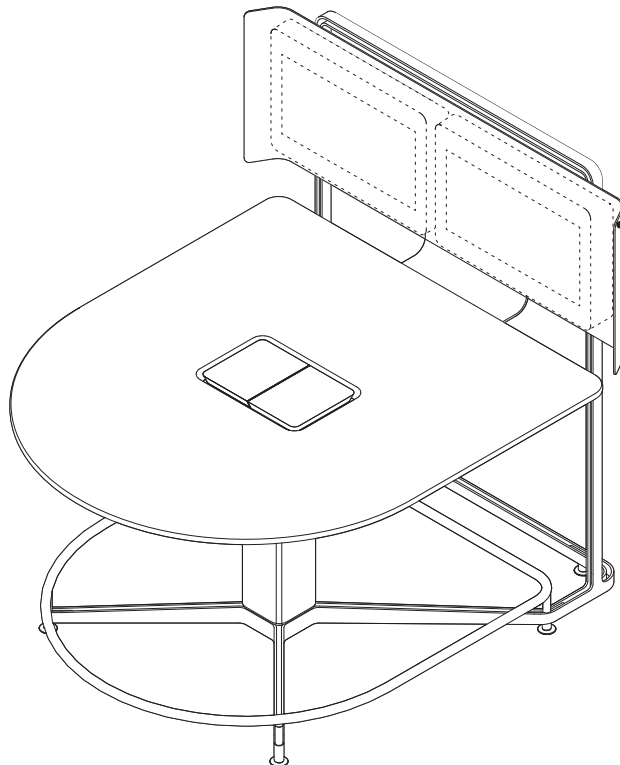
A 7' power cord exits the base of the column and can be plugged into the floor or wall.



A bridge cover for ease of cable management is included on all tables with a totem. The dimensions for this bridge cover is 5"W x 7⁷/₈"H.

Six power supply plugs are provided within the media well of every media:scape table, when specified with media well (cutout/power well).

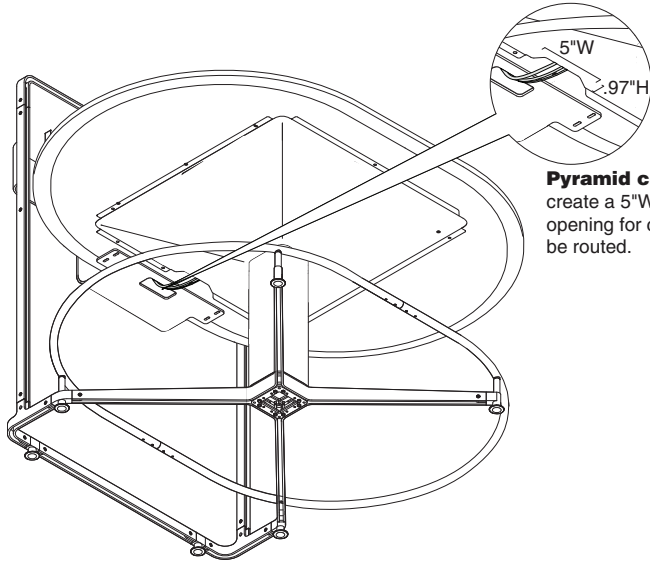
For dual monitor solutions with a totem, a shroud is supplied to which 43" monitors can be attached.



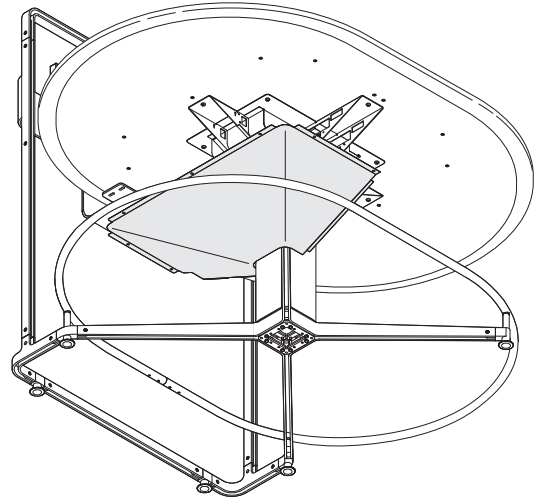
media:scape TC—Data Cable Routing

Data cables can be routed up through the column and connected to the data jacks housed in the media well.

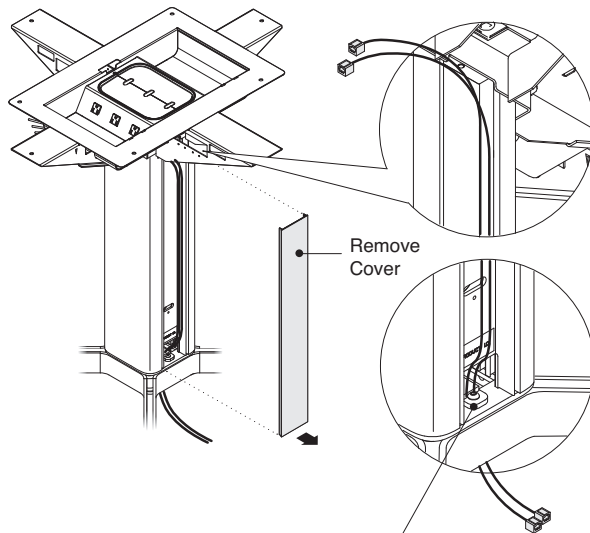
When the unit is specified with no media well (no cutout/power well), the space available is 21"D x 11.32"W x 3.45"H.



Pyramid covers create a 5"W x 0.97"H opening for cables to be routed.

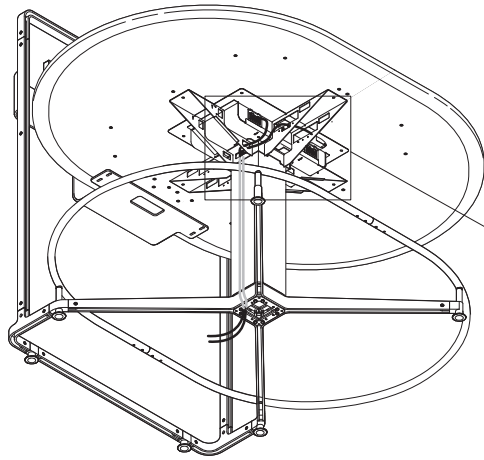


1. Remove covers.

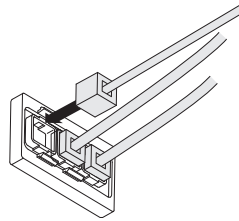


2. Route cables.

Dimensions of the space available within the column for cables is 0.93"D x 3.15"W.

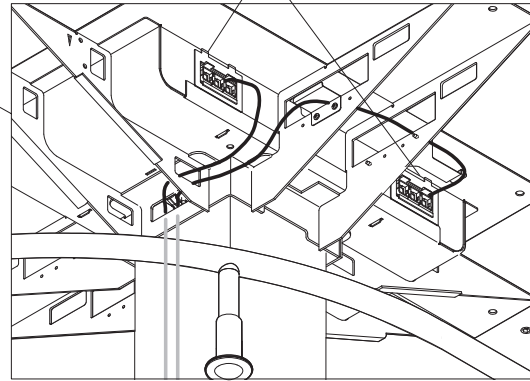


3. Plug in data cables.

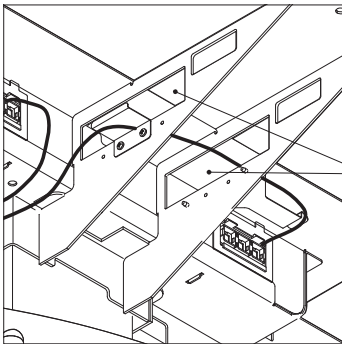


**CommScope black faceplates
M13C-003 (included)**

Tip: The faceplates can be removed and replaced with other standard faceplates. The faceplate opening size is 1.38"H x 2.71"W.



media:scape - well
4. Replace covers.



Slotted support structure can fit 5.5"D x 10"W x 1.6"H technology devices or components. Note that this opening exists on both sides of the column.

Dimensions

media:scape Tables TC

| • Features | • Overall Width | • Overall Length | • Table Width | • Table Length | • Table Height | • Totem Width | • Totem Height | • Totem Canopy Height |
|------------|-----------------|------------------|---------------|----------------|----------------|---------------|----------------|-----------------------|
|------------|-----------------|------------------|---------------|----------------|----------------|---------------|----------------|-----------------------|

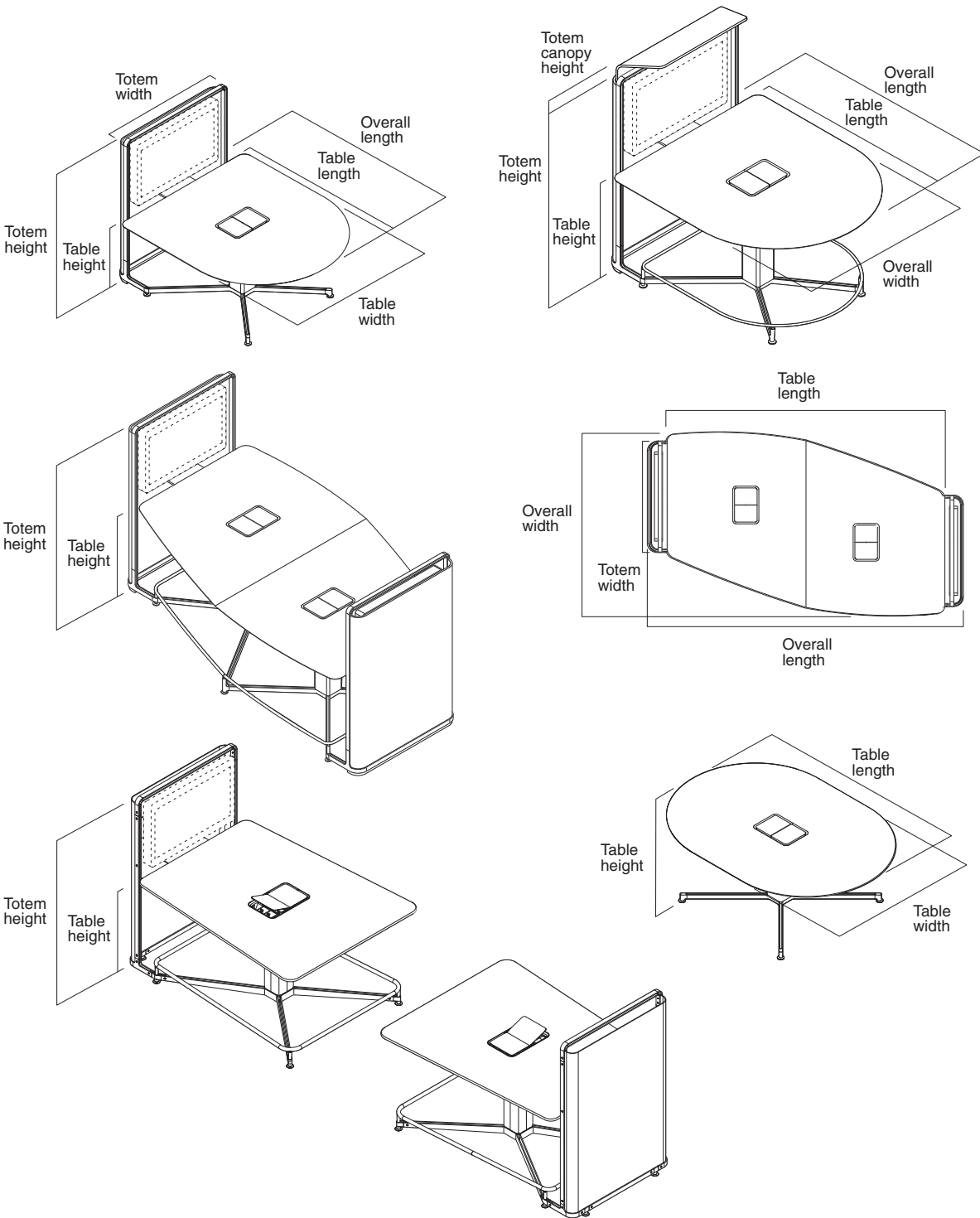
media:scape Tables

Desk-Height Tables

| | | | | | | | | |
|---------------------------------|-----|------|-----|------|-----|------|------|------|
| Square | 60" | N.A. | 60" | 60" | 29" | N.A. | N.A. | N.A. |
| Square, attached totem | 60" | 67" | 60" | 60" | 29" | 50" | 59" | 67" |
| Rectangle | 60" | N.A. | 60" | 72" | 29" | N.A. | N.A. | N.A. |
| Rectangle, attached totem | 60" | 79" | 60" | 72" | 29" | 50" | 59" | 67" |
| Round | 60" | N.A. | 60" | 60" | 29" | N.A. | N.A. | N.A. |
| Pear, attached totem | 54" | 61" | 54" | 54" | 29" | 50" | 59" | 67" |
| Small D-Shaped, attached totem | 50" | 58" | 48" | 51" | 29" | 50" | 59" | 67" |
| Medium D-shaped, attached totem | 60" | 73" | 60" | 66" | 29" | 50" | 59" | 67" |
| Large D-shaped, attached totem | 60" | 85" | 60" | 78" | 29" | 50" | 59" | 67" |
| Capsule | 84" | N.A. | 84" | 60" | 29" | N.A. | N.A. | N.A. |
| Capsule, attached totem | 84" | 67" | 84" | 60" | 29" | 50" | 59" | 67" |
| Offset, attached totem | 80" | 134" | 80" | 120" | 29" | 50" | 59" | 67" |

Stool-Height Tables

| | | | | | | | | |
|-----------------------------------|-----|------|-----|--------------------|-----|------|------|------|
| Square | 60" | N.A. | 60" | 60" | 38" | N.A. | N.A. | N.A. |
| Square, attached totem | 60" | 67" | 60" | 60" | 38" | 50" | 68" | 76" |
| Rectangle | 60" | N.A. | 60" | 72" | 38" | N.A. | N.A. | N.A. |
| Rectangle, attached totem | 60" | 79" | 60" | 72" | 38" | 50" | 68" | 76" |
| Round | 60" | N.A. | 60" | 60" | 38" | N.A. | N.A. | N.A. |
| Medium D-shaped, attached totem | 60" | 73" | 60" | 66" | 38" | 50" | 68" | 76" |
| Large D-shaped, attached totem | 60" | 85" | 60" | 78" | 38" | 50" | 68" | 76" |
| Capsule | 84" | N.A. | 84" | 60" | 38" | N.A. | N.A. | N.A. |
| Capsule, attached totem | 84" | 67" | 84" | 60" | 38" | 50" | 68" | 76" |
| Offset, attached totem | 80" | 134" | 80" | 120" | 38" | 50" | 68" | 76" |
| TeamStudio | 60" | 189" | 60" | 75" (per table) | 38" | N.A. | N.A. | N.A. |
| TeamStudio, attached single totem | 60" | 197" | 60" | 75" (per table) | 38" | 45" | 68" | 76" |
| TeamStudio, attached dual totems | 60" | 205" | 60" | 75" (per table) | 38" | 45" | 68" | 76" |



media:scape TC

media:scape Display Recommendations

media:scape can work with many different brands and display sizes. For a display to seamlessly integrate with media:scape, the following physical and feature requirements must be met.

Physical Requirements

| Features | Display Size (Diagonal) | Maximum Width | | Maximum Height | | Maximum Depth | | Weight | VESA Pattern (Maximum) |
|----------|-------------------------|---------------|--------|----------------|--------|---------------|--------|--------|------------------------|
| | Inches | mm | Inches | mm | Inches | mm | Inches | | mm |

media:scape Tables TC

| | | | | | | | | | |
|----------------------------------|---------|---------|-----|--------|-----|-------|-----------------------------------|------------|------------|
| Tables with single display totem | 46"–50" | 1194 mm | 47" | 711 mm | 28" | 91 mm | 3 ¹⁰ / ₁₆ " | 150 pounds | 770x485 mm |
| Tables with dual display totem | 40"–43" | 991 mm | 39" | 711 mm | 28" | 91 mm | 3 ¹⁰ / ₁₆ " | 150 pounds | 566x333 mm |

Feature Requirements

Must have at least one HDMI input. media:scape digital switchers output audio, video, and control signals over HDMI.

Must support both power-on and power-off CEC commands (digital switchers only). media:scape digital switchers send a power-on command when the system wakes up and a power-off command when the system goes to sleep using CEC (Consumer Electronics Control). Consult the display's user manual and, in some cases, contact the display manufacturer's technical support staff to determine if the display supports this functionality and how to enable this functionality.

Should be commercial-grade such as Samsung commercial-grade displays. media:scape will work with noncommercial-grade displays; however, most noncommercial-grade displays do not support long periods of continuous usage. Double-check the warranty restrictions before purchasing a display to ensure the warranty will not be voided if the display is installed in a commercial environment.

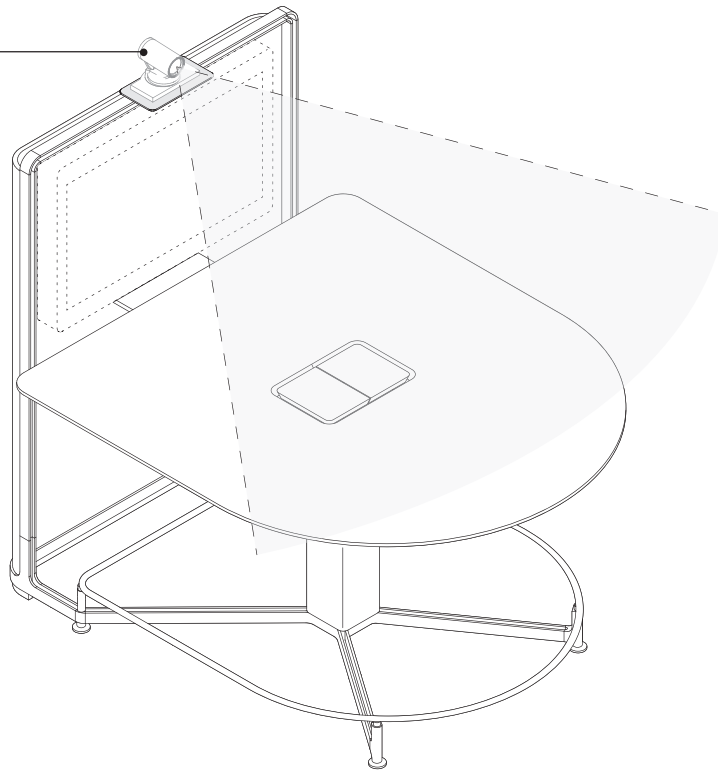
Camera Ledge

Camera ledges are available to support video conferencing applications in a totem-mounted options.

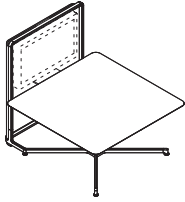
Tip: Cameras are not included.

Tip: Sight lines will vary by camera and should be taken into consideration when specifying an application.

Totem-mounted camera ledges can be mounted to any media:scape table with a totem and are available in platinum, arctic white gloss, and near black.



Desk-Height Tables TC



Tip: Please note that these are the parameters used by Steelcase. We do not have a way of checking that the work done in the field meets all our quality standards. Therefore, please be aware that by doing a field cutout/ retrofit/mounting additional equipment, you assume full responsibility for local inspections, workmanship, reliability, and ultimate performance of the product. The safety certifications for this product, as it is sold without electronics, are provided by Steelcase. This product as sold has no EMC certifications because there are no electronic components using any frequency above 9,000hz (cycles per second). Any required safety and EMC certifications for any third party electronic systems provided by the owner will need to be acquired by the owner at its expense. Steelcase cannot provide any assistance in this electronic equipment certification.

For laminate price group 2 pricing, please refer to the electronic catalog or SmartTools.

 **For Canadian Pricing**
Multiply U.S. Price by the Canadian price factor.
▶ See page 1 for details.

| Standard Includes | | Required to Specify |
|--|--|--|
| ▶ Need help? Product details, page 472 | <ul style="list-style-type: none"> Table: High-Pressure Laminate price group 1 surface with 3 mm plastic edge on all sides – Base (with legs and feet) and column: paint Totem with single monitor bracket, if specified Infill: painted aluminum, if totem is specified | <ol style="list-style-type: none"> Style number Laminate color number for surface Plastic color number for edges on laminate surface Paint color for column, table base, feet, and totem frame (if specified): 4140 Arctic White Gloss 4799 Platinum Metallic 4803 Near Black Metallic Paint color number for infill Power well cutout (see below under Required Selections) Dual monitor shroud (see below under Required Selections) Infill with totem canopy (see below under Required Selections) Options, if selected (see below) <p>▶ See <i>Surface Materials</i>, page 526.</p> |

| | Required Selections | U.S. Price | Required to Specify |
|---------------------------------|---|--------------------|---|
| Power Well Cutout | Tables (except offset table) | | |
| | <ul style="list-style-type: none"> No cutout With cutout | No cost +\$1190 | Specify with no cutout/power well. Specify with cutout/power well. |
| | Offset table | | |
| | <ul style="list-style-type: none"> No cutout With cutout | No cost +\$2382 | Specify with no cutout/power well. Specify with cutout/power well. |
| Dual Monitor Shroud | Available on attached totem tables | | |
| | <ul style="list-style-type: none"> No shroud Dual 43" shroud | No cost +\$2099 | Specify with no shroud. Specify with dual 43" shroud. |
| | Offset table | | |
| | <ul style="list-style-type: none"> No shroud Dual 43" shroud | No cost +\$4199 | Specify with no shroud. Specify with dual 43" shroud. |
| Infill with Totem Canopy | Available on attached totem tables (per totem) | | |
| | <ul style="list-style-type: none"> Infill only Infill with totem canopy | No cost +\$1384 | Specify with infill only. Specify with infill and totem canopy. |

| | Options | U.S. Price | Required to Specify |
|--------------------------|--|---|---|
| Surface Materials | High-Pressure Laminate tables | | |
| | <ul style="list-style-type: none"> Laminate price group 2 Open Line laminate | See information at left +\$ 102 plus cost of laminate | Specify laminate color number. ▶ See <i>Surface Materials Reference Manual</i> . |
| | Wood veneer tables | | |
| | <ul style="list-style-type: none"> Wood group 1 veneer surface with wood veneer edges (3 mm edge profile) | Prices at right | Specify wood color number. |
| | <ul style="list-style-type: none"> Wood group 2 veneer surface with wood veneer edges (3 mm edge profile) | Prices at right | Specify wood color number. |
| | <ul style="list-style-type: none"> Wood group 3 veneer surface with wood veneer edges (3 mm edge profile) | Prices at right | Specify wood color number. |
| | <ul style="list-style-type: none"> Customiz stain | No cost | Specify with Customiz stain. ▶ See <i>Surface Materials Reference Manual</i> . |
| | <ul style="list-style-type: none"> Full-fill finish on wood group 1 | Prices at right | Specify full-fill finish number. |

▶ Options, continued on next page

► Options, continued from previous page

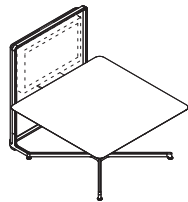
| Options | U.S. Price | Required to Specify |
|-------------------------------------|--------------------------------|---------------------|
| Surface Materials, continued | Painted aluminum infill | |
| | • Price group 1 | No cost |
| | • Price group 2 | +\$ 57 |
| | • Price group 3 | +\$182 |

Tip: Wood group 2, wood group 3, and full-fill upcharges are in addition to wood group 1 upcharge.

| Specification Information | | | | | | | | | |
|---------------------------|---|---|--------------|--------------|-----------------|--------------------------------|--------------|--------------|----------------------------------|
| Dimensions | | | | Style Number | U.S. Base Price | Options (Add \$ to Base Price) | | | |
| D | W | H | Totem Height | | | Wood Group 1 | Wood Group 2 | Wood Group 3 | Full-Fill Finish on Wood Group 1 |
| | | | | | | | | | |

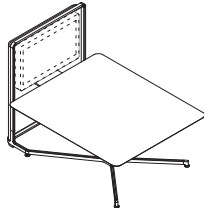
Square Desk-Height Table with Attached Totem (4–6 people)

| | | | | | | | | | |
|-----|-----|-----|-----|---------------------|----------|--------|--------|--------|--------|
| 60" | 60" | 29" | 59" | MT03DS6060TN | \$16,431 | +\$828 | +\$141 | +\$493 | +\$141 |
|-----|-----|-----|-----|---------------------|----------|--------|--------|--------|--------|



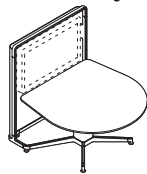
Rectangular Desk-Height Table with Attached Totem (4–6 people)

| | | | | | | | | | |
|-----|-----|-----|-----|---------------------|----------|--------|--------|--------|--------|
| 72" | 60" | 29" | 59" | MT03DR7260TN | \$16,758 | +\$994 | +\$232 | +\$803 | +\$232 |
|-----|-----|-----|-----|---------------------|----------|--------|--------|--------|--------|



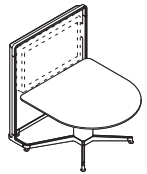
Pear-Shaped Desk-Height Table with Attached Totem (4 people)

| | | | | | | | | | |
|-----|-----|-----|-----|---------------------|----------|--------|--------|--------|--------|
| 54" | 54" | 29" | 59" | MT03DP4854TN | \$19,519 | +\$582 | +\$141 | +\$493 | +\$141 |
|-----|-----|-----|-----|---------------------|----------|--------|--------|--------|--------|



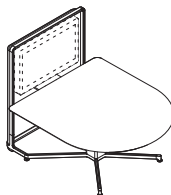
Small D-Shaped Desk-Height Table with Attached Totem (4 people)

| | | | | | | | | | |
|-----|-----|-----|-----|----------------------|----------|--------|--------|--------|--------|
| 51" | 48" | 29" | 59" | MT03DSD4848TN | \$17,745 | +\$582 | +\$102 | +\$358 | +\$102 |
|-----|-----|-----|-----|----------------------|----------|--------|--------|--------|--------|



Medium D-Shaped Desk-Height Table with Attached Totem (4–6 people)

| | | | | | | | | | |
|-----|-----|-----|-----|---------------------|----------|--------|--------|--------|--------|
| 66" | 60" | 29" | 59" | MT03DM6660TN | \$18,099 | +\$828 | +\$232 | +\$803 | +\$232 |
|-----|-----|-----|-----|---------------------|----------|--------|--------|--------|--------|



► Specification Information, continued on next page

 **For Canadian Pricing**
Multiply U.S. Price by the Canadian price factor.
► See page 1 for details.

Desk-Height Tables TC, continued

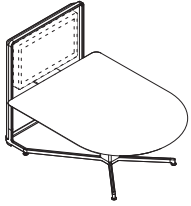
► Specification Information, continued from previous page

Tip: Wood group 2, wood group 3, and full-fill upcharges are in addition to wood group 1 upcharge.

| Specification Information | | | | | | | | | | |
|---------------------------|---|---|------|--------------|--------------|-----------------|--------------------------------|--------------|--------------|----------------------------------|
| Dimensions | | | | Totem Height | Style Number | U.S. Base Price | Options (Add \$ to Base Price) | | | |
| D | W | H | Wood | | | | | | | |
| | | | | | | | Wood Group 1 | Wood Group 2 | Wood Group 3 | Full-Fill Finish on Wood Group 1 |

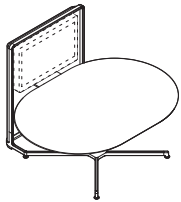
Large D-Shaped Desk-Height Table with Attached Totem (5–7 people)

| | | | | | | | | | |
|-----|-----|-----|-----|---------------------|----------|---------|--------|---------|--------|
| 78" | 60" | 29" | 59" | MT03DL7860TN | \$18,949 | +\$ 994 | +\$232 | +\$ 803 | +\$232 |
|-----|-----|-----|-----|---------------------|----------|---------|--------|---------|--------|



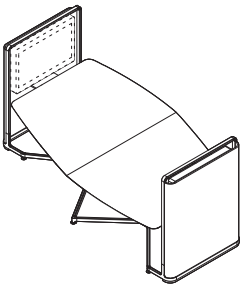
Capsule Desk-Height Table with Attached Totem (4–6 people)

| | | | | | | | | | |
|-----|-----|-----|-----|---------------------|----------|---------|--------|---------|--------|
| 60" | 84" | 29" | 59" | MT03DC6084TN | \$18,651 | +\$ 994 | +\$300 | +\$1044 | +\$300 |
|-----|-----|-----|-----|---------------------|----------|---------|--------|---------|--------|



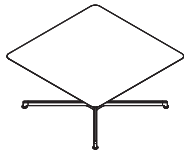
Offset Desk-Height Table with Attached Totems (8 people)

| | | | | | | | | | |
|------|-----|-----|-----|----------------------|----------|---------|--------|---------|--------|
| 120" | 80" | 29" | 54" | MT03DF12076TN | \$40,437 | +\$2074 | +\$475 | +\$1655 | +\$475 |
|------|-----|-----|-----|----------------------|----------|---------|--------|---------|--------|



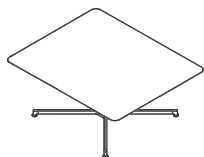
Square Desk-Height Table (6–8 people)

| | | | | | | | | | |
|-----|-----|-----|------|--------------------|----------|---------|--------|---------|--------|
| 60" | 60" | 29" | N.A. | MT03DS6060N | \$11,461 | +\$ 828 | +\$141 | +\$ 493 | +\$141 |
|-----|-----|-----|------|--------------------|----------|---------|--------|---------|--------|



Rectangular Desk-Height Table (6–8 people)

| | | | | | | | | | |
|-----|-----|-----|------|--------------------|----------|---------|--------|---------|--------|
| 72" | 60" | 29" | N.A. | MT03DR7260N | \$12,758 | +\$ 994 | +\$232 | +\$ 803 | +\$232 |
|-----|-----|-----|------|--------------------|----------|---------|--------|---------|--------|



► Specification Information, continued on next page



For Canadian Pricing
 Multiply U.S. Price by the Canadian price factor.
 ► See page 1 for details.

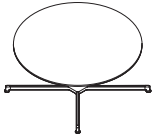
► Specification Information, continued from previous page

Tip: Wood group 2, wood group 3, and full-fill upcharges are in addition to wood group 1 upcharge.

| Specification Information | | | | | | | | | | |
|---------------------------|---|---|--------------|---------|------------|------------------------|---------|-------------|---------|-----------|
| • Dimensions | | | | • Style | • U.S. | • Options | | | | |
| D | W | H | Totem Height | Number | Base Price | (Add \$ to Base Price) | | | | |
| | | | | | | | | | | |
| | | | | | | | | Wood | | Full-Fill |
| | | | | | | | Wood | Wood | Wood | Finish on |
| | | | | | | | Group 1 | Group 2 | Group 3 | Wood |
| | | | | | | | | | | Group 1 |

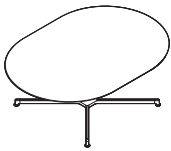
Round Desk-Height Table (4–6 people)

| | | | | | | | | | |
|-----|-----|-----|------|------------------|----------|--------|--------|---------|--------|
| 60" | 60" | 29" | N.A. | MT03DR60N | \$12,758 | +\$828 | +\$141 | +\$ 494 | +\$141 |
|-----|-----|-----|------|------------------|----------|--------|--------|---------|--------|



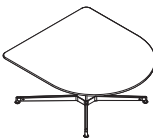
Capsule Desk-Height Table (6–8 people)

| | | | | | | | | | |
|-----|-----|-----|------|--------------------|----------|--------|--------|---------|--------|
| 60" | 84" | 29" | N.A. | MT03DC6084N | \$13,286 | +\$994 | +\$300 | +\$1044 | +\$300 |
|-----|-----|-----|------|--------------------|----------|--------|--------|---------|--------|



Medium D-Shaped Desk-Height Table (4–6 people)

| | | | | | | | | | |
|-----|-----|-----|------|--------------------|----------|--------|--------|---------|--------|
| 66" | 60" | 29" | N.A. | MT03DM6660N | \$12,379 | +\$828 | +\$232 | +\$ 803 | +\$232 |
|-----|-----|-----|------|--------------------|----------|--------|--------|---------|--------|



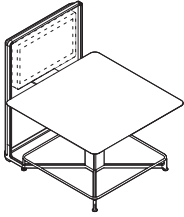
Large D-Shaped Desk-Height Table (5–7 people)

| | | | | | | | | | |
|-----|-----|-----|------|--------------------|----------|--------|--------|---------|--------|
| 78" | 60" | 29" | N.A. | MT03DL7860N | \$12,758 | +\$994 | +\$232 | +\$ 803 | +\$232 |
|-----|-----|-----|------|--------------------|----------|--------|--------|---------|--------|



For Canadian Pricing
Multiply U.S. Price by the Canadian price factor.
► See page 1 for details.

Stool-Height Tables TC



Tip: Please note that these are the parameters used by Steelcase. We do not have a way of checking that the work done in the field meets all our quality standards. Therefore, please be aware that by doing a field cutout/ retrofit/mounting additional equipment, you assume full responsibility for local inspections, workmanship, reliability, and ultimate performance of the product. The safety certifications for this product, as it is sold without electronics, are provided by Steelcase. This product as sold has no EMC certifications because there are no electronic components using any frequency above 9,000hz (cycles per second). Any required safety and EMC certifications for any third party electronic systems provided by the owner will need to be acquired by the owner at its expense. Steelcase cannot provide any assistance in this electronic equipment certification.

For laminate price group 2 pricing, please refer to the electronic catalog or SmartTools.

 **For Canadian Pricing**
Multiply U.S. Price by the Canadian price factor.
▶ See page 1 for details.

| Standard Includes | Required to Specify |
|--|---|
| <ul style="list-style-type: none"> ▶ Need help? Product details, page 472 Table: High-Pressure Laminate price group 1 surface with 3 mm plastic edge on all sides <ul style="list-style-type: none"> – Base (with legs and feet) and column: paint Totem with single monitor bracket, if specified Infill: painted aluminum, if totem is specified | <ol style="list-style-type: none"> Style number Laminate color number for surface Plastic color number for edges on laminate surface Paint color for column, table base, feet, and totem frame (if specified): <ul style="list-style-type: none"> 4140 Arctic White Gloss 4799 Platinum Metallic 4803 Near Black Metallic Paint color number for infill Power well cutout (see below under Required Selections) Dual monitor shroud (see below under Required Selections) Infill with totem canopy (see below under Required Selections) Options, if selected (see below) ▶ See <i>Surface Materials</i>, page 526. |

| Required Selections | U.S. Price | Required to Specify |
|---|------------|---------------------------------------|
| Power Well Cutout | | |
| Tables (except offset and TeamStudio tables) | | |
| • No cutout | No cost | Specify with no cutout/power well. |
| • With cutout | +\$1190 | Specify with cutout/power well. |
| Offset and TeamStudio tables | | |
| • No cutout | No cost | Specify with no cutout/power well. |
| • With cutout | +\$2382 | Specify with cutout/power well. |
| Dual Monitor Shroud | | |
| Attached totem tables (except offset tables) and TeamStudio table with attached single totem | | |
| • No shroud | No cost | Specify with no shroud. |
| • Dual 43" shroud | +\$2099 | Specify with dual 43" shroud. |
| Offset table and TeamStudio tables with attached dual totems | | |
| • No shroud | No cost | Specify with no shroud. |
| • Dual 43" shroud | +\$4199 | Specify with dual 43" shroud. |
| Infill with Totem Canopy | | |
| Available on attached totem tables (per totem) | | |
| • Infill only | No cost | Specify with infill only. |
| • Infill with totem canopy | +\$1384 | Specify with infill and totem canopy. |

| Options | U.S. Price | Required to Specify |
|--|-------------------------------|---|
| Surface Materials | | |
| High-Pressure Laminate tables | | |
| • Laminate price group 2 | See information at left | Specify laminate color number. |
| • Open Line laminate | +\$ 102 plus cost of laminate | ▶ See <i>Surface Materials Reference Manual</i> . |
| Wood veneer tables | | |
| • Wood group 1 veneer surface with wood veneer edges (3 mm edge profile) | Prices at right | Specify wood color number. |
| • Wood group 2 veneer surface with wood veneer edges (3 mm edge profile) | Prices at right | Specify wood color number. |
| • Wood group 3 veneer surface with wood veneer edges (3 mm edge profile) | Prices at right | Specify wood color number. |
| • Customiz stain | No cost | Specify with Customiz stain. ▶ See <i>Surface Materials Reference Manual</i> . |
| • Full-fill finish on wood group 1 | Prices at right | Specify full-fill finish number. |
| Painted aluminum infill | | |
| • Price group 1 | No cost | Specify infill finish number. |
| • Price group 2 | +\$ 68 | Specify infill finish number. |
| • Price group 3 | +\$ 199 | Specify infill finish number. |

Stool-Height Tables TC, continued

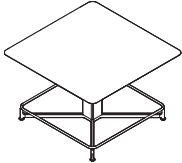
► Specification Information, continued from previous page

Tip: Wood group 2, wood group 3, and full-fill upcharges are in addition to wood group 1 upcharge.

| Specification Information | | | | | | | | | | |
|---------------------------|---|---|------|--------------|--------------|-----------------|--------------------------------|--------------|--------------|----------------------------------|
| Dimensions | | | | Totem Height | Style Number | U.S. Base Price | Options (Add \$ to Base Price) | | | |
| D | W | H | Wood | | | | Wood Group 1 | Wood Group 2 | Wood Group 3 | Full-Fill Finish on Wood Group 1 |

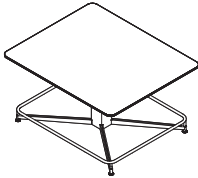
Square Stool-Height Table (6–8 people)

| | | | | | | | | | |
|-----|-----|-----|------|--------------------|----------|--------|--------|---------|--------|
| 60" | 60" | 38" | N.A. | MT03SS6060N | \$17,745 | +\$828 | +\$141 | +\$ 493 | +\$141 |
|-----|-----|-----|------|--------------------|----------|--------|--------|---------|--------|



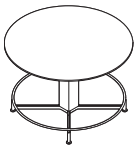
Rectangular Stool-Height Table (6–8 people)

| | | | | | | | | | |
|-----|-----|-----|------|--------------------|----------|--------|--------|---------|--------|
| 72" | 60" | 38" | N.A. | MT03SR7260N | \$18,099 | +\$994 | +\$232 | +\$ 803 | +\$232 |
|-----|-----|-----|------|--------------------|----------|--------|--------|---------|--------|



Round Stool-Height Table (4–6 people)

| | | | | | | | | | |
|-----|-----|-----|------|------------------|----------|--------|--------|---------|--------|
| 60" | 60" | 38" | N.A. | MT03SR60N | \$18,099 | +\$828 | +\$141 | +\$ 494 | +\$141 |
|-----|-----|-----|------|------------------|----------|--------|--------|---------|--------|



Capsule Stool-Height Table (6–8 people)

| | | | | | | | | | |
|-----|-----|-----|------|--------------------|----------|--------|--------|---------|--------|
| 60" | 84" | 38" | N.A. | MT03SC6084N | \$18,651 | +\$994 | +\$300 | +\$1044 | +\$300 |
|-----|-----|-----|------|--------------------|----------|--------|--------|---------|--------|



Medium D-Shaped Stool-Height Table (4–6 people)

| | | | | | | | | | |
|-----|-----|-----|------|--------------------|----------|--------|--------|---------|--------|
| 66" | 60" | 38" | N.A. | MT03SM6660N | \$17,745 | +\$828 | +\$232 | +\$ 803 | +\$232 |
|-----|-----|-----|------|--------------------|----------|--------|--------|---------|--------|



Large D-Shaped Stool-Height Table (5–7 people)

| | | | | | | | | | |
|-----|-----|-----|------|--------------------|----------|--------|--------|---------|--------|
| 78" | 60" | 38" | N.A. | MT03SL7860N | \$18,099 | +\$994 | +\$232 | +\$ 803 | +\$232 |
|-----|-----|-----|------|--------------------|----------|--------|--------|---------|--------|

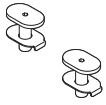


► Specification Information, continued on next page



For Canadian Pricing
 Multiply U.S. Price by the Canadian price factor.
 ► See page 1 for details.

Seismic Anchor Brackets



Tip: One bracket is used per leg, so two packages should be ordered per table.

| Standard Includes | Required to Specify |
|-------------------|---------------------|
|-------------------|---------------------|

- | | |
|--|--|
| <ul style="list-style-type: none"> ▶ Need help? Product details, page 473 | <ul style="list-style-type: none"> • Brackets: package of two |
|--|--|

| Specification Information | |
|---------------------------|--|
|---------------------------|--|

| • Style Number | • U.S. Price |
|----------------|--------------|
|----------------|--------------|

| | |
|-------------|------|
| CQSA | \$81 |
|-------------|------|



For Canadian Pricing

Multiply U.S. Price by the Canadian price factor.

▶ See page 1 for details.

Camera Ledge ✕4/24



| Standard Includes | Required to Specify |
|--|--|
| <ul style="list-style-type: none"> ▶ Need help? Product details, page 481 • Camera ledge | <ul style="list-style-type: none"> 1 Style number 2 Paint color number for ledge: <ul style="list-style-type: none"> 4140 Arctic White Gloss 4799 Platinum Metallic 4803 Near Black Metallic |

Specification Information

| • Dimensions | • Style | • U.S. |
|--------------|---------|--------|
| D W H | Number | Price |

Totem-Mounted Camera Ledge

| | | | | |
|-----|------|------|--|-------|
| 6½" | 11½" | 1/2" | MTHT ✕4/24 | \$434 |
| | | | | |

For Canadian Pricing
 Multiply U.S. Price by the Canadian price factor.
 ▶ See page 1 for details.

✕4/24 = Last order entry
 April 14, 2024



Understanding and Specifying ScapeSeries Tables



Statement of Line **494**



Understanding

ScapeSeries Tables **495**



Specifying

ScapeSeries Tables **496**

Statement of Line

ScapeSeries Tables

ScapeSeries Tables



Desk-Height
Understanding
▶ Page 495
Specifying
▶ Page 496



Stool-Height
Understanding
▶ Page 495
Specifying
▶ Page 496

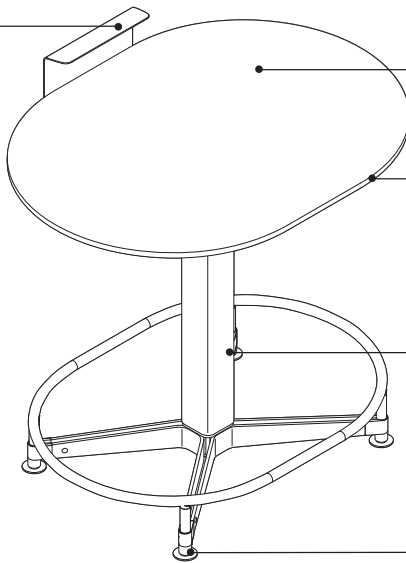
ScapeSeries Tables

ScapeSeries table

invites others to walk up and collaborate in multiple postures. It combines cornerless curves with straight sides that may dock alongside walls more effectively than typical round café tables, resulting in a more thoughtful relationship between workspaces, users, and the interior architecture.

► Specifying, page 496

Shroud comes standard with the table. It clamps to the underside of the work surface and conceals power strip (specified separately).



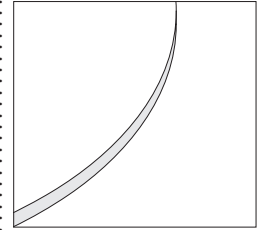
Surfaces are available in both laminate and veneer.

Profile surfaces have a 3 mm edge banding along all sides.

Base is available in three finishes and includes a column and legs. A stainless steel foot ring is standard on the stool-height tables.

Glides provide 1" of adjustment for leveling.

Product Details



Laminate surface edges are plastic and finish selection is available. ► See *Recommended Surface Edge Finishes*, page 531, for recommendations.

Veneer surface edges are veneer and match the top surface.

Surface Materials

Surface

- Laminate
- Wood veneer

Edge

- Plastic – laminate surfaces
- Wood veneer – wood veneer surfaces

Base

- Paint

Column and shroud

- Paint to match base

Foot ring

- Stainless steel

Actual Dimensions

| | |
|---------------------|-----|
| Depth | 32" |
| Width | 42" |
| Thickness | ¾" |
| Desk Height | 29" |
| Stool Height | 38" |

ScapeSeries Tables

| Standard Includes | | Required to Specify |
|--|--|--|
| <ul style="list-style-type: none"> ▶ Need help? Product details, page 495 | <ul style="list-style-type: none"> • Table: High-Pressure Laminate price group 1 surface with 3 mm plastic edge on all sides • Column, table base, legs, and shroud: paint • Foot ring, if stool-height selected: 803S Stainless Steel only | <ol style="list-style-type: none"> 1 Style number 2 Laminate color number for surface 3 Plastic color number for edges on laminate surface 4 Paint color for column, table base, legs, and shroud: <ul style="list-style-type: none"> 4140 Arctic White Gloss 4799 Platinum Metallic 4803 Near Black Metallic 5 Options, if selected (see below) <ul style="list-style-type: none"> ▶ See <i>Surface Materials</i>, page 526. |

For laminate price group 2 pricing, please refer to the electronic catalog or SmartTools.

| Options | U.S. Price | Required to Specify |
|--|--|---|
| Surface Materials <ul style="list-style-type: none"> • High-Pressure Laminate tables <ul style="list-style-type: none"> • Laminate price group 2 • Open Line laminate • Wood veneer tables <ul style="list-style-type: none"> • Wood group 1 veneer surface with wood veneer edges (3 mm edge profile) +\$275 • Wood group 2 veneer surface with wood veneer edges (3 mm edge profile) +\$462 • Wood group 3 veneer surface with wood veneer edges (3 mm edge profile) +\$745 • Customiz stain No cost • Full-fill finish on wood group 1 +\$ 78 | <ul style="list-style-type: none"> • See information at left +\$102 plus cost of laminate | <ul style="list-style-type: none"> • Specify laminate color number. ▶ See <i>Surface Materials Reference Manual</i>. • Specify <i>with wood veneer</i> and indicate wood color number. • Specify <i>with wood veneer</i> and indicate wood color number. • Specify <i>with wood veneer</i> and indicate wood color number. • Specify <i>with Customiz stain</i>. ▶ See <i>Surface Materials Reference Manual</i>. Specify full-fill finish number. |
| Shroud <ul style="list-style-type: none"> • Omit shroud | -\$ 46 | Specify <i>omit shroud</i> . |

| Specification Information | | | Style Number | U.S. Base Price | |
|---------------------------|-----|-----|--------------|-----------------|--------|
| Dimensions | D | W | H | | |
| Desk-Height | | | | | |
| | 32" | 42" | 29" | SSTD3242 | \$2587 |
| Stool-Height | | | | | |
| | 32" | 42" | 38" | SSTS3242 | \$3801 |



For Canadian Pricing
 Multiply U.S. Price by the Canadian price factor.
 ▶ See page 1 for details.

Table Power and Communication



Statement of Line **498**



Understanding


Wiring and Cabling Accessories **500**



Specifying

| | |
|-------------------------------------|------------|
| Power Sphere | 516 |
| Power and Communication Sphere | 516 |
| Power and Communication Port | 517 |
| Oval Power and Communication Ports | 517 |
| Power/Power Box | 518 |
| 2½" Round Grommet | 518 |
| Universal Worksurface Wire Managers | 519 |
| Cable and Fiber Reels | 519 |
| Termination Plate | 519 |
| Cord Reels | 520 |
| Wire Guide Clips | 520 |
| Wire Clips | 520 |
| Wire Manager | 521 |
| Mini-Port, Cord | 521 |
| Axil Z, Cord | 522 |
| Ellora, Cord | 523 |
| Cable Tray | 523 |
| Internode Cord and Cable Managers | 524 |
| Internode Harness Clips | 524 |

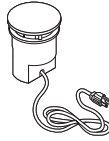
Statement of Line



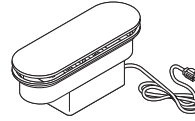
Power Sphere
Understanding
▶ Page 500
Specifying
▶ Page 516



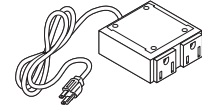
Power and Communication Sphere
Understanding
▶ Page 500
Specifying
▶ Page 516



Power and Communication Port
Understanding
▶ Page 500
Specifying
▶ Page 517



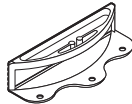
Oval Power and Communication Ports
Understanding
▶ Page 500
Specifying
▶ Page 517



Power/Power Box
Understanding
▶ Page 502
Specifying
▶ Page 518



2 1/2" Round Grommet
Understanding
▶ Page 502
Specifying
▶ Page 518



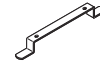
Universal Worksurface Wire Manager
Understanding
▶ Page 502
Specifying
▶ Page 519



Cable and Fiber Reel
Understanding
▶ Page 503
Specifying
▶ Page 519



Termination Plate
Understanding
▶ Page 504
Specifying
▶ Page 519



Cord Reel
Understanding
▶ Page 506
Specifying
▶ Page 520




Wire Guide Clip
Understanding
▶ Page 505
Specifying
▶ Page 520



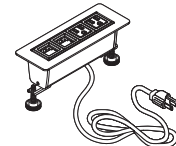
Wire Clip
Understanding
▶ Page 505
Specifying
▶ Page 520



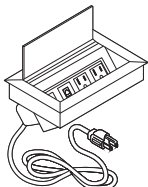
Wire Manager
Understanding
▶ Page 505
Specifying
▶ Page 521



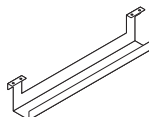
Mini-Port, Cord
Understanding
▶ Page 507
Specifying
▶ Page 521



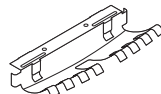
Axil Z, Cord
Understanding
▶ Page 507
Specifying
▶ Page 522



Ellora, Cord
Understanding
▶ Page 507
Specifying
▶ Page 523



Cable Tray
Specifying
▶ Page 523



Internode Cord and Cable Managers
Specifying
▶ Page 524



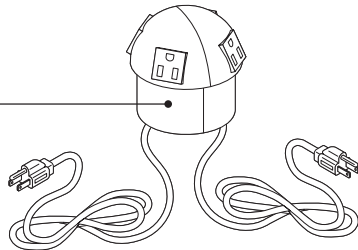
Internode Harness Clip
Specifying
▶ Page 524

Wiring and Cabling Accessories

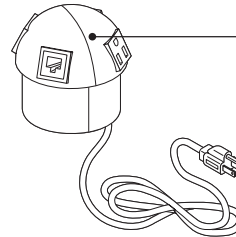
Power and Communication Spheres and Port

Power and communication spheres and port provide convenient desktop access to power outlets and data jacks. Spheres and ports are field installed only.

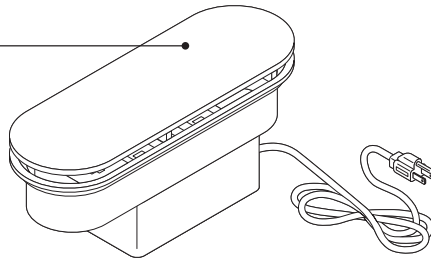
Power spheres have four electrical outlets and two 6' cords with plug.
 ▶ Specifying, page 516



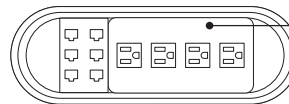
Power and communication spheres provide two electrical outlets, faceplates for two customer-supplied voice/data jacks, and a 6' cord with plug or conduit.
 ▶ Specifying, page 516



Oval power and communication ports have low-profile covers that are almost flush with worksurface.
 ▶ Specifying, page 517

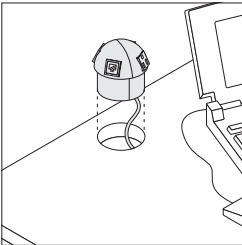


Round power and communication port includes two outlets and two adapters to accommodate customer-supplied standard voice/data jacks.



Oval power and communication port includes four outlets and can accommodate up to six voice/data jacks. Port ships with six Cat 5e RJ 45 jacks and six Cat 3 RJ11 jacks.

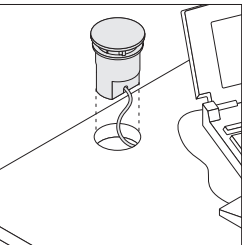
Product Details



Power and communication spheres are field installed. You can specify a factory-cut mounting hole in Convene tables to accommodate spheres, or use a 3" diameter drill to cut mounting hole at desired location.

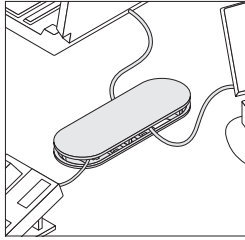
Oval power and communication ports contain an opening in one side of lower port that allows excess wire and cable cords to drop beneath the worksurface, leaving the port clear.

Power and communication port contains an opening in one side of lower port that allows excess wire and cable cords to drop beneath the worksurface, leaving the port clear.

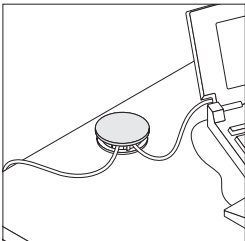


Port is field installed. Use a 3 1/2"-diameter drill to cut mounting hole at desired location.

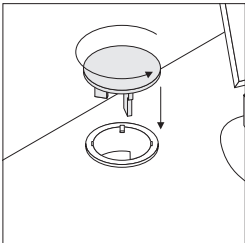
You can specify a factory-cut mounting hole in Convene tables to accommodate port, or use a 3 1/2" diameter drill to cut mounting hole at desired location.



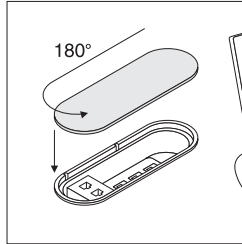
Oval port is ideal for use with conference tables or other installations requiring high-capacity power and communication. You must specify a factory-cut mounting hole to accommodate oval ports in Convene tables.



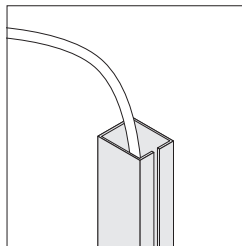
Lid of port in up position allows low-profile routing.



Lid can drop down when port is not in use and conceal outlets. Twist lid until legs line up with slots and push down until lid is flush with housing.



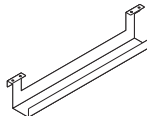
Lid on oval port can drop down when not in use and conceal outlets. Turn lid 180° and push down so lid will be flush with housing.



Wire manager is available to organize cables routed vertically or horizontally beneath the worksurface. It can be cut on site as needed.
▶ Page 519



Wire guide clip has an adhesive back to allow it to stick to painted metal components under a worksurface for routing and managing cords. Double clip can be screwed to the underside of a worksurface.
▶ Page 520



Cable storage trays, field installed, hold the worksurface, hold cables out of the way.

Wiring & Cabling

6' power cord is included on power and communication spheres and port.

Chicago, New York City, and Los Angeles have special requirements.

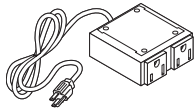
Underwriters Laboratory (UL) and Canadian Standards Association (CSA) listed. These products have been designed to meet U.S. and Canadian national electrical and energy codes and most local building codes. Local electrical codes vary. Consult a qualified electrician or electrical engineer for proper installation of all electrical equipment.

Surface Materials

Power and communication ports
• Black plastic only

Wiring and Cabling Accessories, continued

Power/Power Box



► Specifying, page 518

Product Details

Power/Power box, ordered separately, provides additional electrical outlets where needed. Boxes are field-installed and can be mounted to the underside of worksurface anywhere access to power is needed.

Surface Materials

Box

- Black paint

Actual Dimensions

Depth 3"

Width 3"

Height 1"

2½" Round Grommet



► Specifying, page 518

Product Details

2½" round grommet, ordered separately, provides wire and cable management for worksurfaces.

Surface Materials

Round grommet

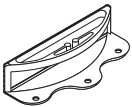
- 0835 Black
- 4799 Platinum Metallic
- 7241 Arctic White
- 7360 Merle
- 9201 Polished Chrome
- 9211 Nickel

Actual Dimensions

Depth 2½"

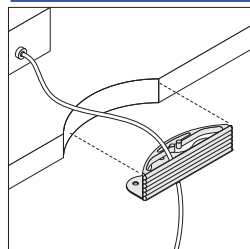
Width 2½"

Universal Worksurface Wire Manager



► Specifying, page 519

Product Details



Worksurface wire managers are available to convert cable scallops into grommets in freestanding applications. They are included with wood veneer worksurfaces. Wire managers can be used with Universal worksurfaces.

Surface Materials

Universal worksurface wire manager

- 6000 Black
- 6009 Arctic White
- 6052 Milk
- 6053 Seagull
- 6249 Platinum Solid
- 6654 Sand
- 6695 Midnight
- 6697 Fog

Cable and Fiber Reel

Cable and fiber reel is available to store excess fiber-optic cable lengths. It is also suitable for storing power cables.
► Specifying, page 519

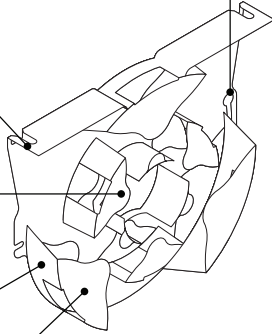
Mounting slots allow installation of reel vertically beneath worksurface.

Inner reel accommodates copper wire and other cables that can be wound tightly.

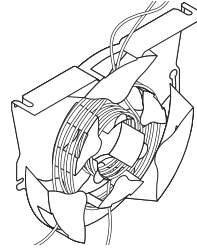
Outer reel accommodates the preferred bend radius of fiber-optic cables.

Tabs prevent cables from slipping off reel.

Key-shaped mounting hole allows quick installation and removal of reel mounted horizontally to underside of worksurface.

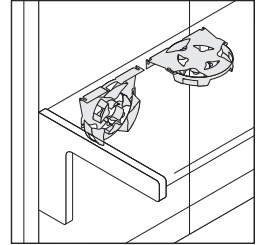


Product Details



Capacity of reel is approximately 12' of standard power or communication cable on outer reel and 18' of telephone-type cord on inner reel depending on the specific cable used. Neatness of installation can affect capacities. In critical situations, you should conduct a test using the specific cable types your installation requires.

Connections



Reel can be field installed vertically or horizontally in the kneespace of freestanding desks or panel-supported worksurfaces.

Wiring & Cabling

Chicago, New York City, and Los Angeles have special requirements.

Local electrical codes vary. Consult a qualified electrician or electrical engineer for the proper installation of electrical equipment.

Surface Materials

- Reel**
- Black plastic only

Actual Dimensions

| | |
|---------------|----------------------------------|
| Depth | 1¼" |
| Width | 8" |
| Height | 8 ⁵ / ₁₆ " |

Termination Plate

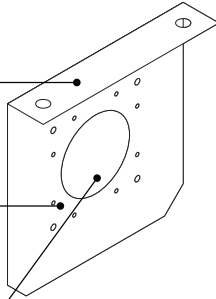
Termination plate is available for field installation to accommodate junction boxes for connections of fiber-optic cables and other cable types.

► Specifying, page 519

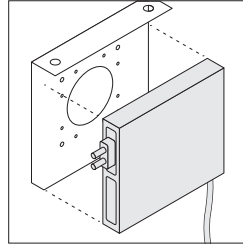
Bracket allows termination plate to be connected to worksurface.

NEMA standard hole pattern allows virtually all conventional boxes and termination devices to be connected.

Opening provides access to a termination device.

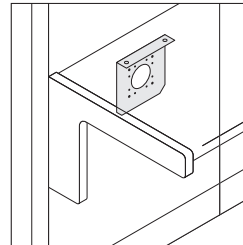


Product Details



Faceplates and junction boxes can be added to support fiber-optic or ordinary voice/data networks.

Connections



Termination plate is field installed beneath the worksurface in any position needed. Usually, it is located at the back of the worksurface so it doesn't obstruct kneespace.

Wiring & Cabling

Chicago, New York City, and Los Angeles have special requirements.

Local electrical codes vary. Consult a qualified electrician or electrical engineer for the proper installation of electrical equipment.

Surface Materials

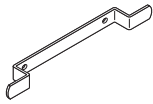
Termination plate

- Black plastic only

Actual Dimensions

| | |
|-----------------------|-----------------|
| Depth | 3/4" |
| Width | 7 1/8" |
| Height | 7 1/8" |
| Center opening | 2 3/4" diameter |

Cord Reels



► Specifying, page 520

Product Details

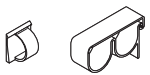
Cord reels, field installed under the worksurface, take up excess cord or cable.

Surface Materials

Cord reel

- Black paint

Wire Guide Clips and Wire Clips



► Specifying, pages 520

Product Details

Wire guide clips and wire clips can be used under a worksurface for routing and managing cords.

Surface Materials

Wire guide clips and wire clips

- Black plastic

Wire Manager



► Specifying, page 521

Product Details

Wire manager, ordered separately, organizes cables routed vertically or horizontally beneath the worksurface. It can be cut on site as needed.

Surface Materials

Wire manager

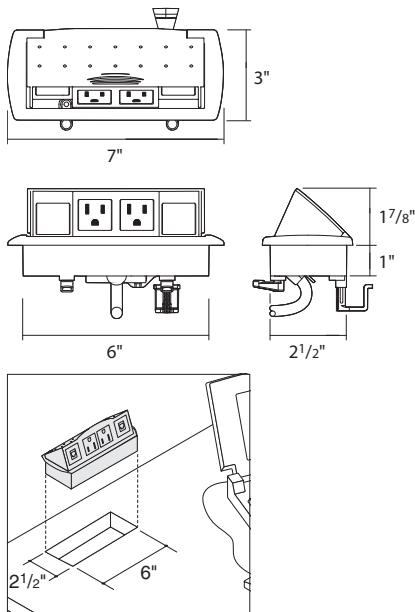
- Black plastic

Actual Dimensions

| | |
|---------------|------|
| Depth | 1" |
| Width | 3/4" |
| Height | 25" |

Wiring and Cabling Accessories, continued


Mini-Port



Mini-Port is a 7" x 3" box that mounts at the top surface of the table and contains two simplex electrical outlets and two spaces to mount customer-supplied RJ-type voice/data communications outlets. An array of faceplates ship with each Mini-Port to accommodate a range of voice/data communication outlets.

► See *Interport and Mini-Port Telecommunication Reference Chart*, page 508.

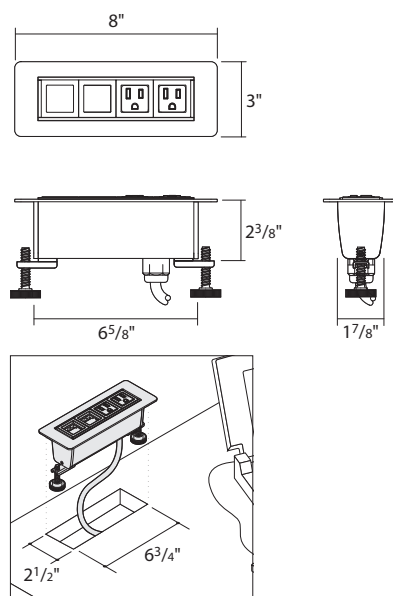
For access to the outlets, the user opens a hinged door. Mini-Port can not be closed when cords are attached. Mini-Ports are available in black. All Mini-Ports are UL and CSA listed. Mini-Port can be adjusted to fit table thickness, 1"-1 3/4", by setting adjustment tabs that secure the desktop module to the table.



Mini-Port cord has a six-foot power cord and standard

Mini-Port is available in matte black plastic. Other colors are available as a special. Contact your local dealer, the Steelcase Solutions Resource Team, or the Steelcase Solutions Fulfillment Team at 1.888.STEELCASE (1.888.783.3522) or send an e-mail to lineone@steelcase.com.

Axil Z



Axil Z is an 8" x 3" desktop module that mounts at the top surface of the table and can be configured in several choices of power/data/USB:

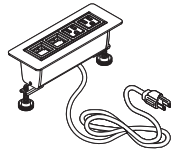
- 2 power/2 data
- 2 power/1 data/1 USB
- 2 power/2 USB
- 3 power/1 data
- 3 power/1 USB
- 4 power

The customer-supplied RJ-type voice/data communication outlets, when specified, come with an array of faceplates to accommodate a range of voice/data communication outlets.

► See *Axil Z and Ellora Telecommunications Reference Chart*, page 512.

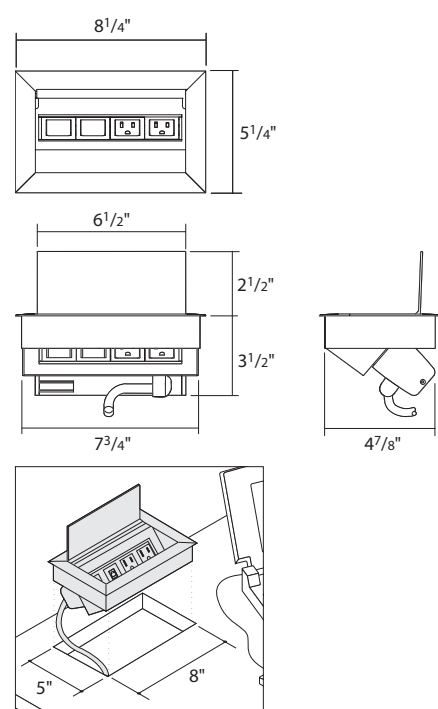
Tip: USB ports are dual USB-A.

Axil Z is available in gloss white or gloss black. Axil Z is UL listed. Axil Z can be used with table top thicknesses of 3/4"-1 1/2" by adjusting the thumb screws that secure the desktop module to the table.



Axil Z cord has a six-foot power cord and standard 15-amp plug for configurations with three or less simplex power outlets. The configuration of four simplex power outlets includes a non-standard 15-amp plug with a circuit breaker.

Ellora



Ellora is an 8 1/4" x 5 1/4" desktop module that mounts at the top surface of the table and can be configured in several choices of power/data/USB:

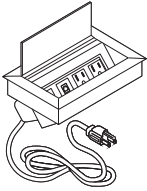
- 2 power/2 data
- 2 power/1 data/1 USB
- 2 power/2 USB
- 3 power/1 data
- 3 power/1 USB
- 4 power

The customer-supplied RJ-type voice/data communication outlets, when specified, come with an array of faceplates to accommodate a range of voice/data communication outlets.

► See *Axil Z and Ellora Telecommunications Reference Chart*, page 512.

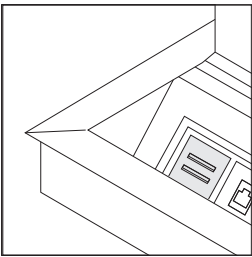
Tip: USB ports are dual USB-A.

Ellora is available in anodized aluminum and is standard with a lift-up access door. Ellora is UL listed. Ellora can be used with table top thicknesses of 3/4"-1 1/2" by attaching the clips that secure the desktop module to the table.



Ellora cord has a six-foot power cord and standard 15-amp plug for configurations with three or less simplex power outlets. The configuration of four simplex power outlets includes a non-standard 15-amp plug with a circuit breaker.

In order to meet Chicago code approvals, the desktop module must be metal, therefore, only Axil Z and Ellora would be approved.

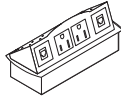
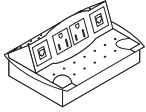


For Axil Z and Ellora, the USB for charging option is configured in the spot of one data port and is always configured on the end(s). It contains two USB ports for charging.

Modular furniture faceplates to accept voice/data outlets are available directly from many suppliers. Steelcase does not supply these components. For information about compatibility, contact the manufacturers: Amp 1.800.522.6752. Ask for Flexmode modular furniture faceplates and outlets. Krone 1.800.775.5766. Ask for Convergence modular furniture faceplates and outlets. Panduit 1.800.777.3300, Ask for Mini-Com modular furniture faceplates and outlets.

► See *Interport and Mini-Port Telecommunication Reference Chart*, page 508.

Interport and Mini-Port Telecommunication Reference Chart



| Type | Byrne Electrical | Allen Tel | Commscope/ Uniprise | Commscope/ Systemax | Hubbell | Krone/ADC |
|------------------------|---|-----------|---------------------|----------------------|-----------|------------------------------|
| Category 5e | | | | | | |
| 110 | | AT55SH-xx | UNJ500-xx | MPS100E-xxx | HXJ5Exx | 6467-5-181-xx RJ110CB-xx |
| USOC | | None | None | M1AH-xxx | HXJUxx | 6467-5-198-xx |
| Shielded | | AT65SH-xx | FTP-5E | None | None | None |
| Tool-less | | AT55-xx | None | None | None | None |
| Coupler | | AT55C-xx | None | None | SFC5Exx | None TDG1026KS-C5E |
| Pre-assembled | BE01445 ⁽¹⁾ BE01929 ⁽²⁾ | | | | | |
| Category 6 | | | | | | |
| 110 | | AT66-xx | UNJ600-xx | MGS400-xxx | HXJ6xx | 6830-1-830-xx MJS110C6-xx |
| Shielded | | None | FTP-J6 | None | None | None |
| Tool-less | | None | None | None | None | None |
| Coupler | | None | None | None | None | None TDG1026KSC6 |
| Pre-assembled | BE01445-6-72 ⁽³⁾ BE01445-6-120 ⁽⁴⁾ | | | | | |
| Category 6A | | | | | | |
| 110 | | None | UNJ600-xx | MGS500-xx | HXJ6Axx | 6830-1-835-xx |
| Shielded | | None | FTP-J6A | MFP520 | None | None |
| Secure | | None | None | None | None | None |
| MD4 S-Video | | | | | | |
| 110 Terminal | | AT32VD-xx | M81SVHS-110-xxx | None | SFSV110xx | 6645-1-134-xx |
| Couple | | None | M81-SVHS-SVHS-xxx | None | SFSVxx | None |
| Solder | | None | None | None | None | None |
| F-Coax Twist On | | AT32F-xx | None | M81C SFFGxx SIFxx | SFFxx | 6645-1-157-xx |

Note: Information may be considered reliable as of 6/26/13. Manufacturers may add, delete, or change products without notice. Proper fit of any Telecommunications connector should always be tested before use.

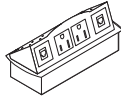
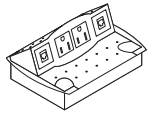
- (1) w/ 8-Pin, Amp RJ45 Cat 5e, Pre-terminated w/ 9' cable
- (2) w/8-Pin, Panduit RJ45 Cat 5e, Pre-terminated w/ 9' cable
- (3) w/ 8-Pin, Siemon RJ45 Cat 6, Pre-terminated w/ 6' cable
- (4) w/ 8-Pin, Siemon RJ45 Cat 6, Pre-terminated w/ 10' cable

| L-Com | Leviton | Ortronics | Panduit | Siemon | Tyco Electronics | Tyco Electronics/AMP |
|------------------------|--------------------------|---|--------------------------|---|------------------------------------|-----------------------------|
| MJS110C5E-xx | 5G108-Rxx OR-63750001 | OR-TJ5E00-xx NKP5E88Mxx CJK5E88TGxx CJ5E88TGxx | NK5E88Mxx | MX5-Kxx 1499905-x 368988-x 1499683-x | 406372-x 1375190-x 1116515-x | 1375191-x |
| None | None | None | None | None | None | None |
| None | 5S180-SH5 | OR-TJS5E00 CJS5E88TGxx | CJSK5E88TGxx | MX5-KS | 1479717-x 1116515-1 | 1375189-1 |
| None | None | None | None | MX-K-C5-(xx) | None 1339189-x 1339015-x | 1116604-x |
| TDG1026KC5 | None | None | CC5E88xx | None | None | None |
| TDG1026KS | 61110-Bxx | OR-TJ600-xx CJK688TGxx CJ688TGxx CJD688TPxx | NK688Mxx | MX6-Kxx 1499682-x 1479794-x | 1499631-x 1375187-x | 1375055-x |
| None | 6S180-SH6 | OR-TJS600 CJS688TGxx | CJSK688TGxx | None | None 1479795-x | 1375188-x |
| MJSTLC6-xx | None | None | None | None | None | None |
| TDG1026KC6 | None | None | CC688xx | None | None 1479290-1 | 1479289-2 |
| None | None | OR-TJ610 CJ6X88TGxx | CJD6X88TGxx 10GMX-Kxx | 10GMX-KS | None | None |
| None | None | None CJK6X88TGxx | CJS6X88TGxx | None 1711342-x 1711295-x 1711592-x | 1711160-x 1479553-1 | 1375188-1 |
| None | None | None | None | None | None 1478795-x | 1479794-x |
| None | 40734-Sxx | OR-63700025 CJSVxx | NKSPMxx | MX-F-VHxx | 1375149-x | None |
| None | None | OR-60900074 | CMSVCxxx | None | None | None |
| None | None | None | None | None | None | None |
| MJSCPF-xx 40831-Bxx | 41084-Fxx OR-KSFCN | OR-63700006-xx NKFxx CMFxx | CMFSRxx | CT-FA-xx | None | 1499855-x |

► Interport and Mini-Port Telecommunications reference chart, continued on next page

Table Power and Communication

Interport and Mini-Port Telecommunication Reference Chart, continued



► Interport and Mini-Port Telecommunications reference chart, continued from previous page

| Type | Byrne Electrical | Allen Tel | Commscope/ Uniprise | Commscope/ Systemax | Hubbell | Krone/ADC |
|--------------------------------|---|----------------|---------------------|---------------------|-----------|---------------|
| MD4 S-Video, continued | | | | | | |
| BNC | | AT32BB-xx | None | M81 BNC-B | SFBxx | 6645-1-159-xx |
| RCA | | | | | | |
| Coupler | | None | None | None | SFRCxxRxx | None |
| 110 Terminal | | AT32RCA-110-xx | M81-RCA-PT-YL | None | SFRC110xx | 6645-1-133-xx |
| Solder | | AT32RCA | None | None | SFRCxx | None |
| Compression | | None | None | None | None | None |
| 3mm Sjack | | None | M81-S35MM-S35MM | None | None | None |
| 3.5mm Sjack | | | | | | |
| Solder | | None | None | None | SF35FFxx | None |
| Pre-assembled | BE02494-C-120 w. 20" MF Cable | | | | | |
| USB | | | | | | |
| Coupler A-A | | None | None | None | SFUSBAxx | None |
| Coupler A-B | | None | None | None | SFUSBABxx | None |
| Solder | | None | None | None | None | None |
| Integral Cord | | None | None | None | None | None |
| -A Pre-assembled | BE02155-C w/ 4ft Cable | | | | | |
| -B Pre-assembled | BE02156-C w/ 4ft Cable | | | | | |
| 3 Pin XLR | | | | | | |
| Solder | | None | None | None | XLR10 | None |
| Screw | BE02493-72 ⁽⁵⁾ BE02493-120 ⁽⁶⁾ | None | None | None | XLRST10 | None |
| SVGA HD15 | | | | | | |
| Coupler | | ATGM15FF | None | None | None | None |
| Screw | | None | None | None | IM15ST10x | None |
| 110 | | None | None | None | None | None |
| 6 Pin DIN (KeyBd/Mouse) | | None | None | None | SF6PK | None |
| HDMI | | | | | | |
| Coupler | BE1018192 | | | | | |
| MF 90° | BEFR-HH-FM270 | | | | | |

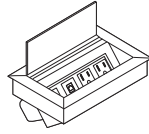
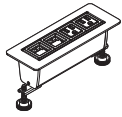
Note: Information may be considered reliable as of 6/26/13. Manufacturers may add, delete, or change products without notice. Proper fit of any Telecommunications connector should always be tested before use.

⁽⁵⁾ Preassembled w/15 Pin SVGA Male Connector and 72" cable

⁽⁶⁾ Preassembled w/15 Pin SVGA Male Connector and 120" cable

| L-Com | Leviton | Ortronics | Panduit | Siemon | Tyco Electronics | Tyco Electronics/AMP |
|--------------|-----------------------|-------------------------|----------------|---------------|----------------------------|-----------------------------|
| MJSCPBNC-xx | 40832-Bxx OR-KSBNC | OR-63700023 | NKSPMxx | None | None | None |
| MJSCPRCA-xx | 40830-Bxx | None CMRPxxx | NKRTMxxx | CT-RA-xx | 1375362-x 1933192,3,4-x | 1375361,2,3-x |
| None | 40735-Rxx | OR-63700047 NKRPMxxx | CJRxxx | None | None | 147923x-x |
| None | None | None | NKRSMxxx | MX-F-RC-xx | 1375365-x | 1375364,5,6-x |
| None | 40782-Rxx | None | None | None | None | None |
| None | 40837-Bxx | None CM35MSCB | NK35MSCxx | None | None | 1933582-x |
| None | None | None CM35MSSxx | NK35MSSxx | None | None | 1479086-x |
| None | None | None | None | None | None | 1933655-x |
| ECF504B-UAB | None | None | None | None | None | 1933661-x |
| ECJ504B-UA | None | None | None | None | None | None |
| ECF504-5M | None | None | None | None | None | None |
| None | None | None | None | None | None | None |
| None | None | None | None | None | None | None |
| None | None | OR-60900270 | None | None | None | None |
| DGBH15FT | None | None | CMD15HDxxx | None | None | None |
| None | None | None | None | None | None | 1479288-x |
| None | None | OR-63700025 | None | None | None | None |

Axil Z and Ellora Telecommunication Reference Chart



| Type | Byrne Electrical | Allen Tel | Commscope/ Uniprise | Commscope/ Systemax | Hubbell | Krone/ADC |
|------------------------|---|-----------|---------------------|---------------------|--------------------------|---------------|
| Category 5e | | | | | | |
| 110 | BE406372-2 | AT55SH-xx | UNJ500-xx | MPS100E-xxx | HXJ5Exx | 6467-5-181-xx |
| USOC | | None | None | M1AH-xxx | HXJUxx | 6467-5-198-xx |
| Shielded | | AT65SH-xx | FTP-5E | None | None | None |
| Tool-less | | AT55-xx | None | None | None | None |
| Coupler | | AT55C-xx | None | None | SFC5Exx | None |
| Pre-assembled | BE01445 ⁽¹⁾ BE01929 ⁽²⁾ | | | | | |
| Category 6 | | | | | | |
| 110 | | AT66-xx | UNJ600-xx | MGS400-xxx | HXJ6xx | 6830-1-830-xx |
| Shielded | | None | FTP-J6 | None | None | None |
| Tool-less | | None | None | None | None | None |
| Coupler | | None | None | None | None | None |
| Pre-assembled | BE01445-6-72 ⁽³⁾ BE01445-6-120 ⁽⁴⁾ | | | | | |
| Secure | | None | None | None | None | None |
| Category 6A | | | | | | |
| 110 | | None | UNJ600-xx | MGS500-xx | HXJ6Axx | 6830-1-835-xx |
| Shielded | | None | FTP-J6A | MFP520 | None | None |
| MD4 S-Video | | | | | | |
| 110 Terminal | | AT32VD-xx | M81SVHs-110-xxx | None | SFSV110xx | 6645-1-134-xx |
| Coupler | | None | M81-SVHS-SVHS-xxx | None | SFSVxx | None |
| Solder | | None | None | None | None | None |
| F-Coax Twist On | | AT32F-xx | None | M81C | SFFxx SFFGxx SIFxx | 6645-1-157-xx |

Note: Information may be considered reliable as of 6/26/13. Manufacturers may add, delete, or change products without notice. Proper fit of any Telecommunications connector should always be tested before use.

- (1) w/ 8-Pin, Amp RJ45 Cat 5e, Pre-terminated w/ 9' cable
- (2) w/8-Pin, Panduit RJ45 Cat 5e, Pre-terminated w/ 9' cable
- (3) w/ 8-Pin, Siemon RJ45 Cat 6, Pre-terminated w/ 6' cable
- (4) w/ 8-Pin, Siemon RJ45 Cat 6, Pre-terminated w/ 10' cable

| L-Com | Leviton | Ortronics | Panduit | Siemon | Tyco Electronics | Tyco Electronics/AMP |
|-----------------------------|------------------------|-----------------------------|--|-----------------------|--|-------------------------------------|
| MJS110C5E-xx RJ110CB-xx | 5G108-Rxx | OR-TJ5E00-xx OR-63750001 | NK5E88Mxx NKP5E88Mxx CJK5E88TGxx CJ5E88TGxx | MX5-Kxx | 406372-x 1499905-x 368988-x 1499683-x | 1375191-x 1375190-x 1116515-x |
| None | None | None | None | None | None | None |
| None | 5S180-SH5 | OR-TJS5E00 | CJSK5E88TGxx CJS5E88TGxx | MX5-KS | 1479717-x | 1375189-1 1116515-1 |
| None | None | None | None | MX-K-C5-(xx) | None | 1116604-x 1339189-x 1339015-x |
| TDG1026KC5 TDG1026KS-C5E | None | None | CC5E88xx | None | None | None |
| TDG1026KS MJS110C6-xx | 61110-Bxx | OR-TJ600-xx | NK688Mxx CJK688TGxx CJ688TGxx CJD688TPxx | MX6-Kxx | 1499631-x 1499682-x 1479794-x | 1375055-x 1375187-x |
| None | 6S180-SH6 | OR-TJS600 | CJSK688TGxx CJS688TGxx | None | None | 1375188-x 1479795-x |
| MJSTLC6-xx | None | None | None | None | None | None |
| TDG1026KC6 TDG1026KSC6 | None | None | CC688xx | None | None | 1479289-2 1479290-1 |
| None | None | None | None | None | None | 1479794-x 1478795-x |
| None | None | OR-TJ610 | CJD6X88TGxx CJ6X88TGxx | 10GMX-KS 10GMX-Kxx | None | None |
| None | None | None | CJS6X88TGxx CJK6X88TGxx | None | 1711160-x 1711342-x 1711295-x 1711592-x | 1375188-1 1479553-1 |
| None | 40734-Sxx | OR-63700025 | NKSPMxx CJSVxx | MX-F-VHxx | 1375149-x | None |
| None | None | OR-60900074 | CMSVCxxx | None | None | None |
| None | None | None | None | None | None | None |
| MJSCPF-xx | 41084-Fxx 40831-Bxx | OR-63700006-xx OR-KSFCN | CMFSRxx NKFxx MFxx | CCT-FA-xx | None | 1499855-x |

▶ Axil Z and Ellora Telecommunications reference chart, continued on next page

Table Power and Communication

Axil Z and Ellora Telecommunication Reference Chart, continued



▶ Axil Z and Ellora Telecommunications reference chart, continued from previous page

| Type | Byrne Electrical | Allen Tel | Commscope/ Uniprise | Commscope/ Systemax | Hubbell | Krone/ADC |
|--------------------------------|----------------------------------|----------------|---------------------|---------------------|-----------|---------------|
| MD4 S-Video, continued | | | | | | |
| BNC | | AT32BB-xx | None | M81 BNC-B | SFBxx | 6645-1-159-xx |
| RCA | | | | | | |
| 110 Terminal | | AT32RCA-110-xx | M81-RCA-PT-YL | None | SFRC110xx | 6645-1-133-xx |
| Coupler | | None | None | None | SFRCxxRxx | None |
| Solder | | AT32RCA | None | None | SFRCxx | None |
| Compression | | None | None | None | None | None |
| 3 mm Sjack | | None | M81-S35MM-S35MM | None | None | None |
| 3.5 mm Sjack | | | | | | |
| Solder | | None | None | None | SF35FFxx | None |
| Pre-assembled | BE02494-C-120 w/ 20" MF Cable | | | | | |
| USB | | | | | | |
| Coupler A-A | | None | None | None | SFUSBAxx | None |
| Coupler A-B | | None | None | None | SFUSBABxx | None |
| Solder | | None | None | None | None | None |
| -A Pre-assembled | BE02155-C w/ 4ft Cable | | | | | |
| -B Pre-assembled | BE02156-C w/ 4ft Cable | | | | | |
| Integral Cord | | None | None | None | None | None |
| 3 Pin XLR | | | | | | |
| Solder | | None | None | None | XLR10 | None |
| Screw | BE02493-72(5) BE02493-120(6) | None | None | None | IM15ST10x | None |
| SVGA HD15 to 110 | | None | None | None | None | None |
| 6 Pin DIN (KeyBd/Mouse) | | None | None | None | SF6PK | None |
| HDMI | | | | | | |
| Coupler | BE1018192 | | | | | |
| MF 90° | BEFR-HH-FM270 | | | | | |

Note: Information may be considered reliable as of 6/26/13. Manufacturers may add, delete, or change products without notice. Proper fit of any Telecommunications connector should always be tested before use.

(5) Preassembled w/15 Pin SVGA Male Connector and 72" cable

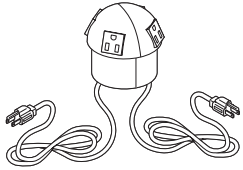
(6) Preassembled w/15 Pin SVGA Male Connector and 120" cable

| L-Com | Leviton | Ortronics | Panduit | Siemon | Tyco Electronics | Tyco Electronics/AMP |
|--------------|----------------|-------------------------|------------------------|---------------|-------------------------|--------------------------------|
| MJSCPBNC-xx | 40832-Bxx | OR-63700023 OR-KSBNC | NKSPMxx | None | None | None |
| None | 40735-Rxx | OR-63700047 | CJRxxx NK RPMxxx | None | None | 147923x-x |
| MJSCPRCA-xx | 40830-Bxx | None | NKRTMxxx CMRPxxx | CT-RA-xx | 1375362-x | 1375361,2,3-x 1933192,3,4-x |
| None | None | None | NKRSMxxx | MX-F-RC-xx | 1375365-x | 1375364,5,6-x |
| None | 40782-Rxx | None | None | None | None | None |
| None | 40837-Bxx | None | NK35MSCxx CM35MSCB | None | None | 1933582-x |
| None | None | None | NK35MSSxx CM35MSSxx | None | None | 1479086-x |
| None | None | None | None | None | None | 1933655-x |
| ECF504B-UAB | None | None | None | None | None | 1933661-x |
| ECJ504B-UA | None | None | None | None | None | None |
| ECF504-5M | None | None | None | None | None | None |
| None | None | None | None | None | None | None |
| DGBH15FT | None | None | CMD15HDxxx | None | None | None |
| None | None | None | None | None | None | 1479288-x |
| None | None | OR-63700025 | None | None | None | None |

Table Power and Communication

Wiring and Cabling Accessories

Power Sphere



Tip: Sphere is field installed. You can specify a factory-cut mounting hole in Convene tables to accommodate sphere. Or use a 3" diameter drill to cut mounting hole in desired location in a table or any worksurface.

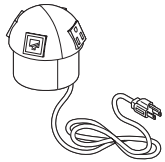
| Standard Includes | Required to Specify |
|--|---------------------|
| <ul style="list-style-type: none"> ▶ Need help? Product details, page 500 • Sphere with four simplex electrical outlets: black plastic only • Two 6' power cords (each rated at 15 amps), if selected: black plastic only | Style number |

| Specification Information | | | | |
|---------------------------|--------|----|---------|--------|
| • Dimensions | | | • Style | • U.S. |
| D | W | H | Number | Price |
| 3 3/8" | 3 3/8" | 3" | PTDMGB1 | \$365 |

Four Electrical Outlets with Two 6' Power Cords

| | | | | |
|--------|--------|----|---------|-------|
| 3 3/8" | 3 3/8" | 3" | PTDMGB1 | \$365 |
|--------|--------|----|---------|-------|

Power and Communication Sphere



Tip: Sphere is field installed. You can specify a factory-cut mounting hole in Convene tables to accommodate sphere. Or use a 3" diameter drill to cut mounting hole in desired location in a table or any worksurface.

| Standard Includes | Required to Specify |
|--|---------------------|
| <ul style="list-style-type: none"> ▶ Need help? Product details, page 500 • Sphere with two simplex electrical outlets: black plastic only • Face plates to accommodate two customer-supplied voice/data jacks: black plastic only • 6' power cord with plug rated at 15 amps, if selected: black plastic only | Style number |

| Specification Information | | | | |
|---------------------------|--------|----|---------|--------|
| • Dimensions | | | • Style | • U.S. |
| D | W | H | Number | Price |
| 3 3/8" | 3 3/8" | 3" | PTDMGB3 | \$365 |

Sphere with One 6' Power Cord

| | | | | |
|--------|--------|----|---------|-------|
| 3 3/8" | 3 3/8" | 3" | PTDMGB3 | \$365 |
|--------|--------|----|---------|-------|

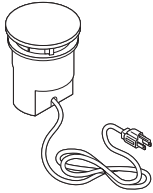
Tip: Face plates in sphere accommodates standard voice/data jacks. Order jacks by calling any of the manufacturers listed below:

- AMP Corporation 1.800.522.6752
- Leviton 1.800.722.2082
- Lucent 1.800.344.0223
- Krone 1.800.775.5766
- Panduit 1.800.777.3300



For Canadian Pricing
Multiply U.S. Price by the Canadian price factor.
▶ See page 1 for details.

Power and Communication Port



Tip: Port is field installed. You can specify a factory-cut mounting hole in Convene tables to accommodate port. Or use a 3½" diameter drill to cut mounting hole in desired location in a table or any worksurface.

Tip: Jacks can be purchased by calling any of the manufacturers listed below:

- AMP Corporation 1.800.522.6752
- Leviton 1.800.722.2082
- Lucent 1.800.344.0223
- Krone 1.800.775.5766
- Panduit 1.800.777.3300

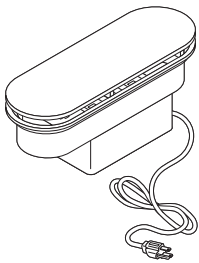
| Standard Includes | Required to Specify |
|--|--|
| <ul style="list-style-type: none"> ▶ Need help? Product details, page 500 • Port with two electrical outlets: black plastic only • 6' power cord with plug rated at 15 amps: black plastic only • Adapters for two customer-supplied data couplers/jacks • Decorative metal cap, if selected: 9201 Polished Chrome or 9211 Nickel | <ul style="list-style-type: none"> 1 Style number 2 Finish color number for decorative metal cap, if selected: 9201 Polished Chrome or 9211 Nickel |

| Specification Information | | | | |
|---------------------------|---|---|--------|-------|
| Dimensions | | | Style | U.S. |
| D | W | H | Number | Price |

| Round Power and Communication Port | | | | |
|------------------------------------|-----|--------|----------------|-------|
| 4¼" | 4¼" | 45/16" | PTRSGB1 | \$541 |

| Decorative Metal Cap | | | | |
|----------------------|-----|----|------------------|-------|
| 4½" | 4¼" | ¼" | PTRSGBCAP | \$101 |

Oval Power and Communication Ports



Tip: Port is field installed. You must specify a factory-cut mounting hole in Convene tables to accommodate oval port. Hole needed for oval port cannot be field cut.

Tip: Jacks can be purchased by calling any of the manufacturers listed below:

- AMP Corporation 1.800.522.6752
- Leviton 1.800.722.2082
- Lucent 1.800.344.0223
- Krone 1.800.775.5766
- Panduit 1.800.777.3300

| Standard Includes | Required to Specify |
|---|--|
| <ul style="list-style-type: none"> ▶ Need help? Product details, page 500 • Oval unit with four electrical outlets and circuit breaker: black plastic • Oval cap: black plastic • 6' power cord with plug rated at 15 amps • Decorative metal cap, if selected: 9201 Polished Chrome or 9211 Nickel • Six Cat 5e RJ 45 jacks and six Cat 3 RJ11 jacks | <ul style="list-style-type: none"> 1 Style number 2 Finish color number for decorative metal cap, if selected: 9201 Polished Chrome or 9211 Nickel |

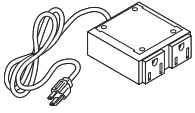
| Specification Information | | | | |
|---------------------------|---|---|--------|-------|
| Dimensions | | | Style | U.S. |
| D | W | H | Number | Price |

| Oval Power and Communication Port | | | | |
|-----------------------------------|-----|--------|----------------|-------|
| 12¾" | 3⅞" | 49/16" | PTRLGB1 | \$798 |

| Decorative Metal Cap | | | | |
|----------------------|-----|----|------------------|-------|
| 12¾" | 3⅞" | ¼" | PTRLGBCAP | \$196 |

Table Power and Communication

Power/Power Box



| Standard Includes | | Required to Specify |
|--|---|---------------------|
| <ul style="list-style-type: none"> Need help? Product details, page 502 | <ul style="list-style-type: none"> Power/power box | Style number |

| Specification Information | | | | |
|---------------------------|----|----|--------------|------------|
| Dimensions | | | Style Number | U.S. Price |
| D | W | H | | |
| 3" | 3" | 1" | AWVBP | \$340 |

2½" Round Grommet



Tip: Grommet AWAG2 is for use on worksurfaces only.

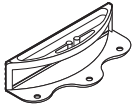
| Standard Includes | | Required to Specify |
|--|--|---|
| <ul style="list-style-type: none"> Need help? Product details, page 502 | <ul style="list-style-type: none"> Grommet: paint or metal Installation instructions | 1 Style number 2 Color number for grommet: 0835 Black 4799 Platinum Metallic 7241 Arctic White 7360 Merle 9201 Polished Chrome 9211 Nickel |

| Specification Information | | | |
|---------------------------|-----|--------------|------------|
| Dimensions | | Style Number | U.S. Price |
| D | W | | |
| 2½" | 2½" | AWAG2 | \$100 |



For Canadian Pricing
 Multiply U.S. Price by the Canadian price factor.
 ▶ See page 1 for details.

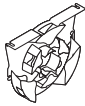
Universal Worksurface Wire Managers



| Standard Includes | | Required to Specify |
|--|--|---|
| <ul style="list-style-type: none"> ▶ Need help? Product details, page 502 | <ul style="list-style-type: none"> • Set of six field installed worksurface wire managers: plastic • Attachment hardware | <ul style="list-style-type: none"> 1 Style number 2 Plastic color number for worksurface wire manager: <ul style="list-style-type: none"> 6000 Black 6009 Arctic White 6052 Milk 6053 Seagull 6249 Platinum Solid 6654 Sand 6695 Midnight 6697 Fog |

| Specification Information | |
|---------------------------|------------|
| Style Number | U.S. Price |
| TS7WWM | \$220 |

Cable and Fiber Reels



| Standard Includes | | Required to Specify |
|--|---|--|
| <ul style="list-style-type: none"> ▶ Need help? Product details, page 503 | <ul style="list-style-type: none"> • Package of four reels: black plastic only | <ul style="list-style-type: none"> Style number |

| Specification Information | |
|---------------------------|------------|
| Style Number | U.S. Price |
| 98766 | \$244 |

Termination Plate



| Standard Includes | | Required to Specify |
|--|---|--|
| <ul style="list-style-type: none"> ▶ Need help? Product details, page 504 | <ul style="list-style-type: none"> • Termination plate: black paint only | <ul style="list-style-type: none"> Style number |

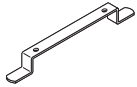
| Specification Information | | | | |
|---------------------------|--------|--------|--------------|------------|
| Dimensions | | | Style Number | U.S. Price |
| D | W | H | | |
| 3/4" | 7 1/8" | 7 1/8" | 98765 | \$35 |

 **For Canadian Pricing**
Multiply U.S. Price by the Canadian price factor.
▶ See page 1 for details.

Table Power and Communication

Wiring and Cabling Accessories, continued

Cord Reels ✘ 4/24



| Standard Includes | | Required to Specify |
|--|--|---------------------|
| <ul style="list-style-type: none"> ▶ Need help? Product details, page 506 | <ul style="list-style-type: none"> • Carton of six cord reels: black paint only | Style number |
| Specification Information | | |
| • Style Number | • U.S. Price | |
| 98767 ✘ 4/24 | \$107 | |
| : | : | |

Wire Guide Clips ✘ 4/24



| Standard Includes | | Required to Specify |
|--|---|---------------------|
| <ul style="list-style-type: none"> ▶ Need help? Product details, page 505 | <ul style="list-style-type: none"> • Carton of 20 adhesive-backed wire guide clips: black plastic only | Style number |
| Specification Information | | |
| • Style Number | • U.S. Price | |
| 32WCP ✘ 4/24 | \$58 | |
| : | : | |

Wire Clips



| Standard Includes | | Required to Specify |
|--|---|---------------------|
| <ul style="list-style-type: none"> ▶ Need help? Product details, page 505 | <ul style="list-style-type: none"> • Carton of six: black plastic only • Foam tape • Mounting screws | Style number |
| Specification Information | | |
| • Style Number | • U.S. Price | |
| 999CHT | \$106 | |
| : | : | |



For Canadian Pricing
 Multiply U.S. Price by the Canadian price factor.
 ▶ See page 1 for details.

✘ 4/24 = Last order entry
 April 14, 2024


Wire Manager



| Standard Includes | | Required to Specify |
|--|--|---------------------|
| <ul style="list-style-type: none"> ▶ Need help? Product details, page 500 | <ul style="list-style-type: none"> • 25" wire manager with double-sided tape: black plastic | Style number |

| Specification Information | | | | |
|---------------------------|------|-----|-------------|-------|
| Dimensions | | | Style | U.S. |
| D | W | H | Number | Price |
| 1" | 3/4" | 25" | AWVW | \$22 |

Mini-Port, Cord X4/24



Tip: The Mini-Port desktop module will ship with instructions and a hole-cutting template for field installation, if needed.

| Standard Includes | | Required to Specify |
|--|---|---------------------|
| <ul style="list-style-type: none"> ▶ Need help? Product details, page 500 | <ul style="list-style-type: none"> • Two power/two data desktop module with one touch open and close hinged door cover: matte black plastic • 6' power cord with 15-amp plug • Requires 6" x 2 1/2" cutout • UL/CUL listed • Voice/data adapter kit to accept couplers and jacks when needed (refer to telecommunications reference chart) | Style number |

| Specification Information | | | | |
|---------------------------|----|--------|--|-------|
| Dimensions | | | Style | U.S. |
| D | W | H | Number | Price |
| 3" | 7" | 1 3/4" | 793281 X4/24 | \$534 |

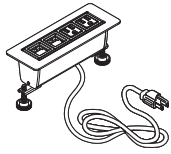
Table Power and Communication

 **For Canadian Pricing**
Multiply U.S. Price by the Canadian price factor.
▶ See page 1 for details.

X4/24 = Last order entry
April 14, 2024

Wiring and Cabling Accessories, continued

Axil Z, Cord **✕4/24**



Tip: The Axil Z desktop module will ship with instructions and a hole cutout template for field installation, if needed.

Tip: USB for charging is configured in the spot of one data port and is always configured on the end(s).

Tip: For each USB port specified, there are two USBs per port.

| Standard Includes | Required to Specify |
|---|---|
| <ul style="list-style-type: none"> ▶ Need help? Product details, page 500 • Desktop module, anodized aluminum with painted steel faceplate mounts flat just above worksurface: <ul style="list-style-type: none"> – 4140 Arctic White Gloss – 4144 Black Gloss • 6' power cord with 15-amp plug • Requires 6¾" x 2" cutout • Utilizes water-proof simplex (outlets) • UL listed • Voice/data adaptor kit to accept couplers and jacks when needed (refer to telecommunications reference chart) | <ol style="list-style-type: none"> 1 Style number 2 Desktop module configuration (see Required Selections below) 3 Paint color number for desktop module |

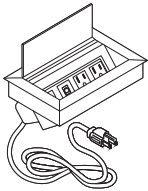
| Power/Data/USB Configuration | Required Selections | U.S. Price | Required to Specify |
|------------------------------|------------------------------|------------|--|
| | • Two power/two data | No cost | Specify with two power/two data and select color number. |
| | • Two power/one data/one USB | +\$148 | Specify with two power/one data/one USB and select color number. |
| | • Two power/two USB | +\$301 | Specify with two power/two USB and select color number. |
| | • Three power/one data | +\$ 5 | Specify with three power/one data and select color number. |
| | • Three power/one USB | +\$158 | Specify with three power/one USB and select color number. |
| | • Four power | +\$102 | Specify with four power and select color number. |

| Specification Information | | | | |
|---------------------------|----|-----|----------------------------|-----------------|
| Dimensions | | | Style Number | U.S. Base Price |
| D | W | H | | |
| 3" | 8" | 2¾" | AKDPA4 ✕4/24 | \$301 |
| . | . | . | . | . |

For Canadian Pricing
 Multiply U.S. Price by the Canadian price factor.
 ▶ See page 1 for details.

✕4/24 = Last order entry
 April 14, 2024

Ellora, Cord ✕4/24



Tip: The Ellora desktop module will ship with instructions and a hole cutout template for field installation, if needed.

Tip: USB for charging is configured in the spot of one data port and is always configured on the end(s).

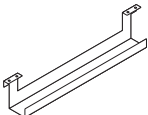
Tip: For each USB port specified, there are two USBs per port.

| Standard Includes | Required to Specify |
|--|--|
| <ul style="list-style-type: none"> Need help? Product details, page 500 Desktop module with lid, mounts flat just above worksurface: anodized aluminum, silver with black faceplate 6' power cord with 15-amp plug Requires 8" x 5" cutout Utilizes water-proof simplex (outlets) UL listed Voice/data adaptor kit to accept couplers and jacks when needed (refer to telecommunications reference chart) | <ul style="list-style-type: none"> 1 Style number 2 Desktop module configuration (see Required Selections below) |

| Required Selections | U.S. Price | Required to Specify |
|-------------------------------------|------------|--|
| Power/Data/USB Configuration | | |
| • Two power/two data | No cost | Specify with two power/two data. |
| • Two power/one data/one USB | +\$148 | Specify with two power/one data/one USB. |
| • Two power/two USB | +\$301 | Specify with two power/two USB. |
| • Three power/one data | +\$ 5 | Specify with three power/one data. |
| • Three power/one USB | +\$158 | Specify with three power/one USB. |
| • Four power | +\$102 | Specify with four power. |

| Specification Information | | | | |
|---------------------------|-----|-----|--|-----------------|
| Dimensions | | | Style Number | U.S. Base Price |
| D | W | H | | |
| 5¼" | 8¼" | 3½" | AKDPE4 ✕4/24 | \$474 |

Cable Tray



Tip: Cable tray can be mounted behind a technology modesty panel.

| Standard Includes | Required to Specify |
|---|--|
| <ul style="list-style-type: none"> Need help? Product details, page 500 Cable tray: black paint only Attachment hardware | <ul style="list-style-type: none"> Style number |

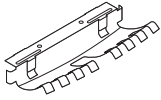
| Specification Information | | | | |
|---------------------------|-----|-----|--------------|------------|
| Dimensions | | | Style Number | U.S. Price |
| D | W | H | | |
| 3" | 32" | 5¼" | AWAA | \$106 |

For Canadian Pricing
Multiply U.S. Price by the Canadian price factor.
▶ See page 1 for details.

✕4/24 = Last order entry
April 14, 2024

Wiring and Cabling Accessories, continued

Internode Cord and Cable Managers



Tip: Use the cord and cable manager to manage a large volume of wires or to hold conduit, from power units and power channels, underneath Convene table tops.

| Standard Includes | Required to Specify |
|--|---------------------|
| <ul style="list-style-type: none"> • Cord and cable manager: 6653 Solar Black only • Package of four | Style number |

| Specification Information | | | | |
|---------------------------|-----|-----|---------------|--------|
| • Dimensions | | | • Style | • U.S. |
| D | W | H | Number | Price |
| 3½" | 10" | 1¾" | GFUCCM | \$199 |

Internode Harness Clips



Tip: Use the harness clip to route conduit, from power units and power channels, underneath Convene table tops.

| Standard Includes | Required to Specify |
|---|---------------------|
| <ul style="list-style-type: none"> • Package of 25 harness clips with screws: black only | Style number |

| Specification Information | | |
|---------------------------|---------------|--------|
| • Diameter | • Style | • U.S. |
| | Number | Price |
| 1¼" | GFUCMC | \$64 |



For Canadian Pricing
 Multiply U.S. Price by the Canadian price factor.
 ▶ See page 1 for details.

Surface Materials

media:scape

This listing includes all the surface material choices that are available for the products in this specification guide.

Resources

For more information about surface materials, refer to the following resources:

Additional surface materials specification tools are available to assist you in the specification process—the Surface Materials Binders.

The global surface materials palette is a core collection of finishes that is available across multiple geographies (Americas/EMEA – Europe, Middle East, and Africa/APAC – Asia Pacific) and on global product lines, where applicable. For a list of finishes included in the offering, see the *Surface Materials Reference Manual*. Additional details, like product approvals by geography and finish number conversions, can also be found in the *Surface Materials Reference Manual* or see steelcase.com/surface-materials under the Select Surfaces section.

Surface Materials Binders include:

- *Surface Materials Reference Manual*
- A complete set of swatch cards for hard surfaces, vertical surface fabrics, and seating upholstery

Paint

Steelcase Surfaces

Tip: All products may not be available in all colors listed below.

▶ See page 529 for an overview of the paint colors available on each component.

Applies to:

- media:scape aluminum infills
- ScapeSeries tables

Price Group 1

Smooth Paint

- 4238 Mocha
- 4239 Clay
- 4240 Chalk
- 4242 Milk

Textured Paint

- 7207 Black
- 7225 Sand
- 7237 Slate **E**
- 7238 Fieldstone
- 7239 Midnight
- 7241 Arctic White
- 7243 Seagull
- 7360 Merle

Price Group 2

Smooth Metallic Paint

- 4743 Mineral Metallic
- 4750 Champagne Metallic
- 4798 Sterling Metallic
- 4799 Platinum Metallic
- 4803 Near Black Metallic

Applies to:

- media:scape table legs, base, column and totem frame
- ScapeSeries tables
- 4799 Platinum Metallic
- 4803 Near Black Metallic

Smooth Paint

- 4700 Warm White

Textured Metallic Paint

- 7245 Carbon Metallic
- 7246 Midnight Metallic

Price Group 3

Coatings

- 1ATT Cast Shadow

Custom Surfaces

Price Group 3

PerfectMatch

PerfectMatch is a service that allows you to create your own paint color. Refer to the *Surface Materials Reference Manual* for more information about this program.

Metal/Accessory Paints

Steelcase Surfaces

Applies to:

- media:scape table legs, base, column, and totem frame
- 4140 Arctic White Gloss

Applies to:

- media:scape table foot ring
- ScapeSeries table foot ring
- 803S Stainless Steel

Laminate

Applies to:

- media:scape tables
- ScapeSeries tables

Steelcase Surfaces

High-Pressure Laminate

Price Group 1

Fiber Laminate

- 2850 Vanadium Fiber
- 2854 Vellum Fiber **E**
- 2860 Granite Fiber **E**
- 2862 Stucco Fiber **E**

Micro Laminate

- 2920 Marl Micro
- 2921 Gypsum Micro
- 2922 Clay Micro

Patina Laminate

- 2870 Blonde Bronze Patina
- 2873 Instant Iron Patina

Solid Laminate

- 2722 Cream **E**
- 2730 Arctic White
- 2746 Black
- 2759 Warm White
- 2811 Mist **E**
- 2883 Seagull
- 2884 Milk
- 2885 Dune
- 2HAA Persian Salt
- 2HAB Rose
- 2HAC Indigo
- 2HAD Green Citrine
- 2HAE Dark Olivine
- 2HAF Cloudy
- 2HMG Merle
- 2HWU Clay
- 2HWW Chalk

Speckle Laminate

- 2820 Coffee Speckle **E**
- 2823 Driftwood Speckle
- 2824 Smoke Speckle
- 2825 Vanadium Speckle

Tip: Some wood veneer finishes and woodgrain laminates share the same name. Because of the difference in materials, veneers and laminates of the same name are not an exact match but do coordinate with each other.

Woodgrain Laminate

- 2406 Clear Cherry **E**
- 2409 Clear Maple
- 2410 Graphite Walnut
- 2412 Natural Cherry
- 2422 Medium Cherry
- 2511 Winter on Maple
- 2535 Virginia Walnut
- 2536 Blackwood **E**
- 2538 Clear Walnut
- 2592 Blonde on Maple **E**
- 2714 Natural Walnut **E**
- 2HAK Clear Oak
- 2HAN Ash Noce
- 2HAT Acacia
- 2HAW Ash Wenge
- 2HBN Bisque Noce
- 2HBW Bisque Wenge
- 2HCN Clay Noce
- 2HCW Clay Wenge
- 2HSN Storm Noce
- 2HSW Storm Wenge
- 2HWA Grey Kingswood
- 2HWB Planked Walnut
- 2HWD Resolute Walnut
- 2HWE Natural Recon
- 2HWF Smoked Walnut

Price Group 2

Textured Laminate

- 2TH2 Fawn Cypress
- 2TH4 Saddle Oak
- 2TH5 Veranda Teak
- 2TH7 Walnut Heights
- 2UH1 Reclaimed Aggregate
- 2UH2 Reclaimed Gravel
- 2UH4 Cement*
- 2UH6 Sheetrock

*2UH4 Cement has limited availability, determined by product sizing and/or options.

Custom Surfaces

Open Line Laminate (OLL)

This service allows you to order non-standard laminate at an additional processing fee of \$102 U.S. per unit, plus the cost of the laminate.

High-Pressure Laminate pricing does not include premium or digitally printed patterns from any suppliers. Laminate cost may also vary for basic or standard laminates from other suppliers. Please contact the OLL consultant at 616.475.2426 for pricing. The cost of the laminate will be added to your invoice as a separate line on the acknowledgement.

When processing orders for Open Line laminate

on media:scape, specify 2900 in the laminate finish field and enter the OLL manufacturer information. Enter the required edge finish as you would a standard laminate.

Laminate Approval and Material Requirements

To confirm whether a particular laminate has already been tested for use on a specific Steelcase product or to determine material square foot requirements:

- Visit www.steelcase.com

For additional information, refer to the *Surface Materials Reference Manual*.

E = Established

Wood

Applies to:

- media:scape tables
- ScapeSeries tables

Steelcase carefully selects veneer and solid wood for consistent color and grain structure. Wood is a natural material and variations will occur in color, grain and texture. These variations are part of the inherent natural beauty of wood and are not considered defects.

All wood products will darken with age and exposure to ultraviolet light. This is especially apparent with cherry and maple veneer. We recommend that desk accessories be rearranged periodically to ensure even aging of wood surfaces.

When storing your wood furniture, please follow the following guidelines:

- Do not store products in trailers
- Store products in areas that simulate office temperatures (60°F to 90°F)
- Store products in areas that maintain constant, office-like humidity levels
- Keep product away from light. Cover products to make sure they are not exposed to light.

Steelcase Surfaces

Veneers are matched for proper balance and consistency. Veneers are available flat cut or quarter cut, except for Oak, which is rift cut. Refer to the *Surface Materials Reference Manual* for descriptions of each cut.

Open-pore finish is a medium gloss finish that leaves the wood grain texture visible to the eye and distinguishable to the touch.

Veneer

Wood Group 1

Flat-Cut Open-Pore

- 3062 FC/OP Graphite Walnut
- 3402 FC/OP Clear Cherry (Aged)
- 3412 FC/OP Natural Cherry **E**
- 3422 FC/OP Medium Cherry
- 3522 FC/OP Clear Maple
- 3592 FC/OP Blonde on Maple **E**
- 3702 FC/OP Clear Walnut
- 3712 FC/OP Natural Walnut
- 3752 FC/OP Medium Walnut **E**
- 3762 FC/OP Dark Walnut
- 3772 FC/OP Medium Mahogany on Walnut

Flat-Cut Open-Pore, Natural Veneer

- 3342 FC/OP Black Walnut
- 35A2 FC/OP Blanch Maple
- 37A2 FC/OP Thunder Walnut

Quarter-Cut Open-Pore

- 3042 QC/OP Ash **E**
- 3222 QC/OP Clear Maple
- 3292 QC/OP Blonde on Maple **E**
- 3302 QC/OP Clear Walnut
- 3312 QC/OP Natural Walnut
- 3352 QC/OP Medium Walnut **E**
- 3362 QC/OP Dark Walnut
- 3372 QC/OP Medium Mahogany on Walnut
- 3382 QC/OP Graphite Walnut

Quarter-Cut Open-Pore, Natural Veneer

- 32A2 QC/OP Blanch Maple
- 33A2 QC/OP Thunder Walnut
- 3392 QC/OP Black Walnut

Rift-Cut Open-Pore

- 3602 RC/OP Desert Oak

Rift-Cut Open-Pore, Natural Veneer

- 36A2 RC/OP Volcanic Oak

Wood Group 3

Flat-Cut Open-Pore, Natural Veneer

- 3082 FC/OP Washed Walnut

Wood Group 1

Open-Pore Planked Veneer

- 3P41 OP Planked Cherry
- 3P51 OP Planked Maple
- 3P61 OP Planked Oak
- 3P71 OP Planked Walnut
- 3VFX OP Unmarked Oak

Tip: Known for its uniqueness, planked veneer has intentional and natural variations that include, but are not limited to: character marks, grain pattern, color, and natural color aging.

Full-Fill

Full-fill finish is a medium-gloss finish that completely fills the grain texture, yet allows the grain pattern to be seen. The wood has a lustrous, satiny look, and it is smooth to the touch. This finish is available on the wood worksurface or field-installed top only.

Wood Group 2

Flat-Cut Full-Fill

- 3064 FC/FF Graphite Walnut
- 3404 FC/FF Clear Cherry (Aged)
- 3414 FC/FF Natural Cherry **E**
- 3424 FC/FF Medium Cherry
- 3524 FC/FF Clear Maple
- 3544 FC/FF Blonde on Maple **E**
- 3704 FC/FF Clear Walnut
- 3714 FC/FF Natural Walnut
- 3754 FC/FF Medium Walnut **E**
- 3764 FC/FF Dark Walnut
- 3774 FC/FF Medium Mahogany on Walnut

Flat-Cut Full-Fill, Natural Veneer

- 3734 FC/FF Black Walnut

Quarter-Cut Full-Fill

- 3224 QC/FF Clear Maple
- 3294 QC/FF Blonde on Maple **E**
- 3304 QC/FF Clear Walnut
- 3314 QC/FF Natural Walnut
- 3354 QC/FF Medium Walnut **E**
- 3364 QC/FF Dark Walnut
- 3374 QC/FF Medium Mahogany on Walnut
- 3384 QC/FF Graphite Walnut

Quarter-Cut Full-Fill, Natural Veneer

- 3394 QC/FF Black Walnut

Rift-Cut Full-Fill

- 3604 RC/FF Desert Oak

Wood Group 3

Flat-Cut Full-Fill, Natural Veneer

- 3084 FC/FF Washed Walnut

Premium Veneers

A selection of Premium veneers in this collection are available on most Steelcase brand products. The collection will be available as close to standard leadtimes as possible. However, because adequate supplies of veneer and solids must be secured, all orders will be scheduled individually. Leadtimes will vary based on Premium veneer and Premium solids availability at the time the order is placed. The collection is Wood Group 3 as part of our Select Surfaces program, and supported like standard veneers to make ordering easy. Please see the Steelcase surface materials section on village.steelcase.com for sample information and product line availability. All premium veneers are in clear-coat.

Wood Group 3

Quarter-Cut Open-Pore

- 3832 QC/OP Figured Anegre

E = Established

Surface Materials, media:scape, continued

Composite Veneer

Composite veneers are an engineered wood intended to create specific grain patterns and characteristics. They are pre-stained and finished with Steelcase's Clarity water-borne UV topcoat, which protects the environment while providing durability and clarity. Only open-pore finishes are available on composite wood. Composite veneer and matching edge bands are available on most Steelcase brand products. Composites, for use as a solid nosing substitute, are not available. Steelcase does not recommend mixing composite veneers with natural solid nosings because composite and natural wood grain and color matching are rarely compatible. Composite veneers are available as Wood Group 1 pricing as part of our Select Surfaces program.

Composite veneers are not available on Answer trims.

Wood Group 1

Flat-Cut Open-Pore

- 3JDX FC/OP Oak Composite
- 3JXX FC/OP Walnut Composite

Quarter-Cut Open-Pore

- 3F8X QC/OP European Walnut Composite
- 3GGX QC/OP Zebano Composite
- 3HGX QC/OP Oak Composite
- 3HVX QC/OP Walnut Composite
- 3ZNX QC/OP Night Cerused Oak Composite

Custom Surfaces

Customiz stain is a service that allows you to create your own stain colors and finishes on standard veneer. Customiz stain color is available on all product lines that offer wood veneer.

A \$500 stain-matching fee applies on CUSTOMIZ requests (Exception: The \$500 fee does not apply on matches to Coalesse standard finishes or for a low-gloss finish request on a standard color). The \$500 fee covers the cost of formulating the Customiz color finish and applies regardless of whether or not an order for product is placed.

In addition, an approval form must be signed to indicate customer acceptance of Customiz match. A \$1,500 initiation fee will be charged prior to first order entry. This initiation fee activates the finish for unlimited use on any Steelcase product for an 18 month time period. After the 18 month time period has lapsed, the Customiz finish may be reactivated for another 18 months for a \$1,000 fee at any point within five years after the \$1,500 initiation fee was paid. If the finish is not reactivated within five years after the \$1,500 initiation fee was paid, the finish will be culled and the customer will need to pay the \$1,500 initiation fee again. All style number related Customiz charges products are no cost as of April 2014. The matching and initiation fees are not discountable.

Customiz stain takes 10 days to formulate. Consult the *Surface Materials Reference Manual* for more information. Custom veneers are also available and must be quoted by Steelcase specials group. Customiz stain on custom veneers takes 2 to 4 weeks to formulate.

Requirements and information on ordering a Customiz stain color are found in the *Surface Materials Reference Manual*.

E = Established

Plastic

Steelcase Surfaces

Applies to:

- media:scape tables
- ScapeSeries tables

| | | | |
|------|--------------------------|------|-----------------|
| 6000 | Black | 6635 | Dawn E |
| 6001 | Coffee | 6636 | Mist |
| 6009 | Arctic White | 6654 | Sand |
| 6034 | Natural Cherry | 6655 | Warm White |
| 6036 | Medium Cherry | 6694 | Slate |
| 6037 | Winter on Maple | 6695 | Midnight |
| 6038 | Blonde on Maple E | 6697 | Fog |
| 6041 | Natural Walnut E | 6698 | Fieldstone |
| 6052 | Milk | 66WA | Grey Kingswood |
| 6053 | Seagull | 66WB | Planked Walnut |
| 6169 | Stone | 66WD | Resolute Walnut |
| 6170 | Mocha | 66WE | Natural Recon |
| 61AA | Persian Salt | 66WF | Smoked Walnut |
| 61AB | Rose | 66WU | Clay |
| 61AC | Indigo | 66WW | Chalk |
| 61AD | Green Citrine | 6703 | Ash Wenge |
| 61AE | Dark Olivine | 6704 | Storm Wenge |
| 61AF | Cloudy | 6705 | Bisque Wenge |
| 6213 | Acacia | 6706 | Clay Wenge |
| 6219 | Clear Oak | 6707 | Ash Noce |
| 6231 | Graphite Walnut | 6708 | Bisque Noce |
| 6237 | Clear Maple | 6709 | Clay Noce |
| 6242 | Virginia Walnut | 6710 | Storm Noce |
| 6243 | Blackwood E | 6T02 | Fawn Cypress |
| 6245 | Clear Walnut | 6T04 | Saddle Oak |
| 6249 | Platinum Solid | 6T05 | Veranda Teak |
| 6271 | Plywood | 6T07 | Walnut Heights |
| 6527 | Merle | 6T08 | Aggregate |
| 6612 | Grey V2 E | 6T09 | Gravel |
| 6615 | Grey V5 | 6T10 | Cement |
| 6619 | Ice E | 6T12 | Sheetrock |
| 6631 | Cream E | | |

Tip: Light color plastic edges are susceptible to degradation due to normal wear and tear. Staining (e.g., ball point pen or clothing dyes such as blue jeans) and dirt effects are more pronounced in light colors and are not considered defects.

Paint Color Availability Matrix

Legend

- = Not available
- = Available
- Ⓢ = Established

| | media:scape Tables Column, table base, table feet, totem frame, totem-mounted and camera ledge | Totem infills | Shrouds and shroud mounted camera ledges | ScapeSeries Tables Column, table base, table feet, and shroud | media:scape mini and mobile Shroud, bridge, and media well | media:scape kiosk Base, feet, column, totem, frame, and media well |
|---------------------------------------|---|---------------|---|---|---|--|
| Paint Price Group 1 (Smooth) | | | | | | |
| 4238 Mocha | • | ■ | • | • | • | • |
| 4239 Clay | • | ■ | • | • | • | • |
| 4240 Chalk | • | ■ | • | • | • | • |
| 4242 Milk | • | ■ | • | • | • | • |
| Paint Price Group 1 (Textured) | | | | | | |
| 7207 Black | • | ■ | • | • | • | • |
| 7225 Sand | • | ■ | • | • | • | • |
| 7237 Slate Ⓢ | • | ■ | • | • | • | • |
| 7238 Fieldstone | • | ■ | • | • | • | • |
| 7239 Midnight | • | ■ | • | • | • | • |
| 7241 Arctic White | • | ■ | • | • | • | • |
| 7243 Seagull | • | ■ | • | • | • | • |
| 7360 Merle | • | ■ | • | • | • | • |
| Paint Price Group 2 (Metallic) | | | | | | |
| 4743 Mineral Metallic | • | ■ | • | • | • | • |
| 4750 Champagne Metallic | • | ■ | • | • | • | • |
| 4798 Sterling Metallic | • | ■ | • | • | • | • |
| 4799 Platinum Metallic | ■ | ■ | ■ | ■ | ■ | ■ |
| 4803 Near Black Metallic | ■ | ■ | ■ | ■ | ■ | ■ |
| 7245 Carbon Metallic | • | ■ | • | • | • | • |
| 7246 Midnight Metallic | • | ■ | • | • | • | • |
| Paint Price Group 2 (Smooth) | | | | | | |
| 0835 Black | • | ■ | • | • | • | • |
| Accessory Paints | | | | | | |
| 4140 Arctic White Gloss | ■ | • | ■ | ■ | ■ | ■ |
| 4144 Black Gloss | • | • | • | • | • | • |

Laminate Matrix

High-Pressure Laminate

Legend

- = Not available
- = Available
- = Available with exceptions
- Ⓔ = Established

| | media:scape Tables | ScapeSeries Tables |
|--|--------------------|--------------------|
|--|--------------------|--------------------|

| High-Pressure Laminates (HPL) | | |
|----------------------------------|---|---|
| Fiber Laminates | | |
| 2850 Vanadium Fiber | ■ | ■ |
| 2854 Vellum Fiber Ⓔ | ■ | ■ |
| 2860 Granite Fiber | ■ | ■ |
| 2862 Stucco Fiber Ⓔ | ■ | ■ |
| Micro Laminates | | |
| 2920 Marl Micro | ■ | ■ |
| 2921 Gypsum Micro | ■ | ■ |
| 2922 Clay Micro | ■ | ■ |
| Patina Laminates | | |
| 2870 Blonde Bronze Patina | ■ | ■ |
| 2873 Instant Iron Patina | ■ | ■ |
| Solid Laminates | | |
| 2722 Cream Ⓔ | ■ | ■ |
| 2730 Arctic White | ■ | ■ |
| 2746 Black | ■ | ■ |
| 2759 Warm White | ■ | ■ |
| 2811 Mist Ⓔ | ■ | ■ |
| 2883 Seagull | ■ | ■ |
| 2884 Milk | ■ | ■ |
| 2885 Dune | ■ | ■ |
| 2HAA Persian Salt | ■ | ■ |
| 2HAB Rose | ■ | ■ |
| 2HAC Indigo | ■ | ■ |
| 2HAD Green Citrine | ■ | ■ |
| 2HAE Dark Olivine | ■ | ■ |
| 2HAF Cloudy | ■ | ■ |
| 2HMG Merle | ■ | ■ |
| 2HWU Clay | ■ | ■ |
| 2HWV Chalk | ■ | ■ |
| Solid Laminates | | |
| 2820 Coffee Speckle Ⓔ | ■ | ■ |
| 2823 Driftwood Speckle | ■ | ■ |
| 2824 Smoke Speckle | ■ | ■ |
| 2825 Vanadium Speckle | ■ | ■ |

| | media:scape Tables | ScapeSeries Tables |
|--|--------------------|--------------------|
|--|--------------------|--------------------|

| High-Pressure Laminates (HPL) | | |
|---------------------------------|---|---|
| Textured Laminates | | |
| 2TH2 Fawn Cypress | ■ | ■ |
| 2TH4 Saddle Oak | ■ | ■ |
| 2TH5 Veranda Teak | ■ | ■ |
| 2TH7 Walnut Heights | ■ | ■ |
| 2UH1 Reclaimed Aggregate | ■ | ■ |
| 2UH2 Reclaimed Gravel | ■ | ■ |
| 2UH4 Cement | ■ | ■ |
| 2UH6 Sheetrock | ■ | ■ |
| Woodgrain Laminates | | |
| 2406 Clear Cherry Ⓔ | ■ | ■ |
| 2409 Clear Maple | ■ | ■ |
| 2410 Graphite Walnut | ■ | ■ |
| 2412 Natural Cherry | ■ | ■ |
| 2422 Medium Cherry | ■ | ■ |
| 2511 Winter on Maple | ■ | ■ |
| 2535 Virginia Walnut | ■ | ■ |
| 2536 Blackwood Ⓔ | ■ | ■ |
| 2538 Clear Walnut | ■ | ■ |
| 2592 Blonde on Maple Ⓔ | ■ | ■ |
| 2714 Natural Walnut Ⓔ | ■ | ■ |
| 2HAK Clear Oak | ■ | ■ |
| 2HAN Ash Noce | ■ | ■ |
| 2HAT Acacia | ■ | ■ |
| 2HAW Ash Wenge | ■ | ■ |
| 2HBN Bisque Noce | ■ | ■ |
| 2HBW Bisque Wenge | ■ | ■ |
| 2HCN Clay Noce | ■ | ■ |
| 2HCW Clay Wenge | ■ | ■ |
| 2HSN Storm Noce | ■ | ■ |
| 2HSW Storm Wenge | ■ | ■ |
| 2HWA Grey Kingswood | ■ | ■ |
| 2HWB Planked Walnut | ■ | ■ |
| 2HWD Resolute Walnut | ■ | ■ |
| 2HWE Natural Recon | ■ | ■ |
| 2HWF Smoked Walnut | ■ | ■ |

| | media:scape Tables | ScapeSeries Tables |
|--|--------------------|--------------------|
|--|--------------------|--------------------|

| High-Pressure Laminates (HPL) | | |
|--------------------------------------|---|---|
| Open Line Laminate (Upcharge) | | |
| Open Line Laminate | ■ | ■ |

Recommended Surface Edge Finishes

Recommended Edge Colors for media:scape Tables and ScapeSeries Tables—High-Pressure Laminate

Edges

The recommended edge color will complement the laminate color you specify. Edge color is specified separately.

| Laminate Color | Recommended Edge Color |
|------------------------------|------------------------|
| Fiber Laminate | |
| 2850 Vanadium Fiber | 6654 Sand |
| 2854 Vellum Fiber E | 6655 Warm White |
| 2860 Granite Fiber | 6000 Black |
| 2862 Stucco Fiber E | 6053 Seagull |
| Micro Laminate | |
| 2920 Marl Micro | 6053 Seagull |
| 2921 Gypsum Micro | 6654 Sand |
| 2922 Clay Micro | 6654 Sand |
| Patina Laminate | |
| 2870 Blonde Bronze Patina | 6654 Sand |
| 2873 Instant Iron Patina | 6615 Grey V5 |
| Solid Laminate | |
| 2722 Cream E | 6631 Cream E |
| 2730 Arctic White | 6009 Arctic White |
| 2746 Black | 6000 Black |
| 2759 Warm White | 6655 Warm White |
| 2811 Mist E | 6636 Mist |
| 2883 Seagull | 6053 Seagull |
| 2884 Milk | 6052 Milk |
| 2885 Dune | 6654 Sand |
| 2HAA Persian Salt | 61AA Persian Salt |
| 2HAB Rose | 61AB Rose |
| 2HAC Indigo | 61AC Indigo |
| 2HAD Green Citrine | 61AD Green Citrine |
| 2HAE Dark Olivine | 61AE Dark Olivine |
| 2HAF Cloudy | 61AF Cloudy |
| 2HMG Merle | 6527 Merle |
| 2HWU Clay | 66WU Clay |
| 2HWW Chalk | 66WV Chalk |
| Speckle Laminate | |
| 2820 Coffee Speckle E | 6631 Cream E |
| 2823 Driftwood Speckle | 6631 Cream E |
| 2824 Smoke Speckle | 6636 Mist |
| 2825 Vanadium Speckle | 6619 Ice E |

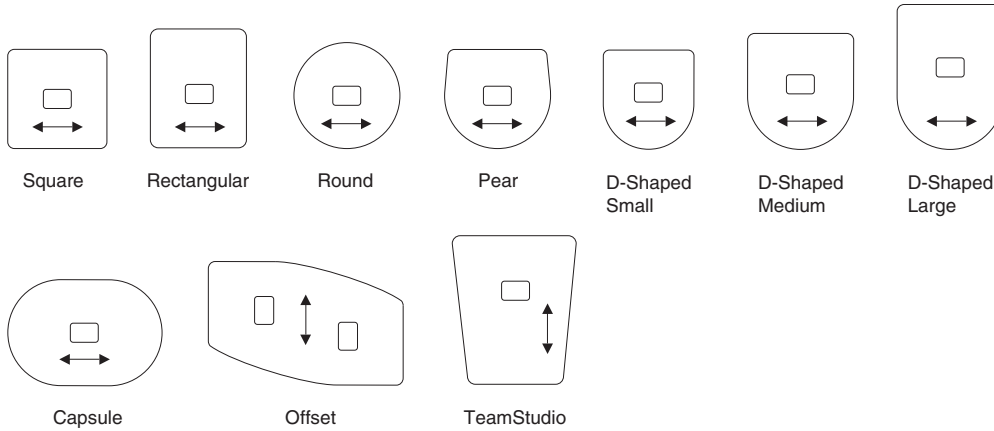
| Laminate Color | Recommended Edge Color |
|-------------------------------|-------------------------------|
| Textured Laminate | |
| 2TH2 Fawn Cypress | 6T02 Fawn Cypress |
| 2TH4 Saddle Oak | 6T04 Saddle Oak |
| 2TH5 Veranda Teak | 6T05 Veranda Teak |
| 2TH7 Walnut Heights | 6T07 Walnut Heights |
| 2UH1 Reclaimed Aggregate | 6T08 Aggregate |
| 2UH2 Reclaimed Gravel | 6T09 Gravel |
| 2UH4 Cement | 6T10 Cement |
| 2UH6 Sheetrock | 6T12 Sheetrock |
| Woodgrain Laminate | |
| 2406 Clear Cherry E | 6234 Clear Cherry |
| 2409 Clear Maple | 6237 Clear Maple |
| 2410 Graphite Walnut | 6231 Graphite Walnut |
| 2412 Natural Cherry | 6034 Natural Cherry |
| 2422 Medium Cherry | 6036 Medium Cherry |
| 2511 Winter on Maple | 6037 Winter on Maple |
| 2535 Virginia Walnut | 6242 Virginia Walnut |
| 2536 Blackwood E | 6243 Blackwood E |
| 2538 Clear Walnut | 6245 Clear Walnut |
| 2592 Blonde on Maple E | 6038 Blonde on Maple E |
| 2714 Natural Walnut E | 6041 Natural Walnut E |
| 2HAK Clear Oak | 6219 Clear Oak |
| 2HAN Ash Noce | 6707 Ash Noce |
| 2HAT Acacia | 6213 Acacia |
| 2HAW Ash Wenge | 6703 Ash Wenge |
| 2HBN Bisque Noce | 6708 Bisque Noce |
| 2HBW Bisque Wenge | 6705 Bisque Wenge |
| 2HCN Clay Noce | 6709 Clay Noce |
| 2HCW Clay Wenge | 6706 Clay Wenge |
| 2HSN Storm Noce | 6710 Storm Noce |
| 2HSW Storm Wenge | 6704 Storm Wenge |
| 2HWA Grey Kingswood | 66WA Grey Kingswood |
| 2HWB Planked Walnut | 66WB Planked Walnut |
| 2HWD Resolute Walnut | 66WD Resolute Walnut |
| 2HWE Natural Recon | 66WE Natural Recon |
| 2HWF Smoked Walnut | 66WF Smoked Walnut |
| 2HWU Clay | 66WU Clay |
| 2HWW Chalk | 66WV Chalk |

E = Established

Grain Directions

Directional Veneer Grain Directions

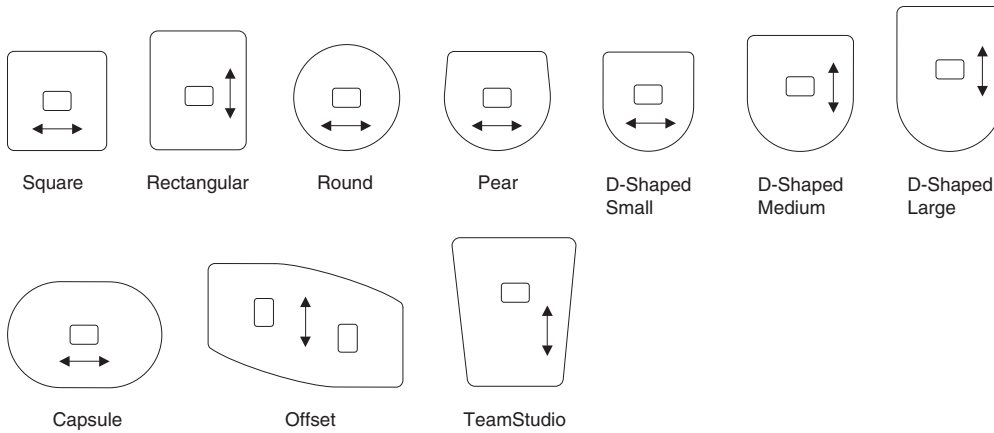
media:scape Table—Wood Veneer



Wood veneer is standard with the grain directions shown.

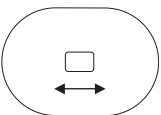
Directional Laminate Grain Directions

media:scape Table—High-Pressure Laminate



Directional laminates are standard with the grain directions shown.

ScapeSeries Tables—High-Pressure Laminate



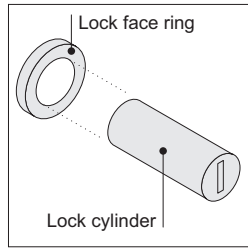
Directional laminates are standard with the grain directions shown.

Resources

| | |
|---------------------------|------------|
| Lock and Keying | 534 |
| Wood Touch-Up Kits | 536 |
| Style Number Index | 538 |

Lock and Keying

All locking products, are standard with factory-installed, keyed-random locks. Consecutive, specific, and random keying are available as field-installed options.



Locks consist of a factory- or field-installed lock cylinder and a factory-installed lock face ring.

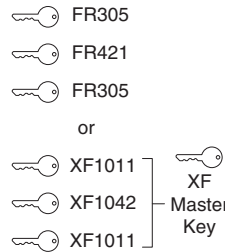
Two types of locks are available—the standard keying system (FR series) and the master keying system (XF series). All the locks in the XF series can be opened with a single master key.

Factory-Installed Keying

Factory-installed locks are always key random (standard) or master key random (optional on some product lines). Key random means that the locks will be assigned arbitrarily at the factory with key numbers ranging from FR305 to FR454 (Master keying numbers: XF1001 to XF1150). All locks within a unit will be keyed alike.

Tip: Random keying can mean that different furniture units will have the same key number. If you must have all locks keyed differently, you should specify field-installed, key specific or key consecutive lock cylinders. ▶ See below.

Key Random



Required to Specify

Master key random +\$36 Specify with master key random.

Field-Installed Keying

Field-installed locks are only available on products that include factory-installed lock mechanisms.

Specify "plug" when specifying furniture, and the product will ship with a plastic plug in place of the lock cylinder.

Front-removable lock cylinders must be specified separately. You must also order a special lock tool to install or remove lock cylinders in the field.

Tip: Lock tools are reusable. You do not need to order additional lock tools with every furniture order.

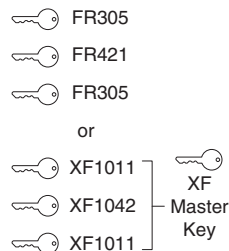
Lock cylinders will be shipped separately so that you can install the locks when you are ready.

Three keying choices are available for field installation—random (standard), specific, and consecutive. All three are also available with master keying, which means that all locks can be opened with a single master key.

Key random means that the locks will be assigned arbitrarily at the factory with key numbers ranging from FR305 to FR454 (Master keying numbers: XF1001 to XF1150).

Tip: Random keying can mean that different furniture units will have the same key number. If you must have all locks keyed differently, you should specify key specific or key consecutive lock cylinders.

Key Random

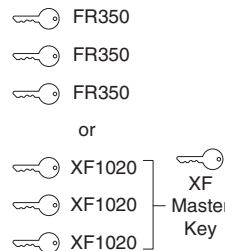


Key specific means that you can specify any key number from FR305 to FR454 (Master keying numbers: XF1001 to XF1150). This option can be used to key all the furniture units in a workstation or department the same.

Tip: Designate the quantity per key number in your specification.

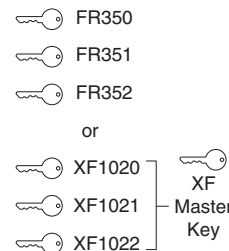
▶ See example at right.

Key Specific



Key consecutive means that you can specify lock numbers in a consecutive order to ensure that no two locks have the same key number until the key sequence repeats. You must select a beginning key number from FR305 to FR454 (Master keying numbers: XF1001 to XF1150).

Key Consecutive



Example of a typical lock cylinder specification is shown below:

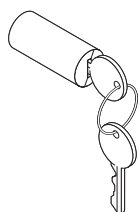
- 10 LOCK9201FR FR320
- 5 LOCK9201FR FR350
- 15 LOCK9201XF XF1100
- 30 Total
- 1 877102003SR standard lock tool
- 1 877102002SR master lock tool



For Canadian Pricing

Multiply U.S. Price by the Canadian price factor.
 ▶ See page 1 for details.

Field-Installed Lock Cylinders



Tip: Lock price is included in price of furniture with locks.

Tip: For replacement lock cylinders, refer to Service Parts.

| Standard Includes | | Required to Specify |
|--|--|--|
| <ul style="list-style-type: none"> Lock cylinder, keyed random: 9201 Polished Chrome or 9250 Ember Chrome Two keys | | 1 Style number 2 Options, if selected (see below) |

| Options | U.S. Price | Required to Specify |
|-------------------------------|------------|--|
| Key specific | No cost | Select key number from FR305–FR454. |
| Key consecutive | No cost | Specify <i>key consecutive</i> and must select beginning key number from FR305–FR454. |
| Master key random | +\$36 each | Specify <i>master key random</i> . |
| Master key specific | +\$36 each | Specify key number from XF1001–XF1150. |
| Master key consecutive | +\$36 each | Specify <i>master key consecutive</i> and must select beginning key number from XF1001–XF1150. |

Specification Information

| Color | Style Number | U.S. Base Price |
|-------|--------------|-----------------|
| | | |

FR Series (Standard Keying System)—Lock Cylinder

| | | |
|-----------------|-------------------|---------|
| Polished Chrome | LOCK9201FR | No cost |
| Ember Chrome | LOCK9250FR | No cost |
| | | |

Standard Lock Tool

| | | |
|--|--------------------|------|
| | 877102003SR | \$36 |
| | | |

XF Series (Master Keying System)—Lock Cylinder

| | | |
|-----------------|-------------------|---|
| Polished Chrome | LOCK9201XF | No additional cost. Price included in price of furniture with master-keyed locks. |
| Ember Chrome | LOCK9250XF | No additional cost. Price included in price of furniture with master-keyed locks. |
| | | |

Master Lock Tool

| | | |
|--|--------------------|------|
| | 877102002SR | \$36 |
| | | |

Tip: You can change lock cylinders in the field by using the appropriate lock tool.

 **For Canadian Pricing**
 Multiply U.S. Price by the Canadian price factor.
 ▶ See page 1 for details.

Wood Touch-Up Kits

How to Order Wood Touch-Up Kits

Order wood finish touch-up kits from J.Kaltz Co. Specific Steelcase finish codes (such as 3422) can be found under Finishes > Dealer Kits. Each kit contains one brush tip marker and one fill stick.

Place orders as follows:

- Phone: 616.942.6070
- Web: <http://www.jkaltzco.com>

Style Number Index

| Style Number | Page | Description |
|--------------------|----------|--------------------|
| 32WCP | 520 | Wire Guide Clip |
| 793281 | 521 | Mini-Port, Cord |
| 877102002SR | 535 | Master Lock Tool |
| 877102003SR | 535 | Standard Lock Tool |
| 98765 | 519 | Termination Plate |
| 98766 | 519 | Cable/Fiber Reel |
| 98767 | 520 | Cord Reels |
| 999CHT | 520 | Wire Clips |
| AKDPA4 | 522 | Axil Z, Cord |
| AKDPE4 | 523 | Ellora, Cord |
| AWAA | 523 | Cable Tray |
| AWAG2 | 383, 518 | Round Grommet |
| AWQT28 | 378 | FS Table Bs |
| AWVBP | 518 | Data/Data Box |
| AWVFP | 382 | Flip Up Power Unit |
| AWVW | 521 | Wire Mgr |
| BADJ | 250 | U Tbl Adj-Hgt Leg |
| BADJ4 | 250 | U Tbl Adj-Hgt Leg |
| BADJ4C | 250 | U Tbl Adj-Hgt Leg |
| BADJC | 250 | U Tbl Adj-Hgt Leg |
| BEL2142 | 247 | U Tbl Oval |
| BEL3042 | 247 | U Tbl Oval |
| BEL3060 | 247 | Univ Tbl Oval |
| BEL3648 | 247 | U Tbl Oval |
| BEL3672 | 247 | U Tbl Oval |
| BEL4278 | 247 | U Tbl Oval |
| BEL4896 | 247 | U Tbl Oval |
| BFK2448 | 240 | U Tbl Capsule |
| BFK3060 | 240 | U Tbl Capsule |
| BFK3672 | 240 | U Tbl Capsule |
| BFK4284 | 240 | U Tbl Capsule |
| BFK4896 | 240 | U Tbl Capsule |
| BFP2736 | 242 | U Tbl Pnsl |
| BFR30 | 244 | U Tbl Round |
| BFR36 | 244 | U Tbl Round |
| BFR42 | 244 | U Tbl Round |
| BFR48 | 244 | U Tbl Round |
| BFR54 | 244 | U Tbl Round |
| BFRQ24 | 245 | U Tbl Square |
| BFRQ30 | 245 | Univ Tbl Square |
| BFRQ36 | 245 | U Tbl Square |
| BFRQ42 | 245 | U Tbl Square |
| BFRQ48 | 245 | U Tbl Square |
| BFRQ54 | 245 | U Tbl Square |
| BFRR3660 | 246 | U Tbl Rectangle |
| BFRR3666 | 246 | U Tbl Rectangle |
| BFRR3672 | 246 | U Tbl Rectangle |
| BFRR4284 | 246 | U Tbl Rectangle |
| BFRR4896 | 246 | U Tbl Rectangle |
| BFS2430 | 239 | U Tbl Str |
| BFS2436 | 239 | U Tbl Str |
| BFS2442 | 239 | Univ Tbl Str |
| BFS2448 | 239 | U Tbl Str |
| BFS2454 | 239 | U Tbl Str |
| BFS2460 | 239 | U Tbl Str |

| Style Number | Page | Description |
|------------------|------|--------------------------------------|
| BFS2466 | 239 | U Tbl Str |
| BFS2472 | 239 | U Tbl Str |
| BFS2478 | 239 | U Tbl Str |
| BFS3036 | 239 | U Tbl Str |
| BFS3042 | 239 | U Tbl Str |
| BFS3048 | 239 | U Tbl Str |
| BFS3054 | 239 | U Tbl Str |
| BFS3060 | 239 | U Tbl Str |
| BFS3066 | 239 | U Tbl Str |
| BFS3072 | 239 | U Tbl Str |
| BFS3078 | 239 | U Tbl Str |
| BFSP48 | 241 | U Tbl Spnr |
| BFSP52 | 241 | U Tbl Spnr |
| BFSP60 | 241 | U Tbl Spnr |
| BFSP64 | 241 | U Tbl Spnr |
| BFTP48 | 243 | U Tbl Taprd Pnsl |
| BFTP60 | 243 | U Tbl Taprd Pnsl |
| BHEX3660 | 248 | Univ Tbl Hex Conf |
| BHEX3666 | 248 | U Tbl Hex Conf |
| BHEX3672 | 248 | U Tbl Hex Conf |
| BHEX4296 | 248 | U Tbl Hex Conf |
| BHEX48120 | 248 | U Tbl Hex Conf |
| BHEX48150 | 248 | U Tbl Hex Conf |
| BHEX48180 | 248 | U Tbl Hex Conf |
| BPL | 251 | U Tbl Post Leg |
| BPL4 | 251 | U Tbl Post Leg |
| BPL4C | 251 | U Tbl Post Leg |
| BPLC | 251 | U Tbl Post Leg |
| BT26 | 249 | Univ Tbl Base |
| BT36 | 249 | Univ Tbl Base |
| BX26 | 249 | U Tbl Base |
| BX36 | 249 | U Tbl Base |
| CFLEXT24 | 374 | Convenc; Metal Flex Base |
| CFLEXT30 | 374 | Convenc; Metal Flex Base |
| CFLEXX24 | 374 | Metal Flex Base |
| CFLEXX30 | 374 | Metal Flex Base |
| CL_B3660 | 371 | Convenc; Boat-Shape Lam Conf Tbl Top |
| CL_B3666 | 371 | Convenc; Boat-Shape Lam Conf Tbl Top |
| CL_B3672 | 371 | Convenc; Boat-Shape Lam Conf Tbl Top |
| CL_B3684 | 371 | Convenc; Boat-Shape Lam Conf Tbl Top |
| CL_B42108 | 371 | Convenc; Boat-Shape Lam Conf Tbl Top |
| CL_B4272 | 371 | Convenc; Boat-Shape Lam Conf Tbl Top |
| CL_B4284 | 371 | Convenc; Boat-Shape Lam Conf Tbl Top |
| CL_B4296 | 371 | Convenc; Boat-Shape Lam Conf Tbl Top |
| CL_B48108 | 371 | Convenc; Boat-Shape Lam Conf Tbl Top |
| CL_B48120 | 371 | Convenc; Boat-Shape Lam Conf Tbl Top |
| CL_B48144 | 371 | Convenc; Boat-Shape Lam Conf Tbl Top |
| CL_B4884 | 371 | Convenc; Boat-Shape Lam Conf Tbl Top |
| CL_B4896 | 371 | Convenc; Boat-Shape Lam Conf Tbl Top |
| CL_B54108 | 371 | Convenc; Boat-Shape Lam Conf Tbl Top |
| CL_B54120 | 371 | Convenc; Boat-Shape Lam Conf Tbl Top |
| CL_B54144 | 371 | Convenc; Boat-Shape Lam Conf Tbl Top |
| CL_B54168 | 371 | Convenc; Boat-Shape Lam Conf Tbl Top |
| CL_B60120 | 371 | Convenc; Boat-Shape Lam Conf Tbl Top |
| CL_B60144 | 371 | Convenc; Boat-Shape Lam Conf Tbl Top |

| Style Number | Page | Description | Style Number | Page | Description |
|------------------|------|--------------------------------------|------------------|------|--------------------------------------|
| CL_B60168 | 371 | Convene; Boat-Shape Lam Conf Tbl Top | CL_K54168 | 373 | Convene; Racetrack Lam Conf Tbl Top |
| CL_B60192 | 371 | Convene; Boat-Shape Lam Conf Tbl Top | CL_K60120 | 373 | Convene; Racetrack Lam Conf Tbl Top |
| CL_B60216 | 371 | Convene; Boat-Shape Lam Conf Tbl Top | CL_K60144 | 373 | Convene; Racetrack Lam Conf Tbl Top |
| CL_B66144 | 371 | Convene; Boat-Shape Lam Conf Tbl Top | CL_K60168 | 373 | Convene; Racetrack Lam Conf Tbl Top |
| CL_B66168 | 371 | Convene; Boat-Shape Lam Conf Tbl Top | CL_K60192 | 373 | Convene; Racetrack Lam Conf Tbl Top |
| CL_B66192 | 371 | Convene; Boat-Shape Lam Conf Tbl Top | CL_K60216 | 373 | Convene; Racetrack Lam Conf Tbl Top |
| CL_B66216 | 371 | Convene; Boat-Shape Lam Conf Tbl Top | CL_K66144 | 373 | Convene; Racetrack Lam Conf Tbl Top |
| CL_B72168 | 371 | Convene; Boat-Shape Lam Conf Tbl Top | CL_K66168 | 373 | Convene; Racetrack Lam Conf Tbl Top |
| CL_B72192 | 371 | Convene; Boat-Shape Lam Conf Tbl Top | CL_K66192 | 373 | Convene; Racetrack Lam Conf Tbl Top |
| CL_B72216 | 371 | Convene; Boat-Shape Lam Conf Tbl Top | CL_K66216 | 373 | Convene; Racetrack Lam Conf Tbl Top |
| CL_C36 | 364 | Convene; Cushion Lam Conf Tbl Top | CL_K72168 | 373 | Convene; Racetrack Lam Conf Tbl Top |
| CL_C42 | 364 | Convene; Cushion Lam Conf Tbl Top | CL_K72192 | 373 | Convene; Racetrack Lam Conf Tbl Top |
| CL_C48 | 364 | Convene; Cushion Lam Conf Tbl Top | CL_K72216 | 373 | Convene; Racetrack Lam Conf Tbl Top |
| CL_C54 | 364 | Convene; Cushion Lam Conf Tbl Top | CL_R36 | 362 | Convene; Round Laminate Conf Tbl Top |
| CL_C60 | 364 | Convene; Cushion Lam Conf Tbl Top | CL_R42 | 362 | Convene; Round Laminate Conf Tbl Top |
| CL_J3660 | 367 | Convene; Oval Laminate Conf Tbl Top | CL_R48 | 362 | Convene; Round Laminate Conf Tbl Top |
| CL_J3666 | 367 | Convene; Oval Laminate Conf Tbl Top | CL_R54 | 362 | Convene; Round Laminate Conf Tbl Top |
| CL_J3672 | 367 | Convene; Oval Laminate Conf Tbl Top | CL_R60 | 362 | Convene; Round Laminate Conf Tbl Top |
| CL_J3684 | 367 | Convene; Oval Laminate Conf Tbl Top | CL_R66 | 362 | Convene; Round Laminate Conf Tbl Top |
| CL_J42108 | 367 | Convene; Oval Laminate Conf Tbl Top | CL_R72 | 362 | Convene; Round Laminate Conf Tbl Top |
| CL_J4272 | 367 | Convene; Oval Laminate Conf Tbl Top | CL_S36 | 363 | Convene; Sq Laminate Conf Table Top |
| CL_J4284 | 367 | Convene; Oval Laminate Conf Tbl Top | CL_S42 | 363 | Convene; Sq Laminate Conf Table Top |
| CL_J4296 | 367 | Convene; Oval Laminate Conf Tbl Top | CL_S48 | 363 | Convene; Sq Laminate Conf Table Top |
| CL_J48108 | 367 | Convene; Oval Laminate Conf Tbl Top | CL_S54 | 363 | Convene; Sq Laminate Conf Table Top |
| CL_J48120 | 367 | Convene; Oval Laminate Conf Tbl Top | CL_S60 | 363 | Convene; Sq Laminate Conf Table Top |
| CL_J4884 | 367 | Convene; Oval Laminate Conf Tbl Top | CL_T3660 | 369 | Convene; Rect Laminate Conf Tbl Top |
| CL_J4896 | 367 | Convene; Oval Laminate Conf Tbl Top | CL_T3666 | 369 | Convene; Rect Laminate Conf Tbl Top |
| CL_J54108 | 367 | Convene; Oval Laminate Conf Tbl Top | CL_T3672 | 369 | Convene; Rect Laminate Conf Tbl Top |
| CL_J54120 | 367 | Convene; Oval Laminate Conf Tbl Top | CL_T3684 | 369 | Convene; Rect Laminate Conf Tbl Top |
| CL_J54144 | 367 | Convene; Oval Laminate Conf Tbl Top | CL_T42108 | 369 | Convene; Rect Laminate Conf Tbl Top |
| CL_J60120 | 367 | Convene; Oval Laminate Conf Tbl Top | CL_T4272 | 369 | Convene; Rect Laminate Conf Tbl Top |
| CL_J60144 | 367 | Convene; Oval Laminate Conf Tbl Top | CL_T4284 | 369 | Convene; Rect Laminate Conf Tbl Top |
| CL_J60168 | 367 | Convene; Oval Laminate Conf Tbl Top | CL_T4296 | 369 | Convene; Rect Laminate Conf Tbl Top |
| CL_J66144 | 367 | Convene; Oval Laminate Conf Tbl Top | CL_T48108 | 369 | Convene; Rect Laminate Conf Tbl Top |
| CL_J66168 | 367 | Convene; Oval Laminate Conf Tbl Top | CL_T48120 | 369 | Convene; Rect Laminate Conf Tbl Top |
| CL_J66192 | 367 | Convene; Oval Laminate Conf Tbl Top | CL_T48144 | 369 | Convene; Rect Laminate Conf Tbl Top |
| CL_J72168 | 367 | Convene; Oval Laminate Conf Tbl Top | CL_T4884 | 369 | Convene; Rect Laminate Conf Tbl Top |
| CL_J72192 | 367 | Convene; Oval Laminate Conf Tbl Top | CL_T4896 | 369 | Convene; Rect Laminate Conf Tbl Top |
| CL_J72216 | 367 | Convene; Oval Laminate Conf Tbl Top | CL_T54108 | 369 | Convene; Rect Laminate Conf Tbl Top |
| CL_K3660 | 373 | Convene; Racetrack Lam Conf Tbl Top | CL_T54120 | 369 | Convene; Rect Laminate Conf Tbl Top |
| CL_K3666 | 373 | Convene; Racetrack Lam Conf Tbl Top | CL_T54144 | 369 | Convene; Rect Laminate Conf Tbl Top |
| CL_K3672 | 373 | Convene; Racetrack Lam Conf Tbl Top | CL_T54168 | 369 | Convene; Rect Laminate Conf Tbl Top |
| CL_K3684 | 373 | Convene; Racetrack Lam Conf Tbl Top | CL_T60120 | 369 | Convene; Rect Laminate Conf Tbl Top |
| CL_K42108 | 373 | Convene; Racetrack Lam Conf Tbl Top | CL_T60144 | 369 | Convene; Rect Laminate Conf Tbl Top |
| CL_K4272 | 373 | Convene; Racetrack Lam Conf Tbl Top | CL_T60168 | 369 | Convene; Rect Laminate Conf Tbl Top |
| CL_K4284 | 373 | Convene; Racetrack Lam Conf Tbl Top | CL_T60192 | 369 | Convene; Rect Laminate Conf Tbl Top |
| CL_K4296 | 373 | Convene; Racetrack Lam Conf Tbl Top | CL_T60216 | 369 | Convene; Rect Laminate Conf Tbl Top |
| CL_K48108 | 373 | Convene; Racetrack Lam Conf Tbl Top | CL_T66144 | 369 | Convene; Rect Laminate Conf Tbl Top |
| CL_K48120 | 373 | Convene; Racetrack Lam Conf Tbl Top | CL_T66168 | 369 | Convene; Rect Laminate Conf Tbl Top |
| CL_K48144 | 373 | Convene; Racetrack Lam Conf Tbl Top | CL_T66192 | 369 | Convene; Rect Laminate Conf Tbl Top |
| CL_K4884 | 373 | Convene; Racetrack Lam Conf Tbl Top | CL_T66216 | 369 | Convene; Rect Laminate Conf Tbl Top |
| CL_K4896 | 373 | Convene; Racetrack Lam Conf Tbl Top | CL_T72168 | 369 | Convene; Rect Laminate Conf Tbl Top |
| CL_K54108 | 373 | Convene; Racetrack Lam Conf Tbl Top | CL_T72192 | 369 | Convene; Rect Laminate Conf Tbl Top |
| CL_K54120 | 373 | Convene; Racetrack Lam Conf Tbl Top | CL_T72216 | 369 | Convene; Rect Laminate Conf Tbl Top |
| CL_K54144 | 373 | Convene; Racetrack Lam Conf Tbl Top | CQSA | 490 | Floor Anchor Brackets |

Style Number Index, continued

| Style Number | Page | Description |
|------------------|------|--------------------------------------|
| CVXEDGE | 396 | Convене Edge Profile Sample |
| CW_B3660 | 359 | Convене; Boat-Shape Wd Conf Tbl Top |
| CW_B3666 | 359 | Convене; Boat-Shape Wd Conf Tbl Top |
| CW_B3672 | 359 | Convене; Boat-Shape Wd Conf Tbl Top |
| CW_B3684 | 359 | Convене; Boat-Shape Wd Conf Tbl Top |
| CW_B42108 | 359 | Convене; Boat-Shape Wd Conf Tbl Top |
| CW_B4272 | 359 | Convене; Boat-Shape Wd Conf Tbl Top |
| CW_B4284 | 359 | Convене; Boat-Shape Wd Conf Tbl Top |
| CW_B4296 | 359 | Convене; Boat-Shape Wd Conf Tbl Top |
| CW_B48108 | 359 | Convене; Boat-Shape Wd Conf Tbl Top |
| CW_B48120 | 359 | Convене; Boat-Shape Wd Conf Tbl Top |
| CW_B48144 | 359 | Convене; Boat-Shape Wd Conf Tbl Top |
| CW_B4884 | 359 | Convене; Boat-Shape Wd Conf Tbl Top |
| CW_B4896 | 359 | Convене; Boat-Shape Wd Conf Tbl Top |
| CW_B54108 | 359 | Convене; Boat-Shape Wd Conf Tbl Top |
| CW_B54120 | 359 | Convене; Boat-Shape Wd Conf Tbl Top |
| CW_B54144 | 359 | Convене; Boat-Shape Wd Conf Tbl Top |
| CW_B54168 | 359 | Convене; Boat-Shape Wd Conf Tbl Top |
| CW_B60120 | 359 | Convене; Boat-Shape Wd Conf Tbl Top |
| CW_B60144 | 359 | Convене; Boat-Shape Wd Conf Tbl Top |
| CW_B60168 | 359 | Convене; Boat-Shape Wd Conf Tbl Top |
| CW_B60192 | 359 | Convене; Boat-Shape Wd Conf Tbl Top |
| CW_B60216 | 359 | Convене; Boat-Shape Wd Conf Tbl Top |
| CW_B66144 | 359 | Convене; Boat-Shape Wd Conf Tbl Top |
| CW_B66168 | 359 | Convене; Boat-Shape Wd Conf Tbl Top |
| CW_B66192 | 359 | Convене; Boat-Shape Wd Conf Tbl Top |
| CW_B66216 | 359 | Convене; Boat-Shape Wd Conf Tbl Top |
| CW_B72168 | 359 | Convене; Boat-Shape Wd Conf Tbl Top |
| CW_B72192 | 359 | Convене; Boat-Shape Wd Conf Tbl Top |
| CW_B72216 | 359 | Convене; Boat-Shape Wd Conf Tbl Top |
| CW_C36 | 353 | Convене; Cushion Wood Conf Table Top |
| CW_C42 | 353 | Convене; Cushion Wood Conf Table Top |
| CW_C48 | 353 | Convене; Cushion Wood Conf Table Top |
| CW_C54 | 353 | Convене; Cushion Wood Conf Table Top |
| CW_C60 | 353 | Convене; Cushion Wood Conf Table Top |
| CW_J3660 | 355 | Convене; Oval Wood Conf Table Top |
| CW_J3666 | 355 | Convене; Oval Wood Conf Table Top |
| CW_J3672 | 355 | Convене; Oval Wood Conf Table Top |
| CW_J3684 | 355 | Convене; Oval Wood Conf Table Top |
| CW_J42108 | 355 | Convене; Oval Wood Conf Table Top |
| CW_J4272 | 355 | Convене; Oval Wood Conf Table Top |
| CW_J4284 | 355 | Convене; Oval Wood Conf Table Top |
| CW_J4296 | 355 | Convене; Oval Wood Conf Table Top |
| CW_J48108 | 355 | Convене; Oval Wood Conf Table Top |
| CW_J48120 | 355 | Convене; Oval Wood Conf Table Top |
| CW_J4884 | 355 | Convене; Oval Wood Conf Table Top |
| CW_J4896 | 355 | Convене; Oval Wood Conf Table Top |
| CW_J54108 | 355 | Convене; Oval Wood Conf Table Top |
| CW_J54120 | 355 | Convене; Oval Wood Conf Table Top |
| CW_J54144 | 355 | Convене; Oval Wood Conf Table Top |
| CW_J60120 | 355 | Convене; Oval Wood Conf Table Top |
| CW_J60144 | 355 | Convене; Oval Wood Conf Table Top |
| CW_J60168 | 355 | Convене; Oval Wood Conf Table Top |
| CW_J66144 | 355 | Convене; Oval Wood Conf Table Top |
| CW_J66168 | 355 | Convене; Oval Wood Conf Table Top |

| Style Number | Page | Description |
|------------------|------|--------------------------------------|
| CW_J66192 | 355 | Convене; Oval Wood Conf Table Top |
| CW_J72168 | 355 | Convене; Oval Wood Conf Table Top |
| CW_J72192 | 355 | Convене; Oval Wood Conf Table Top |
| CW_J72216 | 355 | Convене; Oval Wood Conf Table Top |
| CW_K3660 | 361 | Convене; Racetrack Wood Conf Tbl Top |
| CW_K3666 | 361 | Convене; Racetrack Wood Conf Tbl Top |
| CW_K3672 | 361 | Convене; Racetrack Wood Conf Tbl Top |
| CW_K3684 | 361 | Convене; Racetrack Wood Conf Tbl Top |
| CW_K42108 | 361 | Convене; Racetrack Wood Conf Tbl Top |
| CW_K4272 | 361 | Convене; Racetrack Wood Conf Tbl Top |
| CW_K4284 | 361 | Convене; Racetrack Wood Conf Tbl Top |
| CW_K4296 | 361 | Convене; Racetrack Wood Conf Tbl Top |
| CW_K48108 | 361 | Convене; Racetrack Wood Conf Tbl Top |
| CW_K48120 | 361 | Convене; Racetrack Wood Conf Tbl Top |
| CW_K48144 | 361 | Convене; Racetrack Wood Conf Tbl Top |
| CW_K4884 | 361 | Convене; Racetrack Wood Conf Tbl Top |
| CW_K4896 | 361 | Convене; Racetrack Wood Conf Tbl Top |
| CW_K54108 | 361 | Convене; Racetrack Wood Conf Tbl Top |
| CW_K54120 | 361 | Convене; Racetrack Wood Conf Tbl Top |
| CW_K54144 | 361 | Convене; Racetrack Wood Conf Tbl Top |
| CW_K54168 | 361 | Convене; Racetrack Wood Conf Tbl Top |
| CW_K60120 | 361 | Convене; Racetrack Wood Conf Tbl Top |
| CW_K60144 | 361 | Convене; Racetrack Wood Conf Tbl Top |
| CW_K60168 | 361 | Convене; Racetrack Wood Conf Tbl Top |
| CW_K60192 | 361 | Convене; Racetrack Wood Conf Tbl Top |
| CW_K60216 | 361 | Convене; Racetrack Wood Conf Tbl Top |
| CW_K66144 | 361 | Convене; Racetrack Wood Conf Tbl Top |
| CW_K66168 | 361 | Convене; Racetrack Wood Conf Tbl Top |
| CW_K66192 | 361 | Convене; Racetrack Wood Conf Tbl Top |
| CW_K66216 | 361 | Convене; Racetrack Wood Conf Tbl Top |
| CW_K72168 | 361 | Convене; Racetrack Wood Conf Tbl Top |
| CW_K72192 | 361 | Convене; Racetrack Wood Conf Tbl Top |
| CW_K72216 | 361 | Convене; Racetrack Wood Conf Tbl Top |
| CW_R36 | 351 | Convене; Round Wood Conf Table Top |
| CW_R42 | 351 | Convене; Round Wood Conf Table Top |
| CW_R48 | 351 | Convене; Round Wood Conf Table Top |
| CW_R54 | 351 | Convене; Round Wood Conf Table Top |
| CW_R60 | 351 | Convене; Round Wood Conf Table Top |
| CW_R66 | 351 | Convене; Round Wood Conf Table Top |
| CW_R72 | 351 | Convене; Round Wood Conf Table Top |
| CW_S36 | 352 | Convене; Square Wood Conf Table Top |
| CW_S42 | 352 | Convене; Square Wood Conf Table Top |
| CW_S48 | 352 | Convене; Square Wood Conf Table Top |
| CW_S54 | 352 | Convене; Square Wood Conf Table Top |
| CW_S60 | 352 | Convене; Square Wood Conf Table Top |
| CW_T3660 | 357 | Convене; Rect Wood Conf Table Top |
| CW_T3666 | 357 | Convене; Rect Wood Conf Table Top |
| CW_T3672 | 357 | Convене; Rect Wood Conf Table Top |
| CW_T3684 | 357 | Convене; Rect Wood Conf Table Top |
| CW_T42108 | 357 | Convене; Rect Wood Conf Table Top |
| CW_T4272 | 357 | Convене; Rect Wood Conf Table Top |
| CW_T4284 | 357 | Convене; Rect Wood Conf Table Top |
| CW_T4296 | 357 | Convене; Rect Wood Conf Table Top |
| CW_T48108 | 357 | Convене; Rect Wood Conf Table Top |
| CW_T48120 | 357 | Convене; Rect Wood Conf Table Top |

| Style Number | Page | Description | Style Number | Page | Description |
|------------------|------|------------------------------------|----------------------|------|----------------------------------|
| CW_T48144 | 357 | Convener; Rect Wood Conf Table Top | CWHDC36 | 380 | Convener; Half Drum Base |
| CW_T4884 | 357 | Convener; Rect Wood Conf Table Top | CWOD_3236 | 395 | Convener; Buffet-Height Credenza |
| CW_T4896 | 357 | Convener; Rect Wood Conf Table Top | CWOD_6436 | 395 | Convener; Buffet-Height Credenza |
| CW_T54108 | 357 | Convener; Rect Wood Conf Table Top | CWOD_8036 | 395 | Convener; Buffet-Height Credenza |
| CW_T54120 | 357 | Convener; Rect Wood Conf Table Top | CWOSCMED | 389 | Convener; Media Cart |
| CW_T54144 | 357 | Convener; Rect Wood Conf Table Top | CWOSCMEDF | 389 | Convener; Media Cart |
| CW_T54168 | 357 | Convener; Rect Wood Conf Table Top | CWREC424 | 376 | Convener; Rectangular Base |
| CW_T60120 | 357 | Convener; Rect Wood Conf Table Top | CWREC630 | 376 | Convener; Rectangular Base |
| CW_T60144 | 357 | Convener; Rect Wood Conf Table Top | CWREC636 | 376 | Convener; Rectangular Base |
| CW_T60168 | 357 | Convener; Rect Wood Conf Table Top | CWREF424 | 377 | Convener; Rectangular Base |
| CW_T60192 | 357 | Convener; Rect Wood Conf Table Top | CWREF630 | 377 | Convener; Rectangular Base |
| CW_T60216 | 357 | Convener; Rect Wood Conf Table Top | CWREF636 | 377 | Convener; Rectangular Base |
| CW_T66144 | 357 | Convener; Rect Wood Conf Table Top | CWTD6726 | 385 | Convener; Storage Credenza |
| CW_T66168 | 357 | Convener; Rect Wood Conf Table Top | CWTD6736 | 387 | Convener; Buffet-Height Credenza |
| CW_T66192 | 357 | Convener; Rect Wood Conf Table Top | CWUPC424 | 375 | Convener; U-Panel Base |
| CW_T66216 | 357 | Convener; Rect Wood Conf Table Top | CWUPC630 | 375 | Convener; U-Panel Base |
| CW_T72168 | 357 | Convener; Rect Wood Conf Table Top | CWUPC636 | 375 | Convener; U-Panel Base |
| CW_T72192 | 357 | Convener; Rect Wood Conf Table Top | CWXPC424 | 375 | Convener; X-Panel Base |
| CW_T72216 | 357 | Convener; Rect Wood Conf Table Top | CWXPC630 | 375 | Convener; X-Panel Base |
| CWAWLB56 | 397 | Convener; Wallboard | CWXPC636 | 375 | Convener; X-Panel Base |
| CWAWLB70 | 397 | Convener; Wallboard | DAC84 | 382 | Technology Cover |
| CWBD_3229 | 393 | Convener; Storage Credenza | DAX84 | 382 | Technology Cover |
| CWBD_3236 | 395 | Convener; Buffet-Height Credenza | GFUCCM | 524 | Cord and Cable Mg |
| CWBD_6429 | 393 | Convener; Storage Credenza | GFUCMC | 524 | Internode Harness Clip |
| CWBD_6436 | 395 | Convener; Buffet-Height Credenza | LOCK9201FR | 535 | Lock Cylinder |
| CWBD_8029 | 393 | Convener; Storage Credenza | LOCK9201XF | 535 | Lock Cylinder |
| CWBD_8036 | 395 | Convener; Buffet-Height Credenza | LOCK9250FR | 535 | Lock Cylinder |
| CWDC6726 | 385 | Convener; Storage Credenza | LOCK9250XF | 535 | Lock Cylinder |
| CWCIRC24 | 379 | Convener; Circular Drum Base | MT03DC6084N | 485 | Desk-Height Table TC |
| CWCIRC30 | 379 | Convener; Circular Drum Base | MT03DC6084TN | 484 | Desk-Height Table TC |
| CWCIRC36 | 379 | Convener; Circular Drum Base | MT03DF12076TN | 484 | Desk-Height Table TC |
| CWCLEC | 391 | Convener; Lectern | MT03DL7860N | 485 | Desk-Height Table TC |
| CWCLECD | 391 | Convener; Lectern | MT03DL7860TN | 484 | Desk-Height Table TC |
| CWCLECDF | 391 | Convener; Lectern | MT03DM6660N | 485 | Desk-Height Table TC |
| CWCLECF | 391 | Convener; Lectern | MT03DM6660TN | 483 | Desk-Height Table TC |
| CWCLECT | 391 | Convener; Lectern | MT03DP4854TN | 483 | Desk-Height Table TC |
| CWDD_3229 | 393 | Convener; Storage Credenza | MT03DR60N | 485 | Desk-Height Table TC |
| CWDD_6429 | 393 | Convener; Storage Credenza | MT03DR7260N | 484 | Desk-Height Table TC |
| CWDD_8029 | 393 | Convener; Storage Credenza | MT03DR7260TN | 483 | Desk-Height Table TC |
| CWDDC4526 | 385 | Convener; Storage Credenza | MT03DS6060N | 484 | Desk-Height Table TC |
| CWDDC4536 | 387 | Convener; Buffet-Height Credenza | MT03DS6060TN | 483 | Desk-Height Table TC |
| CWDLC4526 | 385 | Convener; Storage Credenza | MT03DSD4848TN | 483 | Desk-Height Table TC |
| CWDLC4536 | 387 | Convener; Buffet-Height Credenza | MT03SC6084N | 488 | Stool-Height Table TC |
| CWDL6726 | 385 | Convener; Storage Credenza | MT03SC6084TN | 487 | Stool-Height Table TC |
| CWDL6736 | 387 | Convener; Buffet-Height Credenza | MT03SF12076TN | 487 | Stool-Height Table TC |
| CWDR4526 | 385 | Convener; Storage Credenza | MT03SL7860N | 488 | Stool-Height Table TC |
| CWDR4536 | 387 | Convener; Buffet-Height Credenza | MT03SL7860TN | 487 | Stool-Height Table TC |
| CWDR6736 | 387 | Convener; Buffet-Height Credenza | MT03SM6660N | 488 | Stool-Height Table TC |
| CWDWCMED | 389 | Convener; Media Cart | MT03SM6660TN | 487 | Stool-Height Table TC |
| CWDWCMEDF | 389 | Convener; Media Cart | MT03SR60N | 488 | Stool-Height Table TC |
| CWELC24 | 381 | Convener; Elliptical Drum Base | MT03SR7260N | 488 | Stool-Height Table TC |
| CWELC30 | 381 | Convener; Elliptical Drum Base | MT03SR7260TN | 487 | Stool-Height Table TC |
| CWELC36 | 381 | Convener; Elliptical Drum Base | MT03SS6060N | 488 | Stool-Height Table TC |
| CWHDC24 | 380 | Convener; Half Drum Base | MT03SS6060TN | 487 | Stool-Height Table TC |
| CWHDC30 | 380 | Convener; Half Drum Base | MT03ST7560N | 489 | Stool-Height Table TC |

Style Number Index, continued

| Style Number | Page | Description | Style Number | Page | Description |
|----------------------|----------|-----------------------------------|--------------------|------|--------------------------|
| MT03ST7560TN | 489 | Stool-Height Table TC | TS4SR42 | 168 | Groupwork Marker Tray |
| MT03ST7560TTN | 489 | Stool-Height Table w/out Tech | TS4SR48 | 168 | Groupwork Marker Tray |
| MHTH | 491 | Camera Ledge | TS4TBASE22 | 158 | Groupwork Table Base |
| N3LPINT | 66 | Pint Tables | TS4TBASE28 | 158 | Groupwork Table Base |
| N3LRECT | 65 | Rectangle Tables | TS4TBASE285 | 158 | Groupwork Table Base |
| PTDMGB1 | 516 | Power Sphere | TS4TBL | 93 | Campfire Big Lamp |
| PTDMGB3 | 516 | Pwr Comm Sphere | TS4TCAFE22 | 158 | Groupwork Table Base |
| PTRLGB1 | 517 | Oval Power and Comm Port | TS4TCAFE28 | 158 | Groupwork Table Base |
| PTRLGBCAP | 517 | Decorative Metal Cap | TS4TCAFE285 | 158 | Groupwork Table Base |
| PTRSGB1 | 517 | Power Comm Port | TS4TCOF22 | 158 | Groupwork Table Base |
| PTRSGBCAP | 517 | Decorative Metal Cap | TS4TCOF28 | 158 | Groupwork Table Base |
| SPC | 383 | Power & Comm Box | TS4THB48120 | 157 | Groupwork Conf Table Top |
| SPCH | 383 | Power & Comm Box | TS4THB4812T | 157 | Groupwork Conf Table Top |
| SPP | 383 | Power & Comm Box | TS4THB48144 | 157 | Groupwork Conf Table Top |
| SPPH | 383 | Power & Comm Box | TS4THB4814T | 157 | Groupwork Conf Table Top |
| SSTD3242 | 496 | Desk-Height Scape Series Table | TS4THB4896 | 157 | Groupwork Conf Table Top |
| SSTD3242 | 496 | Stool-Height Scape Series Table | TS4THB4896T | 157 | Groupwork Conf Table Top |
| TS4CLIP | 139 | Cable Management Clip | TS4THD48120 | 157 | Groupwork Conf Table Top |
| TS4FG | 121, 139 | Flex Ganger Package | TS4THD4812T | 157 | Groupwork Conf Table Top |
| TS4FLIP2 | 124 | Rectangle Flip-Top Training Table | TS4THD48144 | 157 | Groupwork Conf Table Top |
| TS4FLIPTM | 128 | Team Flip-Top Training Table | TS4THD4814T | 157 | Groupwork Conf Table Top |
| TS4FLUSH | 141 | Power Cord, Flush | TS4THD4896 | 157 | Groupwork Conf Table Top |
| TS4GMT | 140 | Grommet | TS4THD4896T | 157 | Groupwork Conf Table Top |
| TS4HCM | 138 | Horizontal Cable Manager | TS4THDR24 | 154 | Groupwork Table Top |
| TS4INFEED | 141 | Power Infeed | TS4THDR24T | 154 | Groupwork Table Top |
| TS4L27PG | 160 | Groupwork Post Leg | TS4THDR30 | 154 | Groupwork Table Top |
| TS4L27PG4 | 160 | Groupwork Post Leg | TS4THDR30T | 154 | Groupwork Table Top |
| TS4L27TG | 161 | Groupwork T-Leg | TS4THDR36 | 154 | Groupwork Table Top |
| TS4L27TG4 | 161 | Groupwork T-Leg | TS4THDR36T | 154 | Groupwork Table Top |
| TS4LSHPG | 160 | Groupwork Post Leg | TS4THDR42 | 154 | Groupwork Table Top |
| TS4LSHPG4 | 161 | Groupwork Post Leg | TS4THDR42T | 154 | Groupwork Table Top |
| TS4MH36 | 162 | Groupwork Modesty Panel | TS4THDR48 | 154 | Groupwork Table Top |
| TS4MH42 | 162 | Groupwork Modesty Panel | TS4THDR48T | 154 | Groupwork Table Top |
| TS4MH48 | 162 | Groupwork Modesty Panel | TS4THDV2448 | 155 | Groupwork Table Top |
| TS4MH60 | 162 | Groupwork Modesty Panel | TS4THDV244T | 155 | Groupwork Table Top |
| TS4MH66 | 162 | Groupwork Modesty Panel | TS4THDV4896 | 157 | Groupwork Conf Table Top |
| TS4MH72 | 162 | Groupwork Modesty Panel | TS4THDV489T | 157 | Groupwork Conf Table Top |
| TS4MH84 | 162 | Groupwork Modesty Panel | TS4THG2448 | 153 | Groupwork Table Top |
| TS4MP | 137 | Groupwork Modesty Panel | TS4THG3060 | 153 | Groupwork Table Top |
| TS4NFLIP | 132 | Rectangle Non-Flip Training Table | TS4THL2424 | 153 | Groupwork Table Top |
| TS4NFLIPTM | 136 | Team Non-Flip Training Table | TS4THL3030 | 153 | Groupwork Table Top |
| TS4POP | 140 | Power Cord, Pop-Up | TS4THN1836 | 153 | Groupwork Table Top |
| TS4S2454 | 167 | Groupwork Screen | TS4THN2448 | 153 | Groupwork Table Top |
| TS4S2466 | 167 | Groupwork Screen | TS4THN3060 | 153 | Groupwork Table Top |
| TS4S3054 | 167 | Groupwork Screen | TS4THR1848 | 152 | Groupwork Table Top |
| TS4S3066 | 167 | Groupwork Screen | TS4THR1860 | 152 | Groupwork Table Top |
| TS4S3654 | 167 | Groupwork Screen | TS4THR1866 | 152 | Groupwork Table Top |
| TS4S3666 | 167 | Groupwork Screen | TS4THR1872 | 152 | Groupwork Table Top |
| TS4S4254 | 167 | Groupwork Screen | TS4THR1884 | 152 | Groupwork Table Top |
| TS4S4266 | 167 | Groupwork Screen | TS4THR2424 | 155 | Groupwork Table Top |
| TS4S4854 | 167 | Groupwork Screen | TS4THR2424T | 155 | Groupwork Table Top |
| TS4S4866 | 167 | Groupwork Screen | TS4THR2436 | 152 | Groupwork Table Top |
| TS4SR24 | 168 | Groupwork Marker Tray | TS4THR2442 | 152 | Groupwork Table Top |
| TS4SR30 | 168 | Groupwork Marker Tray | TS4THR2448 | 152 | Groupwork Table Top |
| TS4SR36 | 168 | Groupwork Marker Tray | TS4THR2460 | 152 | Groupwork Table Top |

| Style Number | Page | Description | Style Number | Page | Description |
|--------------------|------|-------------------------------|--------------------|------|-------------------------------------|
| TS4THR2466 | 152 | Groupwork Table Top | TS4TLH40 | 84 | Campfire Big Table—Half-Depth |
| TS4THR2472 | 152 | Groupwork Table Top | TS4TLL2424 | 153 | Groupwork Table Top |
| TS4THR2484 | 152 | Groupwork Table Top | TS4TLL3030 | 153 | Groupwork Table Top |
| TS4THR3030 | 155 | Groupwork Table Top | TS4TLN1836 | 153 | Groupwork Table Top |
| TS4THR3030T | 155 | Groupwork Table Top | TS4TLN2448 | 153 | Groupwork Table Top |
| TS4THR3036 | 152 | Groupwork Table Top | TS4TLN3060 | 153 | Groupwork Table Top |
| TS4THR3042 | 152 | Groupwork Table Top | TS4TLP28 | 83 | Campfire Big Table with Grommets |
| TS4THR3048 | 152 | Groupwork Table Top | TS4TLP40 | 83 | Campfire Big Table with Grommets |
| TS4THR3060 | 152 | Groupwork Table Top | TS4TLR1848 | 152 | Groupwork Table Top |
| TS4THR3066 | 152 | Groupwork Table Top | TS4TLR1860 | 152 | Groupwork Table Top |
| TS4THR3072 | 152 | Groupwork Table Top | TS4TLR1866 | 152 | Groupwork Table Top |
| TS4THR3636 | 155 | Groupwork Table Top | TS4TLR1872 | 152 | Groupwork Table Top |
| TS4THR3636T | 155 | Groupwork Table Top | TS4TLR1884 | 152 | Groupwork Table Top |
| TS4THR4242 | 155 | Groupwork Table Top | TS4TLR2424 | 155 | Groupwork Table Top |
| TS4THR4242T | 155 | Groupwork Table Top | TS4TLR2424T | 155 | Groupwork Table Top |
| TS4THR48120 | 156 | Groupwork Conf Table Top | TS4TLR2436 | 152 | Groupwork Table Top |
| TS4THR4812T | 156 | Groupwork Conf Table Top | TS4TLR2442 | 152 | Groupwork Table Top |
| TS4THR48144 | 156 | Groupwork Conf Table Top | TS4TLR2448 | 152 | Groupwork Table Top |
| TS4THR4814T | 156 | Groupwork Conf Table Top | TS4TLR2460 | 152 | Groupwork Table Top |
| TS4THR4848 | 155 | Groupwork Table Top | TS4TLR2466 | 152 | Groupwork Table Top |
| TS4THR4848T | 155 | Groupwork Table Top | TS4TLR2472 | 152 | Groupwork Table Top |
| TS4THR4896 | 156 | Groupwork Conf Table Top | TS4TLR2484 | 152 | Groupwork Table Top |
| TS4THR4896T | 156 | Groupwork Conf Table Top | TS4TLR3030 | 155 | Groupwork Table Top |
| TS4TL28 | 81 | Campfire Big Table | TS4TLR3030T | 155 | Groupwork Table Top |
| TS4TL40 | 81 | Campfire Big Table | TS4TLR3036 | 152 | Groupwork Table Top |
| TS4TLB48120 | 157 | Groupwork Conf Table Top | TS4TLR3042 | 152 | Groupwork Table Top |
| TS4TLB4812T | 157 | Groupwork Conf Table Top | TS4TLR3048 | 152 | Groupwork Table Top |
| TS4TLB48144 | 157 | Groupwork Conf Table Top | TS4TLR3060 | 152 | Groupwork Table Top |
| TS4TLB4814T | 157 | Groupwork Conf Table Top | TS4TLR3066 | 152 | Groupwork Table Top |
| TS4TLB4896 | 157 | Groupwork Conf Table Top | TS4TLR3072 | 152 | Groupwork Table Top |
| TS4TLB4896T | 157 | Groupwork Conf Table Top | TS4TLR3636 | 155 | Groupwork Table Top |
| TS4TLD48120 | 157 | Groupwork Conf Table Top | TS4TLR3636T | 155 | Groupwork Table Top |
| TS4TLD4812T | 157 | Groupwork Conf Table Top | TS4TLR4242 | 155 | Groupwork Table Top |
| TS4TLD48144 | 157 | Groupwork Conf Table Top | TS4TLR4242T | 155 | Groupwork Table Top |
| TS4TLD4814T | 157 | Groupwork Conf Table Top | TS4TLR48120 | 156 | Groupwork Conf Table Top |
| TS4TLD4896 | 157 | Groupwork Conf Table Top | TS4TLR4812T | 156 | Groupwork Conf Table Top |
| TS4TLD4896T | 157 | Groupwork Conf Table Top | TS4TLR48144 | 156 | Groupwork Conf Table Top |
| TS4TLDR24 | 154 | Groupwork Table Top | TS4TLR4814T | 156 | Groupwork Conf Table Top |
| TS4TLDR24T | 154 | Groupwork Table Top | TS4TLR4848 | 155 | Groupwork Table Top |
| TS4TLDR30 | 154 | Groupwork Table Top | TS4TLR4848T | 155 | Groupwork Table Top |
| TS4TLDR30T | 154 | Groupwork Table Top | TS4TLR4896 | 156 | Groupwork Conf Table Top |
| TS4TLDR36 | 154 | Groupwork Table Top | TS4TLR4896T | 156 | Groupwork Conf Table Top |
| TS4TLDR36T | 154 | Groupwork Table Top | TS4TLT28 | 82 | Campfire Big Table with Trough |
| TS4TLDR42 | 154 | Groupwork Table Top | TS4TLT40 | 82 | Campfire Big Table with Trough |
| TS4TLDR42T | 154 | Groupwork Table Top | TS4TPST | 91 | Slim Table |
| TS4TLDR48 | 154 | Groupwork Table Top | TS4TPSTS48 | 90 | Campfire Standing Height Slim Table |
| TS4TLDR48T | 154 | Groupwork Table Top | TS4TPSTS60 | 90 | Campfire Standing Height Slim Table |
| TS4TLDRW | 85 | Campfire Table Drawer | TS4TPT | 87 | Campfire Paper Table |
| TS4TLDV2448 | 155 | Groupwork Table Top | TS4TPTG | 88 | Campfire Glass |
| TS4TLDV244T | 155 | Groupwork Table Top | TS4TPTP | 87 | Campfire Paper Stack |
| TS4TLDV4896 | 157 | Groupwork Conf Table Top | TS4TPTP4 | 87 | Campfire Paper 4 Stack |
| TS4TLDV489T | 157 | Groupwork Conf Table Top | TS4TPTP6 | 87 | Campfire Paper 6 Stack |
| TS4TLG2448 | 153 | Groupwork Table Top | TS4TPWR | 94 | Campfire Receptacle |
| TS4TLG3060 | 153 | Groupwork Table Top | TS4TPWR1 | 94 | Campfire Receptacle |
| TS4TLH28 | 84 | Campfire Big Table—Half-Depth | TS4TPWRD | 94 | Campfire Receptacle |

Style Number Index, continued

| Style Number | Page | Description |
|-----------------------|------|--|
| TS4TPWRD1 | 94 | Campfire Receptacle |
| TS4TPWRUSB | 94 | Campfire Receptacle |
| TS4TPWRUSB1 | 94 | Campfire Receptacle |
| TS4TRAIL | 85 | Campfire Center Rail |
| TS4TSLH | 86 | Campfire Storage Cabinet |
| TS4TSRH | 86 | Campfire Storage Cabinet |
| TS4TST | 92 | Skate Table |
| TS4TVWM28 | 93 | Campfire Cord Cover |
| TS4TVWM40 | 93 | Campfire Cord Cover |
| TS4TWP | 89 | Campfire Personal Table |
| TS4VCM | 138 | Vertical Wire Manager |
| TS4WIRE | 162 | Groupwork Wire MT |
| TS4WPERLNGE | 189 | Simple Lounge Personal Table |
| TS4WPWR1 | 212 | Simple Single Unit Power Module |
| TS4WPWR2 | 213 | Simple Double Unit Power Module |
| TS4WRD | 201 | Simple Working-Height Round Table |
| TS4WRDCAFE | 210 | Simple Café-Height Round Table |
| TS4WRDLNGE | 191 | Simple Lounge-Height Round Table |
| TS4WREC | 205 | Simple Working-Height Rectangle Table |
| TS4WRECLNGE | 195 | Simple Lounge-Height Rectangle Table |
| TS4WRMGR | 214 | Simple Wire Manager Kit |
| TS4WSFTREC | 209 | Simple Working-Height Soft Rectangle Table |
| TS4WSFTRECLNGE | 199 | Simple Lounge-Height Soft Rectangle Table |
| TS4WSFTSQ | 207 | Simple Working-Height Soft Square Table |
| TS4WSFTSQLNGE | 197 | Simple Lounge-Height Soft Square Table |
| TS4WSQ | 203 | Simple Working-Height Square Table |
| TS4WSQCAFE | 211 | Simple Café-Height Square Table |
| TS4WSQLNGE | 193 | Simple Lounge-Height Square Table |
| TS7WWM | 519 | U WS Wire Mgr |
| TSATPL14 | 163 | Support Plate |
| TSATPL20 | 163 | Support Plate |
| TSATRC39 | 163 | Reinforcing Channel |
| TSATRC48 | 163 | Reinforcing Channel |
| TSATRC57 | 163 | Reinforcing Channel |
| TSATRC72 | 163 | Reinforcing Channel |
| TSATTIE | 163 | Tie Plates |
| TSBLNBOVM | 33 | Bassline Oval Table |
| TSBLNBRDM | 32 | Bassline Round Table |
| TSBLNBRSM | 32 | Bassline Square/Rectangular Table |
| TSBLNBRTM | 33 | Bassline Racetrack Table |
| TSBLNPMOD | 48 | Bassline Power Module |
| TSBLNPRND | 48 | Bassline Round Power Module |
| TSBLNS1 | 45 | Bassline One Seat Bench |
| TSBLNS2 | 47 | Bassline Two Seat Bench |
| TSBLNSTC1 | 43 | Bassline Credenza |
| TSBLNSTC2 | 43 | Bassline Credenza |
| TSBLNSTC3 | 43 | Bassline Credenza |
| TSBLNSTS1 | 41 | Bassline Standing Storage |
| TSBLNSTS2 | 41 | Bassline Standing Storage |
| TSBLNT3LEGL | 35 | Bassline Large Asymmetrical Table |
| TSBLNT3LEGM | 35 | Bassline Medium Asymmetrical Table |
| TSBLNT3LEGS | 35 | Bassline Small Asymmetrical Table |
| TSBLNTBX | 37 | Bassline Box Top Tables |
| TSBLNTBXC | 38 | Bassline Box Top Coffee Table |
| TSBLNTOV | 29 | Bassline Oval Table |

| Style Number | Page | Description |
|-------------------|---------|---|
| TSBLNTRD | 26 | Bassline Round Table |
| TSBLNTRS | 25 | Bassline Square and Rectangular Table |
| TSBLNTRT | 31 | Bassline Racetrack Table |
| VE36 | 302 | Easel |
| VLYCDM | 459 | Verlay Cord Management Cover |
| VLYGDWL | 428 | Verlay Gumdrop Table |
| VLYRECML | 452-455 | Verlay; Rectangle Table |
| VLYRECWL | 434 | Verlay Rectangle Table |
| VLYRECWLST | 443 | Verlay Standing-Height Rectangle Tables |
| VLYRML | 445 | Verlay; Round Table |
| VLYRWL | 425 | Verlay Round Table |
| VLYSQML | 448 | Verlay; Square Table |
| VLYSQWL | 431 | Verlay Square Table |
| VLYSQWLST | 441 | Verlay Standing-Height Square Tables |
| VLYSTLML | 458 | Verlay; Sightline Table |
| VLYSTLWL | 438 | Verlay Sightline Table |
| VLYSTR | 459 | Verlay; Attachment Strip Package |
| VTAMRD2 | 297 | Verb Active Media Table |
| VTAMRT2 | 297 | Verb Active Media Table |
| VTAMTP2 | 297 | Verb Active Media Table |
| VTC1960 | 289 | Chevron Table |
| VTC1966 | 289 | Chevron Table |
| VTC1972 | 289 | Chevron Table |
| VTC1984 | 289 | Chevron Table |
| VTC2460 | 289 | Chevron Table |
| VTC2466 | 289 | Chevron Table |
| VTC2472 | 289 | Chevron Table |
| VTC2484 | 289 | Chevron Table |
| VTC3060 | 289 | Chevron Table |
| VTC3066 | 289 | Chevron Table |
| VTC3072 | 289 | Chevron Table |
| VTC3084 | 289 | Chevron Table |
| VTCF | 299 | Verb Flip-Top Table |
| VTK1934 | 287 | Keystone Table |
| VTK2434 | 287 | Keystone Table |
| VTMR6078 | 295 | Rounded Table |
| VTMS6060 | 295 | Square Table |
| VTMZ6060 | 295 | Trapezoid Table |
| VTMZ6084 | 295 | Media Table |
| VTP2233 | 287 | Personal Table |
| VTR1934 | 287 | Rectangle Table |
| VTR1939 | 293 | Rectangle Table |
| VTR1948 | 293 | Rectangle Table |
| VTR1960 | 293 | Rectangle Table |
| VTR1966 | 293 | Rectangle Table |
| VTR1972 | 293 | Rectangle Table |
| VTR1984 | 293 | Rectangle Table |
| VTR2434 | 287 | Rectangle Table |
| VTR2439 | 293 | Rectangle Table |
| VTR2448 | 293 | Rectangle Table |
| VTR2460 | 293 | Rectangle Table |
| VTR2466 | 293 | Rectangle Table |
| VTR2472 | 293 | Rectangle Table |
| VTR2484 | 293 | Rectangle Table |
| VTR3048 | 293 | Rectangle Table |

| Style Number | Page | Description |
|---------------------|-------------|---------------------|
| VTR3060 | 293 | Rectangle Table |
| VTR3066 | 293 | Rectangle Table |
| VTR3072 | 293 | Rectangle Table |
| VTR3084 | 293 | Rectangle Table |
| VTRF | 299 | Verb Flip-Top Table |
| VTSN3050 | 300 | Teaching Station |
| VTSN3060 | 300 | Teaching Station |
| VTSN3072 | 300 | Teaching Station |
| VTT2460 | 291 | Team Table |
| VTT2472 | 291 | Team Table |
| VTT2484 | 291 | Team Table |
| VTT3060 | 291 | Team Table |
| VTT3072 | 291 | Team Table |
| VTT3084 | 291 | Team Table |
| VTTF | 299 | Verb Flip-Top Table |
| VTZ3062 | 291 | Trapezoid Table |
| VWB2 | 301 | Personal Whiteboard |
| VWT6 | 303 | Wall Track |
| VWT8 | 303 | Wall Track |
| VWTH | 303 | Wall Track |

Trademark List

® The following are registered trademarks for products of Steelcase Inc. or one of its related corporate entities: 4 o'clock, 900 Series, à la carte, Airtouch, Ally, Amia, Answer, Archipelago, Avenir, Ballet, Bix, Brayton International, Cachet, Canopy, Canto, Chancellor, Coalesse, Confidante, Context, Convene, CopyCam, Criterion, Crushed Can, Currency, dash, Designtex, Details, Detour, Drive, Elective Elements, Ellipse, Ember Chrome, Emerge, E-Table 2, FYI, Garland, Gentry, Ginkgo Biloba, Groupwork, Ideo, Jacket, Jenny, Jersey, Kart, Kick, LaCosta, Leap, LessThanFive, Let's B, LiveBack, Max-Stacker, media:scape, Metro, Migrations, Mitra, Montage, Nurture, Oriana, Parade, Pathways, PCT, Permiso, Player, Portal, Power Pincher, Progeny, Protégé, R2, Rally, Relevant, Reply, Rizzi Arc, Sensor, Series 9000, Siento, Sieste, Sine, Softcare, Springboard, Steelcase, Steelcase Design Partnership, Stella, Stow Davis, Swathmore, Sylvi, TeamWork, Technique, Texpress, Think, Thunder, Topo, Train, turnstone, Underline, Unison, Vecta, Viridian, Walden, Wernld, and X-Stack.

® The following registered trademarks are under license from AWI Licensing Company, Dover, DE: SoundScapes, DuraBrite, BioBlock, and Armstrong.

® The following registered trademarks are under license from Byrne Electrical, Rockford, MI: Interport, Mini-Port, Axil Z, and Ellora.

® The following is a registered trademark of DuPont, Wilmington, DE: Corian.

® The following is a registered trademark of Genlyte Thomas Company, Louisville, KY: Lightlior.

® The following is a registered trademark of Hilti Corporation, FL-9494 Schaan, Principality of Liechtenstein: Hilti.

® The following is a registered trademark of Leviton Manufacturing Company, Little Neck, NY: Decora.

® The following is a registered trademark of Mechanical Plastics Corp, Elmsford, NY: Toggler.

® The following is a registered trademark of Microsoft Corporation, Redmond, WA: Microsoft.

® The following are registered trademarks of Orangebox Ltd., Cardiff, UK: Orangebox.

® The following is a registered trademark of Panduit Corporation, Lockport, IL: Panduit.

® The following is a registered trademark of Trav (Press), Cuneo, Italy: Assisa.

® The following is a registered trademark of Virtual Ink, Boston, MA: mimioActive.

® The following registered trademarks are under license from Wilkhahn Furniture Products: Avera, Senzo, Versal, and Wilkhahn FS.

® The following are registered trademarks of Polyvision Corp: Flow, Motif, Polyvision, Sans, and Serif.

® The following is a registered trademark of Wilsonart International, Temple, TX: Chemsurf.

® The following is a registered trademark of Wiremold, West Hartford, CT: Wiremold.

® The following is a registered trademark of EMU Group S.P.A., Perugia, Italy: EMU.

® The following is a registered trademark of Security People, Inc.: Digilock.

® The following are registered trademarks of Natural Capital Partners Europe Limited: CarbonNeutral and the CarbonNeutral Certified logo.

™ The following are trademarks for products of Steelcase Inc. or one of its related corporate entities: Access, Active/Passive Shelf, Agree, Ainsley, Akira, Alcove, Alerion, Alight, Amaris, American Elect, American Tradition, ap40, Arbor, Arriva, Asana, Ascot, Aspekt, Astor, Await, Bassline, B-Free, Bira, Bivi, Bixby, Bottomline, Brody, Brook, Buoy, Burton, c:scape, Calla, Calm, Camber, Campfire, Capa, Cappuccino, Cesar, Chester, Chord, Circa, Clarendon, Classic Rectangular, Clipper, cobl, Collaboration, Community, Company, Convey, Cortex, Coupe, Crea, Crew, Cura, Cypress, Davenport, Dearborn, Deck, Déjà, Denizen, Denska, Derby, DeskWizard, Divisio, Donovan, Dune, Duo, Echo, Edge, Elbrook, Elsa, Empath, Empress, Enea, ēno, EnSync, Enviro, Escapade, Everwall, Exchange, Exponents, Field, Flat Top, FlexFrame, Flip Top, Flute, Folio, FrameOne, FreeFlow, Frontier, Galilei, Gesture, Ginger, Ginkgo, Go Wall, Grip, Groove, Hatchback, Hawthorne, Hitch, Host Collection, Hosu, Huddleboard, i2i, Impact, Indy, InfoLink, IOS, I-Solve, Jack, Jarrah, Jetty, Juice, Kami, Kast, Kathryn, Lagunitas, Lark, L'Attitude, LearnLab, Leela, Lincoln, Linden, LiveSeat, Loria, Lyric, Malibu, Malibu Too, Mansfield, Marathon, Marien152, Martini, Mason, Masque, Migration, Millbrae, Mineral, Mingle, Mystic, Mystic Metal, Mystic Wood, Montara650, Montreal, MoreThanFive, Move, Nadia, Neighbor, nesso, Nickel, Nikko, Nod, Node, Norfolk, Ocular, Ology, Ontrak, Oom, Opus, Orchid, Outlook Collection, Ovation, Paloma, Paperflo, Parliament, Pasio, Passerelle, Patriarch, Payback, Peek, Pile File, Pisa, Pool, Potrero415, PUCK, QiVi, Quba, Radia, Rave, Reed, Regard, Relay, Reunion, Ripple, Riser, Roam, Rocco, Rocky, RoomWizard, Runner, Satellite, Sawyer, ScapeSeries, Senti, Sentinel, Senza, Sequoia, Session, ShareLink, Shield, Shortcut, Sidewalk, SILQ, Skylar, Slumber, Smoke, Snug, Soft Leaf, Sonata, Sorrel, SOTO, Southside, Stationkits, Steelcase Karman, Steelcase Series, Stiletto, Surprise!, Surround, Switch, Symphony, Sync, TagWizard, Tava, TeamStudio, TeamTheater, Tenaro, Tenor, Terrazzo, Theorem, Thread, Topaz, Touchdown, Tour, Tower Too, Trees, Trillium, Trolly, tX2, U-Free, Umami, Underscore, Uno, V.I.A., Verb, Verge, Verlay, Victor2, Visalia, Waldorf, Woodruff, Workspring, WorkValet, and X-tenz.

™ The following is a trademark of Microsoft Corporation, Redmond, WA: Windows.

™ The following is a trademark of Rodman Industries, Inc., Oconomowoc, WI: ResinCore1.

™ The following is a trademark of Ultrafabrics, LLC, Elmsford, NY: Ultraleather.

™ The following trademarks are under license from Wilkhahn Furniture products: Cana, Linus, Logon, Picto, Range, Stitz, Thema, Timetable, and Tubis.

™ The following is a trademark of Cradle to Cradle Products Innovation Institute, Oakland, CA: Cradle to Cradle Certified.

™ The following trademarks are under license from Walter Knoll: Andoo, Bob, Lazlo, Lox, Ribbon, and Together.

™ The following trademarks are under license from PP Møbler: Bar and Flag Halyard.

™ The following trademarks are under license from Carl Hansen: Elbow, Paddle, Shell, Wing, and Wishbone.

™ The following trademarks are under license from Cambridge Sound Management, LLC, Cambridge, MA: QtPro Soundmasking, Qt Quiet Technology, and Sonet Qt.

™ The following is a trademark of Electri-Cable Assemblies, Shelton, CT: Interact.

™ The following is a trademark of Clestra Hauserman: IRYS.

™ The following is a trademark of Wiesner-Hager Möbel GmbH: Nooi.

™ The following are trademarks of Polyvision: Accord, a³, e³, Boundri, and Nota.

™ The following is a trademark of Bostock Company, Inc: SnapCab.

™ The following is a trademark of Williams-Sonoma, Inc: West Elm.

™ The following is a trademark of Elena Marquina Testor: nanimarquina.

™ The following is a trademark of Forbo International SA: Forbo.

™ The following are trademarks of Orangebox Ltd., Cardiff, UK: Air³, Aspect, Avi, Away from the Desk, Border, Campers & Dens, Coppice, Cubb, Kirm, On the QT, Ramsey, Skoner, Sully, Track-B, and Vale.

™® The following are trademarks or registered trademarks of AMQ Solutions, LLC: AMQ, AMQ logo, KINEX, ILINE, ACTIV, AMOBI, CONCUR, 3F, REVI, S-SERIES, JAKU, SIYA, ZILO, BODI, FL-X, TIZU, EMBANK, TEKTIS, and BIXBY.

™® The following are trademarks or registered trademarks of Viccarbe Habitat, S.L.: Holy Day, Last Minute, Wrapp, Foro, Kelly, Noha, Viable, Solar, Sistema, Savina, Designed In The Sun, Cambio, Aleta, Viccarbe (logo), Viccarbe.

Trademarks used here in are the property of Steelcase Inc. or of their respective owners.