



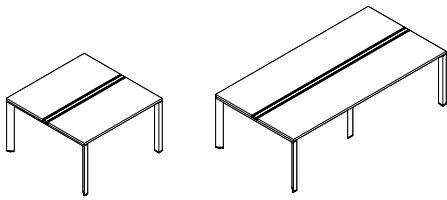

FrameOne

| | |
|---|------------|
|  | |
| Statement of Line | 158 |
|  | |
| Overview | 164 |
| Stability Guidelines | 168 |
| Horizontal Sight Lines | 171 |
| Thought Starters | 172 |
|  | |
| Understanding | 177 |
|  | |
| Specifying | 211 |

Statement of Line

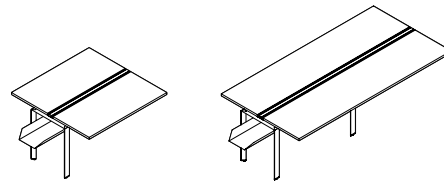
FrameOne



48"W to 84"W

96"W

Understanding
 ▶ Page 178
 Specifying
 ▶ Page 212



48"W to 84"W

96"W

Understanding
 ▶ Page 178
 Specifying
 ▶ Page 214

Dual-Sided Bases with Rail

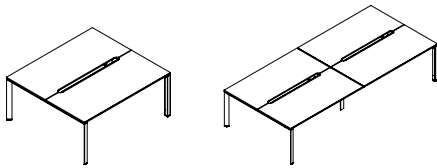
| | 48"W | 60"W | 66"W | 72"W | 78"W | 84"W | 96"W |
|------|------|------|------|------|------|------|------|
| 24"D | ● | ● | ● | ● | ● | ● | ● |
| 30"D | ● | ● | ● | ● | ● | ● | ● |

Tip: Depth dimension is for each side to centerline of 3" integrated rail.

Dual-Sided Extensions with Rail

| | 48"W | 60"W | 66"W | 72"W | 78"W | 84"W | 96"W |
|------|------|------|------|------|------|------|------|
| 24"D | ● | ● | ● | ● | ● | ● | ● |
| 30"D | ● | ● | ● | ● | ● | ● | ● |

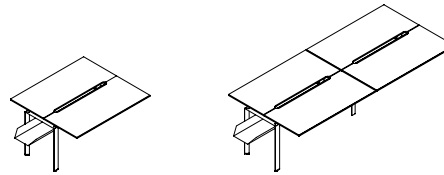
Tip: Depth dimension is for each side to centerline of 3" integrated rail.



48"W to 84"W

96"W

Understanding
 ▶ Page 182
 Specifying
 ▶ Page 216



48"W to 84"W

96"W

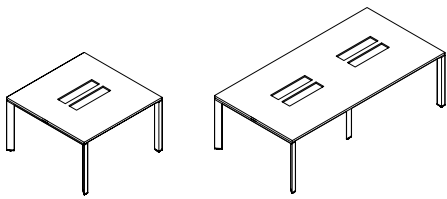
Understanding
 ▶ Page 182
 Specifying
 ▶ Page 218

Dual-Sided Bases without Rail

| | 48"W | 60"W | 66"W | 72"W | 78"W | 84"W | 96"W |
|------|------|------|------|------|------|------|------|
| 24"D | ● | ● | ● | ● | ● | ● | ● |
| 30"D | ● | ● | ● | ● | ● | ● | ● |

Dual-Sided Extensions without Rail

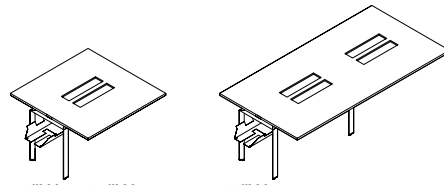
| | 48"W | 60"W | 66"W | 72"W | 78"W | 84"W | 96"W |
|------|------|------|------|------|------|------|------|
| 24"D | ● | ● | ● | ● | ● | ● | ● |
| 30"D | ● | ● | ● | ● | ● | ● | ● |



48"W to 84"W

96"W

Understanding
 ▶ Page 186
 Specifying
 ▶ Page 220



48"W to 84"W

96"W

Understanding
 ▶ Page 186
 Specifying
 ▶ Page 222

Dual-Sided Bases with Continuous Top

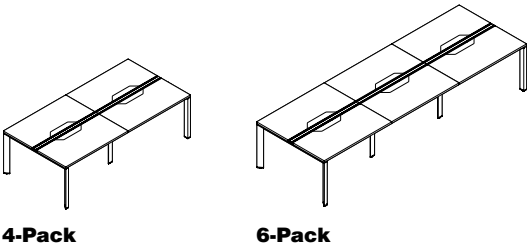
| | 48"W | 60"W | 66"W | 72"W | 78"W | 84"W | 96"W |
|------|------|------|------|------|------|------|------|
| 24"D | ● | ● | ● | ● | ● | ● | ● |
| 30"D | ● | ● | ● | ● | ● | ● | ● |

Dual-Sided Extensions with Continuous Top

| | 48"W | 60"W | 66"W | 72"W | 78"W | 84"W | 96"W |
|------|------|------|------|------|------|------|------|
| 24"D | ● | ● | ● | ● | ● | ● | ● |
| 30"D | ● | ● | ● | ● | ● | ● | ● |

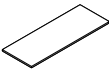
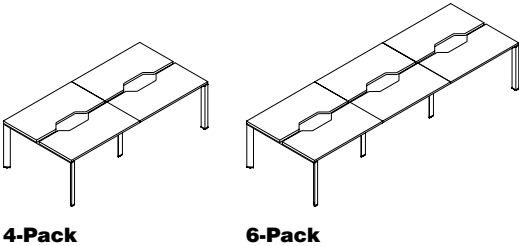
Value Package Benches with Rail

Understanding
 ▶ Page 188
 Specifying
 ▶ Page 224



Value Package Benches without Rail

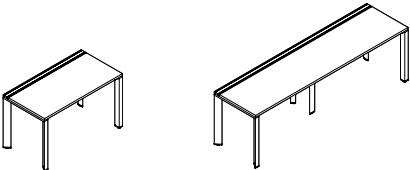
Understanding
 ▶ Page 188
 Specifying
 ▶ Page 224



Understanding
 ▶ Page 178
 Specifying
 ▶ Page 226

End Counters

| | 48"W | 60"W |
|------|------|------|
| 18"D | ● | ● |
| 24"D | ● | ● |



48"W to 84"W

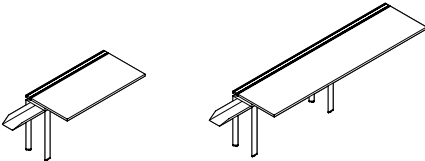
96"W

Understanding
 ▶ Page 190
 Specifying
 ▶ Page 228

Single-Sided Bases

| | 48"W | 60"W | 66"W | 72"W | 78"W | 84"W | 96"W |
|-------|------|------|------|------|------|------|------|
| 25½"D | ● | ● | ● | ● | ● | ● | ● |
| 31½"D | ● | ● | ● | ● | ● | ● | ● |

Tip: Depth dimension includes 3" integrated rail.



48"W to 84"W

96"W

Understanding
 ▶ Page 190
 Specifying
 ▶ Page 230

Single-Sided Extensions

| | 48"W | 60"W | 66"W | 72"W | 78"W | 84"W | 96"W |
|-------|------|------|------|------|------|------|------|
| 25½"D | ● | ● | ● | ● | ● | ● | ● |
| 31½"D | ● | ● | ● | ● | ● | ● | ● |

Tip: Depth dimension includes 3" integrated rail.



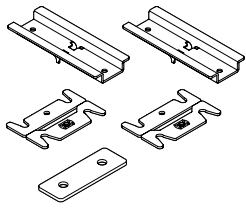
Understanding
 ▶ Page 179
 Specifying
 ▶ Page 232

Intermediate Leg Covers

| | Single-Sided | Dual-Sided |
|------|--------------|------------|
| 24"H | ● | ● |

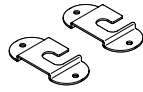


Accessories



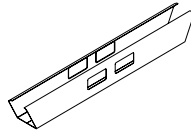
Connection Kit - Base Leg to Base Leg

Understanding
 ▶ Page 180
 Specifying
 ▶ Page 233



Floor Anchor Brackets

Understanding
 ▶ Page 180
 Specifying
 ▶ Page 233



Power Covers for Simple Tray

Understanding
 ▶ Page 179
 Specifying
 ▶ Page 234



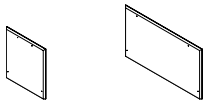
Extension Tray for Dual-Sided Benches with Simple Tray

Understanding
 ▶ Page 179
 Specifying
 ▶ Page 234



End Caps for Simple Tray

Understanding
 ▶ Page 179
 Specifying
 ▶ Page 235

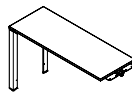


Infills

24"W 30"W 48"W 60"W

| | | | |
|---|---|---|---|
| ● | ● | ● | ● |
|---|---|---|---|

Understanding
 ▶ Page 193
 Specifying
 ▶ Page 236

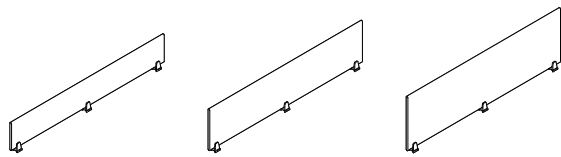


Returns

36"W 48"W 60"W

| | | | |
|------|---|---|---|
| 18"D | ● | ● | ● |
| 24"D | ● | ● | ● |
| 30"D | ● | ● | ● |
| 36"D | ● | ● | ● |

Understanding
 ▶ Page 194
 Specifying
 ▶ Page 237



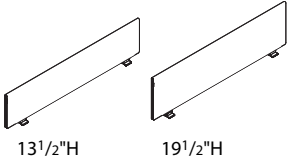
12"H 19½"H 24"H

Understanding
 ▶ Page 196
 Specifying
 ▶ Page 238

Centered Screens

36"W 42"W 48"W 60"W 66"W 72"W 78"W 84"W

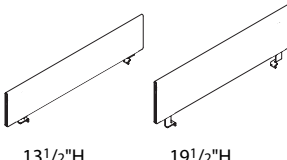
| | | | | | | | | |
|-------|---|---|---|---|---|---|---|---|
| 12"H | ● | ● | ● | ● | ● | ● | ● | ● |
| 19½"H | ● | ● | ● | ● | ● | ● | ● | ● |
| 24"H | ● | ● | ● | ● | ● | ● | | |



Understanding
 ▶ Page 197
 Specifying
 ▶ Page 240

Universal Screens for Use with FrameOne with Rail

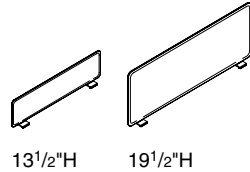
| | 24"W | 30"W | 36"W | 42"W | 48"W | 54"W | 60"W | 66"W | 72"W | 78"W | 84"W | 90"W | 96"W |
|----------|------|------|------|------|------|------|------|------|------|------|------|------|------|
| 13 1/2"H | ● | ● | ● | ● | ● | ● | ● | ● | ● | ● | ● | ● | ● |
| 19 1/2"H | ● | ● | ● | ● | ● | ● | ● | ● | ● | ● | ● | ● | ● |



Understanding
 ▶ Page 198
 Specifying
 ▶ Page 242

Universal Screens for Use with FrameOne without Rail

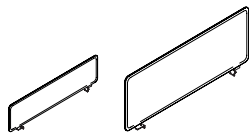
| | 48"W | 60"W | 66"W | 72"W | 78"W | 84"W | 96"W |
|----------|------|------|------|------|------|------|------|
| 13 1/2"H | ● | ● | ● | ● | ● | ● | ● |
| 19 1/2"H | ● | ● | ● | ● | ● | ● | ● |



Understanding
 ▶ Page 199
 Specifying
 ▶ Page 243

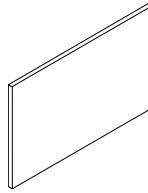
Sarto Screens for Use with FrameOne with Rail

| | 24"W | 30"W | 36"W | 42"W | 48"W | 54"W | 60"W | 66"W | 72"W | 78"W | 84"W | 90"W | 96"W |
|----------|------|------|------|------|------|------|------|------|------|------|------|------|------|
| 13 1/2"H | ● | ● | ● | ● | ● | ● | ● | ● | ● | ● | ● | ● | ● |
| 19 1/2"H | ● | ● | ● | ● | ● | ● | ● | ● | ● | ● | ● | ● | ● |



13 1/2"H 19 1/2"H

Understanding
 ▶ Page 200
 Specifying
 ▶ Page 244



Understanding
 ▶ Page 202
 Specifying
 ▶ Page 246

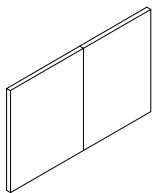
Sarto Screens for Use with FrameOne without Rail

| | 48"W | 60"W | 66"W | 72"W | 78"W | 84"W |
|----------|------|------|------|------|------|------|
| 13 1/2"H | ● | ● | ● | ● | ● | ● |
| 19 1/2"H | ● | ● | ● | ● | ● | ● |

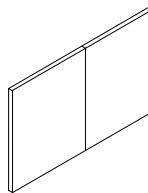
Spanning Boundary Screens For Use with Dual-Sided Bases

| | 48"W | 60"W |
|----------|------|------|
| 13 1/2"H | ● | ● |
| 25 1/2"H | ● | ● |
| 28 1/2"H | ● | ● |
| 33"H | ● | ● |
| 40 1/2"H | ● | ● |
| 48"H | ● | ● |

Tip: Widths are available parametric to 1/16" from 48"W–96"W.
Tip: Heights are available parametric to 1/16" from 13 1/2"H–48"H.
Tip: Screen height is determined by height installed less screen clearance.



Understanding
 ▶ Page 202
 Specifying
 ▶ Page 250



Understanding
 ▶ Page 202
 Specifying
 ▶ Page 254

Split Boundary Screens For Use with Dual-Sided Bases

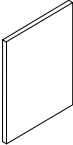
| | 48"W | 60"W |
|----------|------|------|
| 13 1/2"H | ● | ● |
| 25 1/2"H | ● | ● |
| 28 1/2"H | ● | ● |
| 33"H | ● | ● |
| 40 1/2"H | ● | ● |
| 48"H | ● | ● |

Tip: Widths are available parametric to 1/16" from 48"W–96"W.
Tip: Heights are available parametric to 1/16" from 13 1/2"H–48"H.
Tip: Screen height is determined by height installed less screen clearance.

Split Boundary Screens For Use with Dual-Sided Bases with Return

| | 36"W Return | 48"W Return | 60"W Return |
|----------|-------------|-------------|-------------|
| 13 1/2"H | ● | ● | ● |
| 25 1/2"H | ● | ● | ● |
| 28 1/2"H | ● | ● | ● |
| 33"H | ● | ● | ● |
| 40 1/2"H | ● | ● | ● |
| 48"H | ● | ● | ● |

Tip: Widths are available parametric to 1/16" from 84"W-106"W.
Tip: Heights are available parametric to 1/16" from 13 1/2"H–48"H.
Tip: Screen height is determined by height installed less screen clearance.

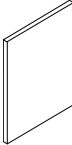


Understanding
 ▶ Page 202
 Specifying
 ▶ Page 260

Single-Sided Boundary Screens For Use with Single-Sided Bases

| | 48"W | 60"W |
|-------|------|------|
| 13½"H | ● | ● |
| 25½"H | ● | ● |
| 28½"H | ● | ● |
| 33"H | ● | ● |
| 40½"H | ● | ● |
| 48"H | ● | ● |

*Tip: Widths are available parametric to 1/16" from 24"W-96"W.
 Tip: Heights are available parametric to 1/16" from 13½"H-48"H.
 Tip: Screen height is determined by height installed less screen clearance.*



Understanding
 ▶ Page 202
 Specifying
 ▶ Page 264

Single-Sided Boundary Screens For Use with Single-Sided Base with Return

| | 36"W Return | 48"W Return | 60"W Return |
|-------|-------------|-------------|-------------|
| 13½"H | ● | ● | ● |
| 25½"H | ● | ● | ● |
| 28½"H | ● | ● | ● |
| 33"H | ● | ● | ● |
| 40½"H | ● | ● | ● |
| 48"H | ● | ● | ● |

*Tip: Widths are available parametric to 1/16" from 60"W-90"W.
 Tip: Heights are available parametric to 1/16" from 13½"H-48"H.
 Tip: Screen height is determined by height installed less screen clearance.*



Understanding
 ▶ Page 209
 Specifying
 ▶ Page 269

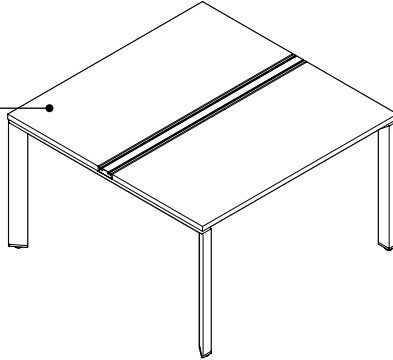
Divisio Side Screen

| | 29½"D |
|-------|-------|
| 11⅝"H | ● |

Overview of FrameOne with Rail

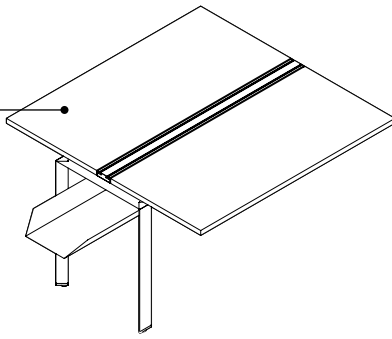
Dual-sided base units

include an integrated rail and legs. Overall depths are 48"D or 60"D. Widths range from 48"W to 96"W. Dual-sided base units can be used independently or combined with dual-sided extensions to lengthen the bench.

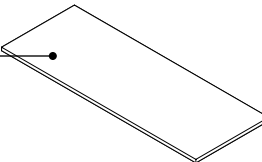


Dual-sided extension units

include an integrated rail and an intermediate leg, and connect to dual-sided base units. Dual-sided extensions can be added to each other to lengthen the bench. Dual-sided extensions are offered in the same dimensions as the dual-sided base units.

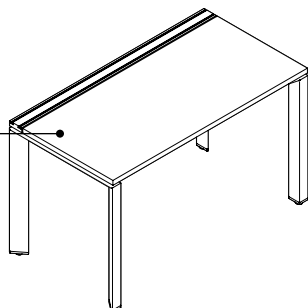


End counters can be placed at either end of a dual-sided base or extension unit, and allow a place for printers, additional touch-down space for users, etc. End counters are available 18"D or 24"D and 48"W or 60"W.



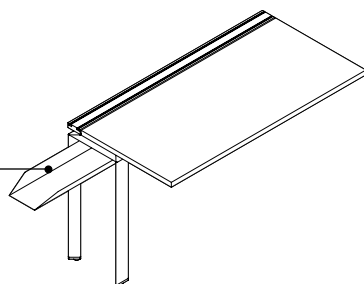
Single-sided base units

include an integrated rail and legs, and are available in two depths – 25½"D or 31½"D. Widths range from 48"W to 96"W. Single-sided base units can be used independently or combined with single-sided extensions to lengthen the bench. Single-sided base units can also be used between dual-sided units to get around a column.



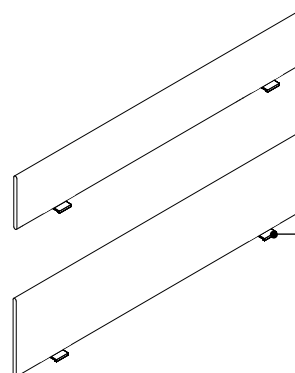
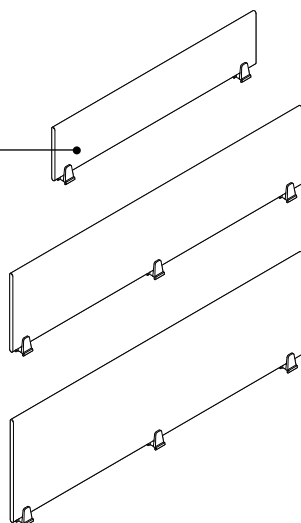
Single-sided extension units

include an integrated rail and an intermediate leg, and connect to a single-sided base unit. Single-sided extensions can be added to each other to lengthen the bench. Dimensions are the same as single-sided base units.



Centered screens

are mounted to the rail on both dual- and single-sided base and extension units. 12"H and 19½"H screens have widths of 48"W to 84"W. 24"H screens have widths of 48"W to 72"W.



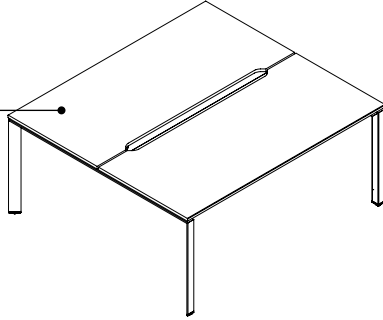
Universal screens

are mounted with bayonets to the rail on both dual- and single-sided base and extension units. 13½"H and 19½"H screens have widths of 24"W-96"W.

Overview of FrameOne without Rail

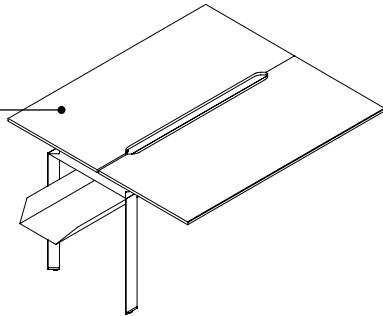
Dual-sided base units

include two end legs. Overall depths are 48"D or 60"D. Widths range from 48"W to 96"W. Dual-sided base units can be used independently or combined with dual-sided extensions to lengthen the bench.

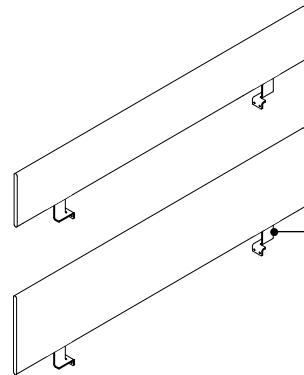
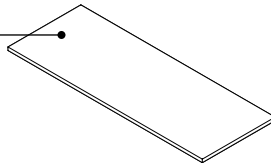


Dual-sided extension units

include an intermediate leg and connect to dual-sided base units. Dual-sided extensions can be added to each other to lengthen the bench. Dual-sided extensions are offered in the same dimensions as the dual-sided base units.



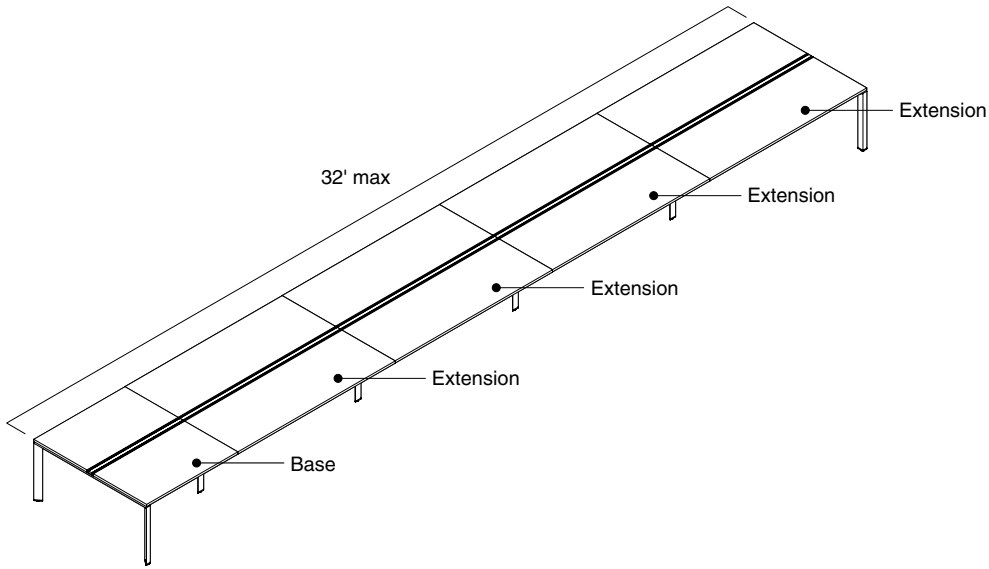
End counters can be placed at either end of a dual-sided base or extension unit, and allow a place for printers, additional touch-down space for users, etc. End counters are available 18"D or 24"D and 48"W or 60"W.



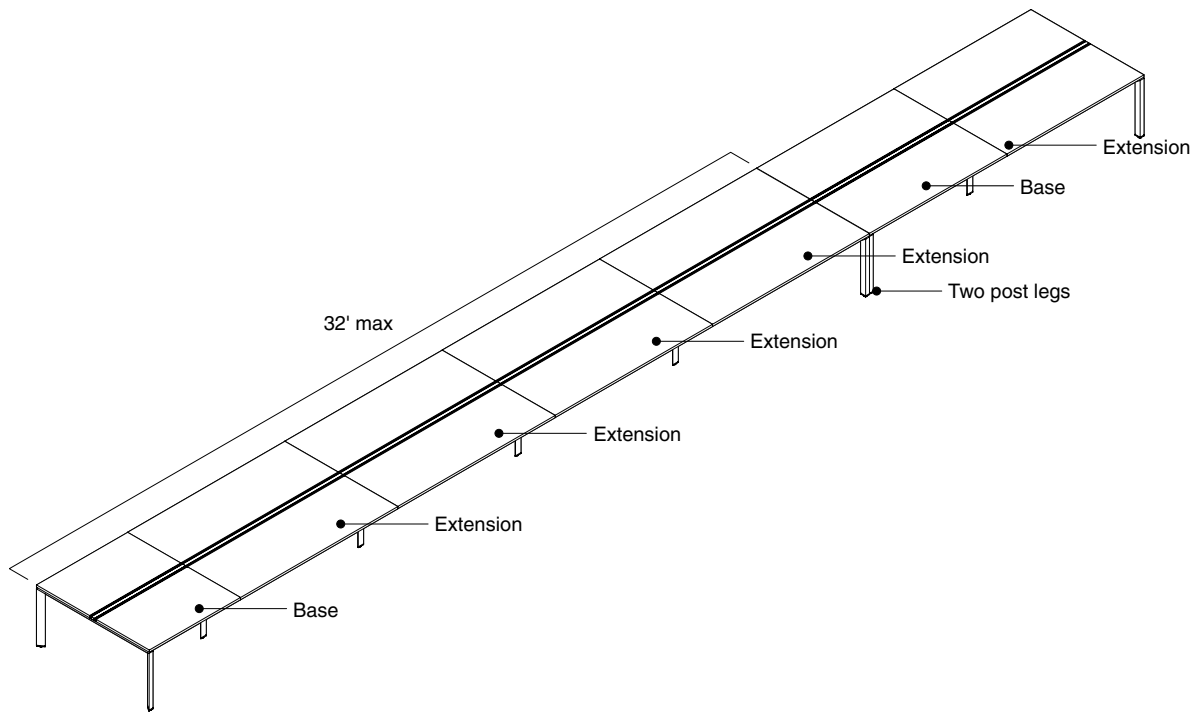
Universal screens

are mounted with bayonets to the dual-sided base and extension units. 13½"H and 19½"H screens have widths of 24"W–96"W.

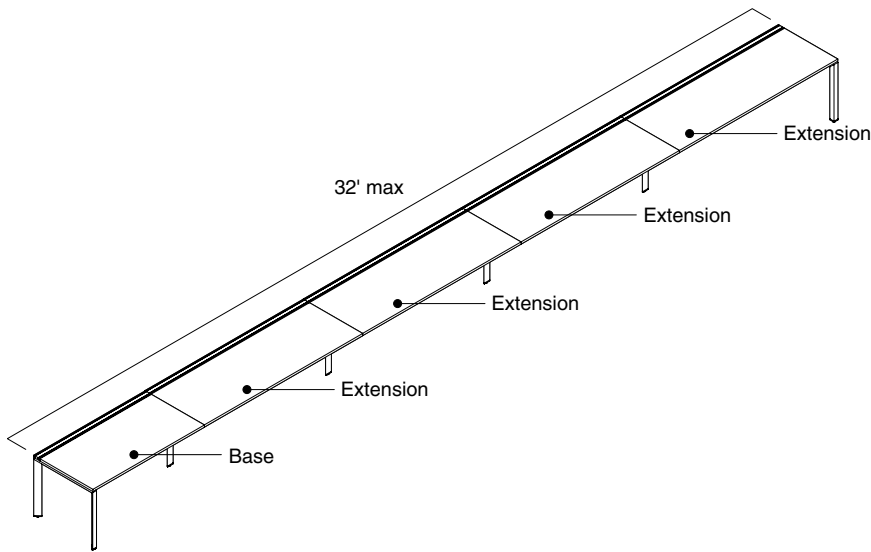
Stability Guidelines



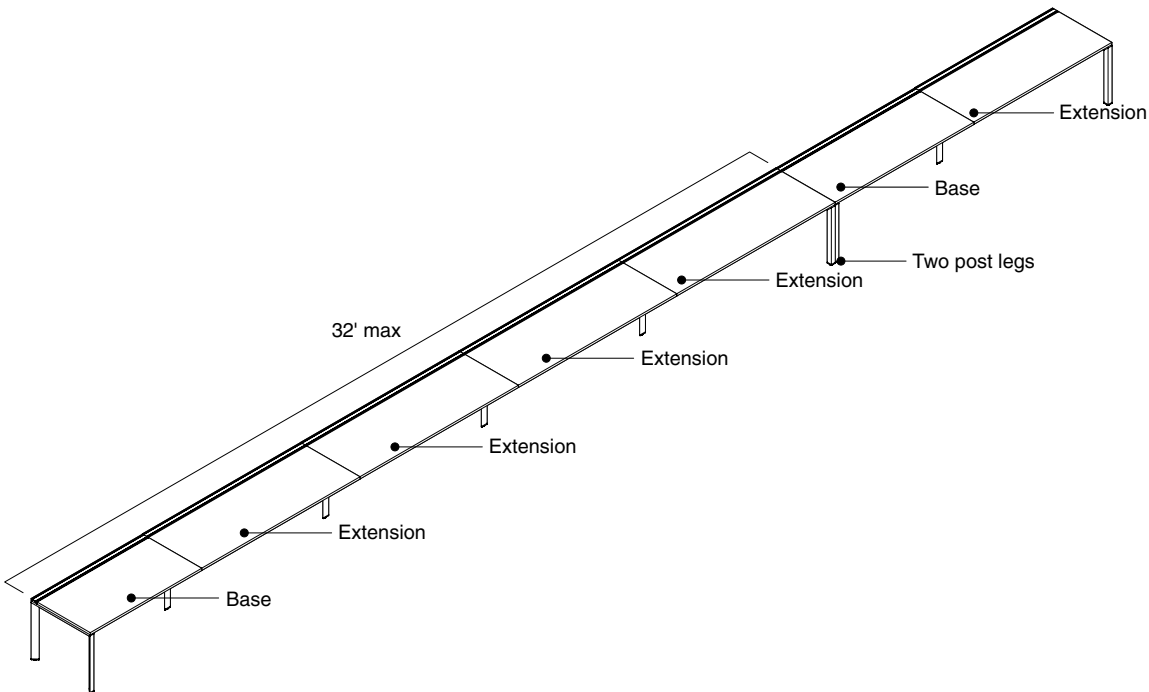
Maximum run of dual-sided base and extensions is 32'.



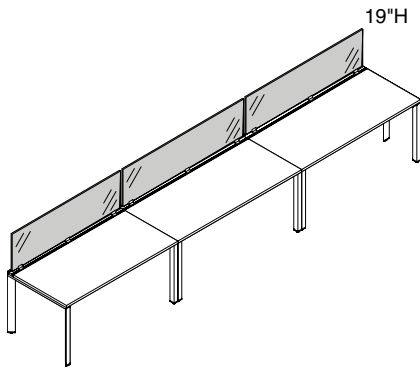
If dual-sided run is longer than 32', a base is required mid run. One connection kit (base leg to base leg) must be ordered to connect the two post (or loop) legs together.



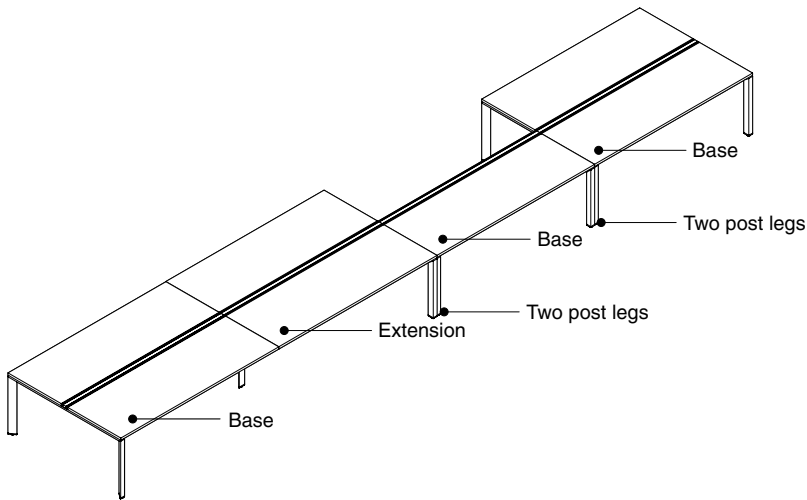
Maximum run of single-sided base and extensions is 32'.



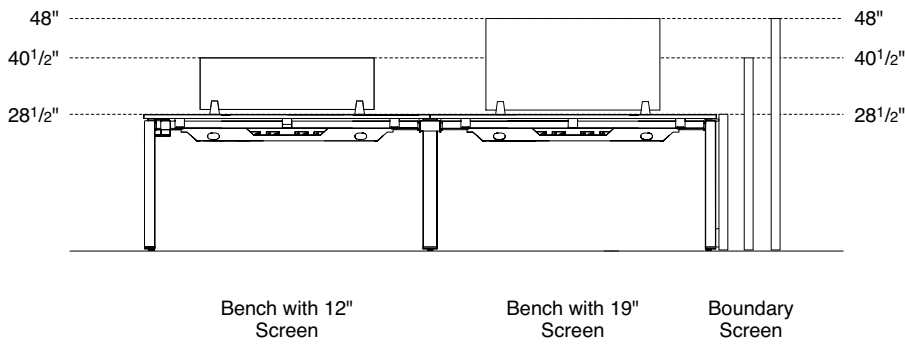
If single-sided run is longer than 32', a base is required mid run. One connection kit (base leg to base leg) must be ordered to connect the two post (or loop) legs together.



If specifying a 24\"D single-sided unit with 19\"H glass screens, you must specify a run with all base units. No extension units are permitted with 24\"D single-sided units with 19\"H glass screens. Extension units may be used with 12\"H glass screens.



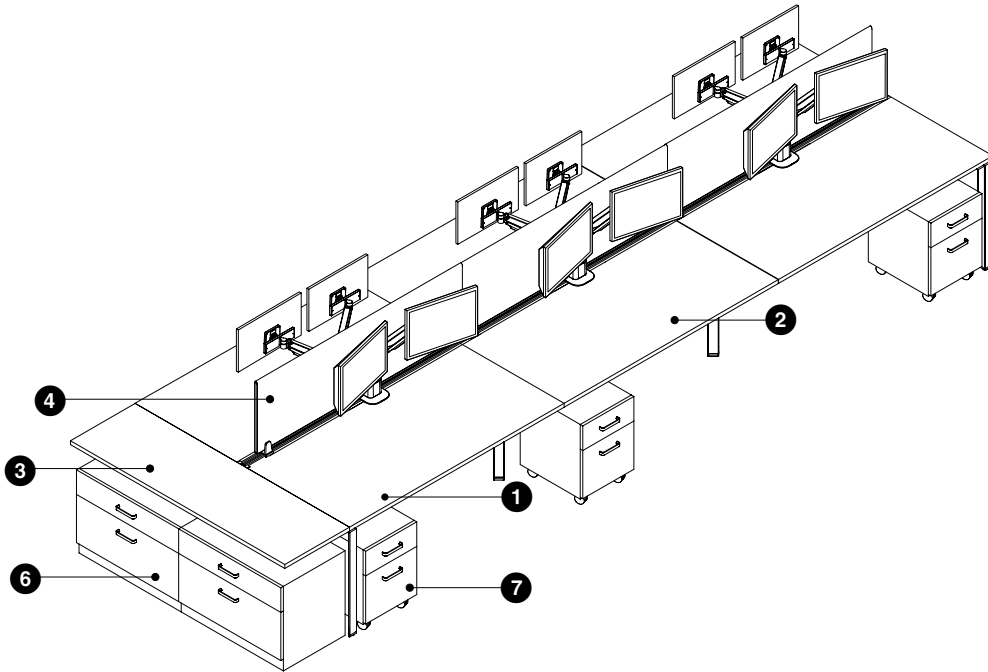
A single-sided base allows efficient planning, providing the ability to work around architectural obstructions. Two connection kits (base leg to base leg) must be ordered to connect the dual-sided post (or loop) legs to the single-sided post (or loop) legs.



Horizontal Sight Lines

Sight lines are the imaginary lines that run through the vertical space, creating the horizontal continuity that relates the different components to one another and the system as a whole. There are three significant sight lines in the horizontal visual field of aesthetic. The height of the bench at 28½", the height with the 12" screen at 40½", and the height with the 19½" screen at 48".

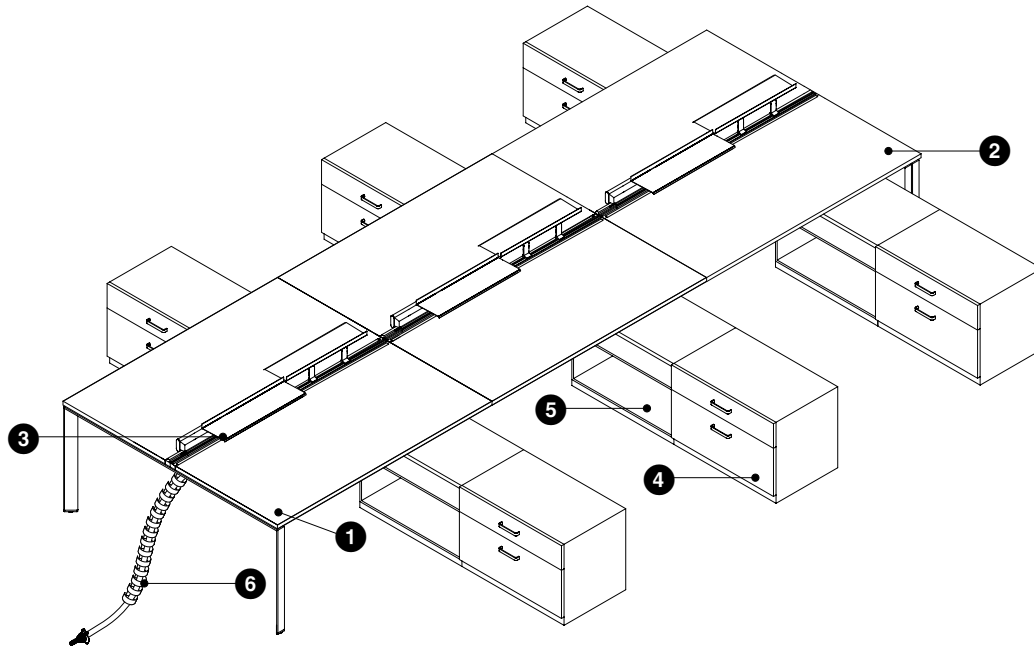
Thought Starters



Thought Starter 1—Resident

Recommended Components

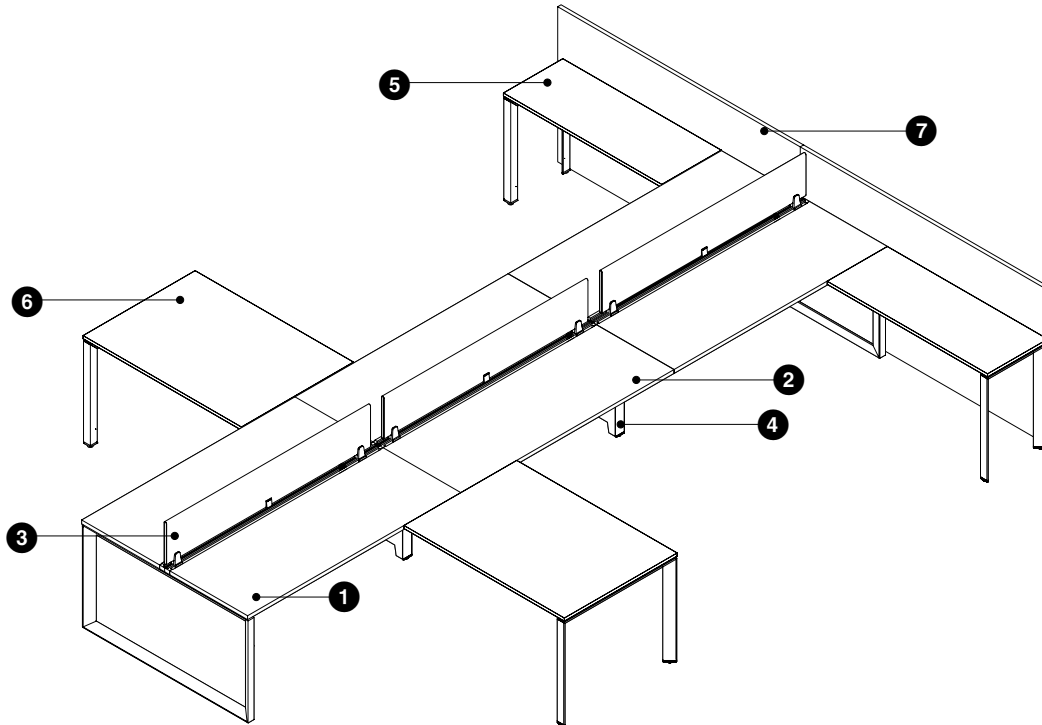
| | Quantity | Style Number | Description | Option |
|---|----------|-------------------|--|--|
| 1 | 1 | FMBDS3072 | 30"D x 72"W Dual-Sided Base | Power and Data Access Door, Lower Tray |
| 2 | 2 | FMEDS3072 | 30"D x 72"W Dual-Sided Extension | Power and Data Access Door, Lower Tray |
| 3 | 1 | FMCS2460 | 24"D x 60"W End Counter | |
| 4 | 3 | FMSC7219 | 19"H x 72"W Centered Screen | |
| | 1 | FMAS | Screen Aligners, Package of 10 | |
| 6 | 2 | RLF24301BP | 22"H x 30"W Universal 1.5 H Lateral File, Proud Front, Drawer/Drawer | |
| 7 | 6 | RPM2421CP | 21"H x 15"W Universal Mobile Pedestal, Proud Front, Box/File | |
| | 3 | FMVPBH | Modular Power Block—High Capacity | |
| | 2 | FMVH54 | 54"L Modular Harness | |
| | 24 | FMVRD | Duplex Receptacle | |
| | 1 | FMVM | Modular Junction Box Faceplate | |
| | 1 | FMVH72 | 72"L Modular Harness | |



Thought Starter 2A—Functional Group

Recommended Components

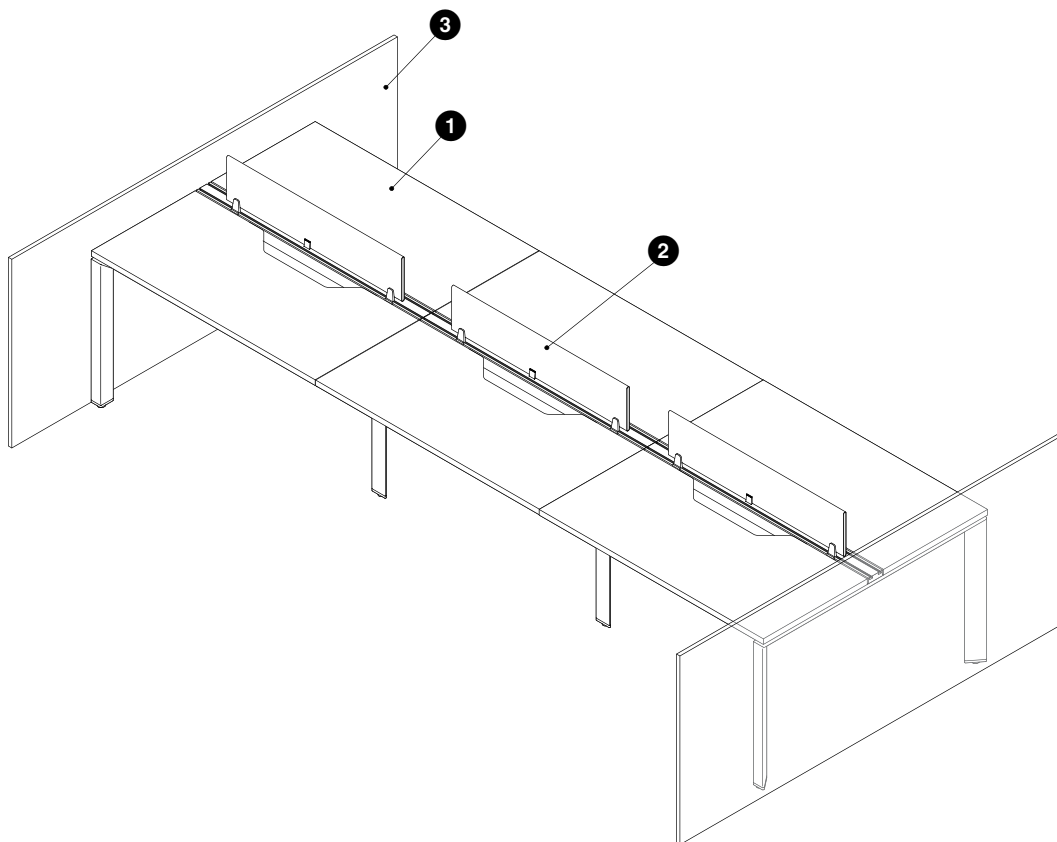
| | Quantity | Style Number | Description | Option |
|---|----------|-------------------|--|------------|
| ① | 1 | FMBDS3078 | 30"D x 78"W Dual-Sided Base | Lower Tray |
| ② | 2 | FMEDS3078 | 30"D x 78"W Dual-Sided Extension | Lower Tray |
| ③ | 6 | DSS246 | 6"D x 24"W SOTO Shelf | |
| ④ | 6 | RLF18301BP | 22"H x 30"W Universal 1.5 H Lateral File, Proud Front, Drawer/Drawer | |
| ⑤ | 6 | RLF18301AP | 22"H x 30"W Universal 1.5 H Lateral File, Proud Front, Open/Open | |
| ⑥ | 1 | FMVC | Vertebral Riser | |
| | 1 | FMVI12H | Hardwire-to-Modular Power Infeed | |



Thought Starter 2B—Functional Group

Recommended Components


| | Quantity | Style Number | Description | Option |
|---|----------|-------------------|--|----------------------|
| 1 | 1 | FMBDS3078 | 30"D x 78"W Dual-Sided Base | Loop Leg, Lower Tray |
| 2 | 2 | FMEDS3078 | 30"D x 78"W Dual-Sided Extension | |
| 3 | 3 | FMSC7212 | 12"H x 72"W Centered Screen | |
| 4 | 2 | FMLCD | Intermediate Leg Cover | |
| | 1 | FMVM | Modular Junction Box Faceplate | |
| | 1 | FMVH72 | 72"L Modular Harness | |
| | 3 | FMVPBS | Modular Power Block—Standard Capacity | |
| | 2 | FMVH69 | 69"L Modular Harness | |
| | 12 | FMVRD | Duplex Receptacle | |
| 5 | 2 | FMRT1836 | Return, 18"D x 36"W | |
| 6 | 2 | FMRT3636 | Return, 36"D x 36"W | |
| 7 | 1 | FMDUALSPTR | 40½"H Split Boundary Screen for use with 30"D Dual-Sided Base and Two 36"W Returns | |



Thought Starter 3—Nomad

Recommended Components

| | Quantity | Style Number | Description |
|---|----------|-------------------|--|
| ① | 1 | FMV6PK3060 | Value Package Bench, 6-Pack, 30 x 60 |
| ② | 3 | FMSC4812 | Centered Screen - 48"W x 12"H |
| | 12 | FMVRD | Duplex Receptacle |
| | 3 | FMVPBS | Modular Power Block - Standard Capacity |
| | 2 | FMVH51 | 51"L Modular Harness |
| | 1 | FMVH72 | 72"L Modular Harness |
| | 1 | FMVM | Modular Faceplate |
| ③ | 1 | FMDUALSPN | 40 ¹ / ₂ "H Spanning Boundary Screen for use with Dual-Sided Base with Two 18" Overhangs |



Thought Starter 4—Project Team

Recommended Components

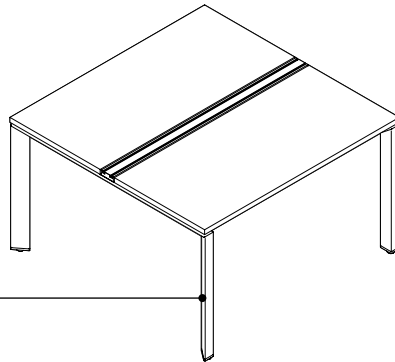
| | Quantity | Style Number | Description |
|---|----------|------------------|--|
| ❶ | 1 | FMBDC3060 | 30 x 60 Dual-Sided Base with Continuous Top |
| ❷ | 1 | FMEDC3060 | 30 x 60 Dual-Sided Extension with Continuous Top |
| ❸ | 2 | FMCS1860 | 18"D x 60"W End Counter |
| | 2 | FMVPBS | Modular Power Block – Standard Capacity |
| | 8 | FMVRD | Duplex Receptacle |
| | 1 | FMVH51 | 51"L Modular Harness |
| | 1 | FMVI12H | Hardwire to Modular Power Infeed |

Understanding FrameOne

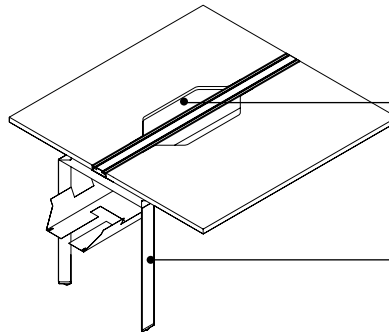
| | |
|---|------------|
| Dual-Sided Bases, Dual-Sided Extensions, and End Counters with Rail | 178 |
| Dual-Sided Bases, Dual-Sided Extensions, and End Counters without Rail | 182 |
| Dual-Sided Bases and Extensions with Continuous Top | 186 |
| Value Package Benches with and without Rail | 188 |
| Single-Sided Bases and Single-Sided Extensions | 190 |
| Infills | 193 |
| Returns | 194 |
| Centered Screens | 196 |
| Universal Screens for Use with FrameOne with Rail | 197 |
| Universal Screens for Use with FrameOne without Rail | 198 |
| Sarto Screens for Use with FrameOne with Rail | 199 |
| Sarto Screens for Use with FrameOne without Rail | 200 |
| Boundary Screens | 202 |
| Divisio Side Screen | 209 |

Dual-Sided Bases, Dual-Sided Extensions, and End Counters with Rail

Dual-sided bases and extensions connect together to create benching applications. Overall depths are 48"D or 60"D. Surfaces are 3/4"-thick with a wood core and are supported by a frame and legs. Widths range from 48"W to 96"W.
 ▶ Specifying, page 212



Post or loop legs are available with dual-sided base units. Post legs come standard and loop legs are available as an option. Legs are fixed-height with top of surface at 28 1/2"H.

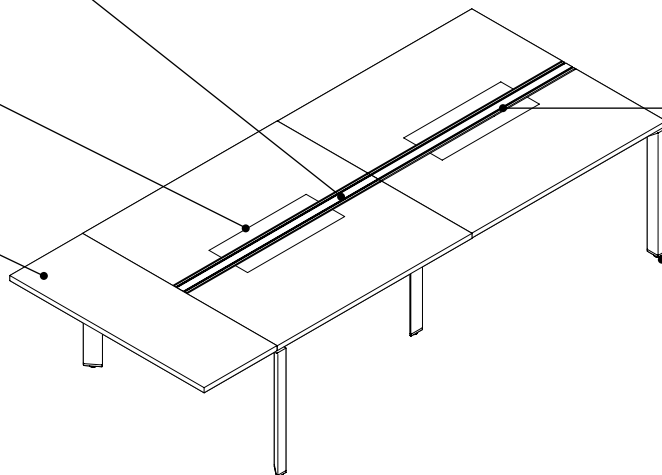


Cutout is optional on dual-sided base and extension units.

Integrated rail is located in center of dual-sided base and extension units and allows for the mounting of centered screens, monitor arms, lights, power strips, and other worktools.

Intermediate leg is included with dual-sided extension units. Leg is fixed-height with the top of surface at 28 1/2"H. Leg supports adjacent surface.

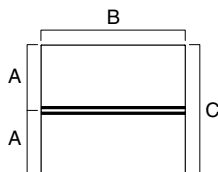
Power and data access door is optional on dual-sided base and extension units.



1/2" gap between rail and surface accommodates worktools and cords.

End counters are available in 18"D or 24"D, and widths of 48"W and 60"W. They can be added to the end of a dual-sided bench to provide additional surface space for printers, additional touchdown space for users, etc.

Leg glides have 1 3/8" of adjustment for uneven floors.

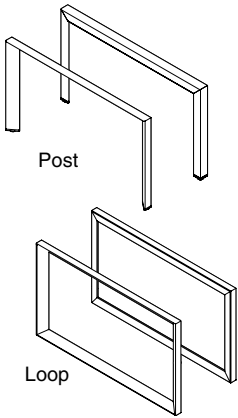


Actual Dimensions

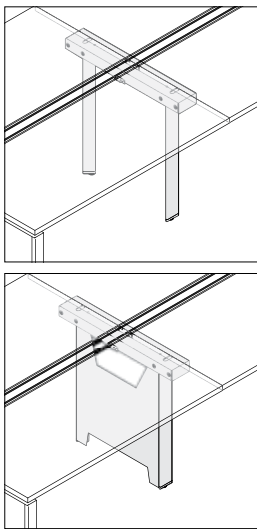
| | |
|------------------|---|
| A | 24" or 30" (to centerline of integrated rail) |
| B | 48", 60", 66", 72", 78", 84", or 96" |
| C | 48" or 60" |
| Thickness | 3/4" |

Tip: Actual worksurface depths are 22" and 28".

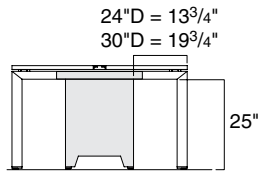
Product Details



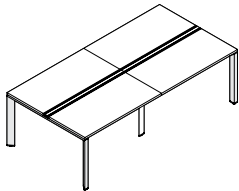
Two leg types are available on dual-sided base units. Post is the standard, and loop leg is optional. A pair of legs is included with each unit.



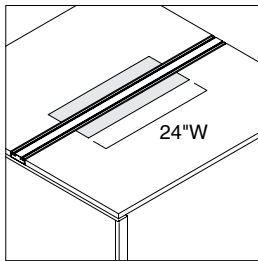
Intermediate leg is included and used on dual-sided extension units. Leg covers are available to provide a different visual and to conceal power/data infeeds at this location. Lower trays or simple trays are recommended when leg covers are used.



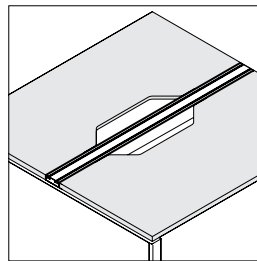
24\"/>



Dual-sided base units include two legs. The second leg is used at the end of the bench or when 32' has been reached.
▶ See *Stability Guidelines*, page 168, for more information.

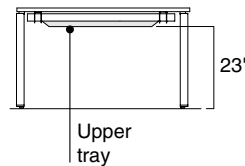


Power and data access door is optional on all dual-sided base and dual-sided extension surfaces. One door is centered on the surface and allows user access to power and data outlets as well as cord management. When optioned on 96\"/>

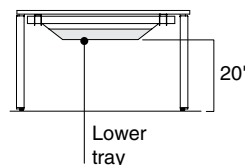


Cutouts are optional on all dual-sided base and dual-sided extension surfaces. One cutout is centered on the surface and allows user access to power and data outlets, as well as cord management. When optioned on 96\"/>

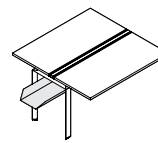
Trays are available on dual-sided base and extension units. There are three tray options.



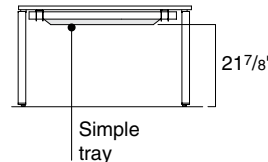
Upper tray is standard and provides under the surface cord management, data termination, and conceals the power blocks and conduit.



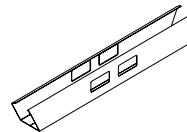
The lower tray is optional and always used in conjunction with an upper tray. It is intended for use when voice/data cables are being routed. It conceals data cables creating a clean visual.



Dual-sided extension units include an extension tray when lower tray is optioned.



Simple tray is optional in place of upper or upper and lower trays. Simple tray accommodates standard capacity power only.



Power covers can be added to simple trays to provide a decorative trim around receptacles. Power covers are available for dual- and single-sided applications.

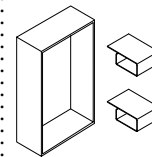
If power covers are not selected, any connection points on modular power blocks not being used by a harness, infeed, or connector must be filled with dust covers. Order style number FMVBK.



End caps can be added to simple trays and are sold in pairs. End caps are painted metal.



Extension trays conceal conduit or wires between two extensions, or a base and an extension, using simple trays. They also allow for wires or conduit to be brought up through the bottom. Extension trays can be added to 96\"/>

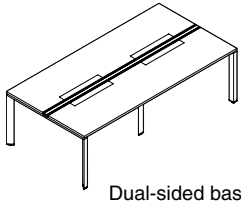


Data kit provides cable management and data termination. A data termination box and two pieces of wire manager are included.

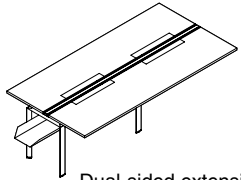
Data box and wire managers attach to inside of tray with VHB adhesive. The data box is compatible with NEMA/Decora style data plates.

Data kit is recommended for use with simple trays only.

Omit trays is an option if trays are not needed. However, if power and data access door or cutout is selected, a tray is required. *Tip: It is not recommended to mix tray types within one run of benches.*

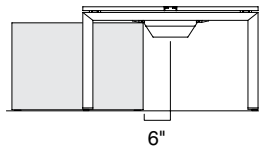


Dual-sided base

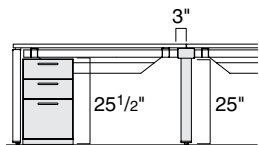


Dual-sided extension

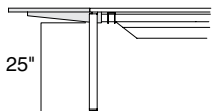
96"W dual-sided base and extension units include two 48"W frames and two 96"W surfaces. If power and data access door is selected, each 96"W surface will have two doors.



Storage must be at least 6" from centerline when trays are used.

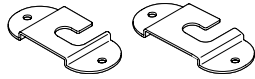


Storage can nest under the bench. The clearance is 25 1/2". Except when within 3" of an intermediate leg, the clearance is 25".

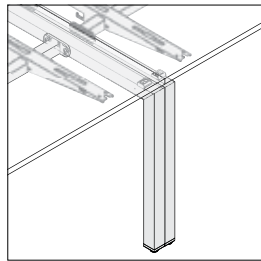


Storage can nest under end counters. There is 25" of clearance under cantilever.

Connections



Floor anchor brackets (FMFA) are available to secure a dual-sided base to the floor to prevent movement for power infeed applications as dictated by local codes. Brackets are typically only used when the dual-sided unit is not connected to an extension.



Base leg to base leg connection kit is required when two dual-sided base legs are adjacent to each other or when transitioning from a dual-sided base unit to a single-sided base unit. Connection occurs at the top of the legs, under the surface, and at the glide location.

Wiring and Cabling

Modular power, in a dual-sided base or extension unit without trays, must be secured with a strain relief bracket. Order style number FMVBK for each unit.

Power components are ordered separately.

Surface Materials

Surfaces

- Laminate
- Veneer

Edge

- Plastic

Legs

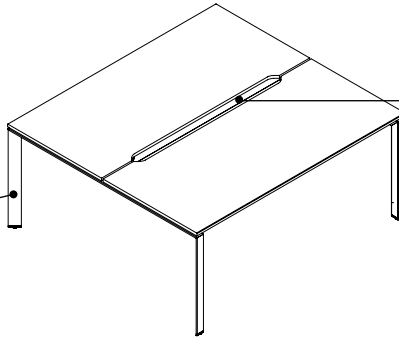
- Paint

Power and data access door

- Paint
- Anodized aluminum

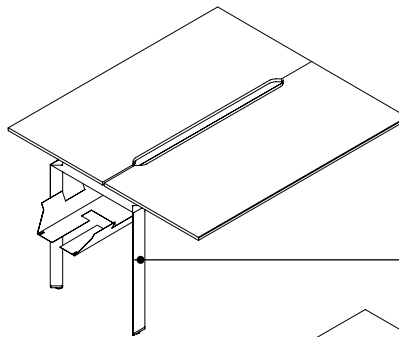
Dual-Sided Bases, Dual-Sided Extensions, and End Counters without Rail

Dual-sided bases and extensions connect together to create benching applications. Overall depths are 48"D or 60"D. Surfaces are 3/4"-thick with a wood core and are supported by a frame and legs. Widths range from 48"W to 96"W.
 ▶ Specifying, page 216

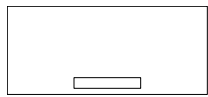


Post or loop legs are available with dual-sided base units. Post legs come standard and loop legs are available as an option. Legs are fixed-height with top of surface at 28 1/2"H.

Scallop is standard on dual-sided base and extension units and allows for surface mounting of monitor arms, lights, power strips, and other worktools.

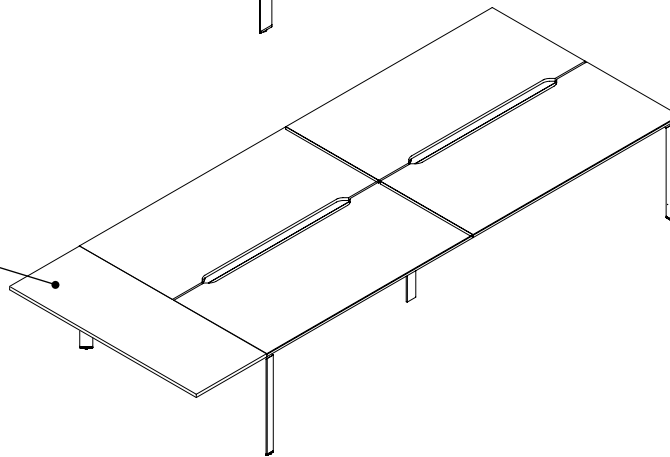


Cutout is optional on dual-sided base and extension units.



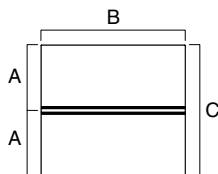
Power and data access door is optional on dual-sided base and extension units.

Intermediate leg is included with dual-sided extension units. Leg is fixed-height with the top of surface at 28 1/2"H. Leg supports adjacent surface.



Leg glides have 1 3/8" of adjustment for uneven floors.

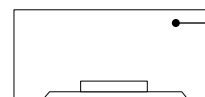
End counters are available in 18"D or 24"D, and widths of 48"W and 60"W. They can be added to the end of a dual-sided bench to provide additional surface space for printers, additional touchdown space for users, etc.



Actual Dimensions

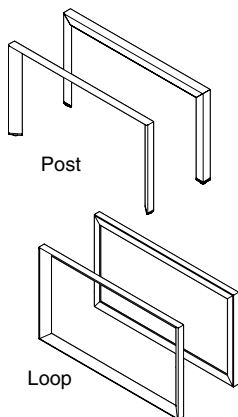
| | |
|------------------|--------------------------------------|
| A | 24" or 30" (to centerline of bench) |
| B | 48", 60", 66", 72", 78", 84", or 96" |
| C | 48" or 60" |
| Thickness | 3/4" |

Tip: Actual worksurface depths are 23" and 29".

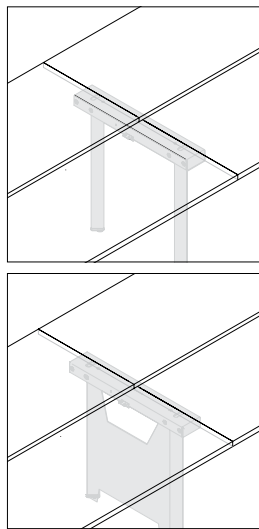


Scallop with power and data access door is optional on dual-sided base and extension units.

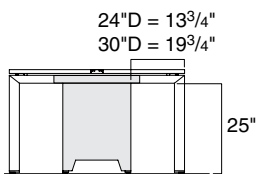
Product Details



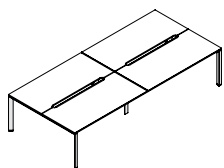
Two leg types are available on dual-sided base units. Post is the standard, and loop leg is optional. A pair of legs is included with each unit.



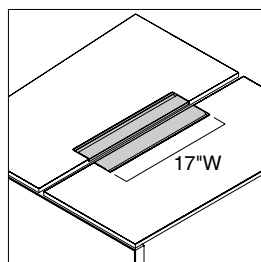
Intermediate leg is included and used on dual-sided extension units. Leg covers are available to provide a different visual and to conceal power/data infeeds at this location. Lower trays or simple trays are recommended when leg covers are used.



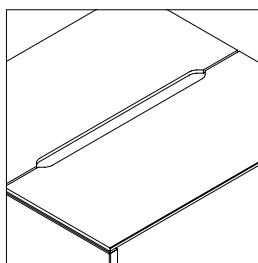
24\"/>



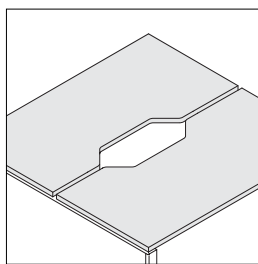
Dual-sided base units include two legs. The second leg is used at the end of the bench or when 32' has been reached.
▶ See *Stability Guidelines*, page 168, for more information.



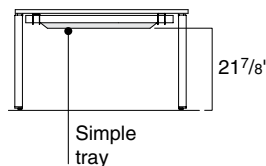
Power and data access door is optional on all dual-sided base and dual-sided extension surfaces. One door is centered on the surface and allows user access to power and data outlets as well as cord management. When optioned on 96\"/>



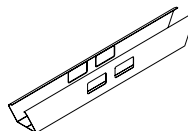
Scallops are standard on all dual-sided base and dual-sided extension surface without a rail. One scallop is centered on the surface and allows surface mounting of monitor arms, lights, power strips, and other worktools. When optioned on 96\"/>



Cutouts are optional on all dual-sided base and dual-sided extension surfaces. One cutout is centered on the surface and allows user access to power and data outlets, as well as cord management. When optioned on 96\"/>



Simple tray is standard on dual-sided base and extension units without rail. Simple tray accommodates standard capacity power only.



Power covers can be added to simple trays to provide a decorative trim around receptacles. Power covers are available for dual- and single-sided applications.

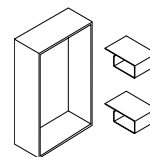
If power covers are not selected, any connection points on modular power blocks not being used by a harness, infeed, or connector must be filled with dust covers. Order style number FMVBK.



End caps can be added to simple trays and are sold in pairs. End caps are painted metal.



Extension trays conceal conduit or wires between two extensions, or a base and an extension, using simple trays. They also allow for wires or conduit to be brought up through the bottom. Extension trays can be added to 96\"/>

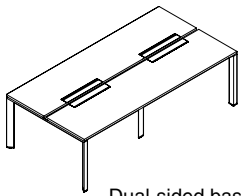


Data kit provides cable management and data termination. A data termination box and two pieces of wire manager are included.

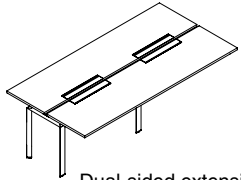
Data box and wire managers attach to inside of tray with VHB adhesive. The data box is compatible with NEMA/Decora style data plates.

Data kit is recommended for use with simple trays only.

Omit trays is an option if trays are not needed. However, if power and data access door or cutout is selected, a tray is required.
Tip: It is not recommended to mix tray types within one run of benches.

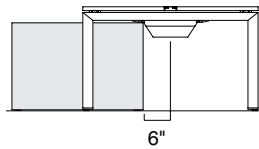


Dual-sided base

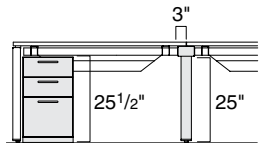


Dual-sided extension

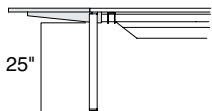
96"W dual-sided base and extension units include two 48"W frames and two 96"W surfaces. If power and data access door is selected, each 96"W surface will have two doors.



Storage must be at least 6" from centerline when trays are used.

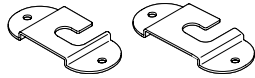


Storage can nest under the bench. The clearance is 25 1/2". Except when within 3" of an intermediate leg, the clearance is 25".



Storage can nest under end counters. There is 25" of clearance under cantilever.

Connections



Floor anchor brackets are available to secure a dual-sided base to the floor to prevent movement for power infeed applications as dictated by local codes. Brackets are typically only used when the dual-sided unit is not connected to an extension.

Surface Materials

Surfaces

- Laminate
- Veneer

Edge

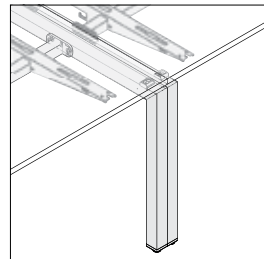
- Plastic

Legs

- Paint

Power and data access door

- 4799 Platinum Metallic
- 7207 Black
- 7241 Arctic White
- 7360 Merle
- Anodized aluminum



Base leg to base leg connection kit

is required when two dual-sided base legs are adjacent to each other or when transitioning from a dual-sided base unit to a single-sided base unit. Connection occurs at the top of the legs, under the surface, and at the glide location.

Wiring and Cabling

Modular power, in a dual-sided base or extension unit without trays, must be secured with a strain relief bracket. Order style number FMVBK for each unit.

Power components are ordered separately.

Dual-Sided Bases and Extensions with Continuous Top

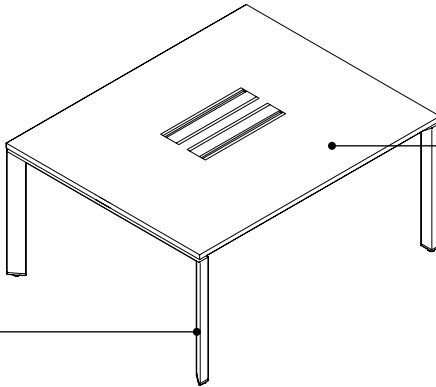
Dual-sided bases and extensions with continuous top are ideal for collaborative applications, like project teams and meeting rooms.

Dual-sided bases and extensions with continuous top connect together to create benching applications. Overall depths are 48"D or 60"D. Surfaces are 3/4"-thick with a wood core and are supported by a frame and legs. Widths range from 48"W to 96"W.
 ▶ Specifying, page 220

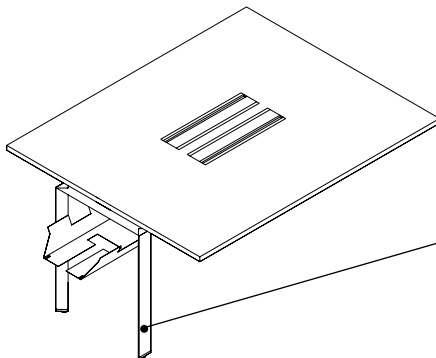
Post or loop legs are available with dual-sided base units. Post legs come standard and loop legs are available as an option. Legs are fixed-height with top of surface at 28 1/2"H.

Power and data access doors are standard on dual-sided base and extension units with continuous top.

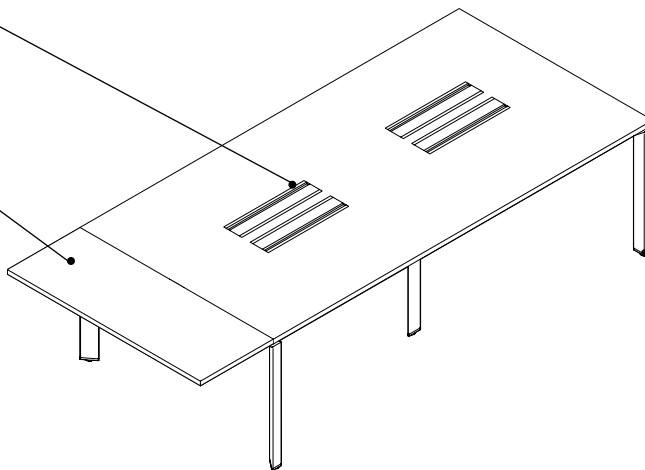
End counters are available in 18"D or 24"D, and widths of 48"W and 60"W. They can be added to the end of a continuous top bench to inset the leg and accommodate a larger group.



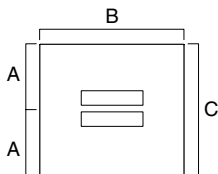
Dual-sided bases and extensions with continuous top do not have a center rail.



Intermediate leg is included with dual-sided extension units. Leg is fixed-height with the top of surface at 28 1/2"H. Leg supports adjacent surface.



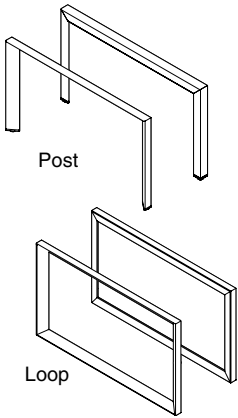
Leg glides have 1 3/8" of adjustment for uneven floors.



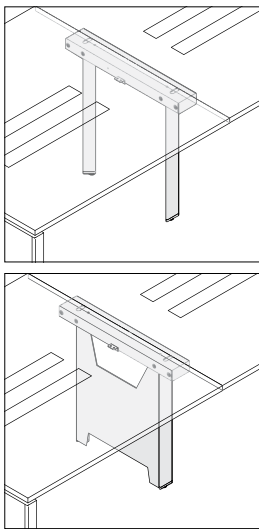
Actual Dimensions

| | |
|------------------|--------------------------------------|
| A | 24" or 30" (to centerline) |
| B | 48", 60", 66", 72", 78", 84", or 96" |
| C | 48" or 60" |
| Thickness | 3/4" |

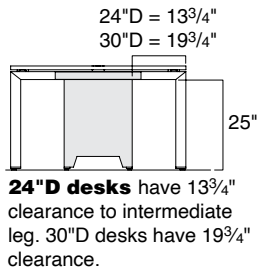
Product Details



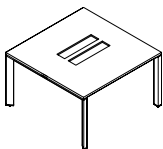
Two leg types are available on dual-sided base units. Post is the standard, and loop leg is optional. A pair of legs is included with each unit.



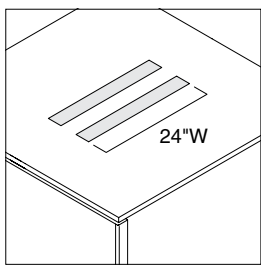
Intermediate leg is included and used on dual-sided extension units. Leg covers are available to provide a different visual and to conceal power/data infeeds at this location.



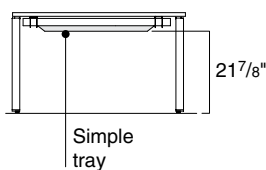
24\"/>



Dual-sided base units include two legs. The second leg is used at the end of the bench or when 32' has been reached.
 ▶ See *Stability Guidelines*, page 168, for more information.

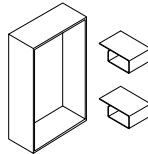


Power and data access door is standard on all dual-sided base and dual-sided extension surfaces with continuous top. Two doors are centered on the surface and allow user access to power and data outlets as well as cord management. When optioned on 96\"/>



Simple tray is standard on benches with continuous top and includes power covers. Bases include one pair of end caps. Extensions include extension tray.

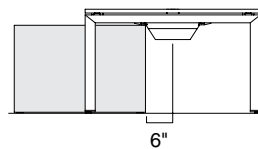
Simple tray accommodates standard capacity power only.



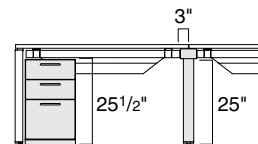
Data kit provides cable management and data termination. A data termination box and two pieces of wire manager are included.

Data box and wire managers attach to inside of tray with VHB adhesive. The data box is compatible with NEMA/Decora style data plates.

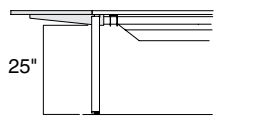
Data kit is recommended for use with simple trays only.



Storage must be at least 6\"/>

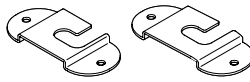


Storage can nest under the bench. The clearance is 25 1/2\"/>

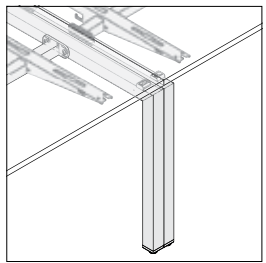


Storage can nest under end counters. There is 25\"/>

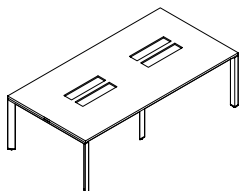
Connections



Floor anchor brackets (FMFA) are available to secure a dual-sided base to the floor to prevent movement for power infeed applications as dictated by local codes. Brackets are typically only used when the dual-sided unit is not connected to an extension.



Base leg to base leg connection kit is required when two dual-sided base legs are adjacent to each other or when transitioning from a dual-sided base unit to a single-sided base unit. Connection occurs at the top of the legs, under the surface, and at the glide location.



96\"/>

Wiring and Cabling

Power components are ordered separately.

Surface Materials

Surfaces

- Laminate
- Veneer

Edge

- Plastic

Legs

- Paint

Power and data access door

- Paint
- Anodized aluminum

Value Package Benches with and without Rail

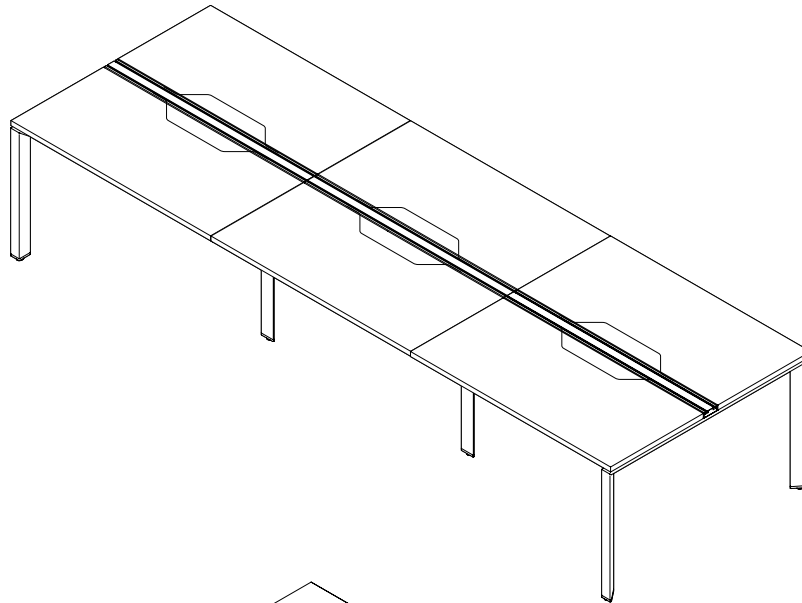
Value package

benches offer FrameOne bench features at a lower price than when selected individually.

Value package

benches are available in four or six packs with and without the rail. Benches are dual sided in overall depths of 48" or 60". Benches include a base with legs, and the appropriate number of extensions and intermediate legs.

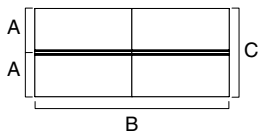
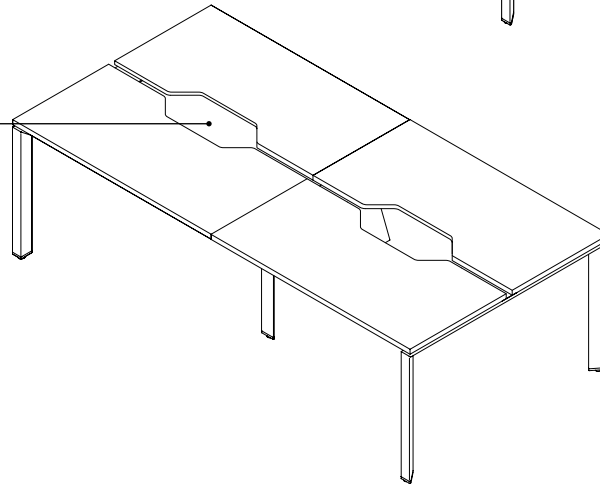
► Specifying, page 224



Simple tray is standard on value package benches and does not include power covers, end caps, or extension trays. These can be specified separately.

Modular power is specified separately.

Cutouts are standard on value package bench surfaces. One cutout is centered on each side of the surface and allows user access to power and data outlets, as well as cord management.



Actual Dimensions

A 24" or 30" (to centerline of integrated rail)

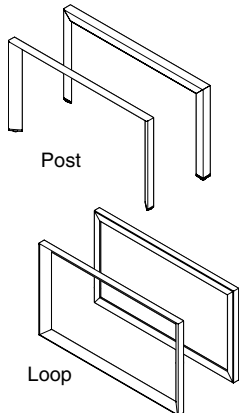
B 96", 120", 144", 180", or 216"

C 48" or 60"

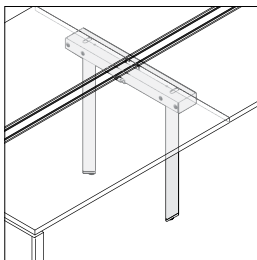
Thickness 3/4"

Tip: Actual worksurface depths are 22" and 28" with rail, and 23" and 29" without rail.

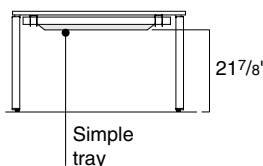
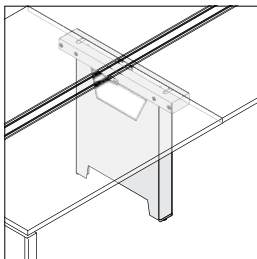
Product Details



Two leg types are available on benches. Post is the standard, and loop leg is optional. A pair of legs is included with each unit.

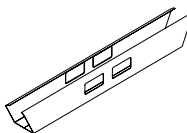


Cutouts are standard on value package bench surfaces. One cutout is centered on each surface and allows user access to power and data outlets, as well as cord management.

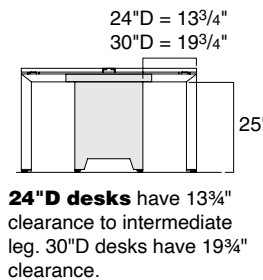


Simple tray is standard and does not include power covers, end caps, or extension trays. These can be specified separately. Simple tray accommodates standard capacity power only.

Intermediate leg(s) is included and used on benches. A leg cover is available, ordered separately, to provide a different visual and to conceal power/data infeeds at this location.



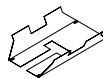
Power covers can be added to simple trays to provide a decorative trim around receptacles.
▶ Specifying, page 234



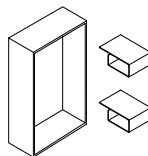
If power covers are not selected, any connection points on modular power blocks not being used by a harness, infeed, or connector must be filled with dust covers. Order style number FMVBK.



End caps can be added to simple trays and are sold in pairs. End caps are painted metal.
▶ Specifying, page 235

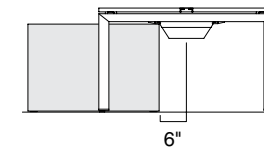


Extension trays conceal conduit or wires between two extensions, or a base and an extension, using simple trays. They also allow for wires or conduit to be brought up through the bottom. Extension trays can be used with or without intermediate leg covers.
▶ Specifying, page 234

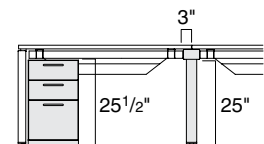


Data kit provides cable management and data termination. A data termination box and two pieces of wire manager are included.
▶ Specifying, page 461

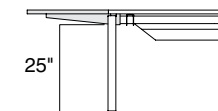
Data box and wire managers attach to inside of tray with VHB adhesive. The data box is compatible with NEMA/Decora style data plates.



Storage must be at least 6" from centerline when trays are used.



Storage can nest under the bench. The clearance is 25¹/₂". Except when within 3" of an intermediate leg, the clearance is 25".



Storage can nest under end counters. There is 25" of clearance under the cantilever.

Wiring & Cabling

Power components are ordered separately.

Surface Materials

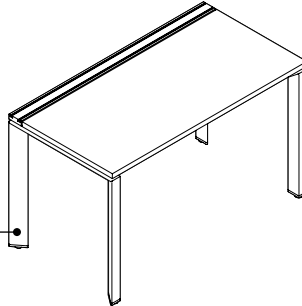
- Surfaces**
- Laminate
 - Veneer
- Edge**
- Plastic
- Legs**
- Paint

Single-Sided Bases and Single-Sided Extensions

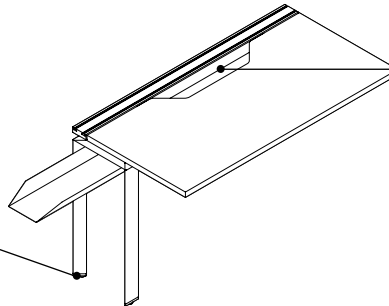
Single-sided bases and extensions

connect together to create benching applications. Two depths are available—25½"D or 31½"D. Surfaces are ¾"-thick with a wood core and are supported by a frame and legs. Widths range from 48"W to 96"W.

► Specifying, page 228

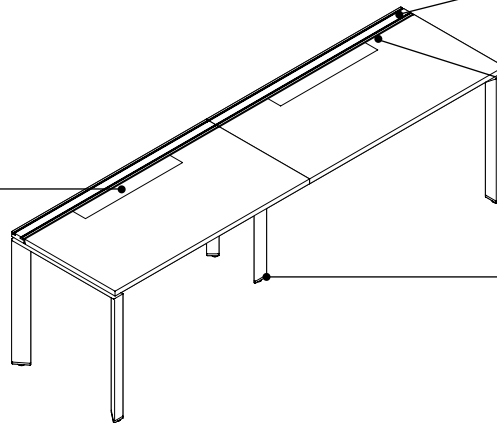


Post or loop legs are available with single-sided base units. Post legs come standard and loop legs are available as an option. Legs are fixed-height with top of surface at 28½"H.



Cutout is optional on single-sided base and extension units.

Intermediate leg is included with single-sided extension units. Leg is fixed-height with the top of surface at 28½"H.

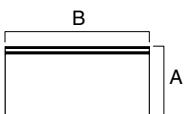


Integrated rail is located at the back of single-sided base and extension units and allows for the mounting of centered screens, monitor arms, lights, power strips, and other worktools.

Power and data access door is optional on single-sided base and extension units.

½" gap between rail and surface accommodates worktools and cords.

Leg glides have 1⅜" adjustment for uneven floors.



Actual Dimensions

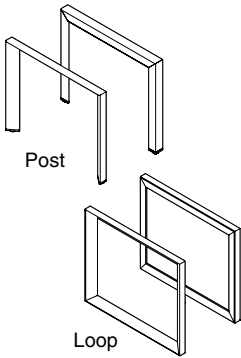
A 25½" or 31½" (to back edge of integrated rail)

B 48", 60", 66", 72", 78", 84", or 96"

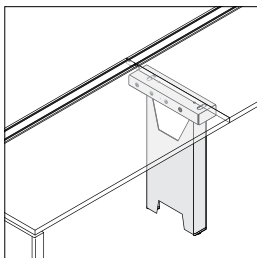
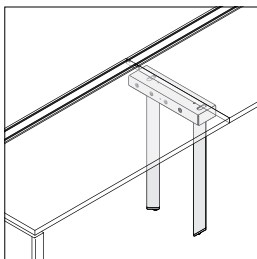
Thickness ¾"

Tip: Actual worksurface depths are 22" and 28".

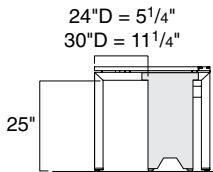
Product Details



Two leg types are available on single-sided base units. Post is the standard, and loop leg is optional. A pair of legs is included with each unit.



Intermediate leg is included and used on single-sided extension units. A leg cover is available to provide a different visual and to conceal a power/data infeed at this location.



**24\"/>

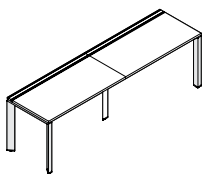
Tip: 96\"/>

*It should not be used as a single person work, as the intermediate leg may cause interference with the user. This is only applicable on the single-sided application.***

**24\"/>

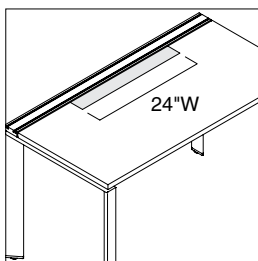
Tip: 96\"/>

*It should not be used as a single person work, as the intermediate leg may cause interference with the user. This is only applicable on the single-sided application.***

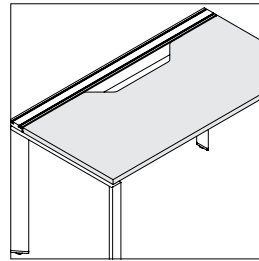


Single-sided base units include two legs. The second leg is used at the end of the bench or when 28' has been reached.

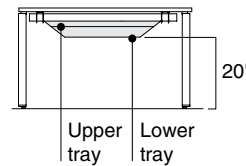
▶ See *Stability Guidelines*, page 168, for more information.



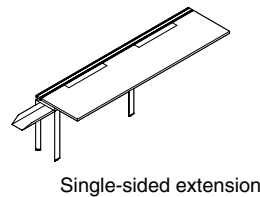
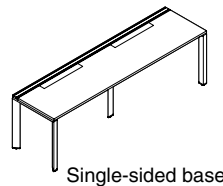
Power and data access door is optional on all single-sided base and single-sided extension surfaces. One door is centered on the surface and allows user access to power and data outlets as well as cord management. When optioned on 96\"/>



Cutouts are optional on all single-sided base and single-sided extension surfaces. One cutout is centered on the surface and allows user access to power and data outlets, as well as cord management. When optioned on 96\"/>



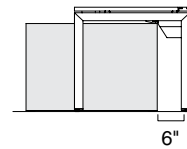
Single-sided bases and extensions are standard with both an upper and lower tray to provide a clean visual.



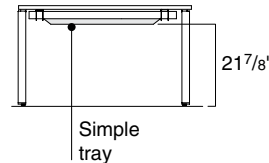
**96\"/>

include two 48\"/>

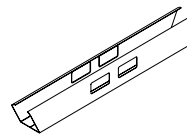
If power and data access door is selected, 96\"/>**



Trays are included on single-sided units. When nesting storage, note that trays occupy 6\"/>



Simple tray is optional in place of upper and lower trays. Simple tray accommodates standard capacity power only.



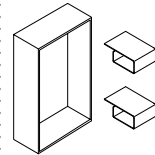
Power covers can be added to simple trays to provide a decorative trim around receptacles. Power covers are available for dual- and single-sided applications.

If power covers are not selected, any connection points on modular power blocks not being used by a harness, infeed, or connector must be filled with dust covers. Order style number FMVBK.



End caps can be added to simple trays and are sold in pairs. End caps are painted metal.

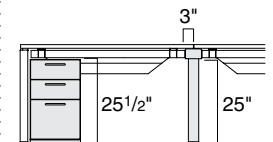
All single-sided extensions and single-sided 96\"/>



Data kit provides cable management and data termination. A data termination box and two pieces of wire manager are included.

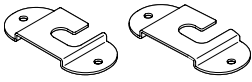
Data box and wire managers attach to inside of tray with VHB adhesive. The data box is compatible with NEMA/Decora style data plates.

Data kit is recommended for use with simple trays only.

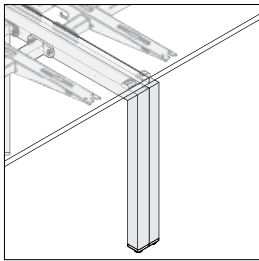


Storage can nest under the bench. The clearance is 25 1/2\"/>

Connections

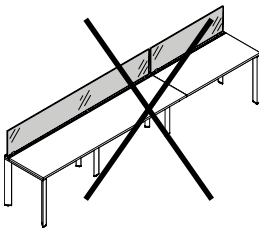


Floor anchor brackets (FMFA) are available to secure a single-sided base to the floor to prevent movement for power infeed applications as dictated by local codes. They are typically only used when the single-sided base unit is not ganged to an extension.



Base leg to base leg connection kit is required when two single-sided base legs are adjacent to each other or when transitioning from a single-sided base unit to a dual-sided base unit. Connection occurs at the top of the legs, under the surface, and at the glide location.

Base leg to base leg connection kit is required when a run of 24"D single-sided units have 19"H glass screens.



24"D single-sided units with 19"H glass screens cannot connect to extension units.

Wiring and Cabling

Power components are ordered separately.

48"W and 96"W single-sided base and extension units accommodate standard-capacity power only.

Data can be terminated and accessed in the upper tray.

Surface Materials

Surfaces

- Laminate
- Veneer

Edge

- Plastic

Leg

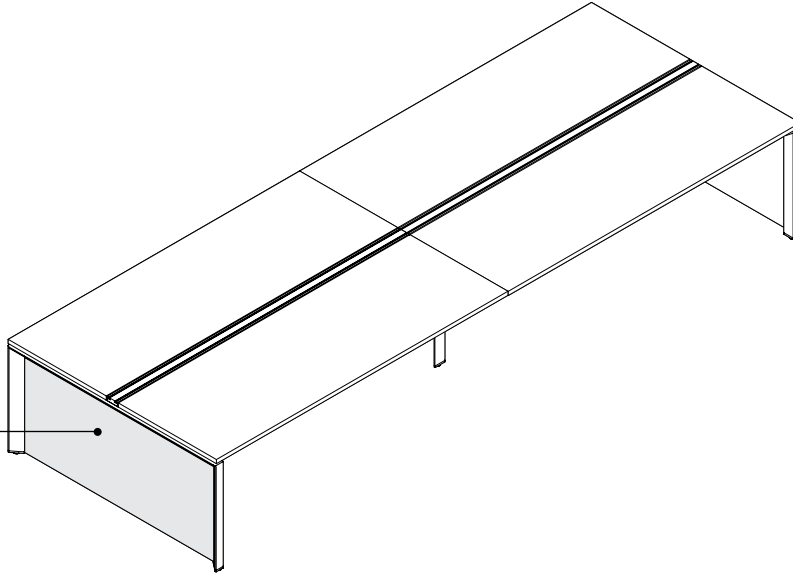
- Paint

Power and data access door

- Paint
- Anodized aluminum

Infills are available in laminate and veneer and are positioned at the ends of the bench.

► Specifying, page 236



Infills are available for use with post or loop legs, and also where an end counter is positioned over the leg at the ends of a bench.

Product Details

Infills can be used on both dual- and single-sided benches.

Wiring and Cabling

When building infeed is positioned outside the footprint of the bench and at the end, an infill should not be used.

Surface Materials

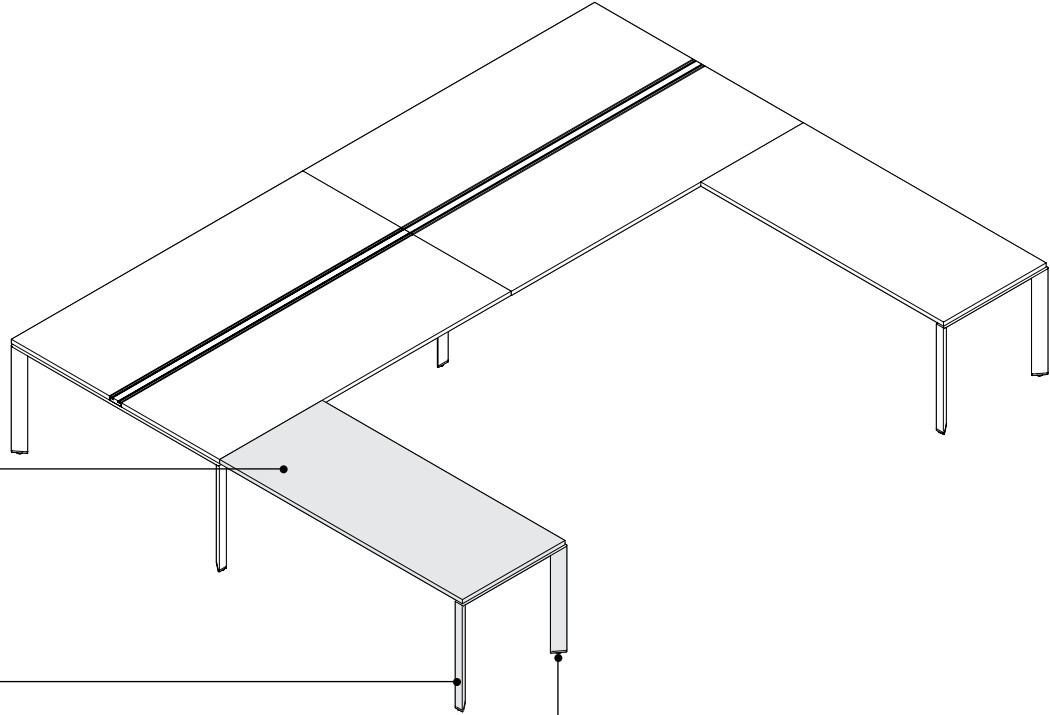
- Surfaces**
- Laminate
 - Veneer

Actual Dimensions

Width 24", 30", 48", or 60"

Returns

Returns attach to both dual- and single-sided benches for additional surface space. Four depths are available – 18", 24", 30", and 36". Surfaces are $\frac{3}{4}$ " thick with a wood core. Widths are 36", 48", and 60".
▶ Specifying, page 237



Returns attach to the bench with a hat channel and two brackets allowing users clear knee swing space.

Post or loops legs are included with returns. Legs are fixed height with top of surface at $28\frac{1}{2}$ ".

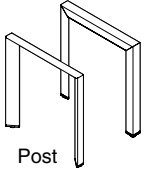
Leg glides on returns have $2\frac{3}{8}$ " of adjustment for uneven floors.

Actual Dimensions

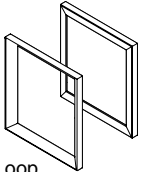
Depth 18", 24", 30", or 36"

Width 36", 48", or 60"

Product Details

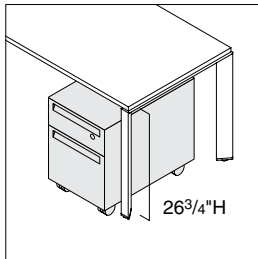


Post

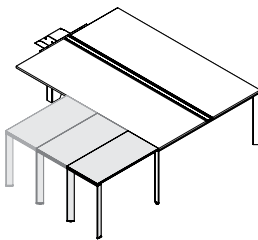


Loop

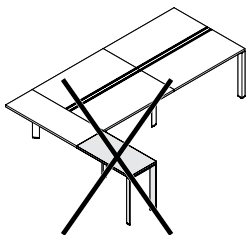
Two leg types are available on returns. Post is the standard and loop is optional.



Storage can nest under the return. The clearance is 26³/₄".



Returns can be placed flush to the end of the bench or anywhere along the bench.



Returns can not attach to end counters.

Wiring and Cabling

Power strips can be mounted on the return using a SOTO rail. Power strip has 8' cord, so confirm length requirements.

Surface Materials

Surfaces

- Laminate
- Veneer

Edge

- Plastic

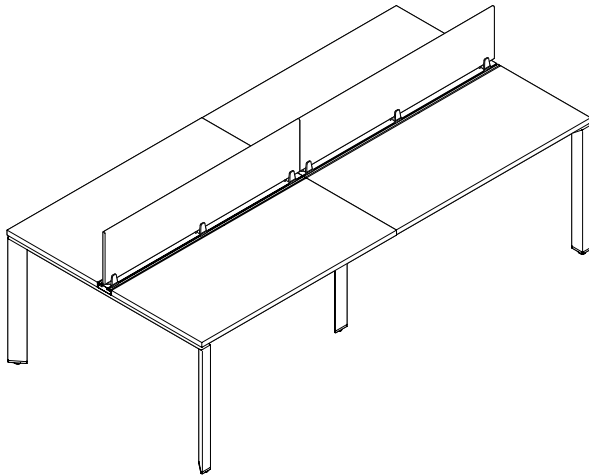
Legs

- Paint

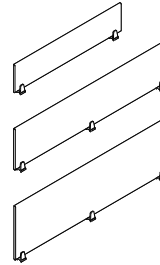
Centered Screens

Centered screens provide a boundary element along the bench. They are available in three heights to accommodate varying levels of privacy.

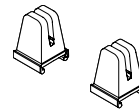
► Specifying, page 238



Product Details



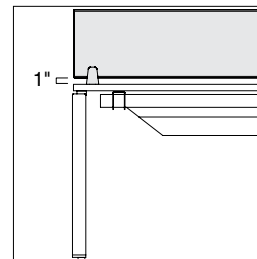
Centered screens with fabric infill are tackable and available in 12"H, 19"H, and 24"H. 12"H and 19"H screens have widths from 36"W to 84"W. 24"H screens have widths ranging from 36"W to 72"W. Frosted glass is also available in heights of 12"H and 19"H and widths from 36"W to 84"W.



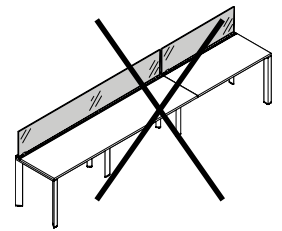
Brackets are included with screens. Two brackets are used on 48"W screens. All other widths require three brackets.

Centered screen custom insert kit

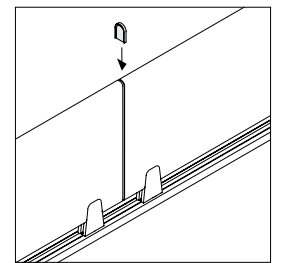
allows for use of other infill materials. Screens 36"W to 48"W require the two bracket kit. Screens 60"W to 84"W require the three bracket kit. Infill should not exceed 18½" in height.



Gap is 1" between centered screen and mounting surface.



A 24"D single-sided FrameOne base unit with 19"H glass screens cannot connect to a FrameOne single-sided extension unit.



When fabric screens are placed directly adjacent to each other, a small aligner can be placed in between the screens at the top to connect them for planar alignment. Aligners are ordered separately in packages of 10.

Surface Materials

Screen

- Fabric
- Frosted glass

Fusion

Contact your Designtex representative or go to www.designtex.com.

Front



Back



Fabric without a pattern is recommended when using a COM fabric to provide a consistent visual. Fabric with patterns could result in the above visual.

Actual Dimensions

Height 11", 18½", or 23"

Overall Height 12", 19½", or 24"

Width 36", 42", 48", 60", 66", 72", 78", or 84"

Tip: Overall height is measured from top of mounting surface to the top of the screen.

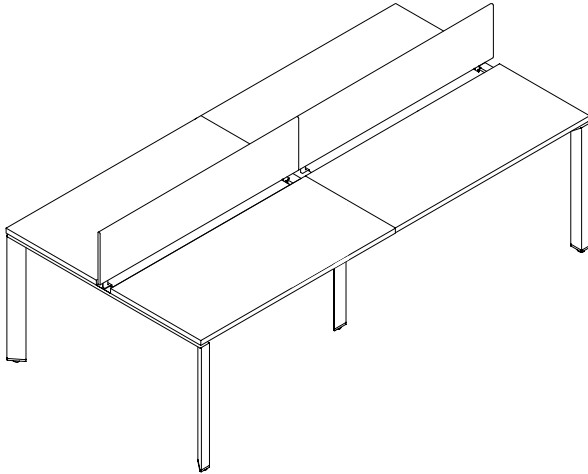
Tip: Custom insert kit can accommodate inserts that are ¼", ⅜", or ½" thick.

Universal Screens for Use with FrameOne with Rail

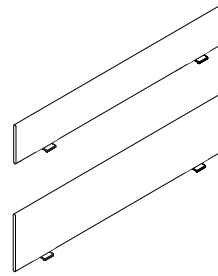
Universal Screens for Use
with FrameOne with Rail

Universal screens provide a boundary element along the bench. They are available in two heights to accommodate varying levels of privacy.

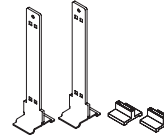
► Specifying, page 240



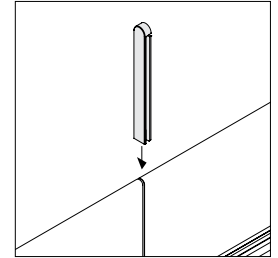
Product Details



Universal screens are tackable and available in 13½"H and 19½"H. These screens are available in widths from 24"W-96"W.



Brackets are included with screens. Two brackets are used on all screens. Brackets also include a plastic cap that slides over the bayonet before installing the screen.



When screens are placed directly adjacent to each other, a small aligner can be placed in between the screens at the top to connect them for planar alignment. Aligners are ordered separately in packages of 10.

Surface Materials

Fabric

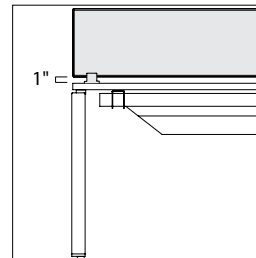
► See *Surface Materials*, page 490.

Edge

- P630 Medium Heather Grey PET
- P631 Dark Heather Grey PET

Brackets

- 4799 Platinum Metallic



Gap is 1" between Universal screen and mounting surface.

Front



Back



All fabrics are wrapped over the top of the screen. Approved fabrics are non-directional, and non-patterned.

Actual Dimensions

Height 12½" or 18½"

Overall Height 13½" or 19½"

Width 24", 30", 36", 42", 48", 54", 60", 66", 72", 78", 84", 90", or 96"

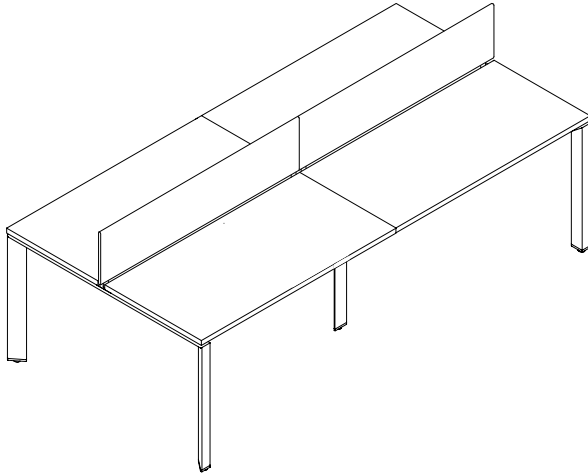
Tip: Overall height is measured from top of mounting surface to the top of the screen.

Tip: 13½"H screen aligns with a 42"W datum from the floor. 19½"H screen aligns with a 48"W datum from the floor.

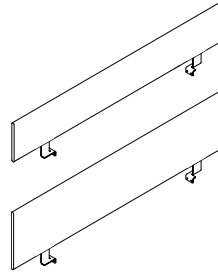
Universal Screens for Use with FrameOne without Rail

Universal screens provide a boundary element along the bench. They are available in two heights to accommodate varying levels of privacy.

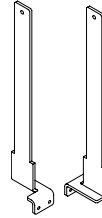
► Specifying, page 242



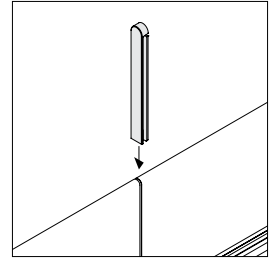
Product Details



Universal screens are tackable and available in 13½"H and 19½"H. These screens are available in widths from 48"W-96"W.



Brackets are included with screens. Two brackets are used on all screens. Brackets also include a plastic cap that slides over the bayonet before installing the screen.



When screens are placed directly adjacent to each other, a small aligner can be placed in between the screens at the top to connect them for planar alignment. Aligners are ordered separately in packages of 10.

Surface Materials

Screen

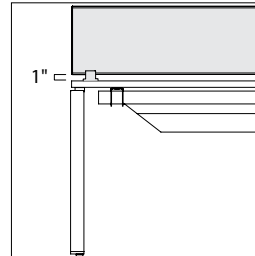
- Fabric
- See *Surface Materials*, page 490.

Edge

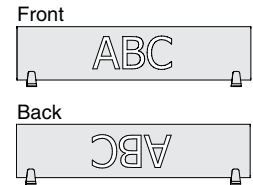
- P630 Medium Heather Grey PET
- P631 Dark Heather Grey PET

Brackets

- 7360 Merle



Gap is 1" between Universal screen and mounting surface.



All fabrics are wrapped over the top of the screen. Approved fabrics are non-directional, and non-patterned.

Actual Dimensions

Height 12½" or 18½"

Overall Height 13½" or 19½"

Width 48", 60", 66", 72", 78", 84", or 96"

Tip: Overall height is measured from top of mounting surface to the top of the screen.

Tip: 13½"H screen aligns with a 42"W datum from the floor.

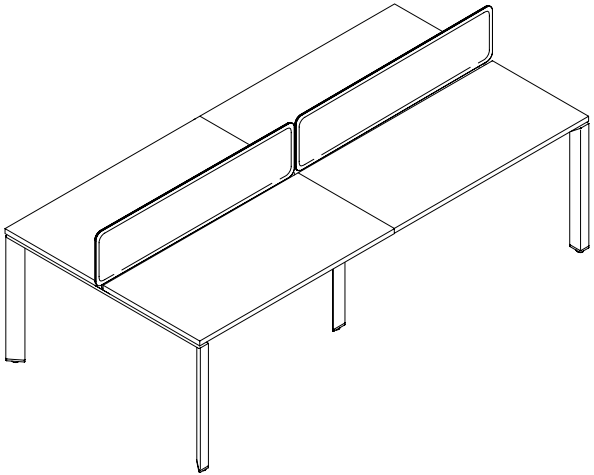
Tip: 19½"H screen aligns with a 48"W datum from the floor.

Sarto Screens for Use with FrameOne with Rail

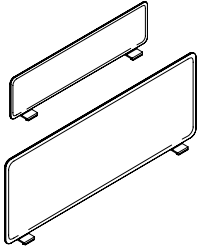
Sarto Screens for Use with
FrameOne with Rail

Sarto screens provide a light scale boundary element along the bench. They are available in two modular heights to accommodate varying levels of privacy.

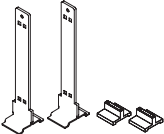
- ▶ Specifying, page 243



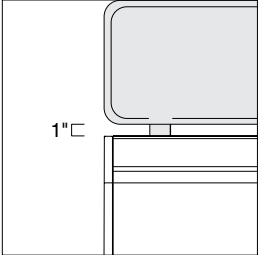
Product Details



Sarto screens are tackable and available in 13½"H and 19½"H modular sizes. These screens are available in modular widths from 24"W-96"W. Screens can also be specified parametrically.



Brackets and hard stops are included with screens. Two brackets are used on screens 54"W and smaller. Three brackets are used on screens 60"W and larger. Screen brackets are each two pieces, which slide into the channels on the top of the rail. A plastic cap slides over the two pieces to hold the bracket together. The hard stops are then added before sliding the screen onto the brackets.



Gap is 1" between Sarto screen and mounting surface.

Surface Materials

- Screen**
- Fabric
 - ▶ See *Surface Materials*, page 490.
- Bracket and hard stops**
- 7360 Merle
- Bracket covers**
- 4799 Platinum Metallic

FrameOne

Actual Dimensions

| | |
|-----------------------|--|
| Screen Height | 12½" or 18½" |
| Overall Height | 13½" or 19½" |
| Width | 24", 30", 36", 42", 48", 54", 60", 66", 72", 78", 84", 90", or 96" |

Tip: Overall height is measured from top of mounting surface to the top of the screen.

Tip: Modular 13½"H screen aligns with a 42"W datum from the floor. Modular 19½"H screen aligns with a 48"W datum from the floor.

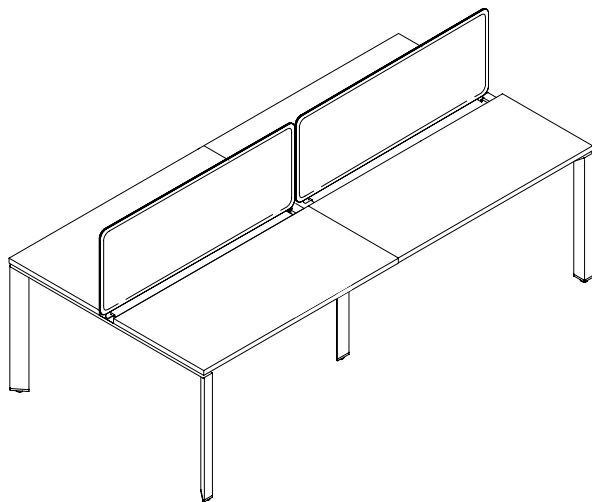
Tip: Parametric specifications are available for Sarto screens.

Tip: Parametric height specifications define overall height from top of mounting surface to the top of the screen. It is recommended to use CET SmartTools to verify all dimensions.

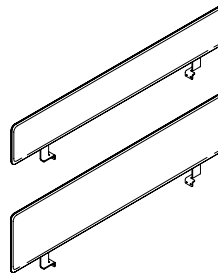
Sarto Screens for Use with FrameOne without Rail

Sarto screens provide a light scale boundary element along the bench. They are available in two heights to accommodate varying levels of privacy.

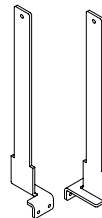
► Specifying, page 244



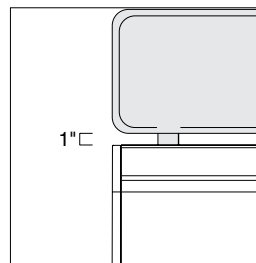
Product Details



Sarto screens are tackable and available in 13½"H and 19½"H. These screens are available in widths from 48"W–84"W.



Brackets are included with screens. Two brackets are used on screens 54"W and smaller. Three brackets are used on screens 60"W and larger.



Gap is 1" between Sarto screen and mounting surface.

Surface Materials

Screen

- Fabric
- See *Surface Materials*, page 490.

Brackets

- 7360 Merle

Actual Dimensions

Screen Height 12½" or 18½"

Overall Height 13½" or 19½"

Width 48", 60", 66", 72", 78", or 84"

Tip: Overall height is measured from top of mounting surface to the top of the screen.

Tip: 13½"H screen aligns with a 42"W datum from the floor.

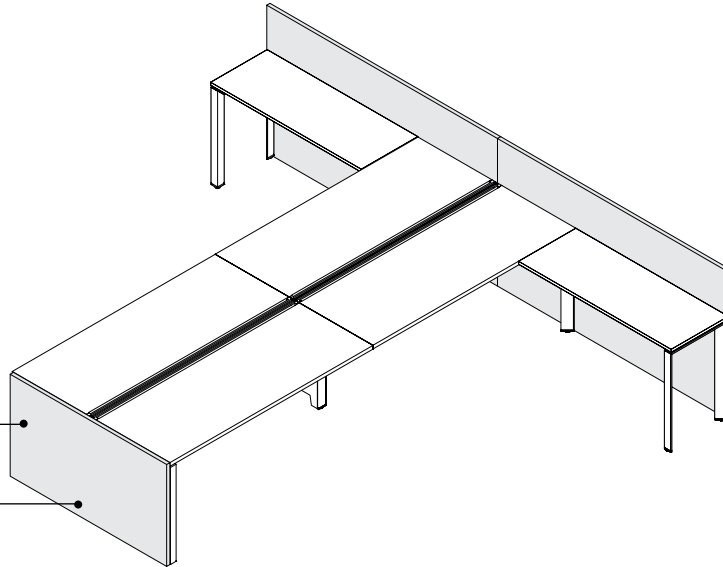
Tip: 19½"H screen aligns with a 48"W datum from the floor.

Boundary Screens

Boundary screens provide light scale space division and privacy for a variety of work settings.

FrameOne boundary screens attach to the end of a single- or dual-sided base and can be used with a base unit that have attached returns.

► Specifying, pages 246–264



Boundary screens are 3/4" thick.

Screens are available in laminate or wood veneer.

Boundary screens attach to FrameOne legs. Screens do not rest on floor.

Actual Dimensions

| | |
|---|---|
| Height | 13 1/2", 25 1/2", 28 1/2", 33", 40 1/2", or 48" |
| Installed Height | 28 1/2", 40 1/2", or 48" |
| Spanning Screen Width for Dual-Sided Base without Return and without 18" Overhang | 48" or 60" |
| Spanning Screen Width for Dual-Sided Base without Return and with 18" Overhang | 84" or 96" |
| Split Screen Width for Dual-Sided Base without Return (each side) | 24" or 30" |
| Split Screen Width for Dual-Sided Base without Return and with 18" overhang (per side) | 42" or 48" |
| Split Screen Width 48"D Dual-Sided Base with Return (each side) | 60", 72", or 84" |
| Split Screen Width 60"D Dual-Sided Base with Return (each side) | 66", 78", or 90" |
| Single-Sided Screen Width for Single-Sided Base without Return | 25 1/2" or 31 1/2" |
| Single-Sided Screen Width for 25 1/2"D Single-Sided Base with Return | 61 1/2", 73 1/2", or 95 1/2" |
| Single-Sided Screen Width for 31 1/2"D Single-Sided Base with Return | 67 1/2", 79 1/2", or 91 1/2" |
| Clearance (from bottom of leg) | 0" or 15" |
| Thickness | 3/4" |

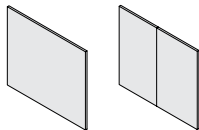
Tip: Boundary screen heights are available parametric from 13 1/2"H–48"H in 1/16" increments.

Tip: Boundary screen widths are available parametric in 1/16" increments. See Statement of Line pages for available ranges.

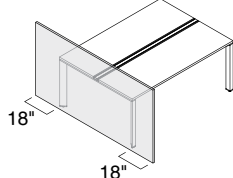
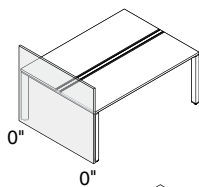
Tip: Boundary screen clearance from floor is available parametric from 0"H–15"H in 1/16" increments.

Tip: A 3/8" allowance is deducted from the height shown above to allow for floor variation.

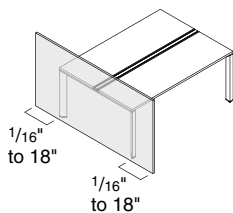
Product Details



Boundary screens attach to single- or dual-sided bases and are available in three different versions; spanning, split, and single-sided.

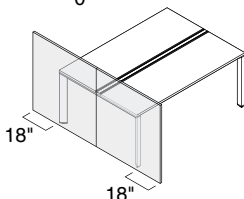
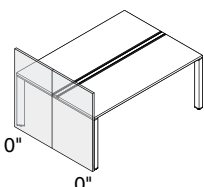


Modular

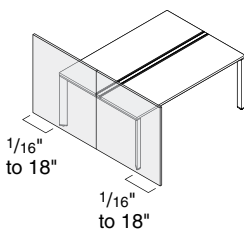


Parametric

Spanning boundary screen is a single segment screen that attaches to the frame leg of a 48"D or 60"D dual-sided base. Spanning boundary screens can match the width of the bench or overhang past user edge by 18" on each side. For spanning, the overhang must be equal on both sides.

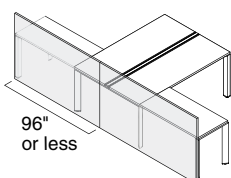


Modular



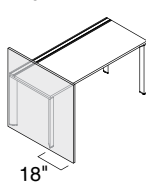
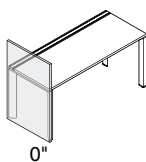
Parametric

Split boundary screen is a two segment screen that attaches to the frame leg of a 48"D or 60"D dual-sided base. Split screens may extend past user edge by 18" on each side. Split screens can be different widths on each side.

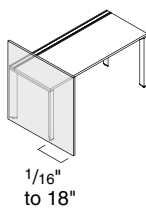


Split boundary screens can also be used when returns are present on one or both sides of the dual-sided base. Split screen segments are not required to be equal width on both sides of the split. Each segment must be 96"W or less.

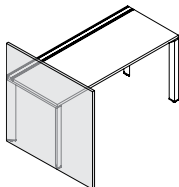
If overhang is desired when application includes a return surface, use the parametric option.
Tip: Overhang cannot extend more than 18" from final connection point.



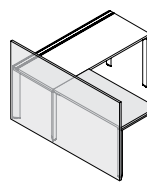
Modular



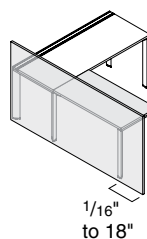
Parametric



Single-sided boundary screens use one screen segment matching the width of a 25½"D or 31½"D single-sided base. Overhang option is available and can be specified with a modular overhang of 18" or parametric overhang up to 18" in ¼" increments.

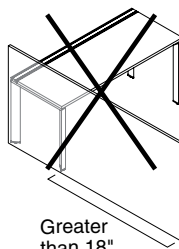


Modular



Parametric

Single-sided boundary screens can be used on single-sided base units with attached returns. Screen must be specified as left or right. If overhang is desired, use parametric option.

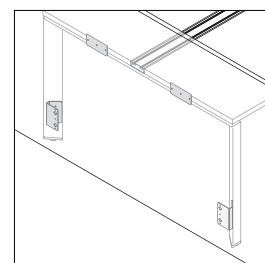


Greater than 18"

Overhang cannot extend more than 18" from the final connection point on the base.

Connections

Boundary screens come standard with attachment bracket and hardware used for mounting in predrilled locations on the screen. Leg mounting brackets require drilling of pilot holes in FrameOne leg.



Bracket attachment locations are predrilled based on the specified installed height, the clearance from the bottom of the screen to the bottom of the leg, width, and return, if selected. Bracket location assumes worksurface is at 28½" above floor.

Surface Materials

Boundary Screens

- Laminate
- Wood veneer

Edge

- Plastic

Open Line Laminate

can be applied with vertical grain direction only. Open Line laminates are not allowed on screens that are 60"W or wider. Open Line Laminate is only available when specifying modular screens.

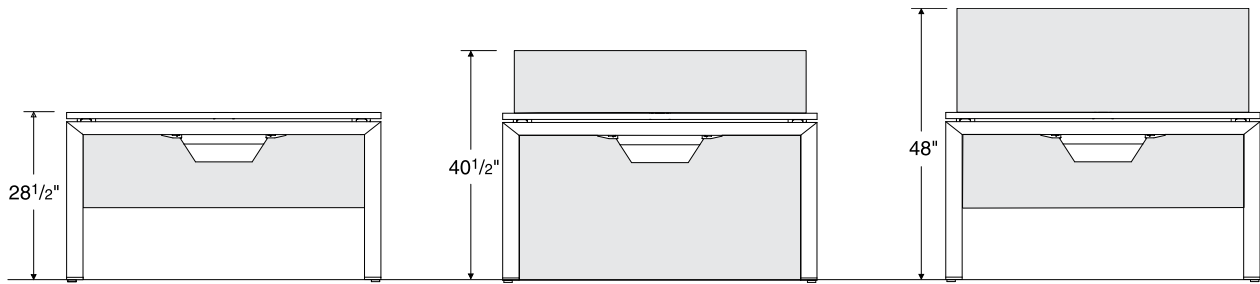
Directional and wood grain laminate

can be applied horizontally on spanning and single-sided boundary screens up to 96"W and vertically up to 60"W. Directional and wood grain laminate can only be applied vertically on split boundary screens.

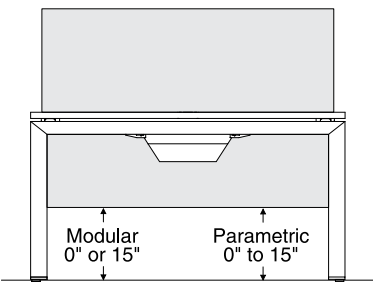
Wood veneer grain direction

can be specified horizontal or vertical for all spanning and single-sided boundary screens. Wood veneer can only be applied vertically on split boundary screens.

Application Topics



Modular boundary screen installed heights align with FrameOne sight lines of 28 1/2"H, 40 1/2"H, or 48"H. Parametric boundary screen installed heights are available 28 1/2"H–48"H in 1/16" increments.

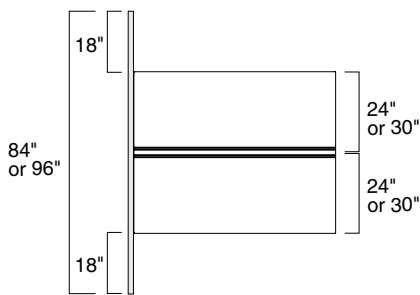


Clearance at the bottom of screen is 0"H or 15"H above the bottom of the leg for the modular option. Clearance at the bottom of the screen for parametric option is 0"H–15"H in 1/16" increments.

Spanning Boundary Screens

Dual-Sided Base

Modular



Overall Width with 18" overhang
84"W
96"W

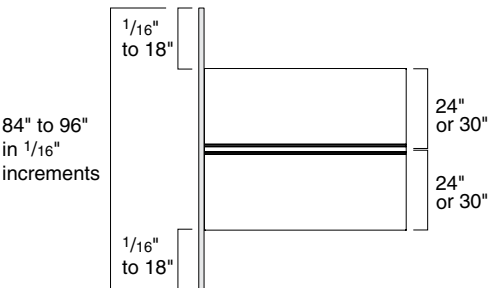
Modular Width
48"W
60"W

Applications Topics, continued

Spanning Boundary Screens, continued

Dual-Sided Base

Parametric



Overall Width with 0" to 18" overhang in 1/16" increments

84"W-96"W in 1/16" increments.
Overhang must be equal on both sides.

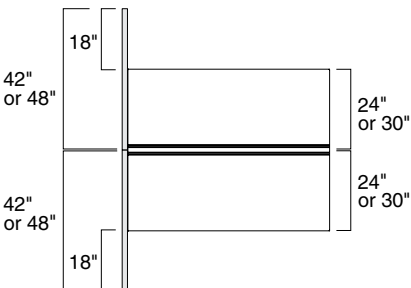
Parametric Width

48"W-60"W in 1/16" increments

Split Boundary Screens

Dual-Sided Base

Modular



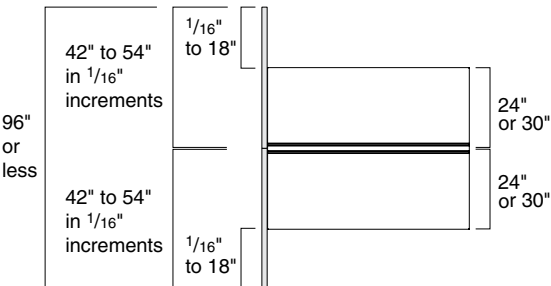
Overall Width with 18" overhang (per side)

42"W
48"W

Modular Width (per side)

24"W
30"W

Parametric



Overall Width with 0" to 18" overhang in 1/16" increments

42"W-54"W in 1/16" increments. Overhang is not required to be equal on both sides. Each side of screen must be 96"W or less and cannot overhang more than 18" from final connection point.

Parametric Width

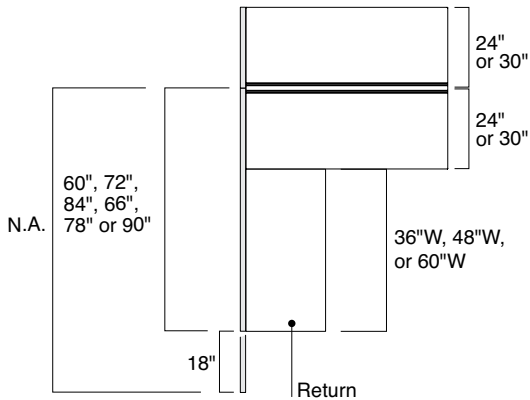
24"W-36"W in 1/16" increments (per side)

Applications Topics, continued

Split Boundary Screens with Return

Dual-Sided Base

Modular



Overall Width without Overhang

Screen Side 1 Width

Return Width

Modular Dual-Sided Base Depth

Overall Width With 18" Overhang

- 60"W
- 72"W
- 84"W
- 66"W
- 78"W
- 90"W

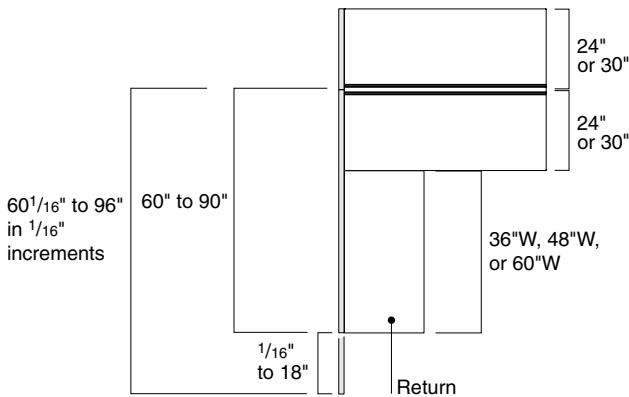
- 24"W
- 24"W
- 24"W
- 30"W
- 30"W
- 30"W

- 36"W
- 48"W
- 60"W
- 36"W
- 48"W
- 60"W

- 48"D
- 48"D
- 48"D
- 60"D
- 60"D
- 60"D

- N.A.-Must use parametric
- N.A.-Must use parametric
- N.A.-Must use parametric
- N.A.-Must use parametric
- N.A.-Must use parametric
- N.A.-Must use parametric

Parametric



Overall Width

Screen Side 1 Width

Return Width

Parametric Depth Dual-Sided Base Depth

With Overhang Width up to 18" (parametric only)

- 60"W-90"W in 1/16" increments

- 24"W-30"W in 1/16" increments

- 36"W, 48"W, 60"W

- 48"W-60"W in 1/16" increments

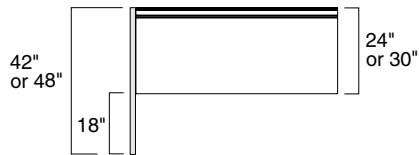
- up to 96"W*
- *Maximum width of 96" may limit overhang dimension. 60 1/16"W-96"W in 1/16" increments. Overhang cannot extend of 18" from final connection point.

Applications Topics, continued

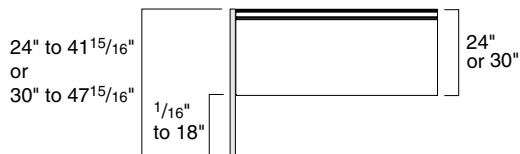
Split Boundary Screens

Single-Sided Base

Modular

**Overall with 18\"**42\"W
48\"W**Screen
Width**24\"W*
30\"W***Actual widths are 25½\"
and 31½\"***Modular
Base Depth**24\"D
30\"D

Parametric

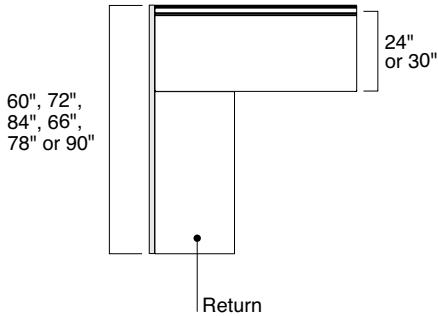
**Overall with 0\"**24\"W–41½\"W
30\"W–47½\"W**Screen
Width**24\"W*
30\"W***Actual widths are 25½\"
and 31½\"***Parametric
Base Depth**24\"D
30\"D

Applications Topics, continued

Split Boundary Screens with Return

Single-Sided Base

Modular



Overall width with return

- 60"W
- 72"W
- 84"W
- 66"W
- 78"W
- 90"W

Overall with 18" overhang

- N.A.-Use parametric
- N.A.-Use parametric
- N.A.-Use parametric
- N.A.-Use parametric
- N.A.-Use parametric
- N.A.-Use parametric

Modular Base Width

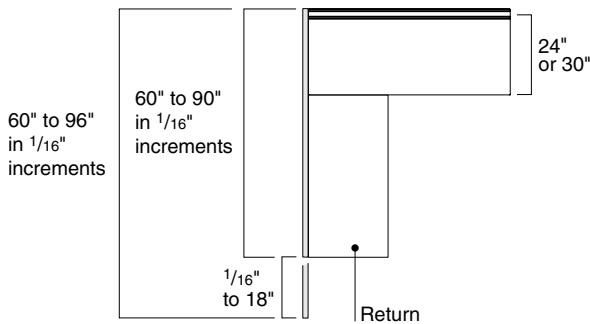
- 24"W*
- 24"W*
- 24"W*
- 30"W*
- 30"W*
- 30"W*

Return Width

- 36"W
- 48"W
- 60"W
- 36"W
- 48"W
- 60"W

**Actual widths are 25½" and 31½"*

Parametric



Overall width with return

- 60"W
- 72"W
- 84"W
- 66"W
- 78"W
- 90"W

Overall with up to 18" overhang in 1/16" increments

- 60½"W-78"W
- 72½"W-90"W
- 84½"W-96"W*
- 66½"W-84"W
- 78½"W-96"W
- 90½"W-96"W*
- *Maximum width of 96" may limit overhang dimension.

Parametric Base Width

- 24"W*
- 24"W*
- 24"W*
- 30"W*
- 30"W*
- 30"W*

Return Width

- 36"W
- 48"W
- 60"W
- 36"W
- 48"W
- 60"W

**Actual widths are 25½" and 31½"*

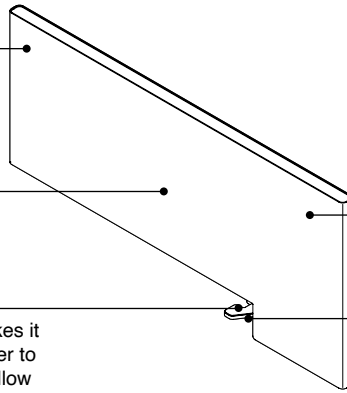
Divisio side screen is magnetic and provides a territorial boundary between users. The user-movable functionality allows users to decide when and where they need additional privacy. The screens may be used on any 3/4"- to 1 1/2"-thick worksurface.

► Specifying, page 269

Magnetic body accommodates magnets for visual display.

21 1/2" of the screen sits on the worksurface. The depth allows the side screen to work on any 24"D or deeper worksurface.

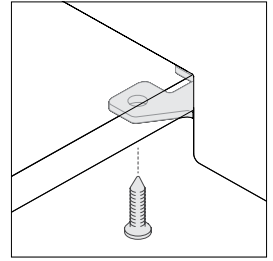
Finger trigger makes it simple for the end user to move the screen to allow for expansion, compression, increased privacy, or collaboration.



Overhang provides greater peripheral privacy.

Clamp can accommodate 3/4"- to 1 1/2"-thick worksurfaces.

Product Details



Divisio side screen can be made more permanent by adding two screws through the clamp. For work-surfaces 1" thick or less; FrameOne, Ology, Migration, a #10 x 3/4" countersunk screw is recommended. For work-surfaces over 1", a #10 x 7/8" countersunk wood screw is recommended.

FrameOne

Actual Dimensions

Depth 29 1/2" (total), 21 1/2" (sits on worksurface)

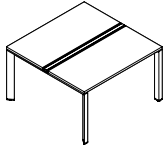
Width 1 1/4"

Height 14 1/4" (total), 11 5/8" (above worksurface)

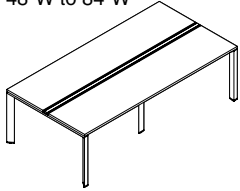
Specifying FrameOne

| | |
|---|------------|
| Dual-Sided Bases with Rail | 212 |
| Dual-Sided Extensions with Rail | 214 |
| Dual-Sided Bases without Rail | 216 |
| Dual-Sided Extensions without Rail | 218 |
| Dual-Sided Bases with Continuous Top | 220 |
| Dual-Sided Extensions with Continuous Top | 222 |
| Value Package Benches with and without Rail | 224 |
| End Counters | 226 |
| Single-Sided Bases | 228 |
| Single-Sided Extensions | 230 |
| Intermediate Leg Covers | 232 |
| Bench Accessories | 233 |
| Infills | 236 |
| Returns | 237 |
| Centered Screens | 238 |
| Centered Screen Custom Insert Kits and Aligners | 239 |
| Universal Screens for Use with FrameOne with Rail | 240 |
| Universal Screens for Use with FrameOne without Rail | 242 |
| Sarto Screens for Use FrameOne with Rail | 243 |
| Sarto Screens for Use with FrameOne without Rail | 244 |
| Aligners for Use with Universal Screens | 245 |
| Spanning Boundary Screens for Use with Dual-Sided Bases | 246 |
| Split Boundary Screens for Use with Dual-Sided Bases | 250 |
| Split Boundary Screens for Use with Dual-Sided Base with Return | 254 |
| Single-Sided Boundary Screens for Use with Single-Sided Bases | 260 |
| Single-Sided Boundary Screens for Use with Single-Sided Base with Return | 264 |
| Divisio Side Screen | 269 |

Dual-Sided Bases with Rail



48"W to 84"W



96"W

Tip: Two cable hangers are included with 48"W to 66"W units, three cable hangers are included with 72"W units, and four cable hangers are included with 78"W to 96"W units.

For laminate group 2 and 3 pricing, please refer to the electronic catalog or SmartTools.

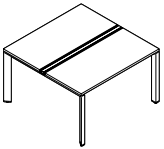
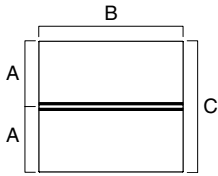
| Standard Includes | | Required to Specify | |
|--|--|--|--|
| <ul style="list-style-type: none"> ▶ Need help? Product details, page 178 | <ul style="list-style-type: none"> • Desk frame: slate • Integrated rail: anodized aluminum • High-Pressure Laminate price group 1 surface with plastic edges: 3 mm plastic edge on front, 1 mm on sides and back • Two post legs (and intermediate leg on 96"W units): paint • Upper tray and end caps: slate • Cable hangers: slate | <ol style="list-style-type: none"> 1 Style number 2 Laminate color number for surface 3 Plastic color number for edges on laminate surface 4 Paint color number for legs 5 Options, if selected (see below) <ul style="list-style-type: none"> ▶ See <i>Surface Materials</i>, page 490. | |
| Surface Materials | Options | U.S. Price | Required to Specify |
| | Laminate <ul style="list-style-type: none"> • Laminate price group 2 • Laminate price group 3 • Open Line laminate on High-Pressure Laminate surfaces | See information at left See information at left +\$ 201 plus cost of laminate | Specify laminate color number. Specify laminate color number. ▶ See <i>Surface Materials Reference Manual</i> . |
| | Wood veneer surfaces <ul style="list-style-type: none"> • Wood group 1 veneer surface with wood veneer edges – 3 mm edge profile on front edge, 0.6 mm on sides and back • Wood group 2 • Wood group 3 • Customiz stain • Full-fill finish on wood group 1 | Prices at right +\$ 201 +\$ 713 No cost +\$ 201 | Specify <i>with wood veneer</i> and indicate wood color number. Specify <i>with wood veneer surface</i> and indicate wood color number. Specify <i>with wood veneer surface</i> and indicate wood color number. Specify <i>with Customiz stain</i> . ▶ See <i>Surface Materials Reference Manual</i> . Specify full-fill finish number. |
| | Legs <ul style="list-style-type: none"> • Paint price group 1 • Paint price group 2 • Paint price group 3 | No cost +\$ 76 +\$ 159 | Specify paint color number. Specify paint color number. Specify paint color number. |
| Power and Data Access | Door <ul style="list-style-type: none"> • Door in worksurface for 48"W to 84"W <ul style="list-style-type: none"> – Paint No cost – Anodized aluminum for 48"W to 84"W worksurfaces +\$ 34 • Door in worksurface for 96"W <ul style="list-style-type: none"> – Paint No cost – Anodized aluminum for 96"W worksurfaces +\$ 65 | +\$ 626 +\$ 1252 +\$ 65 | Specify <i>with door in worksurface</i> . Specify paint color number. Specify <i>with 8043 Clear Anodized Aluminum</i> . Specify <i>with door in worksurface</i> . Specify paint color number. Specify <i>with 8043 Clear Anodized Aluminum</i> . |
| | Cutout <ul style="list-style-type: none"> • Cutout in worksurface for 48"W to 84"W +\$ 156 • Cutout in worksurface for 96"W +\$ 312 | | Specify <i>with cutout in worksurface</i> . Specify <i>with cutout in worksurface</i> . |
| Loop Legs | <ul style="list-style-type: none"> • Loop legs +\$ 337 | | Specify <i>with loop legs</i> . |
| Trays | <ul style="list-style-type: none"> • Lower tray and end caps for 48"W to 84"W +\$ 126 • Simple tray for 48"W to 84"W –\$ 188 • Omit upper tray for 48"W to 84"W –\$ 254 • Lower tray and end caps for 96"W +\$ 252 • Simple tray for 96"W –\$ 376 • Omit upper tray for 96"W –\$ 508 | | Specify <i>with lower tray</i> . Specify <i>with simple tray</i> . Specify <i>omit upper tray</i> . Specify <i>with lower tray</i> . Specify <i>with simple tray</i> . Specify <i>omit upper tray</i> . |



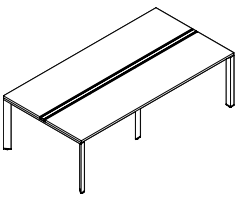
For Canadian Pricing

Multiply U.S. Price by the Canadian price factor.

▶ See page 1 for details.



48"W to 84"W




96"W

Tip: The (A) dimension is to centerline of integrated rail. Actual worksurface depths are 22" and 28".

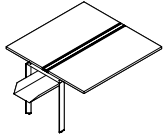
Specification Information

| Dimensions | | | Style | U.S. Base Price | Option |
|------------|-----|-----|------------------|------------------------|------------------------|
| A | B | C | Number | High-Pressure Laminate | (Add \$ to Base Price) |
| 24" | 48" | 48" | FMBDS2448 | \$3364 | +\$ 674 |
| 24" | 60" | 48" | FMBDS2460 | \$3523 | +\$ 746 |
| 24" | 66" | 48" | FMBDS2466 | \$3635 | +\$ 776 |
| 24" | 72" | 48" | FMBDS2472 | \$3757 | +\$ 818 |
| 24" | 78" | 48" | FMBDS2478 | \$3898 | +\$ 848 |
| 24" | 84" | 48" | FMBDS2484 | \$4050 | +\$ 880 |
| 24" | 96" | 48" | FMBDS2496 | \$6184 | +\$1088 |
| 30" | 48" | 60" | FMBDS3048 | \$3590 | +\$ 746 |
| 30" | 60" | 60" | FMBDS3060 | \$3749 | +\$ 818 |
| 30" | 66" | 60" | FMBDS3066 | \$3861 | +\$ 848 |
| 30" | 72" | 60" | FMBDS3072 | \$3985 | +\$ 880 |
| 30" | 78" | 60" | FMBDS3078 | \$4124 | +\$ 916 |
| 30" | 84" | 60" | FMBDS3084 | \$4278 | +\$ 946 |
| 30" | 96" | 60" | FMBDS3096 | \$6520 | +\$1286 |

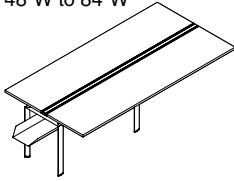
FrameOne

 **For Canadian Pricing**
 Multiply U.S. Price by the Canadian price factor.
 ▶ See page 1 for details.

Dual-Sided Extensions with Rail



48"W to 84"W



96"W

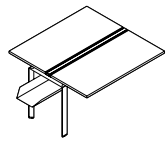
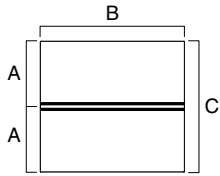
Tip: Two cable hangers are included with 48"W to 66"W units, three cable hangers are included with 72"W units, and four cable hangers are included with 78"W to 96"W units.

For laminate group 2 and 3 pricing, please refer to the electronic catalog or SmartTools.

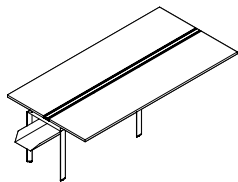
| Standard Includes | | Required to Specify | |
|--|--|--|--|
| <ul style="list-style-type: none"> ▶ Need help? Product details, page 178 | <ul style="list-style-type: none"> • Desk frame: slate • Integrated rail: anodized aluminum • High-Pressure Laminate price group 1 surface with plastic edges: 3 mm plastic edge on front, 1 mm on sides and back • Intermediate leg (two intermediate legs on 96"W units): paint • Upper tray: slate • Cable hangers: slate | <ol style="list-style-type: none"> 1 Style number 2 Laminate color number for surface 3 Plastic color number for edges on laminate surface 4 Paint color number for legs 5 Options, if selected (see below) <ul style="list-style-type: none"> ▶ See <i>Surface Materials</i>, page 490. | |
| Surface Materials | Options | U.S. Price | Required to Specify |
| | Laminate <ul style="list-style-type: none"> • Laminate price group 2 • Laminate price group 3 • Open Line laminate on High-Pressure Laminate surfaces | See information at left See information at left +\$ 201 plus cost of laminate | Specify laminate color number. Specify laminate color number. ▶ See <i>Surface Materials Reference Manual</i> . |
| | Wood veneer surfaces <ul style="list-style-type: none"> • Wood group 1 veneer surface with wood veneer edges – 3 mm edge profile on front edge, 0.6 mm on sides and back • Wood group 2 • Wood group 3 • Customiz stain • Full-fill finish on wood group 1 | Prices at right +\$ 201 +\$ 713 No cost +\$ 201 | Specify <i>with wood veneer</i> and indicate wood color number. Specify <i>with wood veneer surface</i> and indicate wood color number. Specify <i>with wood veneer surface</i> and indicate wood color number. Specify <i>with Customiz stain</i> . ▶ See <i>Surface Materials Reference Manual</i> . Specify full-fill finish number. |
| | Legs <ul style="list-style-type: none"> • Paint price group 1 • Paint price group 2 • Paint price group 3 | No cost +\$ 44 +\$ 76 | Specify paint color number. Specify paint color number. Specify paint color number. |
| Power and Data Access | Door <ul style="list-style-type: none"> • Door in worksurface for 48"W to 84"W – Paint – Anodized aluminum for 48"W to 84"W worksurfaces • Door in worksurface for 96"W – Paint – Anodized aluminum for 96"W worksurfaces | +\$ 626 No cost +\$ 34 +\$1252 No cost +\$ 65 | Specify <i>with door in worksurface</i> . Specify paint color number. Specify <i>with 8043 Clear Anodized Aluminum</i> . Specify <i>with door in worksurface</i> . Specify paint color number. Specify <i>with 8043 Clear Anodized Aluminum</i> . |
| | Cutout <ul style="list-style-type: none"> • Cutout in worksurface for 48"W to 84"W • Cutout in worksurface for 96"W | +\$ 156 +\$ 312 | Specify <i>with cutout in worksurface</i> . Specify <i>with cutout in worksurface</i> . |
| Trays | <ul style="list-style-type: none"> • Lower tray for 48"W to 84"W • Simple tray for 48"W to 84"W • Omit upper tray for 48"W to 84"W • Lower tray for 96"W • Simple tray for 96"W • Omit upper tray for 96"W | +\$ 244 –\$ 189 –\$ 239 +\$ 488 –\$ 378 –\$ 478 | Specify <i>with lower tray</i> . Specify <i>with simple tray</i> . Specify <i>omit upper tray</i> . Specify <i>with lower tray</i> . Specify <i>with simple tray</i> . Specify <i>omit upper tray</i> . |



For Canadian Pricing
 Multiply U.S. Price by the Canadian price factor.
 ▶ See page 1 for details.



48"W to 84"W




96"W

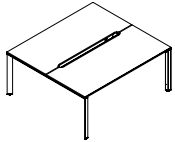
Tip: The (A) dimension is to centerline of integrated rail. Actual worksurface depths are 22" and 28".

Specification Information

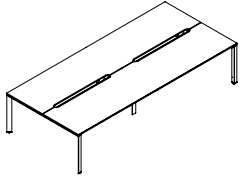
| Dimensions | | | Style Number | U.S. Base Price High-Pressure Laminate | Option (Add \$ to Base Price) |
|------------|-----|-----|------------------|---|----------------------------------|
| A | B | C | | | |
| 24" | 48" | 48" | FMEDS2448 | \$2765 | +\$ 674 |
| 24" | 60" | 48" | FMEDS2460 | \$2927 | +\$ 746 |
| 24" | 66" | 48" | FMEDS2466 | \$3038 | +\$ 776 |
| 24" | 72" | 48" | FMEDS2472 | \$3158 | +\$ 818 |
| 24" | 78" | 48" | FMEDS2478 | \$3299 | +\$ 848 |
| 24" | 84" | 48" | FMEDS2484 | \$3455 | +\$ 880 |
| 24" | 96" | 48" | FMEDS2496 | \$5283 | +\$1088 |
| 30" | 48" | 60" | FMEDS3048 | \$2947 | +\$ 746 |
| 30" | 60" | 60" | FMEDS3060 | \$3106 | +\$ 818 |
| 30" | 66" | 60" | FMEDS3066 | \$3218 | +\$ 848 |
| 30" | 72" | 60" | FMEDS3072 | \$3339 | +\$ 880 |
| 30" | 78" | 60" | FMEDS3078 | \$3481 | +\$ 916 |
| 30" | 84" | 60" | FMEDS3084 | \$3639 | +\$ 946 |
| 30" | 96" | 60" | FMEDS3096 | \$5550 | +\$1286 |

 **For Canadian Pricing**
Multiply U.S. Price by the Canadian price factor.
▶ See page 1 for details.

Dual-Sided Bases without Rail



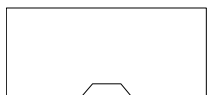
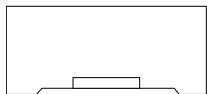
48"W to 84"W



96"W

Tip: Two cable hangers are included with 48"W to 66"W units, three cable hangers are included with 72"W units, and four cable hangers are included with 78"W to 96"W units.

For laminate group 2 and 3 pricing, please refer to the electronic catalog or SmartTools.



For Canadian Pricing
Multiply U.S. Price by the Canadian price factor.
▶ See page 1 for details.

| Standard Includes | | Required to Specify | |
|--|---|--|--|
| ▶ Need help? Product details, page 182 | <ul style="list-style-type: none"> • Desk frame: slate • High-Pressure Laminate price group 1 surface with plastic edges: 3 mm plastic edge on front, 1 mm on sides and back • Two post legs (and intermediate leg on 96"W units): paint • Simple tray: slate • Cable hangers: slate • Power and data access: scallop worksurface | <ol style="list-style-type: none"> 1 Style number 2 Laminate color number for surface 3 Plastic color number for edges on laminate surface 4 Paint color number for legs 5 Options, if selected (see below) | ▶ See <i>Surface Materials</i> , page 490. |
| Surface Materials | Options | U.S. Price | Required to Specify |
| | Laminate <ul style="list-style-type: none"> • Laminate price group 2 • Laminate price group 3 • Open Line laminate on High-Pressure Laminate surfaces | See information at left See information at left +\$201 plus cost of laminate | Specify laminate color number. Specify laminate color number. ▶ See <i>Surface Materials Reference Manual</i> . |
| | Wood veneer surfaces <ul style="list-style-type: none"> • Wood group 1 veneer surface with wood veneer edges – 3 mm edge profile on front edge, 0.6 mm on sides and back • Wood group 2 • Wood group 3 • Customiz stain • Full-fill finish on wood group 1 | Prices at right +\$201 +\$713 No cost +\$201 | Specify <i>with wood veneer</i> and indicate wood color number. Specify <i>with wood veneer surface</i> and indicate wood color number. Specify <i>with wood veneer surface</i> and indicate wood color number. Specify <i>with Customiz stain</i> . ▶ See <i>Surface Materials Reference Manual</i> . Specify full-fill finish number. |
| | Legs <ul style="list-style-type: none"> • Paint price group 1 • Paint price group 2 • Paint price group 3 | No cost +\$ 76 +\$159 | Specify paint color number. Specify paint color number. Specify paint color number. |
| | Power and Data Access <ul style="list-style-type: none"> • Door in worksurface for 48"W to 84"W – Paint – Anodized aluminum • Door in worksurface for 96"W – Paint – Anodized aluminum | +\$259 No cost +\$ 28 +\$518 No cost +\$ 57 | Specify <i>with door in worksurface</i> . Specify paint color number. Specify <i>with 8043 Clear Anodized Aluminum</i> . Specify <i>with door in worksurface</i> . Specify paint color number. Specify <i>with 8043 Clear Anodized Aluminum</i> . |
| | Scallop with Door <ul style="list-style-type: none"> • Door in worksurface for 48"W to 84"W – Paint – Anodized aluminum • Door in worksurface for 96"W – Paint – Anodized aluminum | +\$259 No cost +\$ 28 +\$518 No cost +\$ 57 | Specify <i>with scallop and door in worksurface</i> . Specify paint color number. Specify <i>with 8043 Clear Anodized Aluminum</i> . Specify <i>with scallop and door in worksurface</i> . Specify paint color number. Specify <i>with 8043 Clear Anodized Aluminum</i> . |
| | Cutout <ul style="list-style-type: none"> • Cutout in worksurface for 48"W to 84"W • Cutout in worksurface for 96"W | No cost No cost | Specify <i>with cutout in worksurface</i> . Specify <i>with cutout in worksurface</i> . |

▶ Options, continued on next page

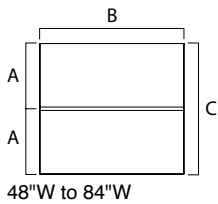
► Options, continued from previous page

| Options | U.S. Price | Required to Specify |
|--|------------|--|
| Loop Legs • Loop legs | +\$337 | Specify <i>with loop legs</i> . |
| Trays • Omit simple tray for 48"W to 84"W | -\$220 | Specify <i>omit simple tray</i> . |
| • Omit simple tray for 96"W | -\$440 | Specify <i>omit simple tray</i> . |
| Related Products • Volley with C-clamp mounting bracket, single and dual monitor arms | | ► See <i>Steelcase Worktools Specification Guide</i> . |

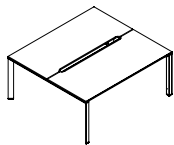
Specification Information

| Dimensions | | | Style | U.S. Base Price | Option |
|------------|-----|-----|--------------------|------------------------|------------------------|
| A | B | C | Number | High-Pressure Laminate | (Add \$ to Base Price) |
| 24" | 48" | 48" | FMBDSNR2448 | \$2807 | +\$ 674 |
| 24" | 60" | 48" | FMBDSNR2460 | \$2962 | +\$ 746 |
| 24" | 66" | 48" | FMBDSNR2466 | \$3073 | +\$ 776 |
| 24" | 72" | 48" | FMBDSNR2472 | \$3189 | +\$ 818 |
| 24" | 78" | 48" | FMBDSNR2478 | \$3325 | +\$ 848 |
| 24" | 84" | 48" | FMBDSNR2484 | \$3476 | +\$ 880 |
| 24" | 96" | 48" | FMBDSNR2496 | \$5147 | +\$1088 |
| 30" | 48" | 60" | FMBDSNR3048 | \$3029 | +\$ 746 |
| 30" | 60" | 60" | FMBDSNR3060 | \$3184 | +\$ 818 |
| 30" | 66" | 60" | FMBDSNR3066 | \$3291 | +\$ 848 |
| 30" | 72" | 60" | FMBDSNR3072 | \$3409 | +\$ 880 |
| 30" | 78" | 60" | FMBDSNR3078 | \$3545 | +\$ 916 |
| 30" | 84" | 60" | FMBDSNR3084 | \$3697 | +\$ 946 |
| 30" | 96" | 60" | FMBDSNR3096 | \$5879 | +\$1286 |

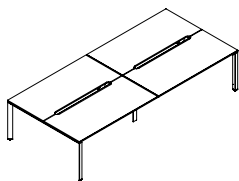
Wood Group 1
Veneer



48"W to 84"W



48"W to 84"W

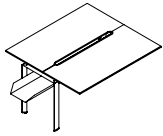


96"W

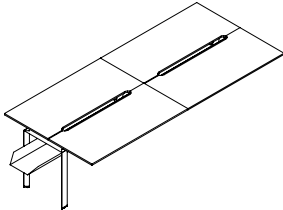
Tip: The (A) dimension is to centerline of bench. Actual worksurface depths are 23" and 29".

 **For Canadian Pricing**
Multiply U.S. Price by the Canadian price factor.
► See page 1 for details.

Dual-Sided Extensions without Rail



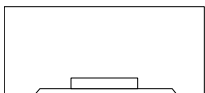
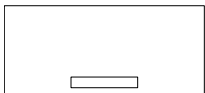
48"W to 84"W



96"W

Tip: Two cable hangers are included with 48"W to 66"W units, three cable hangers are included with 72"W units, and four cable hangers are included with 78"W to 96"W units.

For laminate group 2 and 3 pricing, please refer to the electronic catalog or SmartTools.



For Canadian Pricing
Multiply U.S. Price by the Canadian price factor.
▶ See page 1 for details.

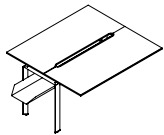
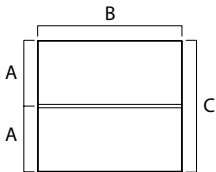
| | | Standard Includes | Required to Specify |
|---|---|---|---|
| ▶ Need help? Product details, page 182 | | <ul style="list-style-type: none"> • Desk frame: slate • High-Pressure Laminate price group 1 surface with plastic edges: 3 mm plastic edge on front, 1 mm on sides and back • Intermediate leg (two intermediate legs on 96"W units): paint • Simple tray: slate • Cable hangers: slate • Power and data access: scallop worksurface | <ol style="list-style-type: none"> 1 Style number 2 Laminate color number for surface 3 Plastic color number for edges on laminate surface 4 Paint color number for legs 5 Options, if selected (see below) <p>▶ See <i>Surface Materials</i>, page 490.</p> |
| Surface Materials | Options | U.S. Price | Required to Specify |
| | Laminate <ul style="list-style-type: none"> • Laminate price group 2 • Laminate price group 3 • Open Line laminate on High-Pressure Laminate surfaces | See information at left See information at left +\$201 plus cost of laminate | Specify laminate color number. Specify laminate color number. ▶ See <i>Surface Materials Reference Manual</i> . |
| | Wood veneer surfaces <ul style="list-style-type: none"> • Wood group 1 veneer surface with wood veneer edges - 3 mm edge profile on front edge, 0.6 mm on sides and back • Wood group 2 • Wood group 3 • Customiz stain • Full-fill finish on wood group 1 | Prices at right +\$201 +\$713 No cost +\$201 | Specify <i>with wood veneer</i> and indicate wood color number. Specify <i>with wood veneer surface</i> and indicate wood color number. Specify <i>with Customiz stain</i> . ▶ See <i>Surface Materials Reference Manual</i> . Specify full-fill finish number. |
| | Legs <ul style="list-style-type: none"> • Paint price group 1 • Paint price group 2 • Paint price group 3 | No cost +\$ 44 +\$ 76 | Specify paint color number. Specify paint color number. Specify paint color number. |
| | Power and Data Access <ul style="list-style-type: none"> • Door in worksurface for 48"W to 84"W <ul style="list-style-type: none"> - Paint - Anodized aluminum • Door in worksurface for 96"W <ul style="list-style-type: none"> - Paint - Anodized aluminum | +\$259 No cost +\$ 28 +\$518 No cost +\$ 57 | Specify <i>with door in worksurface</i> . Specify paint color number. Specify <i>with 8043 Clear Anodized Aluminum</i> . Specify <i>with door in worksurface</i> . Specify paint color number. Specify <i>with 8043 Clear Anodized Aluminum</i> . |
| | Scallop with Door <ul style="list-style-type: none"> • Door in worksurface for 48"W to 84"W <ul style="list-style-type: none"> - Paint - Anodized aluminum • Door in worksurface for 96"W <ul style="list-style-type: none"> - Paint - Anodized aluminum | +\$ 259 No cost +\$ 28 +\$518 No cost +\$ 57 | Specify <i>with scallop and door in worksurface</i> . Specify paint color number. Specify <i>with 8043 Clear Anodized Aluminum</i> . Specify <i>with scallop and door in worksurface</i> . Specify paint color number. Specify <i>with 8043 Clear Anodized Aluminum</i> . |
| | Cutout <ul style="list-style-type: none"> • Cutout in worksurface for 48"W to 84"W • Cutout in worksurface for 96"W | No cost No cost | Specify <i>with cutout in worksurface</i> . Specify <i>with cutout in worksurface</i> . |
| ▶ Options, continued on next page | | | |

► Options, continued from previous page

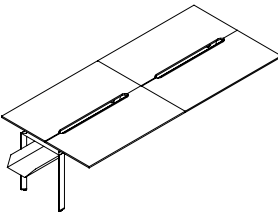
| Options | U.S. Price | Required to Specify |
|-------------------------|--|---|
| Trays | <ul style="list-style-type: none"> • Omit simple tray for 48"W to 84"W - \$220 • Omit simple tray for 96"W - \$440 | <p>Specify <i>omit simple tray</i>.</p> <p>Specify <i>omit simple tray</i>.</p> |
| Related Products | <ul style="list-style-type: none"> • Volley with C-clamp mounting bracket, single and dual monitor arms | <p>► See <i>Steelcase Worktools Specification Guide</i>.</p> |

Specification Information

| Dimensions | | | Style | U.S. Base Price | Option |
|------------|-----|-----|--------------------|------------------------|------------------------|
| A | B | C | Number | High-Pressure Laminate | (Add \$ to Base Price) |
| 24" | 48" | 48" | FMEDSNR2448 | \$2300 | +\$ 674 |
| 24" | 60" | 48" | FMEDSNR2460 | \$2456 | +\$ 746 |
| 24" | 66" | 48" | FMEDSNR2466 | \$2562 | +\$ 776 |
| 24" | 72" | 48" | FMEDSNR2472 | \$2684 | +\$ 818 |
| 24" | 78" | 48" | FMEDSNR2478 | \$2820 | +\$ 848 |
| 24" | 84" | 48" | FMEDSNR2484 | \$2969 | +\$ 880 |
| 24" | 96" | 48" | FMEDSNR2496 | \$4750 | +\$1088 |
| 30" | 48" | 60" | FMEDSNR3048 | \$2480 | +\$ 746 |
| 30" | 60" | 60" | FMEDSNR3060 | \$2633 | +\$ 818 |
| 30" | 66" | 60" | FMEDSNR3066 | \$2740 | +\$ 848 |
| 30" | 72" | 60" | FMEDSNR3072 | \$2858 | +\$ 880 |
| 30" | 78" | 60" | FMEDSNR3078 | \$2995 | +\$ 916 |
| 30" | 84" | 60" | FMEDSNR3084 | \$3147 | +\$ 946 |
| 30" | 96" | 60" | FMEDSNR3096 | \$5010 | +\$1286 |
| : | : | : | : | : | : |



48"W to 84"W



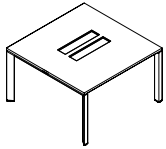
96"W

Tip: The (A) dimension is to centerline of bench. Actual worksurface depths are 23" and 29".

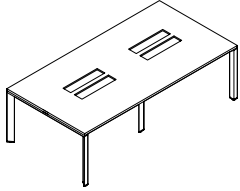


For Canadian Pricing
Multiply U.S. Price by the Canadian price factor.
► See page 1 for details.

Dual-Sided Bases with Continuous Top



48"W to 84"W



96"W

Tip: Two cable hangers are included with 48"W to 66"W units, three cable hangers are included with 72"W units, and four cable hangers are included with 78"W to 96"W units.

For laminate group 2 and 3 pricing, please refer to the electronic catalog or SmartTools.

| Standard Includes | | Required to Specify | |
|--|---|---|--|
| <ul style="list-style-type: none"> ▶ Need help? Product details, page 186 | <ul style="list-style-type: none"> • Desk frame: slate • High-Pressure Laminate price group 1 surface with plastic edges: 3 mm plastic edge on front, 1 mm on sides • Two post legs (and intermediate leg on 96"W units): paint • Simple tray with end caps and power covers: slate • Cable hangers: slate • Power and data access doors: paint | <ol style="list-style-type: none"> 1 Style number 2 Laminate color number for surface 3 Plastic color number for edges on laminate surface 4 Paint color number for legs 5 Paint color number for access doors 6 Options, if selected (see below) <ul style="list-style-type: none"> ▶ See <i>Surface Materials</i>, page 490. | |
| Surface Materials | Options | U.S. Price | Required to Specify |
| | Laminate <ul style="list-style-type: none"> • Laminate price group 2 • Laminate price group 3 • Open Line laminate on High-Pressure Laminate surfaces | See information at left See information at left +\$201 plus cost of laminate | Specify laminate color number. Specify laminate color number. ▶ See <i>Surface Materials Reference Manual</i> . |
| | Wood veneer surfaces <ul style="list-style-type: none"> • Wood group 1 veneer surface with wood veneer edges <ul style="list-style-type: none"> – 3 mm edge profile on front edge, 0.6 mm on sides and back • Wood group 2 • Wood group 3 • Customiz stain • Full-fill finish on wood group 1 | Prices at right +\$201 +\$713 No cost +\$201 | Specify <i>with wood veneer</i> and indicate wood color number. Specify <i>with wood veneer surface</i> and indicate wood color number. Specify <i>with wood veneer surface</i> and indicate wood color number. Specify <i>with Customiz stain</i> . ▶ See <i>Surface Materials Reference Manual</i> . Specify full-fill finish number. |
| | Legs <ul style="list-style-type: none"> • Paint price group 1 • Paint price group 2 • Paint price group 3 | No cost +\$ 76 +\$159 | Specify paint color number. Specify paint color number. Specify paint color number. |
| | Power and Data Access Door <ul style="list-style-type: none"> • Paint • Anodized aluminum for 48"W to 84"W worksurfaces • Anodized aluminum for 96"W worksurfaces | No cost +\$ 34 +\$ 65 | Specify paint color number. Specify <i>with 8043 Clear Anodized Aluminum</i> . Specify <i>with 8043 Clear Anodized Aluminum</i> . |
| Loop Legs | <ul style="list-style-type: none"> • Loop legs | +\$337 | Specify <i>with loop legs</i> . |

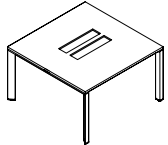
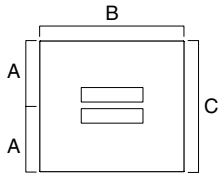


For Canadian Pricing

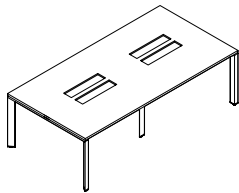
Multiply U.S. Price by the Canadian price factor.

▶ See page 1 for details.

Specification Information



48"W to 84"W



96"W

| • Dimensions | | | • Style | • U.S. Base Price | • Option |
|--------------|-----|-----|------------------|------------------------|------------------------|
| A | B | C | Number | High-Pressure Laminate | (Add \$ to Base Price) |
| 24" | 48" | 48" | FMBDC2448 | \$3502 | +\$ 674 |
| 24" | 60" | 48" | FMBDC2460 | \$3658 | +\$ 746 |
| 24" | 66" | 48" | FMBDC2466 | \$3771 | +\$ 776 |
| 24" | 72" | 48" | FMBDC2472 | \$3898 | +\$ 818 |
| 24" | 78" | 48" | FMBDC2478 | \$4034 | +\$ 848 |
| 24" | 84" | 48" | FMBDC2484 | \$4190 | +\$ 880 |
| 24" | 96" | 48" | FMBDC2496 | \$6781 | +\$1088 |
| 30" | 48" | 60" | FMBDC3048 | \$3731 | +\$ 746 |
| 30" | 60" | 60" | FMBDC3060 | \$3887 | +\$ 818 |
| 30" | 66" | 60" | FMBDC3066 | \$3999 | +\$ 848 |
| 30" | 72" | 60" | FMBDC3072 | \$4121 | +\$ 880 |
| 30" | 78" | 60" | FMBDC3078 | \$4260 | +\$ 916 |
| 30" | 84" | 60" | FMBDC3084 | \$4419 | +\$ 946 |
| 30" | 96" | 60" | FMBDC3096 | \$7119 | +\$1286 |

Wood Group 1
Veneer

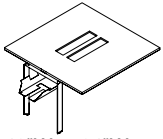


For Canadian Pricing

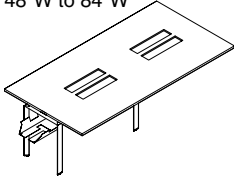
Multiply U.S. Price by the
Canadian price factor.

▶ See page 1 for details.

Dual-Sided Extensions with Continuous Top



48"W to 84"W



96"W

Tip: Two cable hangers are included with 48"W to 66"W units, three cable hangers are included with 72"W units, and four cable hangers are included with 78"W to 96"W units.

For laminate group 2 and 3 pricing, please refer to the electronic catalog or SmartTools.

| Standard Includes | Required to Specify |
|-------------------|---------------------|
|-------------------|---------------------|

- | | |
|--|--|
| <ul style="list-style-type: none"> ▶ Need help? Product details, page 186 | <ul style="list-style-type: none"> • Desk frame: slate • High-Pressure Laminate price group 1 surface with plastic edges: <ul style="list-style-type: none"> 3 mm plastic edge on front, 1 mm on sides • Intermediate leg (two intermediate legs on 96"W units): paint • Simple tray with extension tray and power covers: slate • Cable hangers: slate • Power and data access doors: paint |
|--|--|

- | |
|--|
| <ol style="list-style-type: none"> 1 Style number 2 Laminate color number for surface 3 Plastic color number for edges on laminate surface 4 Paint color number for legs 5 Paint color number for access doors 6 Options, if selected (see below) <p>▶ See <i>Surface Materials</i>, page 490.</p> |
|--|

| Surface Materials | Options | U.S. Price | Required to Specify |
|-------------------|---------|------------|---------------------|
|-------------------|---------|------------|---------------------|

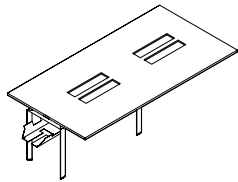
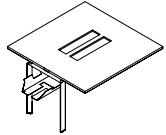
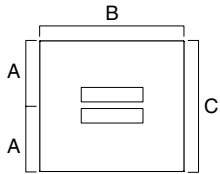
| | | | |
|--------------------------|---|--|--|
| Surface Materials | Laminate | | |
| | <ul style="list-style-type: none"> • Laminate price group 2 • Laminate price group 3 • Open Line laminate on High-Pressure Laminate surfaces | See information at left See information at left +\$201 | Specify laminate color number. Specify laminate color number. ▶ See <i>Surface Materials Reference Manual</i> . |
| | Wood veneer surfaces | | |
| | <ul style="list-style-type: none"> • Wood group 1 veneer surface with wood veneer edges <ul style="list-style-type: none"> – 3 mm edge profile on front edge, 0.6 mm on sides and back • Wood group 2 • Wood group 3 • Customiz stain • Full-fill finish on wood group 1 | Prices at right +\$201 +\$713 No cost +\$201 | Specify <i>with wood veneer</i> and indicate wood color number. Specify <i>with wood veneer surface</i> and indicate wood color number. Specify <i>with wood veneer surface</i> and indicate wood color number. Specify <i>with Customiz stain</i> . ▶ See <i>Surface Materials Reference Manual</i> . Specify full-fill finish number. |
| | Legs | | |
| | <ul style="list-style-type: none"> • Paint price group 1 • Paint price group 2 • Paint price group 3 | No cost +\$ 44 +\$ 76 | Specify paint color number. Specify paint color number. Specify paint color number. |
| | Power and data access door | | |
| | <ul style="list-style-type: none"> • Paint • Anodized aluminum for 48"W to 84"W worksurfaces • Anodized aluminum for 96"W worksurfaces | No cost +\$ 34 +\$ 65 | Specify paint color number. Specify <i>with 8043 Clear Anodized Aluminum</i> . Specify <i>with 8043 Clear Anodized Aluminum</i> . |



For Canadian Pricing

Multiply U.S. Price by the Canadian price factor.

▶ See page 1 for details.



Specification Information

| • Dimensions | | | • Style | • U.S. Base Price | • Option | |
|--------------|-----|-----|------------------|------------------------|------------------------|--------|
| A | B | C | Number | High-Pressure Laminate | (Add \$ to Base Price) | |
| 24" | 48" | 48" | FMEDC2448 | \$2906 | + | \$ 674 |
| 24" | 60" | 48" | FMEDC2460 | \$3062 | + | \$ 746 |
| 24" | 66" | 48" | FMEDC2466 | \$3173 | + | \$ 776 |
| 24" | 72" | 48" | FMEDC2472 | \$3294 | + | \$ 818 |
| 24" | 78" | 48" | FMEDC2478 | \$3437 | + | \$ 848 |
| 24" | 84" | 48" | FMEDC2484 | \$3593 | + | \$ 880 |
| 24" | 96" | 48" | FMEDC2496 | \$5877 | + | \$1088 |
| 30" | 48" | 60" | FMEDC3048 | \$3087 | + | \$ 746 |
| 30" | 60" | 60" | FMEDC3060 | \$3243 | + | \$ 818 |
| 30" | 66" | 60" | FMEDC3066 | \$3354 | + | \$ 848 |
| 30" | 72" | 60" | FMEDC3072 | \$3477 | + | \$ 880 |
| 30" | 78" | 60" | FMEDC3078 | \$3617 | + | \$ 916 |
| 30" | 84" | 60" | FMEDC3084 | \$3774 | + | \$ 946 |
| 30" | 96" | 60" | FMEDC3096 | \$6148 | + | \$1286 |

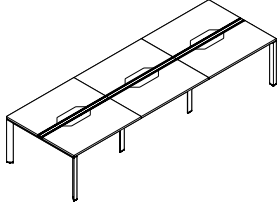
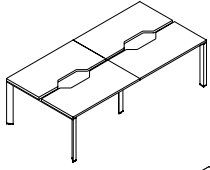
Wood Group 1
Veneer

FrameOne



For Canadian Pricing
Multiply U.S. Price by the
Canadian price factor.
▶ See page 1 for details.

Value Package Benches with and without Rail



Tip: Artwork above shows 4-pack value package benches without rail and 6-pack value package benches with rail, respectively.

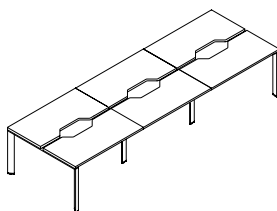
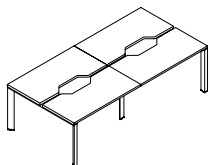
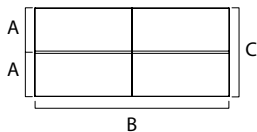
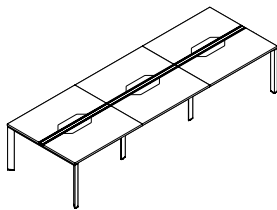
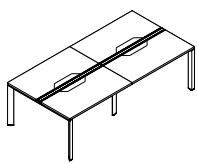
Tip: Simple tray is standard and does not include power covers, end caps, or extension trays. These can be ordered separately.

For laminate group 2 and 3 pricing, please refer to the electronic catalog or SmartTools.

| Standard Includes | | Required to Specify | |
|--|---|---|--|
| <ul style="list-style-type: none"> Need help? Product details, page 188 Desk frame: slate High-Pressure Laminate price group 1 surfaces with plastic edges: <ul style="list-style-type: none"> 3 mm plastic edge on front, 1 mm on sides and back Integrated rail, if selected: anodized aluminum Worksurface cutouts Two post legs: paint Intermediate leg(s): paint Simple tray: slate Cable hangers: slate | | <ol style="list-style-type: none"> Style number Laminate color number for surface Plastic color number for edges on laminate surface Paint color number for legs Options, if selected (see below) <ul style="list-style-type: none"> ▶ See <i>Surface Materials</i>, page 490. | |
| Surface Materials | Options | U.S. Price | Required to Specify |
| | Laminate <ul style="list-style-type: none"> Laminate price group 2 Laminate price group 3 Open Line laminate on High-Pressure Laminate surfaces <ul style="list-style-type: none"> – 4-pack – 6-pack | See information at left See information at left +\$ 405 +\$ 608 plus cost of laminate | Specify laminate color number. Specify laminate color number. ▶ See <i>Surface Materials Reference Manual</i> . |
| | Wood veneer surfaces <ul style="list-style-type: none"> Wood group 1 veneer surface with wood veneer edges <ul style="list-style-type: none"> – 3 mm edge profile on front edge, 0.6 mm on sides and back Wood group 2 veneer <ul style="list-style-type: none"> – 4-pack – 6-pack Wood group 3 veneer <ul style="list-style-type: none"> – 4-pack – 6-pack Customiz stain <ul style="list-style-type: none"> – 4-pack – 6-pack Full-fill finish on wood group 1 <ul style="list-style-type: none"> – 4-pack – 6-pack | Prices at right +\$ 405 +\$ 610 +\$1425 +\$2137 No cost No cost +\$ 405 +\$ 608 | Specify <i>with wood veneer</i> and indicate wood color number. Specify <i>with wood veneer</i> surface and indicate wood color number. Specify <i>with wood veneer</i> surface and indicate wood color number. Specify <i>with Customiz stain</i> . ▶ See <i>Surface Materials Reference Manual</i> . Specify full-fill finish number. |
| | Legs <ul style="list-style-type: none"> Paint price group 1 Paint price group 2 <ul style="list-style-type: none"> – 4-pack – 6-pack Paint price group 3 <ul style="list-style-type: none"> – 4-pack – 6-pack | No cost +\$ 114 +\$ 159 +\$ 234 +\$ 307 | Specify paint color number. Specify paint color number. Specify paint color number. |
| Loop Legs | <ul style="list-style-type: none"> Loop legs | + \$ 337 | Specify <i>with loop legs</i> . |



For Canadian Pricing
 Multiply U.S. Price by the Canadian price factor.
 ▶ See page 1 for details.



For Canadian Pricing
Multiply U.S. Price by the
Canadian price factor.
▶ See page 1 for details.

Specification Information

| Dimensions | | | Style | U.S. Base Price | Option |
|------------|---|---|--------|------------------------|------------------------|
| A | B | C | Number | High-Pressure Laminate | (Add \$ to Base Price) |
| | | | | | Wood |
| | | | | | Veneer |

4-Pack with Rail

| | | | | | |
|-----|------|-----|-------------------|---------|---------|
| 24" | 96" | 48" | FMV4PK2448 | \$ 5835 | +\$1352 |
| 24" | 120" | 48" | FMV4PK2460 | \$ 6139 | +\$1489 |
| 24" | 144" | 48" | FMV4PK2472 | \$ 6593 | +\$1625 |
| 30" | 96" | 60" | FMV4PK3048 | \$ 6232 | +\$1352 |
| 30" | 120" | 60" | FMV4PK3060 | \$ 6531 | +\$1625 |
| 30" | 144" | 60" | FMV4PK3072 | \$ 6980 | +\$1758 |

6-Pack with Rail

| | | | | | |
|-----|------|-----|-------------------|----------|---------|
| 24" | 144" | 48" | FMV6PK2448 | \$ 8465 | +\$2025 |
| 24" | 180" | 48" | FMV6PK2460 | \$ 8923 | +\$2235 |
| 24" | 216" | 48" | FMV6PK2472 | \$ 9597 | +\$2439 |
| 30" | 144" | 60" | FMV6PK3048 | \$ 9036 | +\$2025 |
| 30" | 180" | 60" | FMV6PK3060 | \$ 9488 | +\$2439 |
| 30" | 216" | 60" | FMV6PK3072 | \$10,165 | +\$2633 |

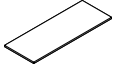
4-Pack without Rail

| | | | | | |
|-----|------|-----|---------------------|---------|---------|
| 24" | 96" | 48" | FMV4PKNR2448 | \$ 4903 | +\$1352 |
| 24" | 120" | 48" | FMV4PKNR2460 | \$ 5199 | +\$1489 |
| 24" | 144" | 48" | FMV4PKNR2472 | \$ 5641 | +\$1625 |
| 30" | 96" | 60" | FMV4PKNR3048 | \$ 5289 | +\$1352 |
| 30" | 120" | 60" | FMV4PKNR3060 | \$ 5582 | +\$1625 |
| 30" | 144" | 60" | FMV4PKNR3072 | \$ 6019 | +\$1758 |

6-Pack without Rail

| | | | | | |
|-----|------|-----|---------------------|---------|---------|
| 24" | 144" | 48" | FMV6PKNR2448 | \$ 7113 | +\$2025 |
| 24" | 180" | 48" | FMV6PKNR2460 | \$ 7559 | +\$2235 |
| 24" | 216" | 48" | FMV6PKNR2472 | \$ 8214 | +\$2439 |
| 30" | 144" | 60" | FMV6PKNR3048 | \$ 7669 | +\$2025 |
| 30" | 180" | 60" | FMV6PKNR3060 | \$ 8107 | +\$2439 |
| 30" | 216" | 60" | FMV6PKNR3072 | \$ 8760 | +\$2633 |

End Counters



| Standard Includes | Required to Specify |
|---|---|
| <ul style="list-style-type: none"> ▶ Need help? Product details, page 178 • High-Pressure Laminate price group 1 surface with plastic edges: 3 mm plastic edge on front and sides, 1 mm on back • Cantilevers: slate | <ol style="list-style-type: none"> 1 Style number 2 Laminate color number for surface 3 Plastic color number for edges on laminate surface 4 Options, if selected (see below) <ul style="list-style-type: none"> ▶ See <i>Surface Materials</i>, page 490. |

For laminate group 2 and 3 pricing, please refer to the electronic catalog or SmartTools.

Tip: Wood group 2 and 3 upcharges are in addition to wood group 1 upcharge.

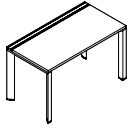
| Options | U.S. Price | Required to Specify |
|---|---|--|
| Surface Materials Laminate <ul style="list-style-type: none"> • Laminate price group 2 • Laminate price group 3 • Open Line laminate on High-Pressure Laminate surfaces | See information at left See information at left +\$102 plus cost of laminate | Specify laminate color number. Specify laminate color number. ▶ See <i>Surface Materials Reference Manual</i> . |
| Wood veneer surfaces <ul style="list-style-type: none"> • Wood group 1 veneer surface with wood veneer edges – 3 mm edge profile on front and side edges, 0.6 mm on back edge • Wood group 2 • Wood group 3 • Customiz stain • Full-fill finish on wood group 1 | Prices below +\$102 +\$358 No cost +\$102 | Specify <i>with wood veneer</i> and indicate wood color number. Specify <i>with wood veneer surface</i> and indicate wood color number. Specify <i>with wood veneer surface</i> and indicate wood color number. Specify <i>with Customiz stain</i> . ▶ See <i>Surface Materials Reference Manual</i> . Specify full-fill finish number. |

| Specification Information | | | |
|---------------------------|-----------------|------------------------|-----------------------------|
| Dimensions | Style Number | U.S. Base Price | Option |
| D W | | High-Pressure Laminate | (Add \$ to Base Price) |
| 18" 48" | FMCS1848 | \$1133 | +Wood +Group 1 +\$337 |
| 18" 60" | FMCS1860 | \$1177 | +Wood +Group 1 +\$373 |
| 24" 48" | FMCS2448 | \$1177 | +Wood +Group 1 +\$373 |
| 24" 60" | FMCS2460 | \$1220 | +Wood +Group 1 +\$409 |

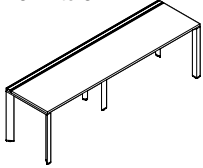


For Canadian Pricing
 Multiply U.S. Price by the Canadian price factor.
 ▶ See page 1 for details.

Single-Sided Bases



48"W to 84"W



96"W

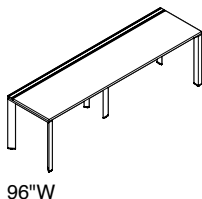
Tip: Two cable hangers are included with 48"W to 66"W units, three cable hangers are included with 72"W units, and four cable hangers are included with 78"W to 96"W units.

Tip: 96"W single-sided bases and extensions include an intermediate leg. The 96"W single-sided base or extension is recommended to be used as a two person workstation. It should not be used as a single person work, as the intermediate leg may cause interference with the user. This is only applicable on the single-sided application.
For laminate group 2 and 3 pricing, please refer to the electronic catalog or SmartTools.

| Standard Includes | | Required to Specify | |
|--|---|--|--|
| <ul style="list-style-type: none"> Need help? Product details, page 190 | <ul style="list-style-type: none"> Desk frame: slate Integrated rail: anodized aluminum High-Pressure Laminate price group 1 surface with plastic edges: 3 mm plastic edge on front, 1 mm on sides and back Two post legs: paint Two post legs and intermediate leg on 96"W units: paint Upper and lower trays, and end caps: slate Cable hangers: slate | <ol style="list-style-type: none"> Style number Laminate color number for surface Plastic color number for edges on laminate surface Paint color number for legs Options, if selected (see below) | <ul style="list-style-type: none"> ▶ See <i>Surface Materials</i>, page 490. |
| Surface Materials | Options | U.S. Price | Required to Specify |
| | Laminate <ul style="list-style-type: none"> Laminate price group 2 Laminate price group 3 Open Line laminate on High-Pressure Laminate surfaces | See information at left See information at left +\$102 plus cost of laminate | Specify laminate color number. Specify laminate color number. ▶ See <i>Surface Materials Reference Manual</i> . |
| | Wood veneer surfaces <ul style="list-style-type: none"> Wood group 1 veneer surface with wood veneer edges – 3 mm edge profile on front edge, 0.6 mm on sides and back Wood group 2 Wood group 3 Customiz stain Full-fill finish on wood group 1 | Prices at right +\$102 +\$358 No cost +\$102 | Specify <i>with wood veneer</i> and indicate wood color number. Specify <i>with wood veneer surface</i> and indicate wood color number. Specify <i>with wood veneer surface</i> and indicate wood color number. Specify <i>with Customiz stain</i> . ▶ See <i>Surface Materials Reference Manual</i> . Specify full-fill finish number. |
| | Legs <ul style="list-style-type: none"> Paint price group 1 Paint price group 2 Paint price group 3 | No cost +\$ 76 +\$159 | Specify paint color number. Specify paint color number. Specify paint color number. |
| Power and Data Access | Door <ul style="list-style-type: none"> Door in worksurface for 48"W to 84"W <ul style="list-style-type: none"> – Paint No cost – Anodized aluminum for 48"W to 84"W worksurfaces +\$ 16 Door in worksurface for 96"W <ul style="list-style-type: none"> – Paint No cost –Anodized aluminum for 96"W worksurfaces +\$ 34 | +\$313 +\$ 626 +\$ 34 | Specify with door in worksurface. Specify paint color number. Specify <i>with 8043 Clear Anodized Aluminum</i> . Specify <i>with door in worksurface</i> . Specify paint color number. Specify <i>with 8043 Clear Anodized Aluminum</i> . |
| | Cutout <ul style="list-style-type: none"> Cutout in worksurface for 48"W to 84"W +\$ 78 Cutout in worksurface for 96"W +\$156 | | Specify <i>with cutout in worksurface</i> . Specify <i>with cutout in worksurface</i> . |
| Loop Legs | <ul style="list-style-type: none"> Loop legs | +\$254 | Specify <i>with loop legs</i> . |
| Trays | <ul style="list-style-type: none"> Upper and lower tray and end caps for 48"W to 84"W Simple tray for 48"W to 84"W Upper and lower tray and end caps for 96"W Simple tray for 96"W | No cost –\$ 93 No cost –\$186 | Specify <i>with upper and lower tray</i> . Specify <i>with simple tray</i> . Specify <i>with upper and lower tray</i> . Specify <i>with simple tray</i> . |



For Canadian Pricing
 Multiply U.S. Price by the Canadian price factor.
 ▶ See page 1 for details.



Tip: The (A) dimension is to back edge of integrated rail. Actual worksurface depths are 22" and 28".

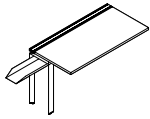
Specification Information

| Dimensions | | Style Number | U.S. Base Price High-Pressure Laminate | Option (Add \$ to Base Price) |
|------------|-----|------------------|--|-------------------------------|
| A | B | | | |
| 25½" | 48" | FMBSS2448 | \$2784 | +\$337 |
| 25½" | 60" | FMBSS2460 | \$2906 | +\$373 |
| 25½" | 66" | FMBSS2466 | \$2989 | +\$388 |
| 25½" | 72" | FMBSS2472 | \$3086 | +\$409 |
| 25½" | 78" | FMBSS2478 | \$3187 | +\$424 |
| 25½" | 84" | FMBSS2484 | \$3301 | +\$440 |
| 25½" | 96" | FMBSS2496 | \$4765 | +\$544 |
| 31½" | 48" | FMBSS3048 | \$2954 | +\$373 |
| 31½" | 60" | FMBSS3060 | \$3077 | +\$409 |
| 31½" | 66" | FMBSS3066 | \$3165 | +\$424 |
| 31½" | 72" | FMBSS3072 | \$3251 | +\$440 |
| 31½" | 78" | FMBSS3078 | \$3354 | +\$458 |
| 31½" | 84" | FMBSS3084 | \$3477 | +\$473 |
| 31½" | 96" | FMBSS3096 | \$5006 | +\$643 |

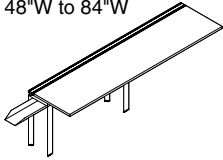
FrameOne

 **For Canadian Pricing**
 Multiply U.S. Price by the Canadian price factor.
 ▶ See page 1 for details.

Single-Sided Extensions



48"W to 84"W



96"W

Tip: Two cable hangers are included with 48"W to 66"W units, three cable hangers are included with 72"W units, and four cable hangers are included with 78"W to 96"W units.

Tip: 96"W single-sided bases and extensions include an intermediate leg. The 96"W single-sided base or extension is recommended to be used as a two person workstation. It should not be used as a single person work, as the intermediate leg may cause interference with the user. This is only applicable on the single-sided application.

For laminate group 2 and 3 pricing, please refer to the electronic catalog or SmartTools.

| Standard Includes | Required to Specify |
|-------------------|---------------------|
|-------------------|---------------------|

- | | | |
|--|---|---|
| <ul style="list-style-type: none"> ▶ Need help? Product details, page 190 | <ul style="list-style-type: none"> • Desk frame: slate • Integrated rail: anodized aluminum • High-Pressure Laminate price group 1 surface with plastic edges: 3 mm plastic edge on front, 1 mm on sides and back • Intermediate leg: paint • Two intermediate legs on 96"W units: paint • Upper and lower trays: slate • Cable hangers: slate | <ol style="list-style-type: none"> 1 Style number 2 Laminate color number for surface 3 Plastic color number for edges on laminate surface 4 Paint color number for legs 5 Options, if selected (see below) <p>▶ See <i>Surface Materials</i>, page 490.</p> |
|--|---|---|

| Surface Materials | Options | U.S. Price | Required to Specify |
|-------------------|---------|------------|---------------------|
|-------------------|---------|------------|---------------------|

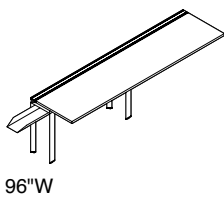
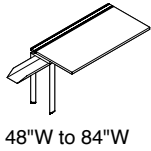
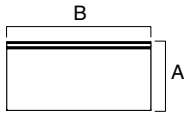
| | | | |
|------------------------------|--|---|--|
| Surface Materials | Laminate | | |
| | <ul style="list-style-type: none"> • Laminate price group 2 • Laminate price group 3 • Open Line laminate on High-Pressure Laminate surfaces | <p>See information at left See information at left +\$102 plus cost of laminate</p> | <p>Specify laminate color number. Specify laminate color number.</p> <p>▶ See <i>Surface Materials Reference Manual</i>.</p> |
| | Wood veneer surfaces | | |
| | <ul style="list-style-type: none"> • Wood group 1 veneer surface with wood veneer edges – 3 mm edge profile on front edge, 0.6 mm on sides and back • Wood group 2 • Wood group 3 • Customiz stain • Full-fill finish on wood group 1 | <p>Prices at right</p> <p>+\$102</p> <p>+\$358</p> <p>No cost</p> <p>+\$102</p> | <p>Specify <i>with wood veneer</i> and indicate wood color number.</p> <p>Specify <i>with wood veneer surface</i> and indicate wood color number.</p> <p>Specify <i>with wood veneer surface</i> and indicate wood color number.</p> <p>Specify <i>with Customiz stain</i>.</p> <p>▶ See <i>Surface Materials Reference Manual</i>. Specify full-fill finish number.</p> |
| | Legs | | |
| | <ul style="list-style-type: none"> • Paint price group 1 • Paint price group 2 • Paint price group 3 | <p>No cost</p> <p>+\$ 44</p> <p>+\$ 76</p> | <p>Specify paint color number. Specify paint color number. Specify paint color number.</p> |
| Power and Data Access | Door | | |
| | <ul style="list-style-type: none"> • Door in worksurface for 48"W to 84"W <ul style="list-style-type: none"> – Paint No cost – Anodized aluminum for 48"W to 84"W worksurfaces +\$ 16 • Door in worksurface for 96"W <ul style="list-style-type: none"> – Paint No cost – Anodized aluminum for 96"W worksurfaces +\$ 34 | <p>+\$313</p> | <p>Specify <i>with door in worksurface</i>.</p> <p>Specify paint color number. Specify <i>with 8043 Clear Anodized Aluminum</i>.</p> <p>Specify <i>with door in worksurface</i>. Specify paint color number. Specify <i>with 8043 Clear Anodized Aluminum</i>.</p> |
| | Cutout | | |
| | <ul style="list-style-type: none"> • Cutout in worksurface for 48"W to 84"W • Cutout in worksurface for 96"W | <p>+\$ 78</p> <p>+\$156</p> | <p>Specify <i>with cutout in worksurface</i>.</p> <p>Specify <i>with cutout in worksurface</i>.</p> |
| Trays | <ul style="list-style-type: none"> • Upper and lower tray for 48"W to 84"W • Simple tray for 48"W to 84"W • Upper and lower tray for 96"W • Simple tray for 96"W | <p>No cost</p> <p>–\$ 93</p> <p>No cost</p> <p>–\$186</p> | <p>Specify <i>with upper and lower tray</i>.</p> <p>Specify <i>with simple tray</i>. Specify <i>with upper and lower tray</i>.</p> <p>Specify <i>with simple tray</i>.</p> |



For Canadian Pricing

Multiply U.S. Price by the Canadian price factor.


▶ See page 1 for details.



Specification Information

| • Dimensions | | • Style | • U.S. Base Price | • Option |
|----------------------------------|-----|------------------|------------------------|------------------------|
| A | B | Number | High-Pressure Laminate | (Add \$ to Base Price) |
| 25 ¹ / ₂ " | 48" | FMESS2448 | \$2432 | + \$337 |
| 25 ¹ / ₂ " | 60" | FMESS2460 | \$2553 | + \$373 |
| 25 ¹ / ₂ " | 66" | FMESS2466 | \$2641 | + \$388 |
| 25 ¹ / ₂ " | 72" | FMESS2472 | \$2728 | + \$409 |
| 25 ¹ / ₂ " | 78" | FMESS2478 | \$2834 | + \$424 |
| 25 ¹ / ₂ " | 84" | FMESS2484 | \$2945 | + \$440 |
| 25 ¹ / ₂ " | 96" | FMESS2496 | \$4241 | + \$544 |
| 31 ¹ / ₂ " | 48" | FMESS3048 | \$2569 | + \$373 |
| 31 ¹ / ₂ " | 60" | FMESS3060 | \$2688 | + \$409 |
| 31 ¹ / ₂ " | 66" | FMESS3066 | \$2771 | + \$424 |
| 31 ¹ / ₂ " | 72" | FMESS3072 | \$2859 | + \$440 |
| 31 ¹ / ₂ " | 78" | FMESS3078 | \$2963 | + \$458 |
| 31 ¹ / ₂ " | 84" | FMESS3084 | \$3086 | + \$473 |
| 31 ¹ / ₂ " | 96" | FMESS3096 | \$4455 | + \$643 |

FrameOne

 **For Canadian Pricing**
 Multiply U.S. Price by the Canadian price factor.
 ▶ See page 1 for details.

Intermediate Leg Covers



| Standard Includes | | Required to Specify |
|--|--|---|
| <ul style="list-style-type: none"> ▶ Need help? Product details, page 179 | <ul style="list-style-type: none"> • Leg cover (for both sides of the leg): paint | <ul style="list-style-type: none"> 1 Style number 2 Paint color number for leg cover 3 Options, if selected (see below) ▶ See <i>Surface Materials</i>, page 490. |

| Options | U.S. Price | Required to Specify |
|--|---------------------------|---|
| Surface Materials Paint <ul style="list-style-type: none"> • Paint price group 1 • Paint price group 2 • Paint price group 3 | No cost +\$44 +\$76 | Specify paint color number. Specify paint color number. Specify paint color number. |


| Specification Information | |
|---|--|
| <ul style="list-style-type: none"> • Style Number • U.S. Base Price | |

| For Dual-Sided Extension Units with Upper and Lower Tray | |
|--|-------|
| FMLCD | \$255 |
| • | • |

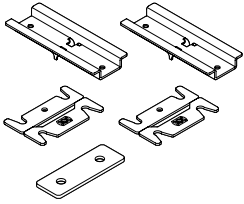
| For Dual-Sided Extension Units with Simple Tray | |
|---|-------|
| FMLCSD | \$247 |
| • | • |

| For Single-Sided Extension Units with Upper and Lower Tray | |
|--|-------|
| FMLCS | \$255 |
| • | • |

| For Single-Sided Extension Units with Simple Tray | |
|---|-------|
| FMLCSS | \$247 |
| • | • |

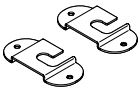
 **For Canadian Pricing**
 Multiply U.S. Price by the Canadian price factor.
 ▶ See page 1 for details.

Connection Kit—Base Leg to Base Leg



| Standard Includes | | Required to Specify |
|--|--|---------------------|
| <ul style="list-style-type: none"> ▶ Need help? Product details, page 180 | <ul style="list-style-type: none"> • Connection kit | Style number |
| Specification Information | | |
| • Style Number | • U.S. Price | |
| FMCKDS | \$55 | |
| ⋮ | ⋮ | |

Floor Anchor Brackets

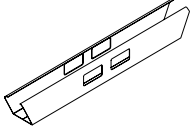


| Standard Includes | | Required to Specify |
|--|--|---------------------|
| <ul style="list-style-type: none"> ▶ Need help? Product details, page 180 | <ul style="list-style-type: none"> • Brackets | Style number |
| Specification Information | | |
| • Style Number | • U.S. Price | |
| FMFA | \$73 | |
| ⋮ | ⋮ | |



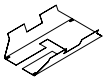
For Canadian Pricing
 Multiply U.S. Price by the Canadian price factor.
 ▶ See page 1 for details.

Power Covers for Simple Tray



| Standard Includes | | Required to Specify |
|--|--|---------------------|
| <ul style="list-style-type: none"> ▶ Need help? Product details, page 179 | <ul style="list-style-type: none"> • Power cover with rail, if selected: slate • Power cover without rail, if selected: 6591 Merle | Style number |
| Specification Information | | |
| Style Number | U.S. Price | |
| For Single-Sided Benches with Rail | | |
| FMVPCSS | \$50 | |
| For Dual-Sided Benches with Rail | | |
| FMVPCSD | \$50 | |
| For Dual-Sided Benches without Rail | | |
| FMVPCSDNR | \$50 | |

Extension Tray for Dual-Sided Benches with Simple Tray



| Standard Includes | | Required to Specify |
|--|---|---------------------|
| <ul style="list-style-type: none"> ▶ Need help? Product details, page 179 | <ul style="list-style-type: none"> • Extension tray: slate | Style number |
| Specification Information | | |
| Style Number | U.S. Price | |
| FMVETSD | \$81 | |



For Canadian Pricing
 Multiply U.S. Price by the Canadian price factor.
 ▶ See page 1 for details.

End Caps for Simple Tray



| Standard Includes | Required to Specify |
|---|---------------------|
| <ul style="list-style-type: none"> ▶ Need help? Product details, page 179 • End caps: slate | Style number |

Specification Information

| Style Number | U.S. Price |
|--------------|------------|
| | |

For Single-Sided Benches with Simple Tray

| | |
|----------------|------|
| FMVECSS | \$50 |
| | |

For Dual-Sided Benches with Simple Tray

| | |
|-----------------|------|
| FMVECS D | \$50 |
| | |



For Canadian Pricing
 Multiply U.S. Price by the Canadian price factor.
 ▶ See page 1 for details.

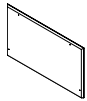
Infills

| Standard Includes | Required to Specify |
|---|--|
| <ul style="list-style-type: none"> Need help? Product details, page 193 High-Pressure Laminate price group 1 surface Edge band on laminate surface: plastic Brackets and caps | <ol style="list-style-type: none"> Style number Laminate color number for surface Plastic color number for edge band on laminate surface Options, if selected (see below) <p>▶ See <i>Surface Materials</i>, page 490.</p> |

For laminate price group 2 and 3 pricing, please refer to the electronic catalog or SmartTools.

| Options | U.S. Price | Required to Specify |
|---|---|--|
| Surface Materials Laminate <ul style="list-style-type: none"> Laminate price group 2 Laminate price group 3 Wood veneer surfaces <ul style="list-style-type: none"> Wood group 1 veneer surface with wood veneer edges Wood group 2 Wood group 3 Customiz stain | See information at left See information at left Prices below +\$102 +\$358 No cost | Specify laminate color number. Specify laminate color number. Specify <i>with wood veneer</i> and indicate wood color number. Specify <i>with wood veneer surface</i> and indicate wood color number. Specify <i>with wood veneer surface</i> and indicate wood color number. Specify <i>with Customiz stain</i> . ▶ See <i>Surface Materials Reference Manual</i> . |

| Specification Information | | | |
|---------------------------|--------------|--|-------------------------------|
| Width | Style Number | U.S. Base Price High-Pressure Laminate | Option (Add \$ to Base Price) |
| 48" | FMFP48 | \$731 | Wood Group 1 |
| 60" | FMFP60 | \$796 | |



For Dual-Sided Bench with Post Leg

| | | | |
|-----|---------------|-------|--------|
| 48" | FMFP48 | \$731 | +\$374 |
| 60" | FMFP60 | \$796 | +\$409 |

For Dual-Sided Bench with Loop Leg

| | | | |
|-----|---------------|-------|--------|
| 48" | FMFL48 | \$731 | +\$374 |
| 60" | FMFL60 | \$796 | +\$409 |

For Dual-Sided Bench with End Counter and Post Leg

| | | | |
|-----|----------------|-------|--------|
| 48" | FMFPE48 | \$731 | +\$374 |
| 60" | FMFPE60 | \$796 | +\$409 |

For Dual-Sided Bench with End Counter and Loop Leg

| | | | |
|-----|----------------|-------|--------|
| 48" | FMFLE48 | \$731 | +\$374 |
| 60" | FMFLE60 | \$796 | +\$409 |

For Single-Sided Bench with Post Leg

| | | | |
|-----|---------------|-------|--------|
| 24" | FMFP24 | \$585 | +\$187 |
| 30" | FMFP30 | \$654 | +\$203 |

For Single-Sided Bench with Loop Leg

| | | | |
|-----|---------------|-------|--------|
| 24" | FMFL24 | \$585 | +\$187 |
| 30" | FMFL30 | \$654 | +\$203 |



Tip: Single-sided infills are to be used on single-sided benches, not on returns.

For Canadian Pricing
 Multiply U.S. Price by the Canadian price factor.
 ▶ See page 1 for details.

| Standard Includes | Required to Specify |
|--|--|
| <ul style="list-style-type: none"> ▶ Need help? Product details, page 194 • High-Pressure Laminate price group 1 surface with plastic edges: 3 mm plastic edge on front and sides, 1 mm on back • One post leg: paint • Hat channel and brackets | <ol style="list-style-type: none"> 1 Style number 2 Laminate color number for surface 3 Plastic color number for edges on laminate surface 4 Paint color number for leg 5 Options, if selected (see below) <p>▶ See <i>Surface Materials</i>, page 490.</p> |

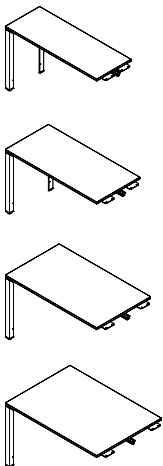
For laminate group 2 and 3 pricing, please refer to the electronic catalog or SmartTools.

| Surface Materials | Options | U.S. Price | Required to Specify |
|------------------------------------|---|--|---|
| | Laminate | | |
| | • Laminate price group 2 | See information at left | Specify laminate color number. |
| | • Laminate price group 3 | See information at left | Specify laminate color number. |
| | • Open Line laminate on High-Pressure Laminate surfaces | +\$102 plus cost of laminate | ▶ See <i>Surface Materials Reference Manual</i> . |
| | Wood veneer surfaces | | |
| | • Wood group 1 veneer surface with wood veneer edges – 3 mm edge profile on front sides, 1 mm on back | Prices below | Specify <i>with wood veneer</i> and indicate wood color number. |
| | • Wood group 2 | +\$102 | Specify <i>with wood veneer surface</i> and indicate wood color number. |
| | • Wood group 3 | +\$358 | Specify <i>with wood veneer surface</i> and indicate wood color number. |
| | • Customiz stain | No cost | Specify <i>with Customiz stain</i> . |
| • Full-fill finish on wood group 1 | +\$102 | ▶ See <i>Surface Materials Reference Manual</i> . Specify full-fill finish number. | |
| | Leg | | |
| | • Paint price group 1 | No cost | Specify paint color number. |
| | • Paint price group 2 | +\$ 41 | Specify paint color number. |
| | • Paint price group 3 | +\$ 80 | Specify paint color number. |
| Loop Leg | • Loop leg | +\$162 | Specify <i>with loop leg</i> . |

FrameOne

Specification Information

| Dimensions | | Style Number | U.S. Base Price High-Pressure Laminate | Option (Add \$ to Base Price) |
|------------|-----|-----------------|--|-------------------------------|
| D | W | | | |
| 18" | 36" | FMRT1836 | \$1074 | +\$310 |
| 18" | 48" | FMRT1848 | \$1124 | +\$339 |
| 18" | 60" | FMRT1860 | \$1174 | +\$374 |
| 24" | 36" | FMRT2436 | \$1098 | +\$339 |
| 24" | 48" | FMRT2448 | \$1149 | +\$374 |
| 24" | 60" | FMRT2460 | \$1199 | +\$409 |
| 30" | 36" | FMRT3036 | \$1180 | +\$374 |
| 30" | 48" | FMRT3048 | \$1231 | +\$409 |
| 30" | 60" | FMRT3060 | \$1283 | +\$440 |
| 36" | 36" | FMRT3636 | \$1207 | +\$409 |
| 36" | 48" | FMRT3648 | \$1256 | +\$440 |
| 36" | 60" | FMRT3660 | \$1307 | +\$472 |



Centered Screens

| Standard Includes | Required to Specify |
|-------------------|---------------------|
|-------------------|---------------------|

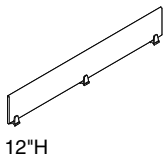
- | | | |
|--|---|--|
| ▶ Need help? Product details, page 196 | • Screen: fabric price group 1 • Brackets: 4799 Platinum | 1 Style number 2 Fabric color number for screen 3 Options, if selected (see below) ▶ See <i>Surface Materials</i> , page 490. |
|--|---|--|

| Options | U.S. Price | | | Required to Specify |
|---------|------------|--|--|---------------------|
|---------|------------|--|--|---------------------|

| Surface Materials | Fabric | 12"H | 19½"H | 24"H | Required to Specify |
|-------------------|----------------------------------|--------------|---------|---------|---|
| | • Fabric price group 1 | No cost | No cost | No cost | Specify fabric color number. |
| | • Fabric price group 2 | +\$ 36 | +\$ 49 | +\$ 59 | Specify fabric color number. |
| | • Fabric price group 3 | +\$ 97 | +\$132 | +\$165 | Specify fabric color number. |
| | • Fabric price group 4 | +\$125 | +\$165 | +\$204 | Specify fabric color number. |
| | • Customer's Own Material (COM). | +\$ 23 | +\$ 23 | +\$ 23 | ▶ See <i>Surface Materials Reference Manual</i> . |
| | Glass | | | | |
| | • Frosted glass ⅜" | Prices below | | | Specify with 6530 Frosted glass. |

Tip: When using COM fabric, it is recommended that non-patterned fabric be used.

Tip: 36"W to 48"W screens come with two brackets. 60"W to 84"W screens come with three brackets.



| Specification Information | | | |
|---------------------------|--|--|--|
|---------------------------|--|--|--|

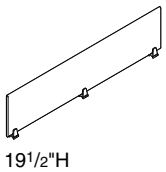
| Width | Style Number | U.S. Base Price | Option (Add \$ to Base Price) |
|-------|--------------|-----------------|-------------------------------|
| ... | ... | ... | Frosted Glass |

12"H Screens

| | | | |
|-----|-----------------|--------|--------|
| 36" | CQSC3612 | \$ 483 | +\$196 |
| 42" | CQSC4212 | \$ 511 | +\$253 |
| 48" | FMSC4812 | \$ 523 | +\$300 |
| 60" | FMSC6012 | \$ 583 | +\$420 |
| 66" | FMSC6612 | \$ 610 | +\$533 |
| 72" | FMSC7212 | \$ 640 | +\$540 |
| 78" | FMSC7812 | \$ 664 | +\$632 |
| 84" | FMSC8412 | \$ 692 | +\$698 |
| ... | ... | ... | ... |

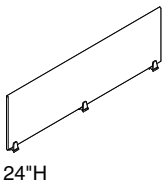
19½"H Screens

| | | | |
|-----|-----------------|--------|--------|
| 36" | CQSC3619 | \$ 679 | +\$425 |
| 42" | CQSC4219 | \$ 707 | +\$494 |
| 48" | FMSC4819 | \$ 724 | +\$632 |
| 60" | FMSC6019 | \$ 775 | +\$719 |
| 66" | FMSC6619 | \$ 804 | +\$782 |
| 72" | FMSC7219 | \$ 831 | +\$841 |
| 78" | FMSC7819 | \$ 859 | +\$948 |
| 84" | FMSC8419 | \$ 887 | +\$973 |
| ... | ... | ... | ... |



24"H Screens

| | | | |
|-----|-----------------|--------|------|
| 36" | CQSC3624 | \$ 876 | N.A. |
| 42" | CQSC4224 | \$ 907 | N.A. |
| 48" | FMSC4824 | \$ 916 | N.A. |
| 60" | FMSC6024 | \$ 969 | N.A. |
| 66" | FMSC6624 | \$ 995 | N.A. |
| 72" | FMSC7224 | \$1025 | N.A. |
| ... | ... | ... | ... |

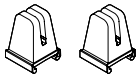


Centered Screen Custom Insert Kits

Tip: FMSK2 is for use with screens up to 48"W.

Tip: FMSK3 is for use with screens wider than 48"W.

Tip: These kits are available to accommodate additional materials for centered screens. Infills can be 18¹/₂"H or less. For actual dimensions of centered screens, see page 196.



Tip: Custom insert kit can accommodate inserts that are 1/4", 3/8", or 1/2" thick.

Tip: To order a fusion screen, contact your Designtex representative.

| Standard Includes | Required to Specify |
|-------------------|---------------------|
|-------------------|---------------------|

| | |
|--|---|
| <ul style="list-style-type: none"> ▶ Need help? Product details, page 196 | <ul style="list-style-type: none"> • Brackets: 4799 Platinum • Plastic adapter for 1/4" screen • Plastic adapter for 3/8" screen • Plastic adapter for 1/2" screen • Plastic adapter for fabric infill screen • Attachment hardware |
| Style number | |

Specification Information

| Style Number | U.S. Price |
|--------------|------------|
|--------------|------------|

Two Brackets

| | |
|--------------|-------|
| FMSK2 | \$180 |
| | |

Three Brackets

| | |
|--------------|-------|
| FMSK3 | \$207 |
| | |

Aligners



Tip: Aligners are for use with fabric screens only.

| Standard Includes | Required to Specify |
|-------------------|---------------------|
|-------------------|---------------------|

| | |
|--|---|
| <ul style="list-style-type: none"> ▶ Need help? Product details, page 196 | <ul style="list-style-type: none"> • Aligner, package of 10: translucent plastic |
| Style number | |

Specification Information

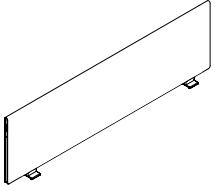
| Style Number | U.S. Price |
|--------------|------------|
|--------------|------------|

| | |
|-------------|------|
| FMAS | \$34 |
| | |



For Canadian Pricing
Multiply U.S. Price by the Canadian price factor.
▶ See page 1 for details.

Universal Screens for Use with FrameOne with Rail




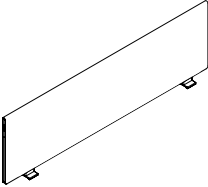
| | Standard Includes | Required to Specify |
|--|--|---|
| ▶ Need help? Product details, page 197 | <ul style="list-style-type: none"> • Screen: fabric price group 1 • Edge: PET • Brackets: 4799 Platinum Metallic • Plastic cap: 4799 Platinum Metallic | <ol style="list-style-type: none"> 1 Style number 2 Screen height (see below under Required Selections) 3 Screen width (see below under Required Selections) 4 Fabric color number for screen 5 Felt color number for edge: P630 Medium Heather Grey PET P631 Dark Heather Grey PET <p>▶ See <i>Surface Materials</i>, page 490.</p> |

| | Required Selections | U.S. Price | Required to Specify |
|---------------|--|---|---|
| Height | <ul style="list-style-type: none"> • 13½"H • 19½"H | <p>Prices at right</p> <p>Prices at right</p> | <p>Specify height.</p> <p>Specify height.</p> |
| Width | <ul style="list-style-type: none"> • 24"W • 30"W • 36"W • 42"W • 48"W • 54"W • 60"W • 66"W • 72"W • 78"W • 84"W • 90"W • 96"W | <p>Prices at right</p> <p>Prices at right</p> <p>Prices at right</p> <p>Prices at right</p> <p>Prices at right</p> <p>Prices at right</p> <p>Prices at right</p> <p>Prices at right</p> <p>Prices at right</p> <p>Prices at right</p> <p>Prices at right</p> <p>Prices at right</p> <p>Prices at right</p> <p>Prices at right</p> <p>Prices at right</p> <p>Prices at right</p> | <p>Specify width.</p> <p>Specify width.</p> <p>Specify width.</p> <p>Specify width.</p> <p>Specify width.</p> <p>Specify width.</p> <p>Specify width.</p> <p>Specify width.</p> <p>Specify width.</p> <p>Specify width.</p> <p>Specify width.</p> <p>Specify width.</p> <p>Specify width.</p> <p>Specify width.</p> <p>Specify width.</p> |

| | Options | U.S. Price | Required to Specify |
|--------------------------|--|---|---|
| Surface Materials | <ul style="list-style-type: none"> • Fabric price group 2 • Fabric price group 3 • Fabric price group 4 • Fabric price group 5 • Fabric price group 6 • Fabric price group 7 • Fabric price group 8 • Fabric price group 9 • Fabric price group 10 • Customer's Own Material (COM) | <p>+\$ 49</p> <p>+\$132</p> <p>+\$165</p> <p>+\$203</p> <p>+\$237</p> <p>+\$274</p> <p>+\$307</p> <p>+\$343</p> <p>+\$378</p> <p>+\$ 23</p> | <p>Specify fabric color number.</p> <p>Specify fabric color number.</p> <p>Specify fabric color number.</p> <p>Specify fabric color number.</p> <p>Specify fabric color number.</p> <p>Specify fabric color number.</p> <p>Specify fabric color number.</p> <p>Specify fabric color number.</p> <p>Specify fabric color number.</p> <p>Specify fabric color number.</p> <p>▶ See <i>Surface Materials Reference Manual</i>.</p> |

| | | |
|-------------------------|--|------------|
| Related Products | <ul style="list-style-type: none"> • Aligners | ▶ Page 245 |
|-------------------------|--|------------|

 **For Canadian Pricing**
 Multiply U.S. Price by the Canadian price factor.
 ▶ See page 1 for details.




Specification Information

| • Style • Number | • Height | • Width | • U.S. Base Prices | | | | | | |
|---------------------|----------|---------|--------------------|-------|-------|-------|-------|-------|-------|
| | | | 24"W | 30"W | 36"W | 42"W | 48"W | 54"W | 60"W |
| FMCRS | 13½" | | \$413 | \$444 | \$472 | \$501 | \$531 | \$558 | \$593 |
| | 19½" | | \$476 | \$520 | \$569 | \$613 | \$658 | \$705 | \$755 |

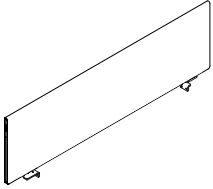
► **Specification Information, continued from above**

| • Style • Number | • Height | • Width | • U.S. Base Prices | | | | | |
|---------------------|----------|---------|--------------------|-------|-------|-------|-------|--------|
| | | | 66"W | 72"W | 78"W | 84"W | 90"W | 96"W |
| FMCRS | 13½" | | \$621 | \$652 | \$682 | \$713 | \$739 | \$ 768 |
| | 19½" | | \$801 | \$850 | \$898 | \$945 | \$991 | \$1040 |

FrameOne


For Canadian Pricing
Multiply U.S. Price by the
Canadian price factor.
► See page 1 for details.

Universal Screens for Use with FrameOne without Rail



| Standard Includes | Required to Specify |
|---|---|
| <ul style="list-style-type: none"> ▶ Need help? Product details, page 198 • Screen: fabric price group 1 • Edge: PET • Brackets: 7360 Merle | <ol style="list-style-type: none"> 1 Style number 2 Screen height (see below under Required Selections) 3 Screen width (see below under Required Selections) 4 Fabric color number for screen 5 Felt color number for edge: P630 Medium Heather Grey PET P631 Dark Heather Grey PET <p>▶ See <i>Surface Materials</i>, page 490.</p> |

| Required Selections | U.S. Price | Required to Specify |
|---|--|---|
| Height <ul style="list-style-type: none"> • 13½"H • 19½"H | <ul style="list-style-type: none"> Prices below Prices below | <ul style="list-style-type: none"> Specify height. Specify height. |
| Width <ul style="list-style-type: none"> • 48"W • 60"W • 66"W • 72"W • 78"W • 84"W • 96"W | <ul style="list-style-type: none"> Prices below Prices below Prices below Prices below Prices below Prices below Prices below | <ul style="list-style-type: none"> Specify <i>with 48"W</i>. Specify <i>with 60"W</i>. Specify <i>with 66"W</i>. Specify <i>with 72"W</i>. Specify <i>with 78"W</i>. Specify <i>with 84"W</i>. Specify <i>with 96"W</i>. |

| Options | U.S. Price | Required to Specify |
|---|--|--|
| Surface Materials <ul style="list-style-type: none"> • Fabric price group 2 • Fabric price group 3 • Fabric price group 4 • Fabric price group 5 • Fabric price group 6 • Fabric price group 7 • Fabric price group 8 • Fabric price group 9 • Fabric price group 10 • Customer's Own Material (COM) | <ul style="list-style-type: none"> +\$ 49 +\$132 +\$165 +\$203 +\$237 +\$274 +\$307 +\$343 +\$378 +\$ 23 | <ul style="list-style-type: none"> Specify fabric color number. Specify fabric color number. Specify fabric color number. Specify fabric color number. Specify fabric color number. Specify fabric color number. Specify fabric color number. Specify fabric color number. Specify fabric color number. Specify fabric color number. <p>▶ See <i>Surface Materials Reference Manual</i>.</p> |


| | |
|--|------------|
| Related Products <ul style="list-style-type: none"> • Aligners | ▶ Page 245 |
|--|------------|

| Specification Information | | | | | | | | |
|---------------------------|--------|------------------|-------|-------|-------|-------|-------|--------|
| Style Number | Height | U.S. Base Prices | | | | | | |
| | | 48"W | 60"W | 66"W | 72"W | 78"W | 84"W | 96"W |
| FMCS | 13½" | \$531 | \$593 | \$621 | \$652 | \$682 | \$713 | \$ 770 |
| | 19½" | \$658 | \$755 | \$801 | \$850 | \$898 | \$945 | \$1043 |

For Canadian Pricing
 Multiply U.S. Price by the Canadian price factor.
 ▶ See page 1 for details.

Sarto Screens for Use with FrameOne with Rail

Sarto Screens for Use with
FrameOne with Rail



Tip: Modular 13½"H screen will align at a 42" datum. Modular 19½"H screen will align at a 48" datum.

Tip: It is highly recommended to use CET SmartTools to verify all dimensions, as there are minor differences between modular and parametric specifications.

| Standard Includes | | Required to Specify |
|--|---|---|
| <ul style="list-style-type: none"> Need help? Product details, page 199 | <ul style="list-style-type: none"> Screen: fabric price group 1 Brackets and hard stops: 7360 Merle Bracket covers: 4799 Platinum Metallic | <ol style="list-style-type: none"> Style number Size option (see below under Required Selections) Height (see below under Required Selections) Width (see below under Required Selections) Fabric color number for screen <p>▶ See <i>Surface Materials</i>, page 490.</p> |

| | Required Selections | U.S. Price | Required to Specify | | | | | | | | | | | | | | | | | | | | | | | | | | | | |
|--------------------|--|--------------------|---|---------|-------|---------|------------|------------------------------|------------------------------------|--------|------------|--------|------------|--------|------------|--------|------------|--------|------------|--------|------------|--------|------------|--------|------------|--------|------------|--------|------------|--|--|
| Size Option | <ul style="list-style-type: none"> Modular Parametric | No cost No cost | Specify with modular. Specify with parametric. | | | | | | | | | | | | | | | | | | | | | | | | | | | | |
| Height | <table border="1"> <thead> <tr> <th>Modular</th> <th>Parametric</th> </tr> </thead> <tbody> <tr> <td>• 13½"H</td> <td>13½"H</td> </tr> <tr> <td>• 19½"H</td> <td>14"H—19½"H</td> </tr> </tbody> </table> | Modular | Parametric | • 13½"H | 13½"H | • 19½"H | 14"H—19½"H | Prices below Prices below | Specify height. Specify height. | | | | | | | | | | | | | | | | | | | | | | |
| Modular | Parametric | | | | | | | | | | | | | | | | | | | | | | | | | | | | | | |
| • 13½"H | 13½"H | | | | | | | | | | | | | | | | | | | | | | | | | | | | | | |
| • 19½"H | 14"H—19½"H | | | | | | | | | | | | | | | | | | | | | | | | | | | | | | |
| Width | <table border="1"> <thead> <tr> <th>Modular</th> <th>Parametric</th> </tr> </thead> <tbody> <tr> <td>• 24"W</td> <td>24"W</td> </tr> <tr> <td>• 30"W</td> <td>24½"W—30"W</td> </tr> <tr> <td>• 36"W</td> <td>30½"W—36"W</td> </tr> <tr> <td>• 42"W</td> <td>36½"W—42"W</td> </tr> <tr> <td>• 48"W</td> <td>42½"W—48"W</td> </tr> <tr> <td>• 54"W</td> <td>48½"W—54"W</td> </tr> <tr> <td>• 60"W</td> <td>54½"W—60"W</td> </tr> <tr> <td>• 66"W</td> <td>60½"W—66"W</td> </tr> <tr> <td>• 72"W</td> <td>66½"W—72"W</td> </tr> <tr> <td>• 78"W</td> <td>72½"W—78"W</td> </tr> <tr> <td>• 84"W</td> <td>78½"W—84"W</td> </tr> <tr> <td>• 90"W</td> <td>84½"W—90"W</td> </tr> <tr> <td>• 96"W</td> <td>90½"W—96"W</td> </tr> </tbody> </table> | Modular | Parametric | • 24"W | 24"W | • 30"W | 24½"W—30"W | • 36"W | 30½"W—36"W | • 42"W | 36½"W—42"W | • 48"W | 42½"W—48"W | • 54"W | 48½"W—54"W | • 60"W | 54½"W—60"W | • 66"W | 60½"W—66"W | • 72"W | 66½"W—72"W | • 78"W | 72½"W—78"W | • 84"W | 78½"W—84"W | • 90"W | 84½"W—90"W | • 96"W | 90½"W—96"W | Prices below Prices below Prices below Prices below Prices below Prices below Prices below Prices below Prices below Prices below Prices below Prices below Prices below Prices below Prices below | Specify width. Specify width. Specify width. Specify width. Specify width. Specify width. Specify width. Specify width. Specify width. Specify width. Specify width. Specify width. Specify width. Specify width. Specify width. |
| Modular | Parametric | | | | | | | | | | | | | | | | | | | | | | | | | | | | | | |
| • 24"W | 24"W | | | | | | | | | | | | | | | | | | | | | | | | | | | | | | |
| • 30"W | 24½"W—30"W | | | | | | | | | | | | | | | | | | | | | | | | | | | | | | |
| • 36"W | 30½"W—36"W | | | | | | | | | | | | | | | | | | | | | | | | | | | | | | |
| • 42"W | 36½"W—42"W | | | | | | | | | | | | | | | | | | | | | | | | | | | | | | |
| • 48"W | 42½"W—48"W | | | | | | | | | | | | | | | | | | | | | | | | | | | | | | |
| • 54"W | 48½"W—54"W | | | | | | | | | | | | | | | | | | | | | | | | | | | | | | |
| • 60"W | 54½"W—60"W | | | | | | | | | | | | | | | | | | | | | | | | | | | | | | |
| • 66"W | 60½"W—66"W | | | | | | | | | | | | | | | | | | | | | | | | | | | | | | |
| • 72"W | 66½"W—72"W | | | | | | | | | | | | | | | | | | | | | | | | | | | | | | |
| • 78"W | 72½"W—78"W | | | | | | | | | | | | | | | | | | | | | | | | | | | | | | |
| • 84"W | 78½"W—84"W | | | | | | | | | | | | | | | | | | | | | | | | | | | | | | |
| • 90"W | 84½"W—90"W | | | | | | | | | | | | | | | | | | | | | | | | | | | | | | |
| • 96"W | 90½"W—96"W | | | | | | | | | | | | | | | | | | | | | | | | | | | | | | |


| | Options | U.S. Price | Required to Specify |
|--------------------------|--|--|---|
| Surface Materials | <ul style="list-style-type: none"> Fabric price group 2 Fabric price group 3 Fabric price group 4 Fabric price group 5 Fabric price group 6 Fabric price group 7 Fabric price group 8 Fabric price group 9 Fabric price group 10 Customer's Own Material (COM) | +\$ 49 +\$132 +\$165 +\$203 +\$237 +\$274 +\$307 +\$343 +\$378 +\$ 23 | Specify fabric color number. Specify fabric color number. Specify fabric color number. Specify fabric color number. Specify fabric color number. Specify fabric color number. Specify fabric color number. Specify fabric color number. Specify fabric color number. Specify fabric color number. ▶ See <i>Surface Materials Reference Manual</i> . |

| Specification Information | | | | | | | | | |
|---------------------------|--------|------------------|------------------|------------|------------|------------|------------|------------|------------|
| Style Number | Height | Screen Type | U.S. Base Prices | | | | | | |
| | | | Modular Width | 24"W | 30"W | 36"W | 42"W | 48"W | 54"W |
| | | Parametric Width | 24"W | 24½"W—30"W | 30½"W—36"W | 36½"W—42"W | 42½"W—48"W | 48½"W—54"W | 54½"W—60"W |
| FMPCRS | 13½" | | \$315 | \$338 | \$361 | \$382 | \$388 | \$427 | \$434 |
| | 19½" | | \$363 | \$396 | \$434 | \$469 | \$484 | \$536 | \$554 |

▶ **Specification Information, continued from above**

| Style Number | Height | Screen Type | U.S. Base Prices | | | | | | |
|---------------|--------|------------------|------------------|------------|------------|------------|------------|------------|------|
| | | | Modular Width | 66"W | 72"W | 78"W | 84"W | 90"W | 96"W |
| | | Parametric Width | 60½"W—66"W | 66½"W—72"W | 72½"W—78"W | 78½"W—84"W | 84½"W—90"W | 90½"W—96"W | |
| FMPCRS | 13½" | | \$456 | \$476 | \$499 | \$521 | \$566 | \$585 | |
| | 19½" | | \$586 | \$623 | \$656 | \$692 | \$754 | \$791 | |

Sarto Screens for Use with FrameOne without Rail



Tip: 13½"H screen will align at a 42" datum. 19½"H screen will align at a 48" datum.

| Standard Includes | Required to Specify |
|-------------------|---------------------|
|-------------------|---------------------|

| | |
|--|--|
| <ul style="list-style-type: none"> ▶ Need help? Product details, page 200 • Screen: fabric price group 1 • Brackets: 7360 Merle | <ol style="list-style-type: none"> 1 Style number 2 Screen height (see below under Required Selections) 3 Screen width (see below under Required Selections) 4 Fabric color number for screen <p>▶ See <i>Surface Materials</i>, page 490.</p> |
|--|--|

| Required Selections | U.S. Price | Required to Specify |
|---------------------|------------|---------------------|
|---------------------|------------|---------------------|

| | | | |
|---------------|--|--|--|
| Height | <ul style="list-style-type: none"> • 13½"H • 19½"H | Prices below Prices below | Specify with 13½"H. Specify with 19½"H. |
| Width | <ul style="list-style-type: none"> • 48"W • 60"W • 66"W • 72"W • 78"W • 84"W | Prices below Prices below Prices below Prices below Prices below Prices below | Specify with 48"W. Specify with 60"W. Specify with 66"W. Specify with 72"W. Specify with 78"W. Specify with 84"W. |

| Options | U.S. Price | Required to Specify |
|---------|------------|---------------------|
|---------|------------|---------------------|


| | | | |
|--------------------------|--|--|---|
| Surface Materials | <ul style="list-style-type: none"> • Fabric price group 2 • Fabric price group 3 • Fabric price group 4 • Fabric price group 5 • Fabric price group 6 • Fabric price group 7 • Fabric price group 8 • Fabric price group 9 • Fabric price group 10 • Customer's Own Material (COM) | +\$ 49 +\$132 +\$165 +\$203 +\$237 +\$274 +\$307 +\$343 +\$378 +\$ 23 | Specify fabric color number. Specify fabric color number. Specify fabric color number. Specify fabric color number. Specify fabric color number. Specify fabric color number. Specify fabric color number. Specify fabric color number. Specify fabric color number. Specify fabric color number. ▶ See <i>Surface Materials Reference Manual</i> . |
|--------------------------|--|--|---|

Specification Information

| Style Number | Height | U.S. Base Prices | | | | | |
|--------------|--------|------------------|-------|-------|-------|-------|-------|
| | | 48"W | 60"W | 66"W | 72"W | 78"W | 84"W |
| FMPCS | 13½" | \$388 | \$434 | \$456 | \$476 | \$499 | \$521 |
| | 19½" | \$484 | \$554 | \$586 | \$623 | \$656 | \$692 |



For Canadian Pricing
 Multiply U.S. Price by the Canadian price factor.
 ▶ See page 1 for details.



Tip: Aligners are for use with Universal screens only.

| Standard Includes | Required to Specify |
|---|---------------------|
| <ul style="list-style-type: none"> ▶ Need help? Product details, page 198 • Aligners, package of 10: 6527 Merle | Style number |

| Specification Information | |
|---------------------------|--------------|
| • Style Number | • U.S. Price |
| UFAL | \$36 |

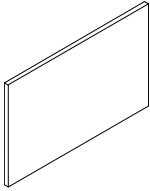
FrameOne



For Canadian Pricing
Multiply U.S. Price by the Canadian price factor.
▶ See page 1 for details.

Spanning Boundary Screens

For Use with Dual-Sided Bases



| Standard Includes | Required to Specify |
|-------------------|---------------------|
|-------------------|---------------------|

| | | |
|--|---|--|
| <ul style="list-style-type: none"> ▶ Need help? Product details, page 202 | <ul style="list-style-type: none"> • Screen: High-Pressure Laminate price group 1 or wood group 1 veneer • Edge on laminate screen, if selected: plastic • Height: 13½"H–48"H • Height installed: 28½"H–48"H • Width: 48"W–96"W • Brackets: paint group 1 | <ol style="list-style-type: none"> 1 Style number 2 Screen size type (see below under Required Selections) 3 Height installed (see below under Required Selections) 4 Screen clearance (see below under Required Selections) 5 High-Pressure Laminate or wood veneer color number for screen 6 Plastic color number for edge on laminate screen, if selected 7 Bench depth 8 Grain direction 9 Paint color number for brackets 10 Options, if selected (see below) <ul style="list-style-type: none"> ▶ See <i>Surface Materials</i>, page 490. |
|--|---|--|

Tip: Screen height is determined by height installed less screen clearance.

Tip: Screen clearance is measured from the bottom of the boundary screen to the bottom of the leg which the screen is attached.

Tip: Open Line laminate is only available when specifying modular screens, and can be applied with vertical grain direction only.

Tip: Full-fill finish codes can be used to simplify specification of veneer boundary screens being used in settings with full-fill veneer products. The screen will not have the final fill coat applied, but the finish color will be consistent with the full-fill products.

For laminate price group 2 and 3 pricing, please refer to the electronic catalog or *SmartTools*.

| Screen Size Type | Required Selections | U.S. Price | Required to Specify |
|------------------|---------------------|------------|---------------------|
|------------------|---------------------|------------|---------------------|

| Screen Size Type | <ul style="list-style-type: none"> • Modular • Parametric | <p>No cost</p> <p>No cost</p> | <p>Specify <i>with modular</i>.</p> <p>Specify <i>with parametric</i>.</p> | | | | | | | | |
|-------------------------|---|------------------------------------|--|---|--|---------|---|--------|------|--|--|
| Height Installed | <table border="1"> <thead> <tr> <th style="background-color: #000000; color: white;">Modular</th> <th style="background-color: #000000; color: white;">Parametric</th> </tr> </thead> <tbody> <tr> <td>• 28½"H</td> <td>28½"H–40⁷/₁₆"H</td> </tr> <tr> <td>• 40½"H</td> <td>40½"H–47¹⁵/₁₆"H</td> </tr> <tr> <td>• 48"H</td> <td>48"H</td> </tr> </tbody> </table> | Modular | Parametric | • 28½"H | 28½"H–40 ⁷ / ₁₆ "H | • 40½"H | 40½"H–47 ¹⁵ / ₁₆ "H | • 48"H | 48"H | <p>Prices at right</p> <p>Prices at right</p> <p>Prices at right</p> | <p>Specify installed height.</p> <p>Specify installed height.</p> <p>Specify installed height.</p> |
| Modular | Parametric | | | | | | | | | | |
| • 28½"H | 28½"H–40 ⁷ / ₁₆ "H | | | | | | | | | | |
| • 40½"H | 40½"H–47 ¹⁵ / ₁₆ "H | | | | | | | | | | |
| • 48"H | 48"H | | | | | | | | | | |
| Screen Clearance | <ul style="list-style-type: none"> • Modular • Parametric | <p>0"H or 15"H</p> <p>0"H–15"H</p> | <p>Prices at right</p> <p>Prices at right</p> | <p>Specify screen clearance.</p> <p>Specify screen clearance.</p> | | | | | | | |

| Surface Materials | Options | U.S. Price | Required to Specify |
|-------------------|---------|------------|---------------------|
|-------------------|---------|------------|---------------------|

| | | | | |
|--------------------------|------------------------|--|---|--|
| Surface Materials | Screen | <ul style="list-style-type: none"> • Laminate price group 2 • Laminate price group 3 • Open Line laminate | <p>See information at left</p> <p>See information at left +\$204 plus cost of laminate</p> <p>+ \$201</p> <p>+ \$717</p> <p>No cost</p> | <p>Specify laminate color number.</p> <p>Specify laminate color number.</p> <ul style="list-style-type: none"> ▶ See <i>Surface Materials Reference Manual</i>. <p>Specify wood color number.</p> <p>Specify wood color number.</p> <p>Specify <i>with Customiz stain</i>.</p> <ul style="list-style-type: none"> ▶ See <i>Surface Materials Reference Manual</i>. <p>Specify full-fill finish number.</p> |
| | Grain Direction | <ul style="list-style-type: none"> • No direction • Horizontal • Vertical | <p>No cost</p> <p>No cost</p> <p>No cost</p> | <p>Specify <i>with no grain direction</i>.</p> <p>Specify <i>with horizontal grain direction</i>.</p> <p>Specify <i>with vertical grain direction</i>.</p> |
| | Brackets | <ul style="list-style-type: none"> • Paint price group 2 • Paint price group 3 | <p>+\$ 16</p> <p>+\$ 34</p> | <p>Specify paint color number.</p> <p>Specify paint color number.</p> |

| | | | |
|-----------------|---|--|--|
| Overhang | <ul style="list-style-type: none"> • No overhang • 18" modular overhang • ¼"–18" parametric overhang | <p>No cost</p> <p>Prices at right</p> <p>Prices at right</p> | <p>Specify <i>with no overhang</i>.</p> <p>Specify <i>with 18" modular overhang</i> and select left or right, or left and right.</p> <p>Specify <i>with parametric overhang</i>, select left or right, or left and right, and select overhang width.</p> |
|-----------------|---|--|--|



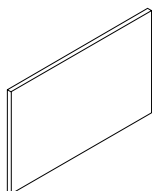
For Canadian Pricing

Multiply U.S. Price by the Canadian price factor.

▶ See page 1 for details.

Specification Information

| Style Number | Screen Height | U.S. Base Prices | | Options (Add \$ to Base Price) |
|--------------|---------------|------------------|------|-----------------------------------|
| | | Base Depth | | |
| | | 48"D | 60"D | 18"W overhang each side |



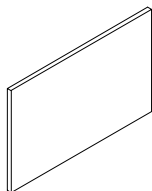
Tip: Upcharge shown includes price of 18" overhang on both sides.

Modular High-Pressure Laminate Spanning Boundary Screens For Use with Dual-Sided Bases

| FMDUALSPN | Screen Height | 48"D | 60"D | Options |
|-----------|---------------|-------|-------|---------|
| | 13½"H | \$347 | \$392 | +\$150 |
| | 25½"H | \$425 | \$488 | +\$192 |
| | 28½"H | \$472 | \$550 | +\$222 |
| | 33"H | \$544 | \$635 | +\$282 |
| | 40½"H | \$613 | \$724 | +\$330 |
| | 48"H | \$744 | \$873 | +\$378 |

Specification Information

| Style Number | Screen Height | U.S. Base Prices | | Options (Add \$ to Base Price) | | | | | |
|--------------|---------------|------------------|------|-----------------------------------|-----------|------------|------------|------------|-----------|
| | | Base Depth | | Overhang | | | | | |
| | | 48"D | 60"D | 1/16"W– | 6"W– | 9"W– | 12"W– | 15"W– | 18"W |
| | | | | 5 15/16"W | 8 15/16"W | 11 15/16"W | 14 15/16"W | 17 15/16"W | each side |
| | | | | each side | each side | each side | each side | each side | |



Tip: Upcharge shown includes price of overhang on both sides.

Parametric High-Pressure Laminate Spanning Boundary Screens For Use with Dual-Sided Bases

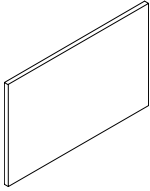
| FMDUALSPN | Screen Height | 48"D | 60"D | Options | Options | Options | Options | Options | Options |
|-----------|------------------|-------|-------|---------|---------|---------|---------|---------|---------|
| | 13½"H–25 7/16"H | \$347 | \$392 | +\$25 | +\$ 50 | +\$ 75 | +\$100 | +\$125 | +\$150 |
| | 25½"H–28 7/16"H | \$425 | \$488 | +\$32 | +\$ 64 | +\$ 96 | +\$128 | +\$160 | +\$192 |
| | 28½"H–32 15/16"H | \$472 | \$550 | +\$37 | +\$ 74 | +\$111 | +\$148 | +\$185 | +\$222 |
| | 33"H–40 7/16"H | \$544 | \$635 | +\$47 | +\$ 94 | +\$141 | +\$188 | +\$235 | +\$282 |
| | 40½"H–47 15/16"H | \$613 | \$724 | +\$55 | +\$110 | +\$165 | +\$220 | +\$275 | +\$330 |
| | 48"H | \$744 | \$873 | +\$63 | +\$126 | +\$189 | +\$252 | +\$315 | +\$378 |

► Specification Information, continued on next page

Spanning Boundary Screens For Use with Dual-Sided Bases, continued

► Specification Information, continued from previous page

| Specification Information | | | | |
|---------------------------|-----------------|--------------------|--------|---|
| • Style Number | • Screen Height | • U.S. Base Prices | | • Options (Add \$ to Base Price) • 18"W overhang • each side |
| | | • Base Depth | | |
| | | • 48"D | • 60"D | |

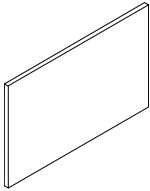


Tip: Upcharge shown includes price of 18" overhang on both sides.

Modular Wood Veneer Spanning Boundary Screens For Use with Dual-Sided Bases

| FMDUALSPN | Screen Height | 48"D | 60"D | Options |
|-----------|---------------|--------|--------|---------|
| | 13½"H | \$ 819 | \$ 942 | +\$ 372 |
| | 25½"H | \$1038 | \$1212 | +\$ 522 |
| | 28½"H | \$1178 | \$1398 | +\$ 660 |
| | 33"H | \$1377 | \$1639 | +\$ 792 |
| | 40½"H | \$1572 | \$1887 | +\$ 960 |
| | 48"H | \$1929 | \$2295 | +\$1080 |

| Specification Information | | | | | | | | | |
|---------------------------|-----------------|--------------------|--------|---|-------------|--------------|--------------|--------------|-------------|
| • Style Number | • Screen Height | • U.S. Base Prices | | • Options (Add \$ to Base Price) • Overhang | | | | | |
| | | • Base Depth | | • 1/16"W- | • 6"W- | • 9"W- | • 12"W- | • 15"W- | • 18"W |
| | | • 48"D | • 60"D | • 5 15/16"W | • 8 15/16"W | • 11 15/16"W | • 14 15/16"W | • 17 15/16"W | • each side |



Tip: Upcharge shown includes price of overhang on both sides.

Parametric Wood Veneer Spanning Boundary Screens For Use with Dual-Sided Bases

| FMDUALSPN | Screen Height | 48"D | 60"D | Options | Options | Options | Options | Options | Options |
|-----------|------------------|--------|--------|---------|---------|---------|---------|---------|---------|
| | 13½"H-25 7/16"H | \$ 819 | \$ 942 | +\$ 62 | +\$124 | +\$186 | +\$248 | +\$310 | +\$ 372 |
| | 25½"H-28 7/16"H | \$1038 | \$1212 | +\$ 87 | +\$174 | +\$261 | +\$348 | +\$435 | +\$ 522 |
| | 28½"H-32 15/16"H | \$1178 | \$1398 | +\$110 | +\$220 | +\$330 | +\$440 | +\$550 | +\$ 660 |
| | 33"H-40 7/16"H | \$1377 | \$1639 | +\$132 | +\$264 | +\$396 | +\$528 | +\$660 | +\$ 792 |
| | 40½"H-47 15/16"H | \$1572 | \$1887 | +\$160 | +\$320 | +\$480 | +\$640 | +\$800 | +\$ 960 |
| | 48"H | \$1929 | \$2295 | +\$180 | +\$360 | +\$540 | +\$720 | +\$900 | +\$1080 |



For Canadian Pricing

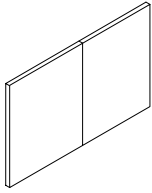
Multiply U.S. Price by the Canadian price factor.

► See page 1 for details.



Split Boundary Screens

For Use with Dual-Sided Bases



| | Standard Includes | Required to Specify |
|---|---|---|
| <p>► Need help? Product details, page 202</p> | <ul style="list-style-type: none"> Screen: High-Pressure Laminate price group 1 or wood group 1 veneer Edge on laminate screen, if selected: plastic Height: 13½"H–48"H Height installed: 28½"H–48"H Width: 48"W–96"W Brackets: paint group 1 | <ol style="list-style-type: none"> Style number Screen size type (see below under Required Selections) Height installed (see below under Required Selections) Screen clearance (see below under Required Selections) High-Pressure Laminate or wood veneer color number for screen Plastic color number for edge on laminate screen, if selected Bench depth Grain direction Paint color number for brackets Options, if selected (see below) <p>► See <i>Surface Materials</i>, page 490</p> |

Tip: Screen height is determined by height installed less screen clearance.

Tip: Screen clearance is measured from the bottom of the boundary screen to the bottom of the leg which the screen is attached.

Tip: Open Line laminate is only available when specifying modular screens.

Tip: Full-fill finish codes can be used to simplify specification of veneer boundary screens being used in settings with full-fill veneer products. The screen will not have the final fill coat applied, but the finish color will be consistent with the full-fill products.

For laminate price group 2 and 3 pricing, please refer to the electronic catalog or *SmartTools*.

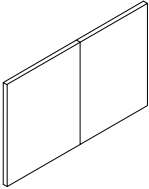
| | Required Selections | U.S. Price | Required to Specify | | | | | | | | |
|--------------------------|--|---|--|--|--|---------|---|--------|------|---|---|
| Screen Size Type | <ul style="list-style-type: none"> Modular Parametric | No cost No cost | Specify <i>with modular</i> . Specify <i>with parametric</i> . | | | | | | | | |
| Height Installed | <table border="1"> <thead> <tr> <th>Modular</th> <th>Parametric</th> </tr> </thead> <tbody> <tr> <td>• 28½"H</td> <td>28½"H–40⁷/₁₆"H</td> </tr> <tr> <td>• 40½"H</td> <td>40½"H–47¹⁵/₁₆"H</td> </tr> <tr> <td>• 48"H</td> <td>48"H</td> </tr> </tbody> </table> | Modular | Parametric | • 28½"H | 28½"H–40 ⁷ / ₁₆ "H | • 40½"H | 40½"H–47 ¹⁵ / ₁₆ "H | • 48"H | 48"H | Prices at right Prices at right Prices at right | Specify installed height. Specify installed height. Specify installed height. |
| Modular | Parametric | | | | | | | | | | |
| • 28½"H | 28½"H–40 ⁷ / ₁₆ "H | | | | | | | | | | |
| • 40½"H | 40½"H–47 ¹⁵ / ₁₆ "H | | | | | | | | | | |
| • 48"H | 48"H | | | | | | | | | | |
| Screen Clearance | <ul style="list-style-type: none"> Modular Parametric | 0"H or 15"H 0"H–15"H | Prices at right Prices at right | Specify screen clearance. Specify screen clearance. | | | | | | | |
| Options | | | | | | | | | | | |
| Surface Materials | <p>Screen</p> <ul style="list-style-type: none"> Laminate price group 2 Laminate price group 3 Open Line laminate <p>• Wood group 2</p> <p>• Wood group 3</p> <p>• Customiz stain</p> <p>• Full-fill finish on wood group 1</p> <p>Grain Direction</p> <ul style="list-style-type: none"> No direction Vertical <p>Brackets</p> <ul style="list-style-type: none"> Paint price group 2 Paint price group 3 | See information at left See information at left +\$204 plus cost of laminate +\$201 +\$717 No cost No cost No cost No cost No cost +\$ 16 +\$ 34 | Specify laminate color number. Specify laminate color number. ► See <i>Surface Materials Reference Manual</i> . Specify wood color number. Specify wood color number. Specify <i>with Customiz stain</i> . ► See <i>Surface Materials Reference Manual</i> . Specify full-fill finish number. Specify <i>with no grain direction</i> . Specify <i>with vertical grain direction</i> . Specify paint color number. Specify paint color number. | | | | | | | | |
| Overhang | <ul style="list-style-type: none"> No overhang 18" modular overhang ¼"–18" parametric overhang | No cost Prices at right Prices at right | Specify <i>with no overhang</i> . Specify <i>with 18" modular overhang</i> and select left or right, or left and right. Specify <i>with parametric overhang</i> , select left or right, or left and right, and select overhang width. | | | | | | | | |



For Canadian Pricing
Multiply U.S. Price by the Canadian price factor.
► See page 1 for details.

Specification Information

| • Style Number | • Screen Height | • U.S. Base Prices | | • Options (Add \$ to Base Price) |
|----------------|-----------------|--------------------|----------|-------------------------------------|
| | | • Base Depth | | |
| | | • 48"D | • 60"D | • 18"W overhang |
| | | per side | per side | per side |

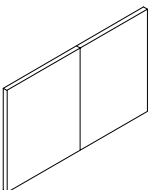


Modular High-Pressure Laminate Split Boundary Screens For Use with Dual-Sided Bases

| FMDUALSPT | Screen Height | 48"D per side | 60"D per side | Options (Add \$ to Base Price) |
|-----------|---------------|---------------|---------------|--------------------------------|
| | 13½"H | \$252 | \$274 | +\$ 75 |
| | 25½"H | \$296 | \$331 | +\$ 96 |
| | 28½"H | \$315 | \$355 | +\$111 |
| | 33"H | \$355 | \$399 | +\$141 |
| | 40½"H | \$392 | \$448 | +\$165 |
| | 48"H | \$494 | \$558 | +\$189 |

Specification Information

| • Style Number | • Screen Height | • U.S. Base Prices | | • Options (Add \$ to Base Price) | | |
|----------------|-----------------|--------------------|----------|-------------------------------------|-------------------------------------|----------|
| | | • Base Depth | | • Overhang | | |
| | | • 48"D | • 60"D | • 1/16"W- | • 12"W- | • 18"W |
| | | per side | per side | 11 ¹⁵ / ₁₆ "W | 17 ¹⁵ / ₁₆ "W | per side |
| | | | | per side | per side | |



Parametric High-Pressure Laminate Split Boundary Screens For Use with Dual-Sided Bases

| FMDUALSPT | Screen Height | 48"D per side | 60"D per side | Options (Add \$ to Base Price) |
|-----------|---|---------------|---------------|--------------------------------|
| | 13½"H-25 ⁷ / ₁₆ "H | \$252 | \$274 | +\$25 +\$ 50 +\$ 75 |
| | 25½"H-28 ⁷ / ₁₆ "H | \$296 | \$331 | +\$32 +\$ 64 +\$ 96 |
| | 28½"H-32 ¹⁵ / ₁₆ "H | \$315 | \$355 | +\$37 +\$ 74 +\$111 |
| | 33"H-40 ⁷ / ₁₆ "H | \$355 | \$399 | +\$47 +\$ 94 +\$141 |
| | 40½"H-47 ¹⁵ / ₁₆ "H | \$392 | \$448 | +\$55 +\$110 +\$165 |
| | 48"H | \$494 | \$558 | +\$63 +\$126 +\$189 |

► Specification Information, continued on next page



For Canadian Pricing

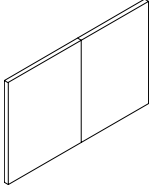
Multiply U.S. Price by the Canadian price factor.

► See page 1 for details.

Split Boundary Screens For Use with Dual-Sided Bases, continued

► Specification Information, continued from previous page

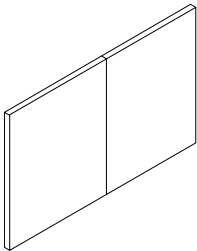
| Specification Information | | | | |
|---------------------------|-----------------|--------------------|----------|-------------------------------------|
| • Style Number | • Screen Height | • U.S. Base Prices | | • Options (Add \$ to Base Price) |
| | | • Base Depth | | |
| | | • 48"D | • 60"D | • 18"W overhang |
| | | per side | per side | per side |



Modular Wood Veneer Split Boundary Screens For Use with Dual-Sided Bases

| FMDUALSPT | Screen Height | 48"D per side | 60"D per side | Options (Add \$ to Base Price) |
|-----------|---------------|---------------|---------------|--------------------------------|
| | 13½"H | \$ 567 | \$ 629 | +\$186 |
| | 25½"H | \$ 688 | \$ 779 | +\$261 |
| | 28½"H | \$ 740 | \$ 849 | +\$330 |
| | 33"H | \$ 843 | \$ 973 | +\$396 |
| | 40½"H | \$ 942 | \$1100 | +\$480 |
| | 48"H | \$1208 | \$1391 | +\$540 |

| Specification Information | | | | |
|---------------------------|-----------------|--------------------|----------|-------------------------------------|
| • Style Number | • Screen Height | • U.S. Base Prices | | • Options (Add \$ to Base Price) |
| | | • Base Depth | | |
| | | • 48"D | • 60"D | • Overhang |
| | | per side | per side | • ¼"W–12"W–18"W |
| | | | | • 11½"W–17½"W per side |



Parametric Wood Veneer Split Boundary Screens For Use with Dual-Sided Bases

| FMDUALSPT | Screen Height | 48"D per side | 60"D per side | Options (Add \$ to Base Price) |
|-----------|---------------|---------------|---------------|--------------------------------|
| | 13½"H–25⅞"H | \$ 567 | \$ 629 | +\$ 62 +\$124 +\$186 |
| | 25½"H–28⅞"H | \$ 688 | \$ 779 | +\$ 87 +\$174 +\$261 |
| | 28½"H–32⅞"H | \$ 740 | \$ 849 | +\$110 +\$220 +\$330 |
| | 33"H–40⅞"H | \$ 843 | \$ 973 | +\$132 +\$264 +\$396 |
| | 40½"H–47⅞"H | \$ 942 | \$1100 | +\$160 +\$320 +\$480 |
| | 48"H | \$1208 | \$1391 | +\$180 +\$360 +\$540 |



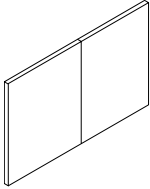
For Canadian Pricing

Multiply U.S. Price by the Canadian price factor.

► See page 1 for details.

Split Boundary Screens

For Use with Dual-Sided Base with Return



| Standard Includes | Required to Specify |
|--|---|
| <ul style="list-style-type: none"> ▶ Need help? Product details, page 202 • Screen: High-Pressure Laminate price group 1 or wood group 1 veneer • Edge on laminate screen, if selected: plastic • Height: 13½"H–48"H • Height installed: 28½"H–48"H • Width: 84"W–160"W • Brackets: paint group 1 | <ol style="list-style-type: none"> 1 Style number 2 Screen size type (see below under Required Selections) 3 Height installed (see below under Required Selections) 4 Screen clearance (see below under Required Selections) 5 High-Pressure Laminate or wood veneer color number for screen 6 Plastic color number for edge on laminate screen, if selected 7 Bench depth 8 Grain direction 9 Paint color number for brackets 10 Options, if selected (see below) <ul style="list-style-type: none"> ▶ See <i>Surface Materials</i>, page 490 |

Tip: Screen height is determined by height installed less screen clearance.

Tip: Screen clearance is measured from the bottom of the boundary screen to the bottom of the leg which the screen is attached.

Tip: Open Line laminate is only available when specifying modular screens, and can be applied with vertical grain direction only.

Tip: Full-fill finish codes can be used to simplify specification of veneer boundary screens being used in settings with full-fill veneer products. The screen will not have the final fill coat applied, but the finish color will be consistent with the full-fill products.

For laminate price group 2 and 3 pricing, please refer to the electronic catalog or SmartTools.

| Screen Size Type | Required Selections | U.S. Price | Required to Specify | | | | | | | | | | | | |
|-------------------|--|---|---|------------|--|-----------|--|--|--------------|---|---|---|------|--|--|
| | <ul style="list-style-type: none"> • Modular • Parametric | <p>No cost</p> <p>No cost</p> | <p>Specify <i>with modular</i>.</p> <p>Specify <i>with parametric</i>.</p> | | | | | | | | | | | | |
| | <table border="1"> <thead> <tr> <th style="background-color: #000000; color: white;">Height Installed</th> <th style="background-color: #000000; color: white;">Modular</th> <th style="background-color: #000000; color: white;">Parametric</th> </tr> </thead> <tbody> <tr> <td></td> <td>• 28½"H</td> <td>28½"H–40⁷/₁₆"H</td> </tr> <tr> <td></td> <td>• 40½"H</td> <td>40½"H–47¹⁵/₁₆"H</td> </tr> <tr> <td></td> <td>• 48"H</td> <td>48"H</td> </tr> </tbody> </table> | Height Installed | Modular | Parametric | | • 28½"H | 28½"H–40 ⁷ / ₁₆ "H | | • 40½"H | 40½"H–47 ¹⁵ / ₁₆ "H | | • 48"H | 48"H | <p>Prices at right</p> <p>Prices at right</p> <p>Prices at right</p> | <p>Specify installed height.</p> <p>Specify installed height.</p> <p>Specify installed height.</p> |
| Height Installed | Modular | Parametric | | | | | | | | | | | | | |
| | • 28½"H | 28½"H–40 ⁷ / ₁₆ "H | | | | | | | | | | | | | |
| | • 40½"H | 40½"H–47 ¹⁵ / ₁₆ "H | | | | | | | | | | | | | |
| | • 48"H | 48"H | | | | | | | | | | | | | |
| | <table border="1"> <thead> <tr> <th style="background-color: #000000; color: white;">Screen Clearance</th> <th style="background-color: #000000; color: white;">Modular</th> <th style="background-color: #000000; color: white;">Parametric</th> </tr> </thead> <tbody> <tr> <td></td> <td>• Modular</td> <td>0"H or 15"H</td> </tr> <tr> <td></td> <td>• Parametric</td> <td>0"H–15"H</td> </tr> </tbody> </table> | Screen Clearance | Modular | Parametric | | • Modular | 0"H or 15"H | | • Parametric | 0"H–15"H | <p>Prices at right</p> <p>Prices at right</p> | <p>Specify screen clearance.</p> <p>Specify screen clearance.</p> | | | |
| Screen Clearance | Modular | Parametric | | | | | | | | | | | | | |
| | • Modular | 0"H or 15"H | | | | | | | | | | | | | |
| | • Parametric | 0"H–15"H | | | | | | | | | | | | | |
| Surface Materials | Options | U.S. Price | Required to Specify | | | | | | | | | | | | |
| | <p>Screen</p> <ul style="list-style-type: none"> • Laminate price group 2 • Laminate price group 3 • Open Line laminate • Wood group 2 • Wood group 3 • Customiz stain • Full-fill finish on wood group 1 <p>Grain Direction</p> <ul style="list-style-type: none"> • No direction • Horizontal • Vertical <p>Brackets</p> <ul style="list-style-type: none"> • Paint price group 2 • Paint price group 3 | <p>See information at left</p> <p>See information at left +\$204 plus cost of laminate</p> <p>+\$201</p> <p>+\$717</p> <p>No cost</p> <p>No cost</p> <p>No cost</p> <p>No cost</p> <p>No cost</p> <p>+\$ 16</p> <p>+\$ 34</p> | <p>Specify laminate color number.</p> <p>Specify laminate color number.</p> <p>▶ See <i>Surface Materials Reference Manual</i>.</p> <p>Specify wood color number.</p> <p>Specify wood color number.</p> <p>Specify <i>with Customiz stain</i>.</p> <p>▶ See <i>Surface Materials Reference Manual</i>.</p> <p>Specify full-fill finish number.</p> <p>Specify <i>with no grain direction</i>.</p> <p>Specify <i>with horizontal grain direction</i>.</p> <p>Specify <i>with vertical grain direction</i>.</p> <p>Specify paint color number.</p> <p>Specify paint color number.</p> | | | | | | | | | | | | |
| | <p>Overhang</p> <ul style="list-style-type: none"> • No overhang • 18" modular overhang • ¼"–18" parametric overhang | <p>No cost</p> <p>Prices at right</p> <p>Prices at right</p> | <p>Specify <i>with no overhang</i>.</p> <p>Specify <i>with 18" modular overhang</i> and select left or right.</p> <p>Specify <i>with length of parametric overhang</i>, select left or right.</p> | | | | | | | | | | | | |



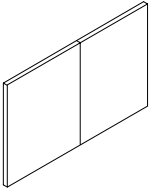
For Canadian Pricing

Multiply U.S. Price by the Canadian price factor.

▶ See page 1 for details.

Specification Information

| • Style • Number | • Screen • Height | • U.S. Base Price | | • Options | | |
|---------------------|----------------------|-------------------|----------|------------------------|----------|----------|
| | | • Base Depth | per side | (Add \$ to Base Price) | Per 36"W | Per 48"W |
| • | • | • | • | • | • | • |
| • | • | • | • | • | • | • |
| • | • | • | • | • | • | • |
| • | • | • | • | • | • | • |



Modular High-Pressure Laminate Split Boundary Screen For Use with Dual-Sided Base with Return

48" D Base

| FMDUALSPTR | Screen Height | U.S. Base Price | Options | Options | Options |
|------------|---------------|-----------------|---------|---------|---------|
| | 13½"H | \$252 | +\$388 | +\$ 435 | +\$ 483 |
| | 25½"H | \$296 | +\$483 | +\$ 546 | +\$ 607 |
| | 28½"H | \$315 | +\$546 | +\$ 622 | +\$ 700 |
| | 33"H | \$355 | +\$629 | +\$ 724 | +\$ 816 |
| | 40½"H | \$392 | +\$716 | +\$ 826 | +\$ 935 |
| | 48"H | \$494 | +\$862 | +\$ 989 | +\$1111 |

60" D Base

| FMDUALSPTR | Screen Height | U.S. Base Price | Options | Options | Options |
|------------|---------------|-----------------|---------|---------|---------|
| | 13½"H | \$274 | +\$413 | +\$ 460 | +\$ 505 |
| | 25½"H | \$331 | +\$514 | +\$ 576 | +\$ 637 |
| | 28½"H | \$355 | +\$582 | +\$ 659 | +\$ 738 |
| | 33"H | \$399 | +\$678 | +\$ 767 | +\$ 862 |
| | 40½"H | \$448 | +\$767 | +\$ 879 | +\$ 989 |
| | 48"H | \$558 | +\$925 | +\$1051 | +\$1175 |

► Specification Information, continued on next page



For Canadian Pricing

Multiply U.S. Price by the Canadian price factor.

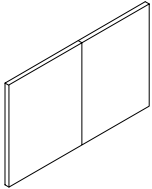
► See page 1 for details.

Split Boundary Screens For Use with Dual-Sided Base with Return, continued

► **Specification Information, continued from previous page**

Specification Information

| Style Number | Screen Height | U.S. Base Price | Base Depth | Options (Add \$ to Base Price) | | | | | |
|--------------|---------------|-----------------|------------|-----------------------------------|-----------------|-----------------|-----------------|---------------------------------------|---------------------|
| | | | | per side | Per 36"W Return | Per 48"W Return | Per 60"W Return | Per overhang 1/16"W– 11 15/16"W | 12"W– 17 15/16"W |



Parametric High-Pressure Laminate Split Boundary Screen For Use with Dual-Sided Base with Return

48"D Base

| FMDUALSPTR | Screen Height | U.S. Base Price | per side | Per 36"W Return | Per 48"W Return | Per 60"W Return | Per overhang | 12"W | 18"W |
|------------|---------------------|-----------------|----------|-----------------|-----------------|-----------------|--------------|--------|------|
| | 13 1/2"H–25 7/16"H | \$252 | +\$388 | +\$ 435 | +\$ 483 | +\$25 | +\$ 50 | +\$ 75 | |
| | 25 1/2"H–28 7/16"H | \$296 | +\$483 | +\$ 546 | +\$ 607 | +\$32 | +\$ 64 | +\$ 96 | |
| | 28 1/2"H–33 7/16"H | \$315 | +\$546 | +\$ 622 | +\$ 700 | +\$37 | +\$ 74 | +\$111 | |
| | 33 1/2"H–40 7/16"H | \$355 | +\$629 | +\$ 724 | +\$ 816 | +\$47 | +\$ 94 | +\$141 | |
| | 40 1/2"H–47 15/16"H | \$392 | +\$716 | +\$ 826 | +\$ 935 | +\$55 | +\$110 | +\$165 | |
| | 48"H | \$494 | +\$862 | +\$ 989 | +\$1111 | +\$63 | +\$126 | +\$189 | |

60"D Base

| FMDUALSPTR | Screen Height | U.S. Base Price | per side | Per 36"W Return | Per 48"W Return | Per 60"W Return | Per overhang | 12"W | 18"W |
|------------|---------------------|-----------------|----------|-----------------|-----------------|-----------------|--------------|--------|------|
| | 13 1/2"H–25 7/16"H | \$274 | +\$413 | +\$ 460 | +\$ 505 | +\$25 | +\$ 50 | +\$ 75 | |
| | 25 1/2"H–28 7/16"H | \$331 | +\$514 | +\$ 576 | +\$ 637 | +\$32 | +\$ 64 | +\$ 96 | |
| | 28 1/2"H–33 7/16"H | \$355 | +\$582 | +\$ 659 | +\$ 738 | +\$37 | +\$ 74 | +\$111 | |
| | 33 1/2"H–40 7/16"H | \$399 | +\$678 | +\$ 767 | +\$ 862 | +\$47 | +\$ 94 | +\$141 | |
| | 40 1/2"H–47 15/16"H | \$448 | +\$767 | +\$ 879 | +\$ 989 | +\$55 | +\$110 | +\$165 | |
| | 48"H | \$558 | +\$925 | +\$1051 | +\$1175 | +\$63 | +\$126 | +\$189 | |

► **Specification Information, continued on next page**



For Canadian Pricing

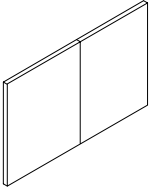
Multiply U.S. Price by the Canadian price factor.

► See page 1 for details.

► Specification Information, continued from previous page

Specification Information

| Style Number | Screen Height | U.S. Base Price | Options | | |
|--------------|---------------|------------------------|--|--------------------|--------------------|
| | | Base Depth per side | (Add \$ to Base Price) Per 36"W Return | Per 48"W Return | Per 60"W Return |



Modular Wood Veneer Split Boundary Screen For Use with Dual-Sided Base with Return

48" D Base

| FMDUALSPTR | Screen Height | U.S. Base Price | Options (36"W) | Options (48"W) | Options (60"W) |
|------------|---------------|-----------------|----------------|----------------|----------------|
| | 13½"H | \$ 567 | +\$ 934 | +\$1057 | +\$1183 |
| | 25½"H | \$ 688 | +\$1199 | +\$1372 | +\$1542 |
| | 28½"H | \$ 740 | +\$1387 | +\$1603 | +\$1822 |
| | 33"H | \$ 843 | +\$1623 | +\$1891 | +\$2156 |
| | 40½"H | \$ 942 | +\$1869 | +\$2180 | +\$2492 |
| | 48"H | \$1208 | +\$2271 | +\$2631 | +\$2984 |

60" D Base

| FMDUALSPTR | Screen Height | U.S. Base Price | Options (36"W) | Options (48"W) | Options (60"W) |
|------------|---------------|-----------------|----------------|----------------|----------------|
| | 13½"H | \$ 629 | +\$ 995 | +\$1119 | +\$1243 |
| | 25½"H | \$ 779 | +\$1281 | +\$1455 | +\$1626 |
| | 28½"H | \$ 849 | +\$1493 | +\$1710 | +\$1927 |
| | 33"H | \$ 973 | +\$1758 | +\$2019 | +\$2286 |
| | 40½"H | \$1100 | +\$2019 | +\$2332 | +\$2645 |
| | 48"H | \$1391 | +\$2452 | +\$2809 | +\$3166 |

► Specification Information, continued on next page



For Canadian Pricing

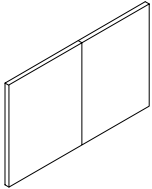
Multiply U.S. Price by the Canadian price factor.

► See page 1 for details.

Split Boundary Screens For Use with Dual-Sided Base with Return, continued

► **Specification Information, continued from previous page**

| Specification Information | | | | | | | | |
|---------------------------|-----------------|-----------------|------------------------|-----------------|-----------------|--------------------------------|-----------------|------|
| • Style Number | • Screen Height | U.S. Base Price | • Options | | | | | |
| | | • Base Depth | (Add \$ to Base Price) | | | | | |
| | | per side | Per 36"W Return | Per 48"W Return | Per 60"W Return | Per overhang 1/16"W–11 15/16"W | 12"W–17 15/16"W | 18"W |



Parametric Wood Veneer Split Boundary Screen For Use with Dual-Sided Base with Return

48"D Base

| FMDUALSPTR | Screen Height | U.S. Base Price | Per 36"W Return | Per 48"W Return | Per 60"W Return | Per overhang 1/16"W–11 15/16"W | 12"W–17 15/16"W | 18"W |
|------------|---------------------|-----------------|-----------------|-----------------|-----------------|--------------------------------|-----------------|--------|
| | 13 1/2"H–25 7/16"H | \$ 567 | +\$ 934 | +\$1057 | +\$1183 | +\$ 62 | +\$124 | +\$186 |
| | 25 1/2"H–28 7/16"H | \$ 688 | +\$1199 | +\$1372 | +\$1542 | +\$ 87 | +\$174 | +\$261 |
| | 28 1/2"H–33 7/16"H | \$ 740 | +\$1387 | +\$1603 | +\$1822 | +\$110 | +\$220 | +\$330 |
| | 33 1/2"H–40 7/16"H | \$ 843 | +\$1623 | +\$1891 | +\$2156 | +\$132 | +\$264 | +\$396 |
| | 40 1/2"H–47 15/16"H | \$ 942 | +\$1869 | +\$2180 | +\$2492 | +\$160 | +\$320 | +\$480 |
| | 48"H | \$1208 | +\$2271 | +\$2631 | +\$2984 | +\$180 | +\$360 | +\$540 |

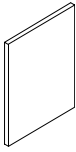
60"D Base

| FMDUALSPTR | Screen Height | U.S. Base Price | Per 36"W Return | Per 48"W Return | Per 60"W Return | Per overhang 1/16"W–11 15/16"W | 12"W–17 15/16"W | 18"W |
|------------|---------------------|-----------------|-----------------|-----------------|-----------------|--------------------------------|-----------------|--------|
| | 13 1/2"H–25 7/16"H | \$ 629 | +\$ 995 | +\$1119 | +\$1243 | +\$ 62 | +\$124 | +\$186 |
| | 25 1/2"H–28 7/16"H | \$ 779 | +\$1281 | +\$1455 | +\$1626 | +\$ 87 | +\$174 | +\$261 |
| | 28 1/2"H–33 7/16"H | \$ 849 | +\$1493 | +\$1710 | +\$1927 | +\$110 | +\$220 | +\$330 |
| | 33 1/2"H–40 7/16"H | \$ 973 | +\$1758 | +\$2019 | +\$2286 | +\$132 | +\$264 | +\$396 |
| | 40 1/2"H–47 15/16"H | \$1100 | +\$2019 | +\$2332 | +\$2645 | +\$160 | +\$320 | +\$480 |
| | 48"H | \$1391 | +\$2452 | +\$2809 | +\$3166 | +\$180 | +\$360 | +\$540 |

 **For Canadian Pricing**
 Multiply U.S. Price by the Canadian price factor.
 ► See page 1 for details.

Single-Sided Boundary Screens

For Use with Single-Sided Bases



| Standard Includes | Required to Specify |
|---|---|
| <ul style="list-style-type: none"> ▶ Need help? Product details, page 202 • Screen: High-Pressure Laminate price group 1 or wood group 1 veneer • Edge on laminate screen, if selected: plastic • Height: 13½"H–48"H • Height installed: 28½"H–48"H • Width: 24"W–96"W • Brackets: paint group 1 | <ol style="list-style-type: none"> 1 Style number 2 Screen size type (see below under Required Selections) 3 Height installed (see below under Required Selections) 4 Screen clearance (see below under Required Selections) 5 High-Pressure Laminate or wood veneer color number for screen 6 Plastic color number for edge on laminate screen, if selected 7 Bench depth 8 Grain direction 9 Paint color number for brackets 10 Options, if selected (see below) <ul style="list-style-type: none"> ▶ See <i>Surface Materials</i>, page 490 |

Tip: Screen height is determined by height installed less screen clearance.

Tip: Screen clearance is measured from the bottom of the boundary screen to the bottom of the leg which the screen is attached.

Tip: Open Line laminate is only available when specifying modular screens, and can be applied with vertical grain direction only.

Tip: Full-fill finish codes can be used to simplify specification of veneer boundary screens being used in settings with full-fill veneer products. The screen will not have the final fill coat applied, but the finish color will be consistent with the full-fill products.

For laminate price group 2 and 3 pricing, please refer to the electronic catalog or *SmartTools*.

| Screen Size Type | Required Selections | U.S. Price | Required to Specify | | | | | | | | |
|--------------------------|--|--|---|---|--|---------|--|--------|------|--|--|
| | <ul style="list-style-type: none"> • Modular • Parametric | <p>No cost</p> <p>No cost</p> | <p>Specify <i>with modular</i>.</p> <p>Specify <i>with parametric</i>.</p> | | | | | | | | |
| Height Installed | <table border="1"> <thead> <tr> <th style="background-color: #000000; color: white;">Modular</th> <th style="background-color: #000000; color: white;">Parametric</th> </tr> </thead> <tbody> <tr> <td>• 28½"H</td> <td>28½"H–40⁷/₁₆"H</td> </tr> <tr> <td>• 40½"H</td> <td>40½"H–47⁵/₁₆"H</td> </tr> <tr> <td>• 48"H</td> <td>48"H</td> </tr> </tbody> </table> | Modular | Parametric | • 28½"H | 28½"H–40 ⁷ / ₁₆ "H | • 40½"H | 40½"H–47 ⁵ / ₁₆ "H | • 48"H | 48"H | <p>Prices at right</p> <p>Prices at right</p> <p>Prices at right</p> | <p>Specify installed height.</p> <p>Specify installed height.</p> <p>Specify installed height.</p> |
| Modular | Parametric | | | | | | | | | | |
| • 28½"H | 28½"H–40 ⁷ / ₁₆ "H | | | | | | | | | | |
| • 40½"H | 40½"H–47 ⁵ / ₁₆ "H | | | | | | | | | | |
| • 48"H | 48"H | | | | | | | | | | |
| Screen Clearance | <ul style="list-style-type: none"> • Modular • Parametric | <p>0"H or 15"H</p> <p>0"H–15"H</p> | <p>Prices at right</p> <p>Prices at right</p> | <p>Specify screen clearance.</p> <p>Specify screen clearance.</p> | | | | | | | |
| Options | | U.S. Price | Required to Specify | | | | | | | | |
| Surface Materials | <p>Screen</p> <ul style="list-style-type: none"> • Laminate price group 2 • Laminate price group 3 • Open Line laminate <p>• Wood group 2</p> <p>• Wood group 3</p> <p>• Customiz stain</p> <p>• Full-fill finish on wood group 1</p> <p>Grain Direction</p> <ul style="list-style-type: none"> • No direction • Horizontal • Vertical <p>Brackets</p> <ul style="list-style-type: none"> • Paint price group 2 • Paint price group 3 | <p>See information at left</p> <p>See information at left</p> <p>+\$102 plus cost of laminate</p> <p>+\$102</p> <p>+\$359</p> <p>No cost</p> <p>No cost</p> <p>No cost</p> <p>No cost</p> <p>No cost</p> <p>No cost</p> <p>No cost</p> <p>+\$ 16</p> <p>+\$ 34</p> | <p>Specify laminate color number.</p> <p>Specify laminate color number.</p> <p>▶ See <i>Surface Materials Reference Manual</i>.</p> <p>Specify wood color number.</p> <p>Specify wood color number.</p> <p>Specify <i>with Customiz stain</i>.</p> <p>▶ See <i>Surface Materials Reference Manual</i>.</p> <p>Specify full-fill finish number.</p> <p>Specify <i>with no grain direction</i>.</p> <p>Specify <i>with horizontal grain direction</i>.</p> <p>Specify <i>with vertical grain direction</i>.</p> <p>Specify paint color number.</p> <p>Specify paint color number.</p> | | | | | | | | |
| Overhang | <ul style="list-style-type: none"> • No overhang • 18" modular overhang • ¼"–18" parametric overhang | <p>No cost</p> <p>Prices at right</p> <p>Prices at right</p> | <p>Specify <i>with no overhang</i>.</p> <p>Specify <i>with 18" modular overhang</i> and select left or right, or left and right.</p> <p>Specify <i>with length of parametric overhang</i>, select left or right, or left and right and select overhang width.</p> | | | | | | | | |



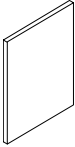
For Canadian Pricing

Multiply U.S. Price by the Canadian price factor.

▶ See page 1 for details.

Specification Information

| • Style Number | • Screen Height | • U.S. Base Prices | | • Options (Add \$ to Base Price) |
|-------------------|--------------------|--------------------|--------------|-------------------------------------|
| | | • Base Depth | • Base Depth | |
| | | 24"D | 30"D | 18"W Overhang |

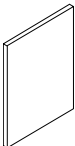


Modular High-Pressure Laminate Single-Sided Boundary Screens For Use with Single-Sided Bases

| FMSINGLE | Screen Height | 24"D | 30"D | Options |
|----------|---------------|-------|-------|---------|
| | 13½"H | \$250 | \$271 | +\$ 75 |
| | 25½"H | \$294 | \$327 | +\$ 96 |
| | 28½"H | \$312 | \$351 | +\$111 |
| | 33"H | \$351 | \$395 | +\$141 |
| | 40½"H | \$388 | \$444 | +\$165 |
| | 48"H | \$489 | \$554 | +\$189 |

Specification Information

| • Style Number | • Screen Height | • U.S. Base Prices | | • Options (Add \$ to Base Price) | | |
|-------------------|--------------------|--------------------|--------------|-------------------------------------|----------|--------|
| | | • Base Depth | • Base Depth | • Overhang | | |
| | | 24"D | 30"D | 1/16"W- | 10½"W- | 16½"W- |
| | | | | 107/16"W | 167/16"W | 18"W |



Parametric High-Pressure Laminate Single-Sided Boundary Screens For Use with Single-Sided Bases

| FMSINGLE | Screen Height | 24"D | 30"D | Options | Options | Options |
|----------|-----------------|-------|-------|---------|---------|---------|
| | 13½"H-257/16"H | \$250 | \$271 | +\$25 | +\$ 50 | +\$ 75 |
| | 25½"H-287/16"H | \$294 | \$327 | +\$32 | +\$ 64 | +\$ 96 |
| | 28½"H-3215/16"H | \$312 | \$351 | +\$37 | +\$ 74 | +\$111 |
| | 33"H-407/16"H | \$351 | \$395 | +\$47 | +\$ 94 | +\$141 |
| | 40½"H-4715/16"H | \$388 | \$444 | +\$55 | +\$110 | +\$165 |
| | 48"H | \$489 | \$554 | +\$63 | +\$126 | +\$189 |

► **Specification Information, continued on next page**



For Canadian Pricing

Multiply U.S. Price by the Canadian price factor.

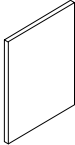
► See page 1 for details.

Single-Sided Boundary Screens For Use with Single-Sided Bases, continued

► **Specification Information, continued from previous page**

Specification Information

| • Style Number | • Screen Height | • U.S. Base Prices | | • Options (Add \$ to Base Price) |
|----------------|-----------------|--------------------|--------------|-------------------------------------|
| | | • Base Depth | • Base Depth | |
| | | 24"D | 30"D | 18"W Overhang |

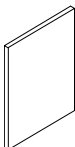


Modular Wood Veneer Single-Sided Boundary Screens For Use with Single-Sided Bases

| FMSINGLE | Screen Height | 24"D | 30"D | Options |
|----------|---------------|--------|--------|---------|
| | 13½"H | \$ 562 | \$ 622 | +\$186 |
| | 25½"H | \$ 682 | \$ 771 | +\$261 |
| | 28½"H | \$ 732 | \$ 840 | +\$330 |
| | 33"H | \$ 834 | \$ 964 | +\$396 |
| | 40½"H | \$ 934 | \$1089 | +\$480 |
| | 48"H | \$1196 | \$1380 | +\$540 |

Specification Information

| • Style Number | • Screen Height | • U.S. Base Prices | | • Options (Add \$ to Base Price) | | |
|----------------|-----------------|--------------------|--------------|-------------------------------------|----------|--------|
| | | • Base Depth | • Base Depth | • Overhang | | |
| | | 24"D | 30"D | 1/16"W- | 10½"W- | 16½"W- |
| | | | | 107/16"W | 167/16"W | 18"W |



Parametric Wood Veneer Single-Sided Boundary Screens For Use with Single-Sided Bases

| FMSINGLE | Screen Height | 24"D | 30"D | Options | Options | Options |
|----------|-----------------|--------|--------|---------|---------|---------|
| | 13½"H-257/16"H | \$ 562 | \$ 622 | +\$ 62 | +\$124 | +\$186 |
| | 25½"H-287/16"H | \$ 682 | \$ 771 | +\$ 87 | +\$174 | +\$261 |
| | 28½"H-3215/16"H | \$ 732 | \$ 840 | +\$110 | +\$220 | +\$330 |
| | 33"H-407/16"H | \$ 834 | \$ 964 | +\$132 | +\$264 | +\$396 |
| | 40½"H-4715/16"H | \$ 934 | \$1089 | +\$160 | +\$320 | +\$480 |
| | 48"H | \$1196 | \$1380 | +\$180 | +\$360 | +\$540 |



For Canadian Pricing

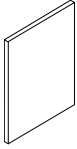
Multiply U.S. Price by the Canadian price factor.

► See page 1 for details.



Single-Sided Boundary Screens

For Use with Single-Sided Base with Return



| Standard Includes | Required to Specify |
|---|--|
| <ul style="list-style-type: none"> ▶ Need help? Product details, page 202 • Screen: High-Pressure Laminate price group 1 or wood group 1 veneer • Edge on laminate screen, if selected: plastic • Height: 13½"H–48"H • Height installed: 28½"H–48"H • Width: 60"W–90"W • Brackets: paint group 1 | <ol style="list-style-type: none"> 1 Style number 2 Screen size type (see below under Required Selections) 3 Height installed (see below under Required Selections) 4 Screen clearance (see below under Required Selections) 5 Handedness 6 High-Pressure Laminate or wood veneer color number for screen 7 Plastic color number for edge on laminate screen, if selected 8 Bench depth 9 Grain direction 10 Paint color number for brackets 11 Options, if selected (see below) <ul style="list-style-type: none"> ▶ See <i>Surface Materials</i>, page 490 |

Tip: Screen height is determined by height installed less screen clearance.

Tip: Screen clearance is measured from the bottom of the boundary screen to the bottom of the leg which the screen is attached.

Tips: Open Line laminate is only available when specifying modular screens, and can be applied with vertical grain direction only.

Tip: Full-fill finish codes can be used to simplify specification of veneer boundary screens being used in settings with full-fill veneer products. The screen will not have the final fill coat applied, but the finish color will be consistent with the full-fill products.

For laminate price group 2 and 3 pricing, please refer to the electronic catalog or *SmartTools*.

| Required Selections | U.S. Price | Required to Specify | | | | | | | | |
|---|---|--|--|--|---------|---|--------|------|---|---|
| Screen Size Type <ul style="list-style-type: none"> • Modular • Parametric | No cost No cost | Specify <i>with modular</i> . Specify <i>with parametric</i> . | | | | | | | | |
| Height Installed <table border="1"> <thead> <tr> <th style="background-color: #000000; color: white;">Modular</th> <th style="background-color: #000000; color: white;">Parametric</th> </tr> </thead> <tbody> <tr> <td>• 28½"H</td> <td>28½"H–40⁷/₁₆"H</td> </tr> <tr> <td>• 40½"H</td> <td>40½"H–47¹⁵/₁₆"H</td> </tr> <tr> <td>• 48"H</td> <td>48"H</td> </tr> </tbody> </table> | Modular | Parametric | • 28½"H | 28½"H–40 ⁷ / ₁₆ "H | • 40½"H | 40½"H–47 ¹⁵ / ₁₆ "H | • 48"H | 48"H | Prices at right Prices at right Prices at right | Specify installed height. Specify installed height. Specify installed height. |
| Modular | Parametric | | | | | | | | | |
| • 28½"H | 28½"H–40 ⁷ / ₁₆ "H | | | | | | | | | |
| • 40½"H | 40½"H–47 ¹⁵ / ₁₆ "H | | | | | | | | | |
| • 48"H | 48"H | | | | | | | | | |
| Screen Clearance <ul style="list-style-type: none"> • Modular • Parametric | 0"H or 15"H 0"H–15"H | Prices at right Prices at right | Specify screen clearance. Specify screen clearance. | | | | | | | |
| Handedness <ul style="list-style-type: none"> • Left-handed • Right-handed | No cost No cost | Specify <i>with single-sided left</i> . Specify <i>with single-sided right</i> . | | | | | | | | |
| Options | U.S. Price | Required to Specify | | | | | | | | |
| Surface Materials <p>Screen</p> <ul style="list-style-type: none"> • Laminate price group 2 • Laminate price group 3 • Open Line laminate • Wood group 2 • Wood group 3 • Customiz stain • Full-fill finish on wood group 1 <p>Grain Direction</p> <ul style="list-style-type: none"> • No direction • Horizontal • Vertical <p>Brackets</p> <ul style="list-style-type: none"> • Paint price group 2 • Paint price group 3 | See information at left See information at left +\$102 plus cost of laminate +\$102 +\$359 No cost No cost No cost No cost No cost +\$ 16 +\$ 34 | Specify laminate color number. Specify laminate color number. ▶ See <i>Surface Materials Reference Manual</i> . Specify wood color number. Specify wood color number. Specify <i>with Customiz stain</i> . ▶ See <i>Surface Materials Reference Manual</i> . Specify full-fill finish number. Specify <i>with no grain direction</i> . Specify <i>with horizontal grain direction</i> . Specify <i>with vertical grain direction</i> . Specify paint color number. Specify paint color number. | | | | | | | | |
| Return Application <ul style="list-style-type: none"> • Left return • Right return • Left and right returns | No cost No cost No cost | Specify <i>with left return</i> . Specify <i>with right return</i> . Specify <i>with left and right returns</i> . | | | | | | | | |

▶ Options, continued on next page



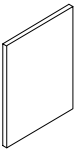
For Canadian Pricing
Multiply U.S. Price by the Canadian price factor.
▶ See page 1 for details.

► Options, continued from previous page

| Options | U.S. Price | Required to Specify |
|---------------------------------|---------------------------|--|
| Overhang | | |
| • No overhang | No cost | Specify <i>with no overhang</i> . |
| • 18" modular overhang | Prices below and at right | Specify <i>with 18" modular overhang</i> and select <i>left or right</i> . |
| • 1/16"–18" parametric overhang | Prices below and at right | Specify <i>with length of parametric overhang</i> , select <i>left or right</i> , and select overhang width. |

Specification Information

| Style Number | Screen Height | U.S. Base Prices | | |
|-----------------|------------------|------------------|-------------|-------------|
| | | 36"W Return | 48"W Return | 60"W Return |



Modular High-Pressure Laminate Single-Sided Boundary Screens For Use with Single-Sided Base with Return

24"D Base

| | | | | |
|------------------|-------|-------|--------|--------|
| FMSINGLER | 13½"H | \$388 | \$ 435 | \$ 483 |
| | 25½"H | \$483 | \$ 546 | \$ 607 |
| | 28½"H | \$546 | \$ 622 | \$ 700 |
| | 33"H | \$629 | \$ 724 | \$ 816 |
| | 40½"H | \$716 | \$ 826 | \$ 935 |
| | 48"H | \$862 | \$ 989 | \$1111 |

30"D Base

| | | | | |
|------------------|-------|-------|--------|--------|
| FMSINGLER | 13½"H | \$413 | \$ 460 | \$ 505 |
| | 25½"H | \$514 | \$ 576 | \$ 637 |
| | 28½"H | \$582 | \$ 659 | \$ 738 |
| | 33"H | \$678 | \$ 767 | \$ 862 |
| | 40½"H | \$767 | \$ 879 | \$ 989 |
| | 48"H | \$925 | \$1051 | \$1175 |

► Specification Information, continued on next page



For Canadian Pricing

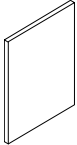
Multiply U.S. Price by the Canadian price factor.

► See page 1 for details.

Single-Sided Boundary Screens For Use with Single-Sided Base with Return, continued

► **Specification Information, continued from previous page**

| Specification Information | | | | | | | |
|---------------------------|-----------------|------------------|----------------|----------------|----------------------------------|--------------|-------------|
| • Style Number | • Screen Height | U.S. Base Prices | | | • Options (Add \$ to Base Price) | | |
| | | • 36" W Return | • 48" W Return | • 60" W Return | • Overhang | | |
| | | | | | • 1/16"W- | • 10 1/16"W- | • 16 1/2"W- |
| | | | | | • 10 7/16"W | • 16 7/16"W | • 18"W |



Parametric High-Pressure Laminate Split Boundary Screens For Use with Single-Sided Base with Return

24" D Base

| FMSINGLER | Screen Height | 36" W Return | 48" W Return | 60" W Return | Options | Options | Options |
|-----------|---------------------|--------------|--------------|--------------|---------|---------|---------|
| | 13 1/2"H-25 7/16"H | \$388 | \$ 435 | \$ 483 | +\$25 | +\$ 50 | +\$ 75 |
| | 25 1/2"H-28 7/16"H | \$483 | \$ 546 | \$ 607 | +\$32 | +\$ 64 | +\$ 96 |
| | 28 1/2"H-32 15/16"H | \$546 | \$ 622 | \$ 700 | +\$37 | +\$ 74 | +\$111 |
| | 33"H-40 7/16"H | \$629 | \$ 724 | \$ 816 | +\$47 | +\$ 94 | +\$141 |
| | 40 1/2"H-47 15/16"H | \$716 | \$ 826 | \$ 935 | +\$55 | +\$110 | +\$165 |
| | 48"H | \$862 | \$ 989 | \$1111 | +\$63 | +\$126 | +\$189 |

30" D Base

| FMSINGLER | Screen Height | 36" W Return | 48" W Return | 60" W Return | Options | Options | Options |
|-----------|---------------------|--------------|--------------|--------------|---------|---------|---------|
| | 13 1/2"H-25 7/16"H | \$413 | \$ 460 | \$ 505 | +\$25 | +\$ 50 | +\$ 75 |
| | 25 1/2"H-28 7/16"H | \$514 | \$ 576 | \$ 637 | +\$32 | +\$ 64 | +\$ 96 |
| | 28 1/2"H-32 15/16"H | \$582 | \$ 659 | \$ 738 | +\$37 | +\$ 74 | +\$111 |
| | 33"H-40 7/16"H | \$678 | \$ 767 | \$ 862 | +\$47 | +\$ 94 | +\$141 |
| | 40 1/2"H-47 15/16"H | \$767 | \$ 879 | \$ 989 | +\$55 | +\$110 | +\$165 |
| | 48"H | \$925 | \$1051 | \$1175 | +\$63 | +\$126 | +\$189 |

► **Specification Information, continued on next page**



For Canadian Pricing

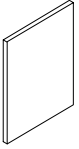
Multiply U.S. Price by the Canadian price factor.

► See page 1 for details.

► **Specification Information, continued from previous page**

Specification Information

| Style Number | Screen Height | U.S. Base Prices | | |
|-----------------|------------------|------------------|-------------|-------------|
| | | 36"W Return | 48"W Return | 60"W Return |



Modular Wood Veneer Split Boundary Screens For Use with Single-Sided Base with Return

24"D Base

| FMSINGLER | Screen Height | 36"W Return | 48"W Return | 60"W Return |
|-----------|---------------|-------------|-------------|-------------|
| | 13½"H | \$ 934 | \$1057 | \$1183 |
| | 25½"H | \$1199 | \$1372 | \$1542 |
| | 28½"H | \$1387 | \$1603 | \$1822 |
| | 33"H | \$1623 | \$1891 | \$2156 |
| | 40½"H | \$1869 | \$2180 | \$2492 |
| | 48"H | \$2271 | \$2631 | \$2984 |

30"D Base

| FMSINGLER | Screen Height | 36"W Return | 48"W Return | 60"W Return |
|-----------|---------------|-------------|-------------|-------------|
| | 13½"H | \$ 995 | \$1119 | \$1243 |
| | 25½"H | \$1281 | \$1455 | \$1626 |
| | 28½"H | \$1493 | \$1710 | \$1927 |
| | 33"H | \$1758 | \$2019 | \$2286 |
| | 40½"H | \$2019 | \$2332 | \$2645 |
| | 48"H | \$2452 | \$2809 | \$3166 |

► **Specification Information, continued on next page**

FrameOne



For Canadian Pricing

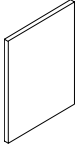
Multiply U.S. Price by the Canadian price factor.

► See page 1 for details.

Single-Sided Boundary Screens For Use with Single-Sided Base with Return, continued

► **Specification Information, continued from previous page**

| Specification Information | | | | | | | |
|---------------------------|----------------------|---------------------|---------------------|---------------------|--------------------------------------|-------------|-------------|
| • Style • Number | • Screen • Height | U.S. Base Prices | | | • Options | | |
| | | • 36" W • Return | • 48" W • Return | • 60" W • Return | (Add \$ to Base Price) • Overhang | | |
| | | | | | • 1/16"W- | • 12"W- | • 16 1/2"W- |
| | | | | | • 11 15/16"W | • 16 7/16"W | • 18"W |



Parametric Wood Veneer Split Boundary Screens For Use with Single-Sided Base with Return

24"D Base

| FMSINGLER | Screen Height | 36" W Return | 48" W Return | 60" W Return | Options | Options | Options |
|-----------|---------------------|--------------|--------------|--------------|---------|---------|---------|
| | 13 1/2"H-25 7/16"H | \$ 934 | \$1057 | \$1183 | +\$ 62 | +\$124 | +\$186 |
| | 25 1/2"H-28 7/16"H | \$1199 | \$1372 | \$1542 | +\$ 87 | +\$174 | +\$261 |
| | 28 1/2"H-32 15/16"H | \$1387 | \$1603 | \$1822 | +\$110 | +\$220 | +\$330 |
| | 33"H-40 7/16"H | \$1623 | \$1891 | \$2156 | +\$132 | +\$264 | +\$396 |
| | 40 1/2"H-47 15/16"H | \$1869 | \$2180 | \$2492 | +\$160 | +\$320 | +\$480 |
| | 48"H | \$2271 | \$2631 | \$2984 | +\$180 | +\$360 | +\$540 |

30"D Base

| FMSINGLER | Screen Height | 36" W Return | 48" W Return | 60" W Return | Options | Options | Options |
|-----------|---------------------|--------------|--------------|--------------|---------|---------|---------|
| | 13 1/2"H-25 7/16"H | \$ 995 | \$1119 | \$1243 | +\$ 62 | +\$124 | +\$186 |
| | 25 1/2"H-28 7/16"H | \$1281 | \$1455 | \$1626 | +\$ 87 | +\$174 | +\$261 |
| | 28 1/2"H-32 15/16"H | \$1493 | \$1710 | \$1927 | +\$110 | +\$220 | +\$330 |
| | 33"H-40 7/16"H | \$1758 | \$2019 | \$2286 | +\$132 | +\$264 | +\$396 |
| | 40 1/2"H-47 15/16"H | \$2019 | \$2332 | \$2645 | +\$160 | +\$320 | +\$480 |
| | 48"H | \$2452 | \$2809 | \$3166 | +\$180 | +\$360 | +\$540 |



For Canadian Pricing

Multiply U.S. Price by the Canadian price factor.

► See page 1 for details.



Tip: The Divisio side screen can be used on any 3/4"- to 1 1/2"-thick worksurface.

Tip: The Divisio side screen has an overhang of 8". This is important when planning for returns or storage.

Tip: The Divisio side screen weighs approximately 14 1/2 pounds. Take this into consideration when planning for use on height-adjustable worksurfaces.

Tip: The Divisio side screen is intended for use on the front of a worksurface.

Tip: The Divisio side screen does not work on knife edge profiles.

| Standard Includes | | Required to Specify |
|--|--|---|
| <ul style="list-style-type: none"> ▶ Need help? Product details, page 209 | <ul style="list-style-type: none"> • Screen: fabric price group A • Top cap and clamp: 4799 Platinum paint | <ul style="list-style-type: none"> 1 Style number 2 Fabric color number ▶ See <i>Surface Materials Reference Manual</i>. |

| Options | U.S. Price | Required to Specify |
|--|--|--|
| Surface Materials <ul style="list-style-type: none"> • Fabric price group A • Fabric price group 1 • Fabric price group 2 • Customer's Own Material (COM) | <ul style="list-style-type: none"> No cost No cost +\$21 +\$23 | <ul style="list-style-type: none"> Specify fabric color number. Specify fabric color number. Specify fabric color number. ▶ See <i>Surface Materials Reference Manual</i>. |

| Specification Information | | | |
|---------------------------|---------|----------|------------|
| Dimensions | | Style | U.S. |
| D | H | Number | Base Price |
| 29 1/2" | 11 5/8" | DVSS2912 | \$509 |

FrameOne

 **For Canadian Pricing**
 Multiply U.S. Price by the Canadian price factor.
 ▶ See page 1 for details.

