

---

# Conference and Collaborative Tables Specification Guide

## Availability

**Electronic price list updated** with release 200.N (U.S.) and 156.N (Canada), dated August 19, 2024.

All specifications subject to change without notice. Reference the electronic catalog/Hedberg for current pricing.

Transitional products in this specification guide are **maintained for existing customers only** and are likely to be phased out over time. These products are indicated with a . Products that are scheduled to be culled are indicated with an , followed by the last order entry date.

## Surface Materials

**The surface materials team** has announced the launch of the Finish Library, found at [www.steelcase.com/finishlibrary/](http://www.steelcase.com/finishlibrary/).

► For a list of all trademarks, refer to the last page of this specification guide. © 2024 Steelcase Inc.

## Working with This Specification Guide

Ten Tips: How to Get The Most Out of This Book	2
Additional Resources	4

<b>Bassline</b>	<b>5</b>
<b>B-Free High Tables</b>	<b>57</b>
<b>Campfire</b>	<b>71</b>
<b>Groupwork</b>	<b>103</b>
<b>Simple Tables</b>	<b>179</b>
<b>Universal Tables</b>	<b>219</b>
<b>Verb</b>	<b>257</b>
<b>Convене</b>	<b>305</b>
<b>Verlay</b>	<b>387</b>
<b>media:scape</b>	<b>459</b>
<b>Table Power and Communication</b>	<b>495</b>

<b>Resources</b>	<b>515</b>
------------------	------------



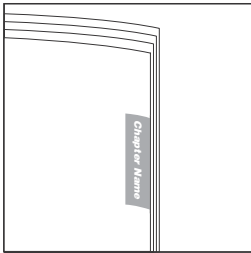
### For Canadian Pricing

Canadian factor can be found at [www.steelcase.com/CADpricing/](http://www.steelcase.com/CADpricing/). Calculate in the following order to avoid rounding errors:

- Multiply the base price and each option by the Canadian factor.
- Round each to the nearest dollar.
- Add base and options for total list price.


# Ten Tips: How to Get the Most Out of This Book

## Tip 1



**Watch** the tabs on the right-hand edges of the pages. They'll always indicate which chapter you are in.

## Tip 2



**Use the Statement of Line pages** for an overview of the available components, their sizes, and page references for additional information. Each *Understanding* chapter includes a statement of line after the table of contents.

## Tip 3



**Find cross references** by looking for page numbers flagged with an arrow.

## Tip 4

**Study the product detail pages** in the *Understanding* section to learn everything an expert knows about specific products. Each product detail page in this section contains the following features, where applicable:

- Product Drawing
- Actual Dimensions
- Product Details
- Connections
- Wiring and Cabling
- Surface Materials
- Application Topics

**Product Drawing** shows you what the product looks like and points out important features.

**Product Details** gives specific information on the product and how it is used.

**Connections** describes how the product is assembled or how it attaches to another product.

**Base Junctions—Thin Trim**

**Product Details:** Junction cap and appropriate adhesive are required on junction. Junction cap is not required on junctions with concealed hardware.

**Connections:** Junction cap is used to attach the junction to the wall. Junction cap is attached to the wall with adhesive. Junction cap is attached to the junction with adhesive.

**Actual Dimensions:** Junction cap is 1/2" x 1/2" x 1/2". Junction cap is 1/2" x 1/2" x 1/2". Junction cap is 1/2" x 1/2" x 1/2".

**Wiring and Cabling:** Junction cap is used to attach the junction to the wall. Junction cap is attached to the wall with adhesive. Junction cap is attached to the junction with adhesive.

**Surface Materials:** Junction cap is used to attach the junction to the wall. Junction cap is attached to the wall with adhesive. Junction cap is attached to the junction with adhesive.

**Actual Dimensions** table lists the dimensions of the product.

**Wiring and Cabling** details the power and cable-management and cable routing capabilities of the product.

**Surface Materials** lists what material is used for each part of the product.

**Tip 5**

**Refer to the specifying pages** for all the information needed to order a product. Each product specifying page contains a variety of elements to help you complete a specification:

- Product Drawing
- Standard Includes
- Required to Specify
- Options
- Related Products
- Specification Information
- Dimensions
- Style Number
- Price

**Standard Includes** (under the red or dark grey band) provides a list of what comes standard with the product.

**Required to Specify** (under the red or dark grey band) itemizes the information that you must provide to order the standard product and the preferred sequence for specification.

**Specification Information** (under the teal or light grey band) provides product dimensions, style numbers, and prices for the standard product and any surface material choices that are available.

**Product Drawing** shows you what the product looks like.

**Product Drawing**

**Product Drawing** shows you what the product looks like.

Standard Includes		Required to Specify	
• Standard trim package (STP) delivered by hand	No cost	• Trim number	1. Trim number
• Standard trim package (STP) delivered by truck	No cost	• Trim length	2. Trim length
• Standard trim package (STP) delivered by rail	No cost	• Trim width	3. Trim width
• Standard trim package (STP) delivered by air	No cost	• Trim material	4. Trim material
• Standard trim package (STP) delivered by sea	No cost	• Trim finish	5. Trim finish
• Standard trim package (STP) delivered by air	No cost	• Trim color	6. Trim color
• Standard trim package (STP) delivered by rail	No cost	• Trim texture	7. Trim texture
• Standard trim package (STP) delivered by sea	No cost	• Trim grain	8. Trim grain
• Standard trim package (STP) delivered by air	No cost	• Trim pattern	9. Trim pattern
• Standard trim package (STP) delivered by rail	No cost	• Trim design	10. Trim design
• Standard trim package (STP) delivered by sea	No cost	• Trim style	11. Trim style
• Standard trim package (STP) delivered by air	No cost	• Trim type	12. Trim type
• Standard trim package (STP) delivered by rail	No cost	• Trim size	13. Trim size
• Standard trim package (STP) delivered by sea	No cost	• Trim weight	14. Trim weight
• Standard trim package (STP) delivered by air	No cost	• Trim volume	15. Trim volume
• Standard trim package (STP) delivered by rail	No cost	• Trim area	16. Trim area
• Standard trim package (STP) delivered by sea	No cost	• Trim perimeter	17. Trim perimeter
• Standard trim package (STP) delivered by air	No cost	• Trim surface	18. Trim surface
• Standard trim package (STP) delivered by rail	No cost	• Trim edge	19. Trim edge
• Standard trim package (STP) delivered by sea	No cost	• Trim corner	20. Trim corner
• Standard trim package (STP) delivered by air	No cost	• Trim joint	21. Trim joint
• Standard trim package (STP) delivered by rail	No cost	• Trim seal	22. Trim seal
• Standard trim package (STP) delivered by sea	No cost	• Trim gasket	23. Trim gasket
• Standard trim package (STP) delivered by air	No cost	• Trim adhesive	24. Trim adhesive
• Standard trim package (STP) delivered by rail	No cost	• Trim fastener	25. Trim fastener
• Standard trim package (STP) delivered by sea	No cost	• Trim hardware	26. Trim hardware
• Standard trim package (STP) delivered by air	No cost	• Trim accessory	27. Trim accessory
• Standard trim package (STP) delivered by rail	No cost	• Trim component	28. Trim component
• Standard trim package (STP) delivered by sea	No cost	• Trim part	29. Trim part
• Standard trim package (STP) delivered by air	No cost	• Trim subassembly	30. Trim subassembly
• Standard trim package (STP) delivered by rail	No cost	• Trim assembly	31. Trim assembly
• Standard trim package (STP) delivered by sea	No cost	• Trim system	32. Trim system
• Standard trim package (STP) delivered by air	No cost	• Trim solution	33. Trim solution
• Standard trim package (STP) delivered by rail	No cost	• Trim service	34. Trim service
• Standard trim package (STP) delivered by sea	No cost	• Trim support	35. Trim support
• Standard trim package (STP) delivered by air	No cost	• Trim installation	36. Trim installation
• Standard trim package (STP) delivered by rail	No cost	• Trim maintenance	37. Trim maintenance
• Standard trim package (STP) delivered by sea	No cost	• Trim repair	38. Trim repair
• Standard trim package (STP) delivered by air	No cost	• Trim replacement	39. Trim replacement
• Standard trim package (STP) delivered by rail	No cost	• Trim upgrade	40. Trim upgrade
• Standard trim package (STP) delivered by sea	No cost	• Trim modification	41. Trim modification
• Standard trim package (STP) delivered by air	No cost	• Trim customization	42. Trim customization
• Standard trim package (STP) delivered by rail	No cost	• Trim personalization	43. Trim personalization
• Standard trim package (STP) delivered by sea	No cost	• Trim branding	44. Trim branding
• Standard trim package (STP) delivered by air	No cost	• Trim identification	45. Trim identification
• Standard trim package (STP) delivered by rail	No cost	• Trim tracking	46. Trim tracking
• Standard trim package (STP) delivered by sea	No cost	• Trim inventory	47. Trim inventory
• Standard trim package (STP) delivered by air	No cost	• Trim distribution	48. Trim distribution
• Standard trim package (STP) delivered by rail	No cost	• Trim logistics	49. Trim logistics
• Standard trim package (STP) delivered by sea	No cost	• Trim supply chain	50. Trim supply chain
• Standard trim package (STP) delivered by air	No cost	• Trim procurement	51. Trim procurement
• Standard trim package (STP) delivered by rail	No cost	• Trim sourcing	52. Trim sourcing
• Standard trim package (STP) delivered by sea	No cost	• Trim purchasing	53. Trim purchasing
• Standard trim package (STP) delivered by air	No cost	• Trim contracting	54. Trim contracting
• Standard trim package (STP) delivered by rail	No cost	• Trim outsourcing	55. Trim outsourcing
• Standard trim package (STP) delivered by sea	No cost	• Trim consulting	56. Trim consulting
• Standard trim package (STP) delivered by air	No cost	• Trim engineering	57. Trim engineering
• Standard trim package (STP) delivered by rail	No cost	• Trim architecture	58. Trim architecture
• Standard trim package (STP) delivered by sea	No cost	• Trim interior design	59. Trim interior design
• Standard trim package (STP) delivered by air	No cost	• Trim landscape architecture	60. Trim landscape architecture
• Standard trim package (STP) delivered by rail	No cost	• Trim urban planning	61. Trim urban planning
• Standard trim package (STP) delivered by sea	No cost	• Trim transportation planning	62. Trim transportation planning
• Standard trim package (STP) delivered by air	No cost	• Trim environmental planning	63. Trim environmental planning
• Standard trim package (STP) delivered by rail	No cost	• Trim social planning	64. Trim social planning
• Standard trim package (STP) delivered by sea	No cost	• Trim economic planning	65. Trim economic planning
• Standard trim package (STP) delivered by air	No cost	• Trim cultural planning	66. Trim cultural planning
• Standard trim package (STP) delivered by rail	No cost	• Trim historical planning	67. Trim historical planning
• Standard trim package (STP) delivered by sea	No cost	• Trim recreational planning	68. Trim recreational planning
• Standard trim package (STP) delivered by air	No cost	• Trim educational planning	69. Trim educational planning
• Standard trim package (STP) delivered by rail	No cost	• Trim health and safety planning	70. Trim health and safety planning
• Standard trim package (STP) delivered by sea	No cost	• Trim emergency planning	71. Trim emergency planning
• Standard trim package (STP) delivered by air	No cost	• Trim disaster planning	72. Trim disaster planning
• Standard trim package (STP) delivered by rail	No cost	• Trim crisis planning	73. Trim crisis planning
• Standard trim package (STP) delivered by sea	No cost	• Trim business continuity planning	74. Trim business continuity planning
• Standard trim package (STP) delivered by air	No cost	• Trim risk management	75. Trim risk management
• Standard trim package (STP) delivered by rail	No cost	• Trim compliance	76. Trim compliance
• Standard trim package (STP) delivered by sea	No cost	• Trim regulatory	77. Trim regulatory
• Standard trim package (STP) delivered by air	No cost	• Trim legal	78. Trim legal
• Standard trim package (STP) delivered by rail	No cost	• Trim financial	79. Trim financial
• Standard trim package (STP) delivered by sea	No cost	• Trim accounting	80. Trim accounting
• Standard trim package (STP) delivered by air	No cost	• Trim auditing	81. Trim auditing
• Standard trim package (STP) delivered by rail	No cost	• Trim taxation	82. Trim taxation
• Standard trim package (STP) delivered by sea	No cost	• Trim insurance	83. Trim insurance
• Standard trim package (STP) delivered by air	No cost	• Trim investment	84. Trim investment
• Standard trim package (STP) delivered by rail	No cost	• Trim real estate	85. Trim real estate
• Standard trim package (STP) delivered by sea	No cost	• Trim construction	86. Trim construction
• Standard trim package (STP) delivered by air	No cost	• Trim manufacturing	87. Trim manufacturing
• Standard trim package (STP) delivered by rail	No cost	• Trim distribution	88. Trim distribution
• Standard trim package (STP) delivered by sea	No cost	• Trim retail	89. Trim retail
• Standard trim package (STP) delivered by air	No cost	• Trim wholesale	90. Trim wholesale
• Standard trim package (STP) delivered by rail	No cost	• Trim e-commerce	91. Trim e-commerce
• Standard trim package (STP) delivered by sea	No cost	• Trim direct sales	92. Trim direct sales
• Standard trim package (STP) delivered by air	No cost	• Trim telemarketing	93. Trim telemarketing
• Standard trim package (STP) delivered by rail	No cost	• Trim direct response	94. Trim direct response
• Standard trim package (STP) delivered by sea	No cost	• Trim advertising	95. Trim advertising
• Standard trim package (STP) delivered by air	No cost	• Trim public relations	96. Trim public relations
• Standard trim package (STP) delivered by rail	No cost	• Trim media	97. Trim media
• Standard trim package (STP) delivered by sea	No cost	• Trim entertainment	98. Trim entertainment
• Standard trim package (STP) delivered by air	No cost	• Trim sports and recreation	99. Trim sports and recreation
• Standard trim package (STP) delivered by rail	No cost	• Trim arts and culture	100. Trim arts and culture

**Options** (under the black band) lists all the options that apply to the product, their price, and what is required to specify.

**Related Products** provide specification information for products that are directly related.

**Tip 6**

**Required to Specify**

Specify with Customiz Stain

**Italic typeface** on specifying pages usually identifies wording that you should use in your order.

i

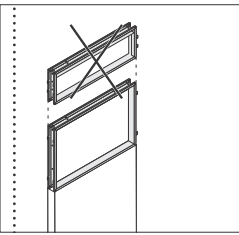
**Tip 7**

**To determine** how many skins are needed to complete a panel, consult the table at the right.

*Tip: Remember to order skins for both sides of the panel buildup.*

**Watch for tips** throughout the text that give you explanations and helpful instructions.

**Tip 8**



**Learn what you cannot do** by looking for drawings crossed out with an "X."

**Tip 9**

**Use the surface materials listings** in the Surface Materials section of this book to find surface material color numbers.

**Tip 10**

Style Number	Page
<b>TS7042BL</b>	131
<b>TS7042S</b>	130
<b>TS7048BL</b>	131
<b>TS7048S</b>	130
<b>TS7060BL</b>	131
<b>TS7060S</b>	130
<b>TS7072BL</b>	131

**Refer to the style number index** when you know a style number and you need to find the page that has more details about the product.

# Additional Resources

## Conference and Collaborative Tables

**Products** are supported with informational materials, tools, and software to help you plan, specify, and order an installation efficiently.

## Printed Materials

### Other Specification Guides

Steelcase offers a comprehensive portfolio of furniture and solutions. For the full offering of products, refer to the individual product specification guides. These can be accessed at the [www.steelcase.com](http://www.steelcase.com) web site or at [village.steelcase.com](http://village.steelcase.com)

## Computer Tools

### Electronic Catalog

Accurate sales quotations and purchase orders for Steelcase products are created with specification software that uses Steelcase Electronic Catalog data. Use the data to specify and price style numbers and options for every Steelcase product. The data is updated bimonthly by Steelcase and provided to software programs including: the Hedberg Business System, SmartTools—Steelcase's design and specification software (for more information on SmartTools, please email [SmartTools@steelcase.com](mailto:SmartTools@steelcase.com)), the ProjectMatrix Project Symbols libraries, as well as 20-20 CAP Studio.

### Furniture Symbol Graphic Data

Steelcase creates 2D and 3D furniture symbols (with attributes) for planning and initially specifying Steelcase products. This data is incorporated into several add-on software packages that work in either a Microstation or an AutoCAD drafting environment.

### Digital Publications

You can access these digital publications at [www.steelcase.com](http://www.steelcase.com) or [village.steelcase.com](http://village.steelcase.com).

## Support

### Steelcase Capabilities

Steelcase products are distributed, installed, and serviced through a network of more than 600 dealers worldwide. Steelcase is also represented with offices and corporate showrooms in 26 U.S. cities, 4 Canadian cities, and in France, Germany, Great Britain, and Japan. Every Steelcase product meets our exceptionally high standards of quality and durability and comes with the Steelcase assurance of excellence in service.

### For ordering or product assistance,

please call your local dealer, the Steelcase Solutions Resource Team, or the Steelcase Solutions Fulfillment Team at 1.888.STEELCASE (1.888.783.3522) or send an e-mail to [lineone@steelcase.com](mailto:lineone@steelcase.com).

Call the Steelcase Solutions Resource Team prior to placing an order, when working on a bid, or when you need information about product applications and specifications.

Call the Steelcase Solutions Fulfillment Team if you have submitted an order to Steelcase and you need to speak to your Solutions Fulfillment Team Representative about the order. Also call if you have any post-shipment quality concerns or service parts questions.

For warranty information, please go to: <http://www.steelcase.com/warranty/>.

Outside the U.S.A., Canada, Mexico, Puerto Rico, and the U.S. Virgin Islands, call 1.616.247.2500.

For information about Steelcase, the name of your nearest Steelcase dealer, or for product literature, call 1.800.333.9939 or visit our Web site: [www.steelcase.com](http://www.steelcase.com).

## Sustainability

**At Steelcase**, we believe business can be a force for good. We create long-lasting products that are better for people and better for the planet. Our products and operations use life cycle thinking to meet our commitment to reducing climate change. This commitment is reinforced by practices such as designing to minimize global warming and other life cycle impacts, ensuring material health, and enabling end-of-use strategies.

To learn more at a corporate level, visit: <https://www.steelcase.com/discover/steelcase/esg-overview/environmental/>

Product Environmental Profiles, which provide key environmental attributes such as recycled content, embodied carbon and recyclability, as well as product certifications can be found by searching for Steelcase at [Origin.build](http://Origin.build).

---

# Bassline



## Statement of Line 6



### Understanding

Occasional Tables	9
Base-Only Tables	10
Asymmetrical Tables	12
Box Top Tables	16
Storage	18
Bench Seating	20
Power	22



### Specifying

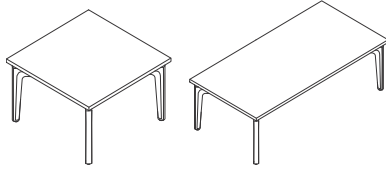
Square and Rectangular Tables	24
Round Tables	26
Oval Tables	28
Racetrack Tables	30
Base-Only Tables	32
Asymmetrical Tables	34
Box Top Tables	36
Standing Storage	40
Credenza	42
One Seat Bench	44
Two Seat Bench	46
Power	48



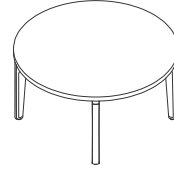
## Surface Materials 50

# Statement of Line

## Occasional Tables



Understanding  
 ▶ Page 9  
 Specifying  
 ▶ Page 24



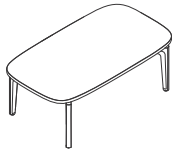
Understanding  
 ▶ Page 9  
 Specifying  
 ▶ Page 26

### Square and Rectangular Tables

	18 <sup>7</sup> / <sub>8</sub> "W	28 <sup>3</sup> / <sub>4</sub> "W	36"W	54"W	60"W
18 <sup>7</sup> / <sub>8</sub> "D	●				
20"D			●		
24"D				●	
28 <sup>3</sup> / <sub>4</sub> "D		●			●

### Round Tables

25" Diameter	●
39" Diameter	●



Understanding  
 ▶ Page 9  
 Specifying  
 ▶ Page 28



Understanding  
 ▶ Page 9  
 Specifying  
 ▶ Page 30

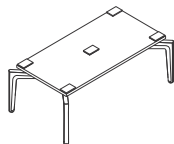
### Oval Tables

	36"W	54"W	60"W
20"D	●		
24"D		●	
28 <sup>3</sup> / <sub>4</sub> "D			●

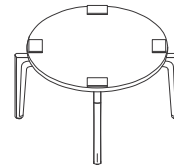
### Racetrack Tables

	36"W	54"W	60"W
20"D	●		
24"D		●	
28 <sup>3</sup> / <sub>4</sub> "D			●

## Base-Only Tables



Understanding  
 ▶ Page 10  
 Specifying  
 ▶ Page 32



Understanding  
 ▶ Page 10  
 Specifying  
 ▶ Page 32

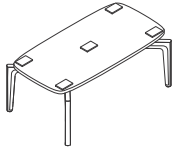
### Square and Rectangular Base-Only Tables

	18 <sup>7</sup> / <sub>8</sub> "W	28 <sup>3</sup> / <sub>4</sub> "W	36"W	44"W	54"W	60"W
18 <sup>7</sup> / <sub>8</sub> "D	●					
20"D			●			
22"D				●		
24"D					●	
28 <sup>3</sup> / <sub>4</sub> "D		●				●

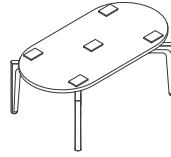
### Round Base-Only Tables

25" Diameter	●
39" Diameter	●

**Base-Only Tables, continued**



Understanding  
 ▶ Page 10  
 Specifying  
 ▶ Page 32



Understanding  
 ▶ Page 10  
 Specifying  
 ▶ Page 32

**Oval Base-Only Tables**

	36"W	44"W	54"W	60"W
20"D	●			
22"D		●		
24"D			●	
28¾"D				●

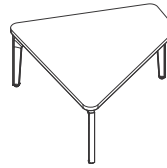
**Racetrack Base-Only Tables**

	36"W	44"W	54"W	60"W
20"D	●			
22"D		●		
24"D			●	
28¾"D				●

**Asymmetrical Tables**



Understanding  
 ▶ Page 12  
 Specifying  
 ▶ Page 34



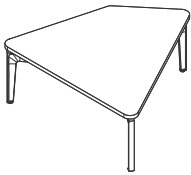
Understanding  
 ▶ Page 12  
 Specifying  
 ▶ Page 34

**Small Asymmetrical Table**

	22⅛"W
26¾"D	●

**Medium Asymmetrical Table**

	26⅘"W
34"D	●

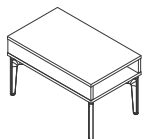


Understanding  
 ▶ Page 12  
 Specifying  
 ▶ Page 34

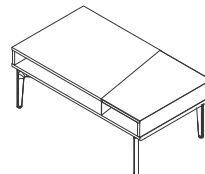
**Large Asymmetrical Table**

	29¾"W
35"D	●

**Box Top Tables**



Understanding  
 ▶ Page 16  
 Specifying  
 ▶ Page 36



Understanding  
 ▶ Page 16  
 Specifying  
 ▶ Page 38

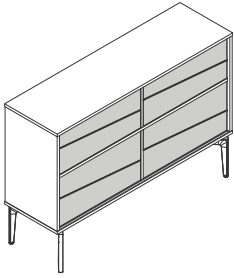
**Box Top Tables**

	18"W
25"D	●
30"D	●

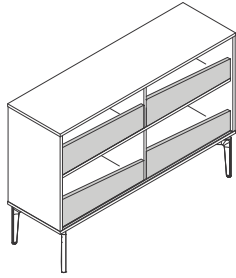
**Box Top Coffee Table**

	54"W
25"D	●

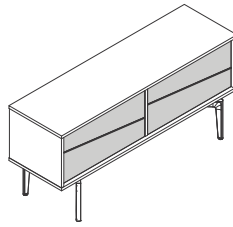
**Storage**



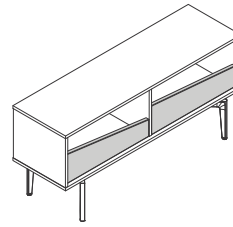
**Full Back Standing Storage**  
Understanding  
▶ Page 18  
Specifying  
▶ Page 40



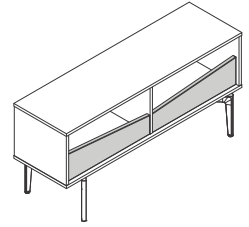
**Half Back Standing Storage**  
Understanding  
▶ Page 18  
Specifying  
▶ Page 40



**Full Back Credenza**  
Understanding  
▶ Page 18  
Specifying  
▶ Page 42



**Half Back Credenza**  
Understanding  
▶ Page 18  
Specifying  
▶ Page 42

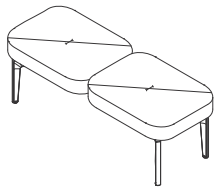


**Meet Me in the Middle Credenza**  
Understanding  
▶ Page 18  
Specifying  
▶ Page 42

**Bench Seating**

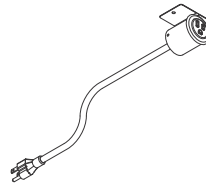


**One Seat Bench**  
Understanding  
▶ Page 20  
Specifying  
▶ Page 44

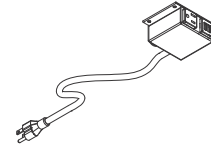


**Two Seat Bench**  
Understanding  
▶ Page 20  
Specifying  
▶ Page 46

**Power**



**Round Power**  
Understanding  
▶ Page 22  
Specifying  
▶ Page 48



**Module Power**  
Understanding  
▶ Page 22  
Specifying  
▶ Page 48



# Occasional Tables

**Occasional tables** are available in round, square, rectangular, oval, and racetrack.

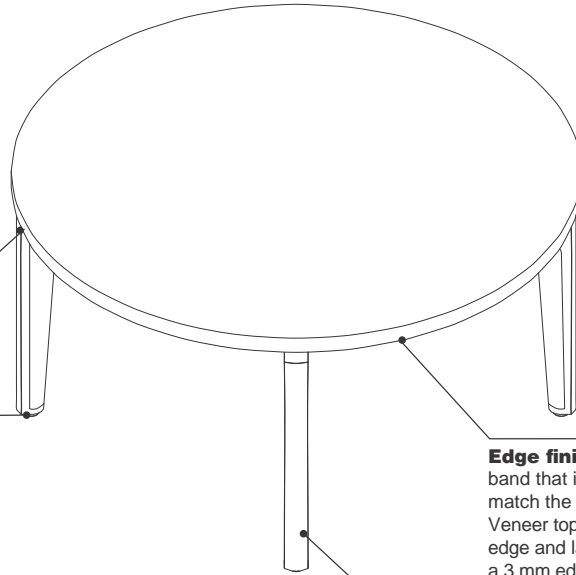
**Tables tops** are offered in Low-Pressure Laminate, High-Pressure Laminate, veneer, glass, and solid surface.

**Overall table height** is 13" including the legs, spacer, and table top.

► Specifying, pages 24–30

**Tables tops** are 3/4" thick.

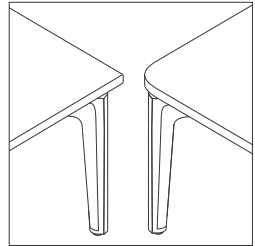
**Leveling glides** have 1/2" adjustability range to install tables on uneven floors.



**Edge finish** has an edge band that is defaulted to match the laminate surface. Veneer tops have a wood edge and laminate tops have a 3 mm edge.

**Leg height** is 12 1/4".

## Product Details



**Square and rectangular tables** have options for rounded corners or squared corners.

**Occasional tables and Bivi Rumble Seat legs** share the same visual aesthetic.

► See *Benching Specification Guide* for Bivi Rumble Seat information.

## Surface Materials

### Table tops

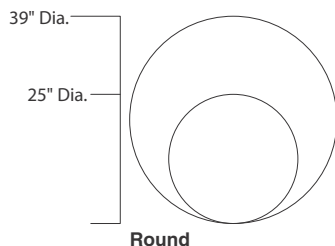
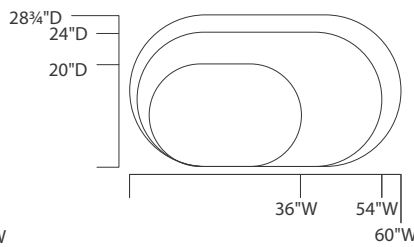
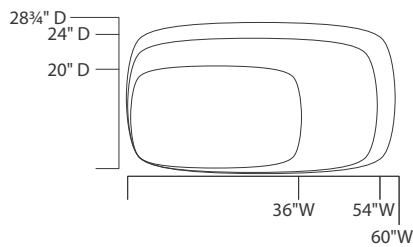
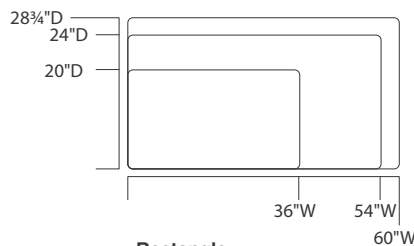
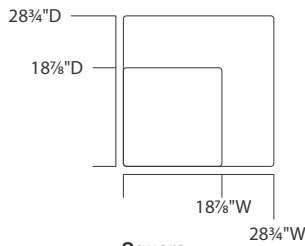
- Low-Pressure Laminate
- High-Pressure Laminate
- Open Line laminate
- Wood veneer
- Glass\*
- Solid surface\*

\*Note: Only available with round corners.

### Legs

- Paint

## Actual Dimensions



# Base-Only Tables

**Base-Only Tables** enable you to personalize your table with a custom top and make it your own.

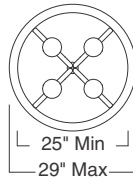
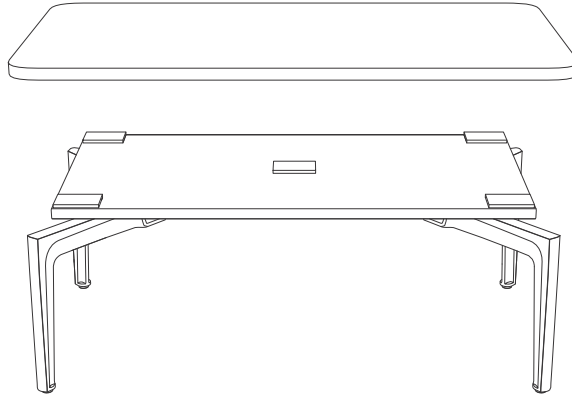
► Specifying page, 32

**The Base-Only Tables** come with a black  $\frac{3}{4}$ " Low-Pressure Laminate (LPL) platform in the shape specified. Adhere custom top to the platform using the provided 3M™ hook and loop fasteners.

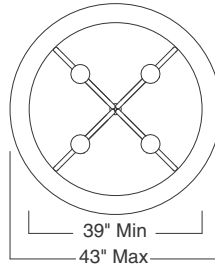
*Tip: Base-Only Tables platform is smaller than the legs. Custom top will extend beyond the platform to align with the legs.*

**Fully assembled tables** support a maximum weight of 800 pounds. This includes the weight of your custom top and any items put on the table.

*Tip: Base-Only Tables are only available in four leg shapes and sizes.*

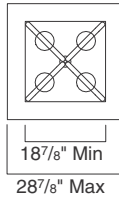


**25" Round Table**

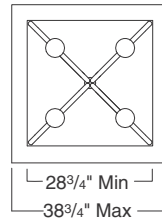


**39" Round Table**

**Your custom top for circle bases** may not extend more than 2" in any direction from the standard Base-Only Table size.

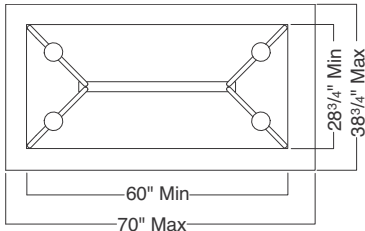


**18<sup>7</sup>/<sub>8</sub>" Square Table**

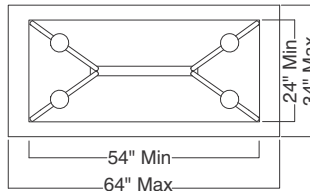


**28<sup>3</sup>/<sub>4</sub>" Square Table**

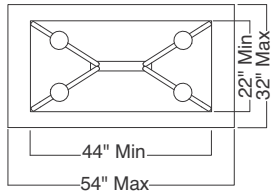
**Your custom top for square bases** may not extend more than 5" in any direction from the standard Base-Only Table size.



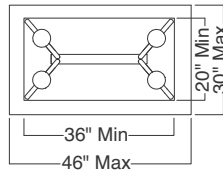
**60" Rectangle Table**



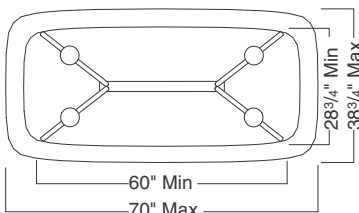
**54" Rectangle Table**



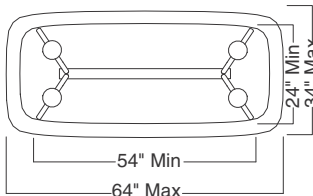
**44" Rectangle Table**



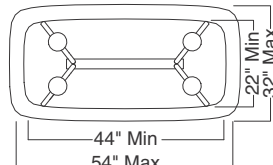
**36" Rectangle Table**



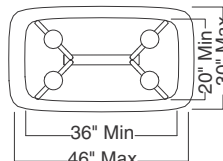
**60" Oval Table**



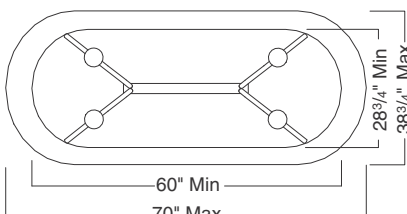
**54" Oval Table**



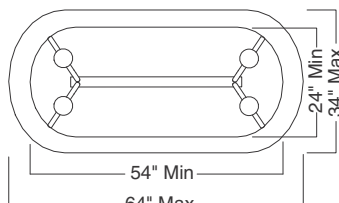
**44" Oval Table**



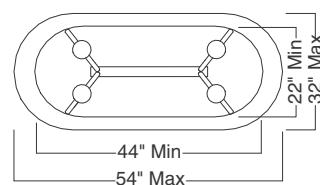
**36" Oval Table**



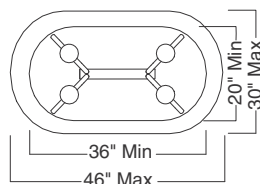
**60" Racetrack Table**



**54" Racetrack Table**



**44" Racetrack Table**



**36" Racetrack Table**

**Your custom top for rectangular, oval, and racetrack bases** may not extend more than 5" in any direction from the standard Base-Only Table size.

# Asymmetrical Tables

**Asymmetrical Tables** have an irregular shape and are offered in Low-Pressure Laminate, High-Pressure Laminate, veneer, glass, and solid surface.

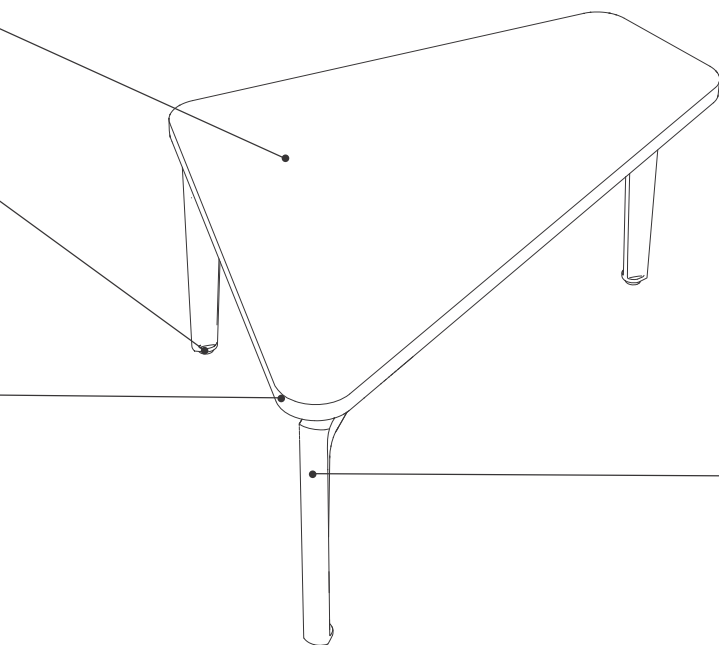
**Overall table height** is 13" including the legs, spacer, and table top.  
▶ Specifying, page 34

**Table tops** are 3/4" thick.

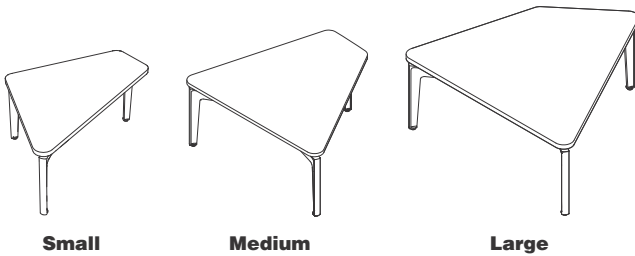
**Leveling glides** have 1/2" adjustability range to install tables on uneven floors.

**Edge finish** has an edge band that is defaulted to match the laminate surface. Veneer tops have a wood edge and laminate tops have a 3 mm edge.

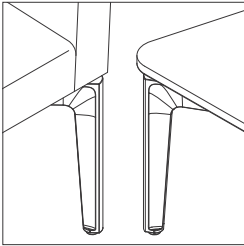
**Leg height** is 12 1/4".



**Asymmetrical Tables** are available in small, medium, and large.



**Product Details**



**Asymmetrical Tables and Bivi Rumble Seat legs** share the same visual aesthetic.

► See *Benching Specification Guide* for Bivi Rumble Seat information.

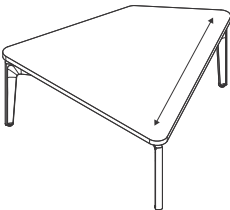
**Grain Directions**



**Small Asymmetrical Table**

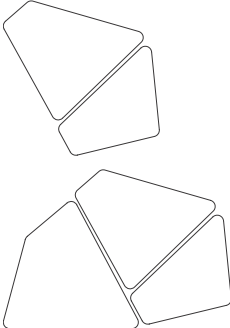


**Medium Asymmetrical Table**

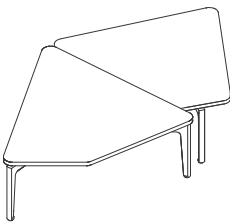


**Large Asymmetrical Table**

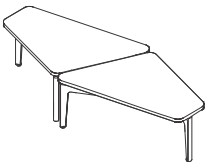
**Application Topics**



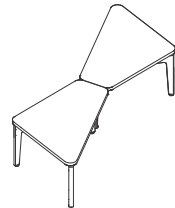
**Asymmetrical Tables** can be used separately or grouped together.



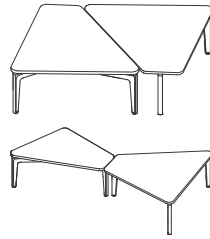
**Large Asymmetrical Table with Medium Asymmetrical Table** shown above.



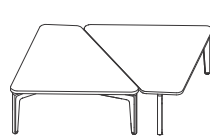
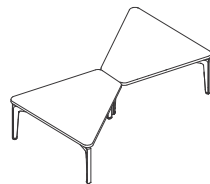
**Small Asymmetrical Table with Large Asymmetrical Table** shown above.



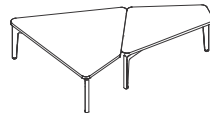
**Small Asymmetrical Table with Small Asymmetrical Table** shown above.



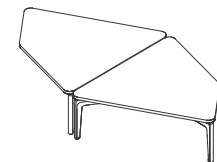
**Small Asymmetrical Table with Medium Asymmetrical Table** shown above.



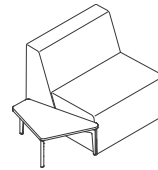
**Medium Asymmetrical Table with Medium Asymmetrical Table** shown above.



**Small Asymmetrical Table with Large Asymmetrical Table** shown above.



**Large Asymmetrical Table with Large Asymmetrical Table** shown above.



**Small Asymmetrical Table with Campfire Lounge** shown above.

**Surface Materials**

**Table tops**

- Low-Pressure Laminate
- High-Pressure Laminate
- Open Line laminate
- Wood veneer
- Glass
- Solid surface

**Base**

- Paint

**Dimensions**

► Page 14

# Dimensions

Asymmetrical

• Features :  
 • Overall  
 Depth Width Height

## Asymmetrical Tables

### Small

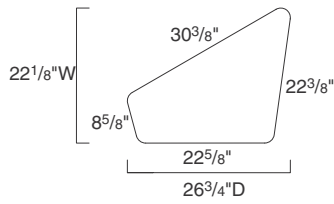
26<sup>3</sup>/<sub>4</sub>" 22<sup>1</sup>/<sub>8</sub>" 13"

### Medium

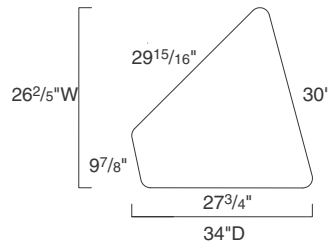
34" 26<sup>2</sup>/<sub>5</sub>" 13"

### Large

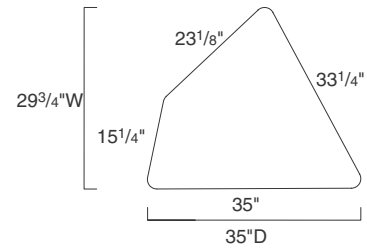
35" 29<sup>3</sup>/<sub>4</sub>" 13"



Small Asymmetrical Table



Medium Asymmetrical Table



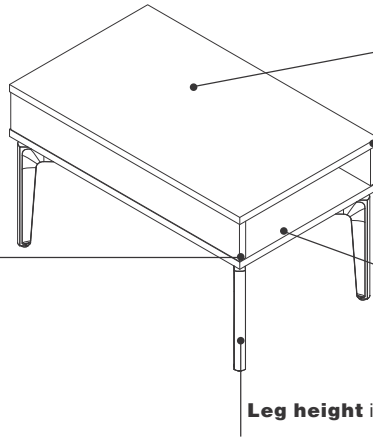
Large Asymmetrical Table



# Box Top Tables

**Box Top Tables** are offered in Low-Pressure Laminate, High-Pressure Laminate, and veneer with painted metal accents; location varies by table. The metal accent panel is available with or without a design.  
 ▶ Specifying pages, 36–38

**Case of Box Top Tables** are 3/4" thick.

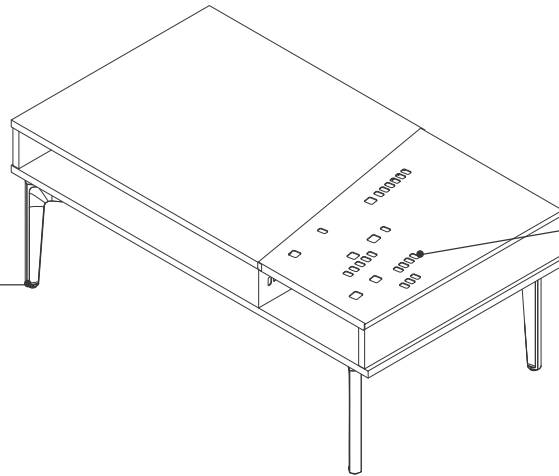


**The 25"D and 30"D Box Top Tables** have a metal accent panel inside the case. It is available with or without a design.

**Edge finish** has an edge band that is defaulted to match the laminate surface. Veneer tops have a wood edge and laminate tops have a 3 mm edge.

**Leg height** is 12 1/4".

**Box Top Tables** have pre-drilled pilot holes to accommodate power.



**All Bassline tables** have leveling glides with 1/2" adjustability range to install tables on uneven floors.

**Box Top Coffee Table** features a metal accent panel on the top and inside for visual interest (shown with optional design).

## Actual Dimensions

### Box Top Tables

Depth 25" or 30"

Width 18"

Height 18" or 23"

### Box Top Coffee Table

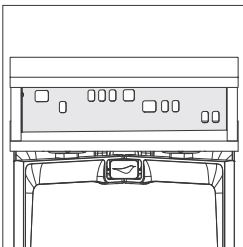
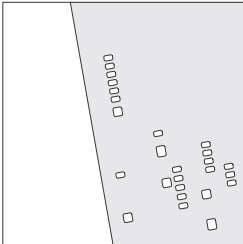
Depth 25"

Width 54"

Height 18"



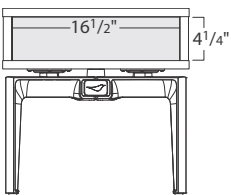
**Product Details**



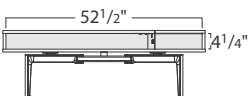
**Box Top Tables** have a standard metal accent panel that can be specified with or without a cut out design.

**If the cut out design** is specified, it will be applied to the metal accent panel.

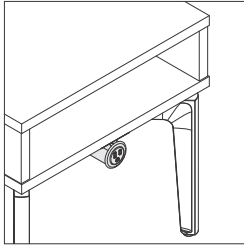
**Paint for metal accent panel and base** are specified separately allowing match or mix finishes.



**18"H Box Top Table opening**



**Box Top Coffee Table opening**



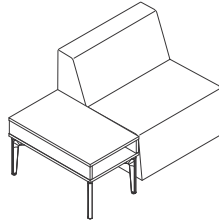
**Round and module power** available for Box Top Tables.

▶ See page 48

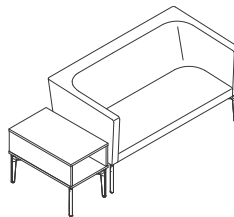
**Box Top Tables and Bivi Rumble Seat legs** share the same visual aesthetic.

▶ See *Benching Specification Guide* for Bivi Rumble Seat information.

**Application Topics**



**30"D Box Top Tables** align with Campfire Lounge.



**25"D Box Top Tables** align with the Freestanding Bivi Rumble Seat.

**Surface Materials**

**Table tops**

- Low-Pressure Laminate
- High-Pressure Laminate
- Open Line laminate
- Wood veneer

**Base**

- Paint

**Metal accent panel**

- Paint

# Storage

**Bassline Storage** is free-standing storage pieces that can also be used to divide spaces.

► Specifying pages, 40–42

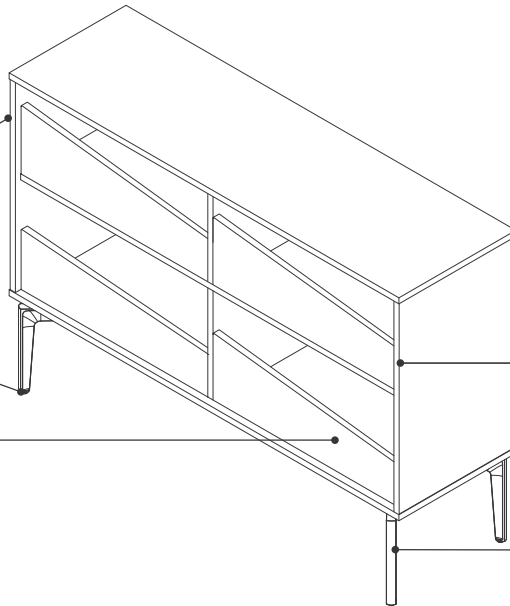
**Storage cases** are available in Low-Pressure Laminate, High-Pressure Laminate, and veneer with painted metal accent panels.

**Storage** is standard as one sided. A YinYang configuration is available to create openings on both sides for shared storage.

**Case sides** are 3/4" thick.

**Leveling glides** have a 1/2" adjustability range to install on uneven floors.

**Accent panels** are available in various configurations.



**Edge finish** has an edge band that is defaulted to match the laminate surface. Veneer cases have a wood edge and laminate tops have a 3 mm edge.

**Leg height** is 12 1/4".

## Actual Dimensions

### Standing Storage

Depth 18"

Width 60"

Height 42"

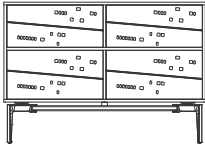
### Credenza

Depth 18"

Width 60"

Height 28 1/2"

**Product Details**



**Metal accent panels and sliding doors** are available with or without a cut out design. Design shown on Standing Storage with full back.

**If the cut out design** is specified, it will be applied to the metal accent panel. If design cut out is desired on sliding doors, select doors with design.

**Paint for metal accent panel and base** are specified separately allowing match or mix finishes.

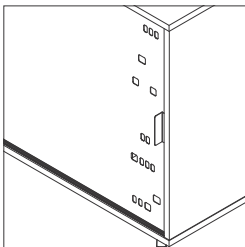
One Sided



Yin Yang

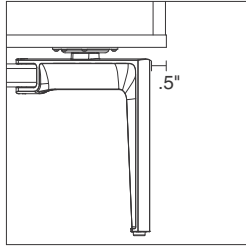


**Both Credenza and Standing Storage** can be one sided or YinYang to allow for access on both sides.

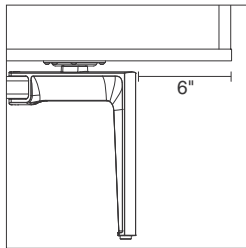


**Sliding doors** are an option on full back storage only.

**Sliding doors** are not available on full back units with the design cut out that are installed yin yang to prevent injury.



**Flush**



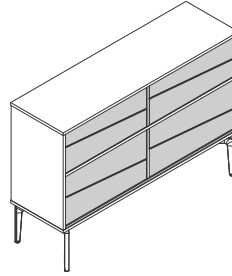
**Inset**

**Credenza and Standing Storage legs** can be specified in either flush or inset.

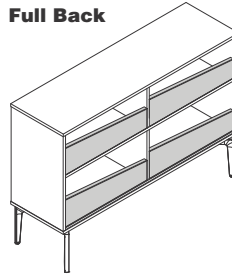
**Inset legs** are defaulted on the Credenza for a residential aesthetic.

**Flush legs** are defaulted on the Standing Storage for a clean aesthetic.

**When storage units are being used together,** option the legs the same for both units.

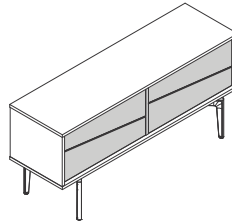


**Full Back**

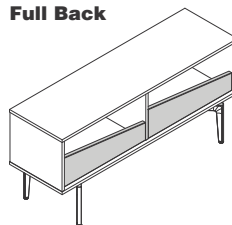


**Half Back**

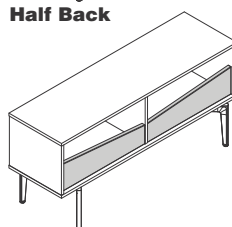
**Accent panel configurations for the Standing Height Storage** can be specified in two different configurations.



**Full Back**

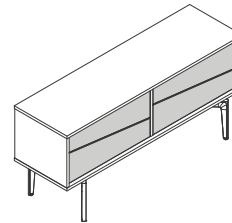


**Half Back**

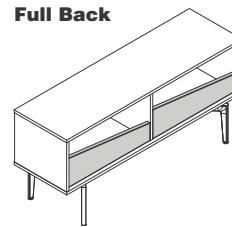


**Meet Me In The Middle Accent panel configurations for the Credenza** can be specified in three different configurations.

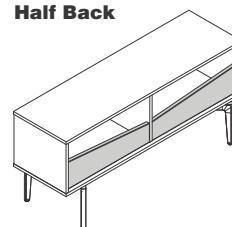
**Weight capacity** is 50 pounds per opening and 200 pounds on top.



**Full Back**



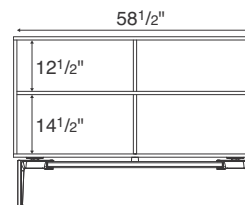
**Half Back**



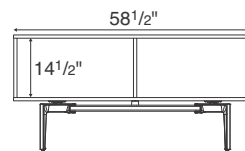
**Meet Me In The Middle Accent panel configurations for the Credenza** can be specified in three different configurations.

**Weight capacity** is 50 pounds per opening and 200 pounds on top.

**Dimensions**

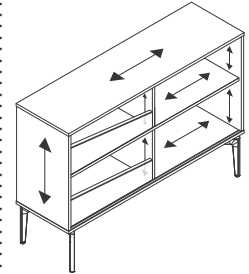


**Standing Storage**



**Credenza**

**Grain Direction**



**Laminate and wood grain direction for Standing Storage and Credenza** are shown above.

**Surface Materials**

**Case**

- Low-Pressure Laminate
- High-Pressure Laminate
- Open Line laminate
- Wood veneer

**Base**

- Paint

**Sliding Doors**

- Paint

**Metal accent panel**

• Paint  
*Tip: Wood veneer cases have matching flat veneer profile edges.*

*Tip: Paint for the accent panels and base are specified separately allowing match or mix finishes.*

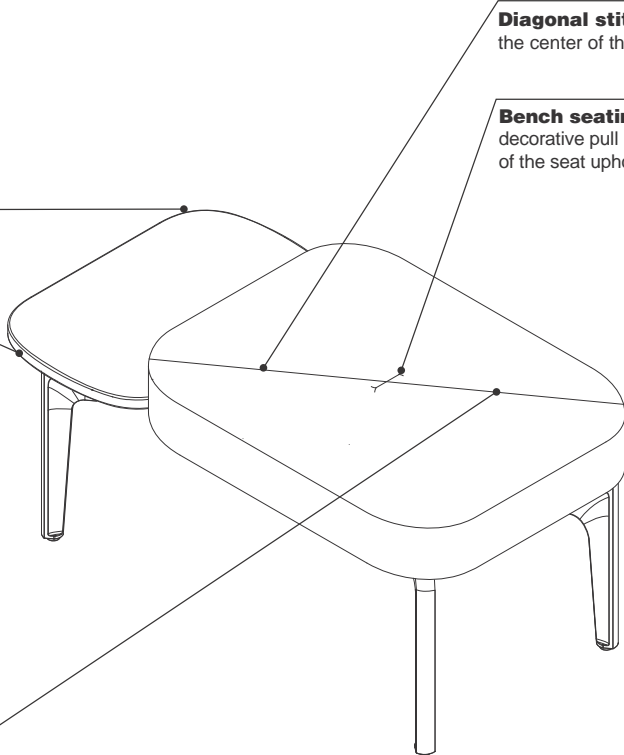
# Bench Seating

**Built on the same base as Bassline tables, Benches** act as seating, ottomans, or side tables. They are available in One Seat or Two Seat configurations.

**Overall height** is 17<sup>1</sup>/<sub>4</sub>" including the legs and seat.  
 ▶ Specifying pages, 44–46

**Side table corners** are rounded.

**Side table** has a table top thickness of <sup>3</sup>/<sub>4</sub>" and is available as an option on the One Seat Bench.



**Contrasting stitching** is optional on solid seat(s).

## Actual Dimensions

### One Seat Bench

Depth	18"
Width	24"
Height	17 <sup>1</sup> / <sub>4</sub> "

### One Seat Bench with Side Table

Depth	18"
Width	36"
Height	17 <sup>1</sup> / <sub>4</sub> "


### Two Seat Bench

Depth	18"
Width	48"
Height	17 <sup>1</sup> / <sub>4</sub> "

## Product Details



Solid Seat



Multicolor Seat

**One Seat Bench and One Seat Bench with Table** are available with a solid color seat or multicolor seat.

*Tip: Multicolor seat must be in the same fabric family.*



Solid Non-Contrasting Seat



Solid Contrasting Seat



One Solid Seat, One Multicolor Seat



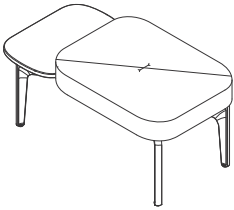
Multicolor, Non-Contrasting Seats



Multicolor, Contrasting Seats

**Two Seat Bench** available as solid non-contrasting, solid contrasting, multicolor non-contrasting, multicolor contrasting, and one solid and one contrasting.

*Tip: Multicolor seats must be from the same color family.*



**Side table** is available as an option on One Seat Bench. Side table is assembled on the right.

**When ordering multi-color upholstery on a One Seat Bench with a side table**, keep in mind where your color choices will be in regards to the seat front/seat back.

**Surface Materials**

- Seat**
- Fabric

**Contrasting Thread**

- UB01 Charcoal
- UB02 Ash
- UB03 Powder Blue
- UB04 Evergreen
- UB05 Bright Red

**Base**

- Paint

**Side table (optional)**

- Low-Pressure Laminate
- High-Pressure Laminate
- Open Line laminate
- Wood

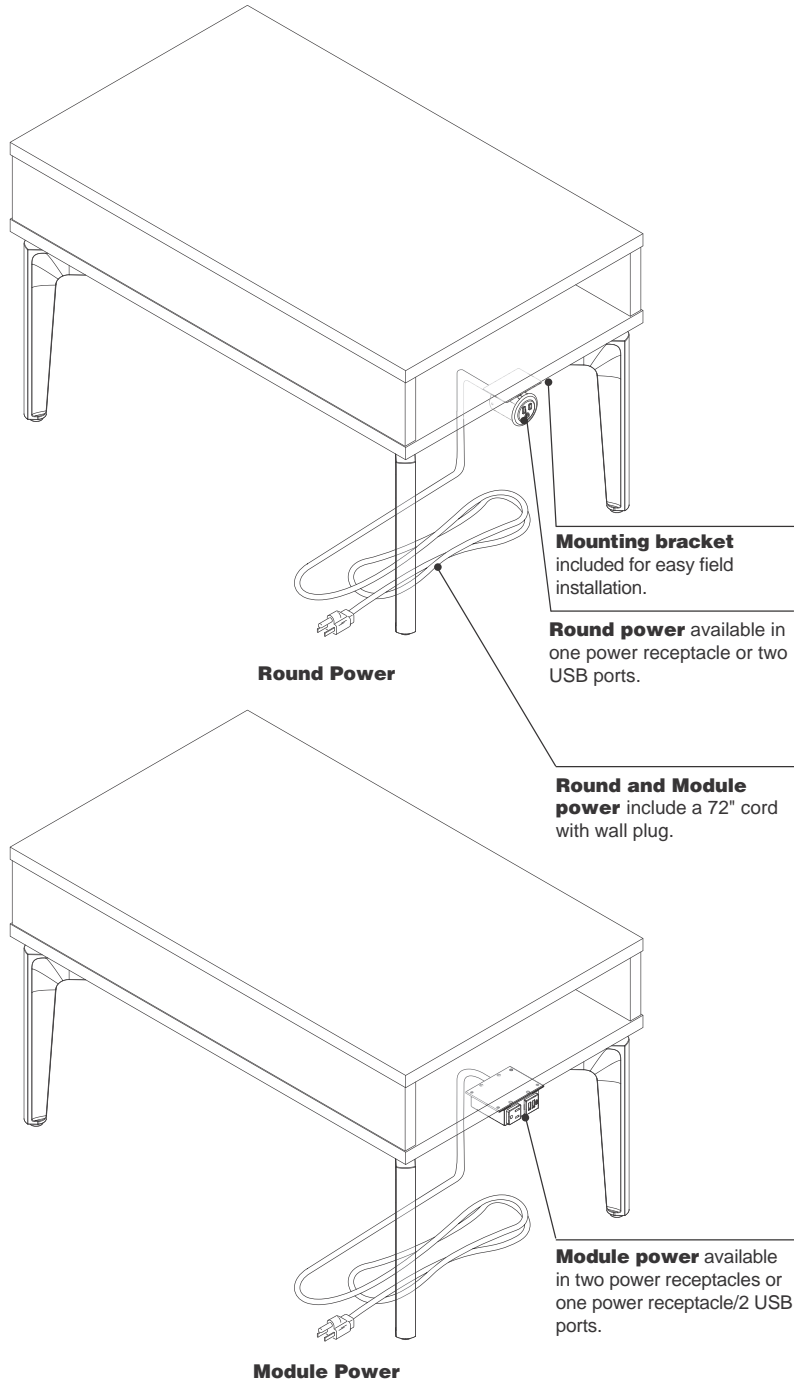
# Power

**Round and Module power** facilitate function and accessibility by bringing the power to the user.

**Round power** available in plastic colors to coordinate or accent in a space.

**Module power** available in black plastic only.  
▶ Specifying, page 48

**Steelcase products** are designed and tested for code and standard compliance when installed and used as an integrated product solution in accordance with Steelcase application guidelines and installation instructions. However, the building owner or designated agent is responsible for verifying that the installation is in compliance with local codes and regulations.



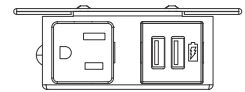
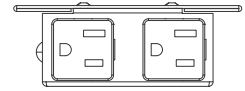
## Product Details

**Round or Module power** have been tested and approved for use with the Box Top Table, **TSBLNTBX**.

**Box Top Tables** have pre-drilled pilot holes to accommodate power.



**Round power** is available with one power receptacle or 2 USB ports.



**Module power** is available with two power receptacles or one power receptacle/2 USB ports.

**Round and Module power** include a 72" cord with wall plug.

**Wiring and Cabling**

**Round power** features one simplex 15-amp spill proof receptacle.

**Module power** features two simplex 15-amp receptacles.

**Round power** has optional dual USB ports and offers 2-amps per port. Module power has optional dual USB ports in place of one receptacle.

**All electrical components** are cULus listed to the appropriate industry standards in accordance with the National and Canadian Electrical code.

**Surface Materials**

**Round Power**

- 5U23 Blue Jay
- 6249 Platinum Solid
- 6337 Element
- 6338 Chili
- 6527 Merle

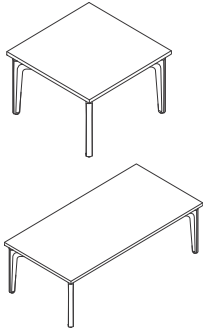
**Module Power**

- 6000 Black

**Bracket**

- 7360 Merle

# Square and Rectangular Tables



Tip: Overall table height is 13" including the legs and table top.


Standard Includes	Required to Specify
<ul style="list-style-type: none"> <li>▶ Need help? Product details, page 9</li> <li>• 3/4"-thick table top: Low-Pressure Laminate</li> <li>• 3 mm edge band: default color to match laminate</li> <li>• Base: paint price group 1</li> <li>• Glides</li> <li>• Ships ready to assemble</li> </ul>	<ol style="list-style-type: none"> <li>1 Style number</li> <li>2 Size (see below under Required Selections)</li> <li>3 Corner type (see below under Required Selections)</li> <li>4 Laminate color number for table top</li> <li>5 Paint color number for base</li> <li>6 Options, if selected (see below)</li> </ol> <p>▶ See <i>Surface Materials</i>, page 50.</p>

Required Selections	U.S Price	Required to Specify
<b>Size</b> <ul style="list-style-type: none"> <li>• 18<sup>7</sup>/<sub>8</sub>"D x 18<sup>7</sup>/<sub>8</sub>"W</li> <li>• 20"D x 36"W</li> <li>• 28<sup>3</sup>/<sub>4</sub>"D x 28<sup>3</sup>/<sub>4</sub>"W</li> <li>• 24"D x 54"W</li> <li>• 28<sup>3</sup>/<sub>4</sub>"D x 60"W</li> </ul>	<ul style="list-style-type: none"> <li>Prices at right</li> <li>Prices at right</li> <li>Prices at right</li> <li>Prices at right</li> <li>Prices at right</li> </ul>	<ul style="list-style-type: none"> <li>Specify size.</li> <li>Specify size.</li> <li>Specify size.</li> <li>Specify size.</li> <li>Specify size.</li> </ul>
<b>Corner Type</b> <ul style="list-style-type: none"> <li>• Rounded corners</li> <li>• Square corners</li> </ul>	<ul style="list-style-type: none"> <li>No cost</li> <li>No cost</li> </ul>	<ul style="list-style-type: none"> <li>Specify <i>with rounded corners</i>.</li> <li>Specify <i>with square corners</i>.</li> </ul>

Options	U.S Price	Required to Specify
<b>Surface Materials</b> <p><b>Table top</b></p> <ul style="list-style-type: none"> <li>• High-Pressure Laminate price group 1                             <ul style="list-style-type: none"> <li>– 18<sup>7</sup>/<sub>8</sub>"D x 18<sup>7</sup>/<sub>8</sub>"W</li> <li>– 20"D x 36"W</li> <li>– 28<sup>3</sup>/<sub>4</sub>"D x 28<sup>3</sup>/<sub>4</sub>"W</li> <li>– 24"D x 54"W</li> <li>– 28<sup>3</sup>/<sub>4</sub>"D x 60"W</li> </ul> </li> <li>• High-Pressure Laminate price group 2</li> <li>• High-Pressure Laminate price group 3</li> <li>• Open Line laminate</li> <li>• Composite veneer group 1                             <ul style="list-style-type: none"> <li>– 18<sup>7</sup>/<sub>8</sub>"D x 18<sup>7</sup>/<sub>8</sub>"W</li> <li>– 20"D x 36"W</li> <li>– 28<sup>3</sup>/<sub>4</sub>"D x 28<sup>3</sup>/<sub>4</sub>"W</li> <li>– 24"D x 54"W</li> <li>– 28<sup>3</sup>/<sub>4</sub>"D x 60"W</li> </ul> </li> <li>• Composite veneer group 2                             <ul style="list-style-type: none"> <li>– 18<sup>7</sup>/<sub>8</sub>"D x 18<sup>7</sup>/<sub>8</sub>"W</li> <li>– 20"D x 36"W</li> <li>– 28<sup>3</sup>/<sub>4</sub>"D x 28<sup>3</sup>/<sub>4</sub>"W</li> <li>– 24"D x 54"W</li> <li>– 28<sup>3</sup>/<sub>4</sub>"D x 60"W</li> </ul> </li> </ul>	<ul style="list-style-type: none"> <li>+\$ 97</li> <li>+\$101</li> <li>+\$101</li> <li>+\$106</li> <li>+\$109</li> <li>See information at left</li> <li>See information at left</li> <li>+\$102 plus cost of laminate</li> <li>+\$573</li> <li>+\$596</li> <li>+\$596</li> <li>+\$632</li> <li>+\$658</li> <li>+\$622</li> <li>+\$645</li> <li>+\$645</li> <li>+\$686</li> <li>+\$713</li> </ul>	<ul style="list-style-type: none"> <li>Specify High-Pressure Laminate color number.</li> <li>Specify High-Pressure Laminate color number.</li> <li>Specify High-Pressure Laminate color number.</li> <li>Specify High-Pressure Laminate color number.</li> <li>Specify High-Pressure Laminate color number.</li> <li>Specify High-Pressure Laminate color number.</li> <li>Specify High-Pressure Laminate color number.</li> <li>Specify High-Pressure Laminate color number.</li> <li>▶ See <i>Surface Materials Reference Manual</i>.</li> <li>Specify composite veneer color number.</li> <li>Specify composite veneer color number.</li> <li>Specify composite veneer color number.</li> <li>Specify composite veneer color number.</li> <li>Specify composite veneer color number.</li> <li>Specify composite veneer color number.</li> <li>Specify composite veneer color number.</li> <li>Specify composite veneer color number.</li> <li>Specify composite veneer color number.</li> </ul>

▶ Options, continued on next page

**For laminate group 2 and 3 pricing, please refer to the electronic catalog or SmartTools.**

 **For Canadian Pricing**  
 Multiply U.S. Price by the Canadian price factor.  
 ▶ See page 1 for details.



► Options, continued from previous page

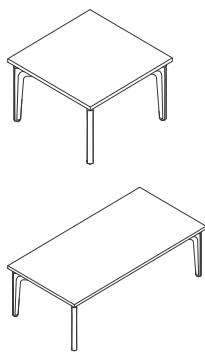
Tip: Wood veneer tables have matching flat veneer profile edges.

Surface Materials, continued	Options	U.S Price	Required to Specify	
	• Wood group 1			
	– 18 <sup>7</sup> / <sub>8</sub> "D x 18 <sup>7</sup> / <sub>8</sub> "W	+\$ 573	Specify wood color number.	
	– 20"D x 36"W	+\$ 596	Specify wood color number.	
	– 28 <sup>3</sup> / <sub>4</sub> "D x 28 <sup>3</sup> / <sub>4</sub> "W	+\$ 596	Specify wood color number.	
	– 24"D x 54"W	+\$ 632	Specify wood color number.	
	– 28 <sup>3</sup> / <sub>4</sub> "D x 60"W	+\$ 658	Specify wood color number.	
	• Wood group 2			
	– 18 <sup>7</sup> / <sub>8</sub> "D x 18 <sup>7</sup> / <sub>8</sub> "W	+\$ 622	Specify wood color number.	
	– 20"D x 36"W	+\$ 645	Specify wood color number.	
	– 28 <sup>3</sup> / <sub>4</sub> "D x 28 <sup>3</sup> / <sub>4</sub> "W	+\$ 645	Specify wood color number.	
	– 24"D x 54"W	+\$ 686	Specify wood color number.	
	– 28 <sup>3</sup> / <sub>4</sub> "D x 60"W	+\$ 713	Specify wood color number.	
	• Wood group 3			
	– 18 <sup>7</sup> / <sub>8</sub> "D x 18 <sup>7</sup> / <sub>8</sub> "W	+\$ 670	Specify wood color number.	
	– 20"D x 36"W	+\$ 698	Specify wood color number.	
	– 28 <sup>3</sup> / <sub>4</sub> "D x 28 <sup>3</sup> / <sub>4</sub> "W	+\$ 698	Specify wood color number.	
	– 24"D x 54"W	+\$ 737	Specify wood color number.	
	– 28 <sup>3</sup> / <sub>4</sub> "D x 60"W	+\$ 770	Specify wood color number.	
	• Customiz stain	No cost	Specify with Customiz stain.	
			► See Surface Materials Reference Manual.	
		• Full-fill finish on wood group 1		
		– 18 <sup>7</sup> / <sub>8</sub> "D x 18 <sup>7</sup> / <sub>8</sub> "W	+\$ 765	Specify full-fill finish number.
		– 20"D x 36"W	+\$ 797	Specify full-fill finish number.
		– 28 <sup>3</sup> / <sub>4</sub> "D x 28 <sup>3</sup> / <sub>4</sub> "W	+\$ 797	Specify full-fill finish number.
	– 24"D x 54"W	+\$ 841	Specify full-fill finish number.	
	– 28 <sup>3</sup> / <sub>4</sub> "D x 60"W	+\$ 876	Specify full-fill finish number.	
	• Glass			
	– 18 <sup>7</sup> / <sub>8</sub> "D x 18 <sup>7</sup> / <sub>8</sub> "W	+\$1070	Specify glass color number.	
	– 20"D x 36"W	+\$1884	Specify glass color number.	
	– 28 <sup>3</sup> / <sub>4</sub> "D x 28 <sup>3</sup> / <sub>4</sub> "W	+\$1893	Specify glass color number.	
	– 24"D x 54"W	+\$2074	Specify glass color number.	
	– 28 <sup>3</sup> / <sub>4</sub> "D x 60"W	+\$2284	Specify glass color number.	
	• Solid surface			
	– 18 <sup>7</sup> / <sub>8</sub> "D x 18 <sup>7</sup> / <sub>8</sub> "W	+\$1829	Specify solid surface color number.	
	– 20"D x 36"W	+\$2344	Specify solid surface color number.	
	– 28 <sup>3</sup> / <sub>4</sub> "D x 28 <sup>3</sup> / <sub>4</sub> "W	+\$2350	Specify solid surface color number.	
	– 24"D x 54"W	+\$2723	Specify solid surface color number.	
	– 28 <sup>3</sup> / <sub>4</sub> "D x 60"W	+\$2764	Specify solid surface color number.	
	<b>Base</b>			
	• Paint price group 1	No cost	Specify paint color number.	
	• Paint price group 2	+\$ 52	Specify paint color number.	
	• Paint price group 3	+\$ 105	Specify paint color number.	

Tip: Glass and solid surface are only available with rounded corners.

Specification Information

Style Number	Dimensions D W	U.S. Base Price
TSBLNTRS	18 <sup>7</sup> / <sub>8</sub> " 18 <sup>7</sup> / <sub>8</sub> "	\$ 927
	20" 36"	\$ 963
	28 <sup>3</sup> / <sub>4</sub> " 28 <sup>3</sup> / <sub>4</sub> "	\$ 963
	24" 54"	\$1020
	28 <sup>3</sup> / <sub>4</sub> " 60"	\$1062



# Round Tables



Standard Includes	Required to Specify
<ul style="list-style-type: none"> <li>▶ Need help? Product details, page 9</li> <li>• 3/4"-thick table top: Low-Pressure Laminate</li> <li>• 3 mm edge band: default color to match laminate</li> <li>• Base: paint price group 1</li> <li>• Glides</li> <li>• Ships ready to assemble</li> </ul>	<ol style="list-style-type: none"> <li>1 Style number</li> <li>2 Size (see below under Required Selections)</li> <li>3 Laminate color number for table top</li> <li>4 Paint color number for base</li> <li>5 Options, if selected (see below)</li> </ol> <ul style="list-style-type: none"> <li>▶ See <i>Surface Materials</i>, page 50.</li> </ul>

Size	Required Selections	U.S Price	Required to Specify
	<ul style="list-style-type: none"> <li>• 25" diameter</li> <li>• 39" diameter</li> </ul>	<p>Prices below</p> <p>Prices below</p>	<p>Specify size.</p> <p>Specify size.</p>

Surface Materials	Options	U.S Price	Required to Specify
	<p><b>Table top</b></p> <ul style="list-style-type: none"> <li>• High-Pressure Laminate price group 1                             <ul style="list-style-type: none"> <li>– 25" diameter</li> <li>– 39" diameter</li> </ul> </li> <li>• High-Pressure Laminate price group 2</li> <li>• High-Pressure Laminate price group 3</li> <li>• Open Line laminate</li> <li>• Composite veneer group 1                             <ul style="list-style-type: none"> <li>– 25" diameter</li> <li>– 39" diameter</li> </ul> </li> <li>• Composite veneer group 2                             <ul style="list-style-type: none"> <li>– 25" diameter</li> <li>– 39" diameter</li> </ul> </li> <li>• Wood group 1                             <ul style="list-style-type: none"> <li>– 25" diameter</li> <li>– 39" diameter</li> </ul> </li> <li>• Wood group 2                             <ul style="list-style-type: none"> <li>– 25" diameter</li> <li>– 39" diameter</li> </ul> </li> <li>• Wood group 3                             <ul style="list-style-type: none"> <li>– 25" diameter</li> <li>– 39" diameter</li> </ul> </li> <li>• Customiz stain</li> <li>• Full-fill finish on wood group 1                             <ul style="list-style-type: none"> <li>– 25" diameter</li> <li>– 39" diameter</li> </ul> </li> <li>• Glass                             <ul style="list-style-type: none"> <li>– 25" diameter</li> <li>– 39" diameter</li> </ul> </li> <li>• Solid surface                             <ul style="list-style-type: none"> <li>– 25" diameter</li> <li>– 39" diameter</li> </ul> </li> </ul>	<p>+\$ 97</p> <p>+\$ 105</p> <p>See information at left</p> <p>See information at left</p> <p>+\$ 102 plus cost of laminate</p> <p>+\$ 573</p> <p>+\$ 622</p> <p>+\$ 622</p> <p>+\$ 675</p> <p>+\$ 573</p> <p>+\$ 622</p> <p>+\$ 622</p> <p>+\$ 675</p> <p>+\$ 670</p> <p>+\$ 727</p> <p>No cost</p> <p>+\$ 765</p> <p>+\$ 829</p> <p>+\$1075</p> <p>+\$1167</p> <p>+\$1829</p> <p>+\$1889</p>	<p>Specify High-Pressure Laminate color number.</p> <p>Specify High-Pressure Laminate color number.</p> <p>Specify High-Pressure Laminate color number.</p> <p>Specify High-Pressure Laminate color number.</p> <p>▶ See <i>Surface Materials Reference Manual</i>.</p> <p>Specify composite veneer color number.</p> <p>Specify composite veneer color number.</p> <p>Specify composite veneer color number.</p> <p>Specify composite veneer color number.</p> <p>Specify wood color number.</p> <p>Specify wood color number.</p> <p>Specify wood color number.</p> <p>Specify wood color number.</p> <p>Specify wood color number.</p> <p>Specify wood color number.</p> <p>Specify wood color number.</p> <p>Specify with <i>Customiz stain</i>.</p> <p>▶ See <i>Surface Materials Reference Manual</i>.</p> <p>Specify full-fill finish number.</p> <p>Specify full-fill finish number.</p> <p>Specify glass color number.</p> <p>Specify glass color number.</p> <p>Specify solid surface color number.</p> <p>Specify solid surface color number.</p>
	<p><b>Base</b></p> <ul style="list-style-type: none"> <li>• Paint price group 1</li> <li>• Paint price group 2</li> <li>• Paint price group 3</li> </ul>	<p>No cost</p> <p>+\$ 52</p> <p>+\$ 105</p>	<p>Specify paint color number.</p> <p>Specify paint color number.</p> <p>Specify paint color number.</p>

**For laminate group 2 and 3 pricing, please refer to the electronic catalog or SmartTools.**

*Tip: Wood veneer tables have matching flat veneer profile edges.*

**For Canadian Pricing**  
 Multiply U.S. Price by the Canadian price factor.  
 ▶ See page 1 for details.

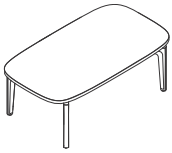
**Specification Information**

Style Number	Diameter	U.S. Base Price
TSBLNTRD	25"	\$ 927
	39"	\$1005



  
**For Canadian Pricing**  
Multiply U.S. Price by the  
Canadian price factor.  
▶ See page 1 for details.

# Oval Tables



Standard Includes	Required to Specify
<p>► Need help? Product details, page 9</p> <ul style="list-style-type: none"> <li>• ¾"-thick table top: Low-Pressure Laminate</li> <li>• 3 mm edge band: default color to match laminate</li> <li>• Base: paint price group 1</li> <li>• Glides</li> <li>• Ships ready to assemble</li> </ul>	<ol style="list-style-type: none"> <li>1 Style number</li> <li>2 Size (see below under Required Selections)</li> <li>3 Laminate color number for table top</li> <li>4 Paint color number for base</li> <li>5 Options, if selected (see below)</li> </ol> <p>► See <i>Surface Materials</i>, page 50.</p>

Required Selections	U.S Price	Required to Specify
<p><b>Size</b></p> <ul style="list-style-type: none"> <li>• 20"D x 36"W</li> <li>• 24"D x 54"W</li> <li>• 28¾"D x 60"W</li> </ul>	<p>Prices at right Prices at right Prices at right</p>	<p>Specify size. Specify size. Specify size.</p>

Options	U.S Price	Required to Specify
<p><b>Surface Materials</b></p> <p><b>Table top</b></p> <ul style="list-style-type: none"> <li>• High-Pressure Laminate price group 1                             <ul style="list-style-type: none"> <li>– 20"D x 36"W</li> <li>– 24"D x 54"W</li> <li>– 28¾"D x 60"W</li> </ul> </li> <li>• High-Pressure Laminate price group 2</li> <li>• High-Pressure Laminate price group 3</li> <li>• Open Line laminate</li> <li>• Composite veneer group 1                             <ul style="list-style-type: none"> <li>– 20"D x 36"W</li> <li>– 24"D x 54"W</li> <li>– 28¾"D x 60"W</li> </ul> </li> <li>• Composite veneer group 2                             <ul style="list-style-type: none"> <li>– 20"D x 36"W</li> <li>– 24"D x 54"W</li> <li>– 28¾"D x 60"W</li> </ul> </li> <li>• Wood group 1                             <ul style="list-style-type: none"> <li>– 20"D x 36"W</li> <li>– 24"D x 54"W</li> <li>– 28¾"D x 60"W</li> </ul> </li> <li>• Wood group 2                             <ul style="list-style-type: none"> <li>– 20"D x 36"W</li> <li>– 24"D x 54"W</li> <li>– 28¾"D x 60"W</li> </ul> </li> <li>• Wood group 3                             <ul style="list-style-type: none"> <li>– 20"D x 36"W</li> <li>– 24"D x 54"W</li> <li>– 28¾"D x 60"W</li> </ul> </li> <li>• Customiz stain</li> <li>• Full-fill finish on wood group 1                             <ul style="list-style-type: none"> <li>– 20"D x 36"W</li> <li>– 24"D x 54"W</li> <li>– 28¾"D x 60"W</li> </ul> </li> <li>• Glass                             <ul style="list-style-type: none"> <li>– 20"D x 36"W</li> <li>– 24"D x 54"W</li> <li>– 28¾"D x 60"W</li> </ul> </li> <li>• Solid surface                             <ul style="list-style-type: none"> <li>– 20"D x 36"W</li> <li>– 24"D x 54"W</li> <li>– 28¾"D x 60"W</li> </ul> </li> </ul>	<p>+\$ 105 +\$ 109 +\$ 113  See information at left See information at left +\$ 102 plus cost of laminate  +\$ 631 +\$ 664 +\$ 692  +\$ 683 +\$ 719 +\$ 747  +\$ 631 +\$ 664 +\$ 692  +\$ 683 +\$ 719 +\$ 747  +\$ 736 +\$ 775 +\$ 806 No cost  +\$ 840 +\$ 884 +\$ 923  +\$1468 +\$2272 +\$2391  +\$2046 +\$2671 +\$2758</p>	<p>Specify High-Pressure Laminate color number. Specify High-Pressure Laminate color number. Specify High-Pressure Laminate color number. Specify High-Pressure Laminate color number. Specify High-Pressure Laminate color number.  ► See <i>Surface Materials Reference Manual</i>.  Specify composite veneer color number. Specify composite veneer color number. Specify composite veneer color number.  Specify composite veneer color number. Specify composite veneer color number. Specify composite veneer color number.  Specify wood color number. Specify wood color number. Specify wood color number.  Specify wood color number. Specify wood color number. Specify wood color number.  Specify wood color number. Specify wood color number. Specify wood color number. Specify with <i>Customiz stain</i>.  ► See <i>Surface Materials Reference Manual</i>.  Specify full-fill finish number. Specify full-fill finish number. Specify full-fill finish number.  Specify glass color number. Specify glass color number. Specify glass color number.  Specify solid surface color number. Specify solid surface color number. Specify solid surface color number.</p>

**For laminate group 2 and 3 pricing, please refer to the electronic catalog or SmartTools.**

*Tip: Wood veneer tables have matching flat veneer profile edges.*

**For Canadian Pricing**  
Multiply U.S. Price by the Canadian price factor.  
► See page 1 for details.

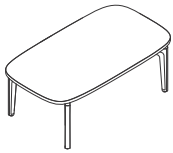
► **Options, continued on next page**

► Options, continued from previous page

Options	U.S Price	Required to Specify
<b>Surface Materials, continued</b> <b>Base</b> <ul style="list-style-type: none"> <li>• Paint price group 1</li> <li>• Paint price group 2</li> <li>• Paint price group 3</li> </ul>	No cost +\$ 52 +\$105	Specify paint color number. Specify paint color number. Specify paint color number.

**Specification Information**

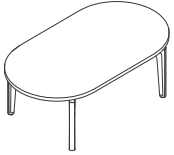
Style Number	Dimensions		U.S. Base Price
	D	W	
TSBLNTOV	20"	36"	\$1020
	24"	54"	\$1073
	28¾"	60"	\$1117



Bassline

 **For Canadian Pricing**  
 Multiply U.S. Price by the Canadian price factor.  
 ► See page 1 for details.

# Racetrack Tables



Standard Includes	Required to Specify
<ul style="list-style-type: none"> <li>▶ Need help? Product details, page 9</li> <li>• ¾"-thick table top: Low-Pressure Laminate</li> <li>• 3 mm edge band: default color to match laminate</li> <li>• Base: paint price group 1</li> <li>• Glides</li> <li>• Ships ready to assemble</li> </ul>	<ol style="list-style-type: none"> <li>1 Style number</li> <li>2 Size (see below under Required Selections)</li> <li>3 Laminate color number for table top</li> <li>4 Paint color number for base</li> <li>5 Options, if selected (see below)</li> </ol> <p>▶ See <i>Surface Materials</i>, page 50.</p>

Required Selections	U.S Price	Required to Specify
<b>Size</b>		
• 20"D x 36"W	Prices at right	Specify size.
• 24"D x 54"W	Prices at right	Specify size.
• 28¾"D x 60"W	Prices at right	Specify size.

Options	U.S Price	Required to Specify
<b>Surface Materials</b>		
<b>Table top</b>		
• High-Pressure Laminate price group 1 – 20"D x 36"W	+\$ 105	Specify High-Pressure Laminate color number.
– 24"D x 54"W	+\$ 109	Specify High-Pressure Laminate color number.
– 28¾"D x 60"W	+\$ 113	Specify High-Pressure Laminate color number.
• High-Pressure Laminate price group 2	See information at left	Specify High-Pressure Laminate color number.
• High-Pressure Laminate price group 3	See information at left	Specify High-Pressure Laminate color number.
• Open Line laminate	+\$ 102 plus cost of laminate	▶ See <i>Surface Materials Reference Manual</i> .
• Composite veneer group 1		Specify composite veneer color number.
– 20"D x 36"W	+\$ 631	Specify composite veneer color number.
– 24"D x 54"W	+\$ 664	Specify composite veneer color number.
– 28¾"D x 60"W	+\$ 692	Specify composite veneer color number.
• Composite veneer group 2		Specify composite veneer color number.
– 20"D x 36"W	+\$ 683	Specify composite veneer color number.
– 24"D x 54"W	+\$ 719	Specify composite veneer color number.
– 28¾"D x 60"W	+\$ 747	Specify composite veneer color number.
• Wood group 1		Specify wood color number.
– 20"D x 36"W	+\$ 631	Specify wood color number.
– 24"D x 54"W	+\$ 664	Specify wood color number.
– 28¾"D x 60"W	+\$ 692	Specify wood color number.
• Wood group 2		Specify wood color number.
– 20"D x 36"W	+\$ 683	Specify wood color number.
– 24"D x 54"W	+\$ 719	Specify wood color number.
– 28¾"D x 60"W	+\$ 747	Specify wood color number.
• Wood group 3		Specify wood color number.
– 20"D x 36"W	+\$ 736	Specify wood color number.
– 24"D x 54"W	+\$ 775	Specify wood color number.
– 28¾"D x 60"W	+\$ 806	Specify wood color number.
• Customiz stain	No cost	Specify <i>with Customiz stain</i> . ▶ See <i>Surface Materials Reference Manual</i> .
• Full-fill finish on wood group 1		Specify full-fill finish number.
– 20"D x 36"W	+\$ 840	Specify full-fill finish number.
– 24"D x 54"W	+\$ 884	Specify full-fill finish number.
– 28¾"D x 60"W	+\$ 923	Specify full-fill finish number.
• Glass		Specify glass color number.
– 20"D x 36"W	+\$1468	Specify glass color number.
– 24"D x 54"W	+\$2272	Specify glass color number.
– 28¾"D x 60"W	+\$2391	Specify glass color number.
• Solid surface		Specify solid surface color number.
– 20"D x 36"W	+\$2046	Specify solid surface color number.
– 24"D x 54"W	+\$2671	Specify solid surface color number.
– 28¾"D x 60"W	+\$2758	Specify solid surface color number.

**For laminate group 2 and 3 pricing,** please refer to the *electronic catalog* or *SmartTools*.

*Tip: Wood veneer tables have matching flat veneer profile edges.*



**For Canadian Pricing**  
Multiply U.S. Price by the Canadian price factor.  
▶ See page 1 for details.

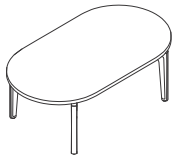
▶ **Options, continued on next page**

► Options, continued from previous page

Options	U.S Price	Required to Specify
<b>Surface Materials, continued</b> <b>Base</b> <ul style="list-style-type: none"> <li>• Paint price group 1</li> <li>• Paint price group 2</li> <li>• Paint price group 3</li> </ul>	No cost +\$ 52 +\$105	Specify paint color number. Specify paint color number.

Specification Information

Style Number	Dimensions		U.S. Base Price
	D	W	
TSBLNTRT	20"	36"	\$1020
	24"	54"	\$1073
	28¾"	60"	\$1117



Bassline



**For Canadian Pricing**  
 Multiply U.S. Price by the Canadian price factor.  
 ► See page 1 for details.

# Base-Only Tables

Standard Includes		Required to Specify
<ul style="list-style-type: none"> <li>▶ Need help? Product details, page 10</li> </ul>	<ul style="list-style-type: none"> <li>• ¾" black Low-Pressure Laminate platform with 3 mm edgeband</li> <li>• Base: paint price group 1</li> <li>• Glides</li> <li>• Hook and loop fasteners</li> <li>• Hardware pack</li> </ul>	<ol style="list-style-type: none"> <li>1 Style number</li> <li>2 Size (see below under Required Selections)</li> <li>3 Paint color number for base</li> <li>4 Options, if selected (see below)</li> </ol> <ul style="list-style-type: none"> <li>▶ See <i>Surface Materials</i>, page 50.</li> </ul>

*Tip: Base-Only Tables are only four leg tables.*

*Tip: Base-Only Tables have one additional size (22"D x 44"W) for rectangular, oval, and racetrack shapes as compared to the standard tables.*

*Tip: The platform acts as a shadow underneath your custom top and is 4" less than the standard sizes.*

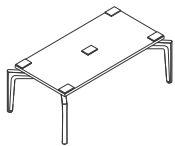
Required Selections	U.S Price	Required to Specify
<b>Square/Rectangular Tables</b>		
• 18 <sup>7</sup> / <sub>8</sub> "D x 18 <sup>7</sup> / <sub>8</sub> "W	Prices below	Specify size.
• 28 <sup>3</sup> / <sub>4</sub> "D x 28 <sup>3</sup> / <sub>4</sub> "W	Prices below	Specify size.
• 20"D x 36"W	Prices below	Specify size.
• 22"D x 44"W	Prices below	Specify size.
• 24"D x 54"W	Prices below	Specify size.
• 28 <sup>3</sup> / <sub>4</sub> "D x 60"W	Prices below	Specify size.
<b>Round Tables</b>		
• 25" diameter	Prices below	Specify size.
• 39" diameter	Prices below	Specify size.
<b>Oval Tables</b>		
• 20"D x 36"W	Prices at right	Specify size.
• 22"D x 44"W	Prices at right	Specify size.
• 24"D x 54"W	Prices at right	Specify size.
• 28 <sup>3</sup> / <sub>4</sub> "D x 60"W	Prices at right	Specify size.
<b>Racetrack Tables</b>		
• 20"D x 36"W	Prices at right	Specify size.
• 22"D x 44"W	Prices at right	Specify size.
• 24"D x 54"W	Prices at right	Specify size.
• 28 <sup>3</sup> / <sub>4</sub> "D x 60"W	Prices at right	Specify size.

Options	U.S Price	Required to Specify
<b>Surface Materials</b>	<b>Base</b>	
	• Paint price group 1	No cost
	• Paint price group 2	+\$ 52
	• Paint price group 3	+\$105
		Specify paint color number.
		Specify paint color number.
		Specify paint color number.

Specification Information		
Style Number	Dimensions D W	U.S. Base Price

Square/Rectangular Tables			
TSBLNBRSM	18 <sup>7</sup> / <sub>8</sub> "	18 <sup>7</sup> / <sub>8</sub> "	\$ 881
	28 <sup>3</sup> / <sub>4</sub> "	28 <sup>3</sup> / <sub>4</sub> "	\$ 914
	20"	36"	\$ 914
	22"	44"	\$ 968
	24"	54"	\$ 992
	28 <sup>3</sup> / <sub>4</sub> "	60"	\$1011

▶ Specification Information, continued on next page



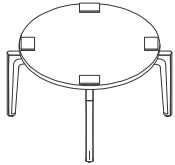
 **For Canadian Pricing**  
 Multiply U.S. Price by the Canadian price factor.  
 ▶ See page 1 for details.



► Specification Information, continued from previous page

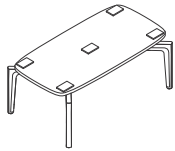
**Specification Information**

• Style Number	• Dimensions		• U.S. Base Price
	D (Diameter for Round)	W	



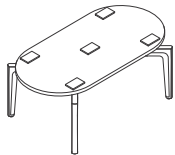
**Round Tables**

TSBLNBRDM	25"	N.A.	\$ 881
	39"	N.A.	\$ 956



**Oval Tables**

TSBLNBOVM	20"	36"	\$ 968
	22"	44"	\$1019
	24"	54"	\$1041
	28¾"	60"	\$1061

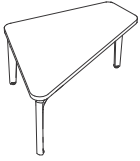


**Racetrack Tables**

TSBLNBRTM	20"	36"	\$ 968
	22"	44"	\$1019
	24"	54"	\$1041
	28¾"	60"	\$1061

 **For Canadian Pricing**  
 Multiply U.S. Price by the Canadian price factor.  
 ► See page 1 for details.

# Asymmetrical Tables



Standard Includes		Required to Specify
<ul style="list-style-type: none"> <li>▶ Need help? Product details, page 12</li> </ul>	<ul style="list-style-type: none"> <li>• 3/4"-thick table top: Low-Pressure Laminate</li> <li>• 3 mm edge band: default color to match laminate</li> <li>• Base: paint price group 1</li> <li>• Glides</li> <li>• Ships ready to assemble</li> </ul>	<ol style="list-style-type: none"> <li>1 Style number</li> <li>2 Laminate color number for table top</li> <li>3 Paint color number for base</li> <li>4 Options, if selected (see below)</li> </ol> <p>▶ See <i>Surface Materials</i>, page 50.</p>

**For laminate group 2 and 3 pricing, please refer to the electronic catalog or SmartTools.**

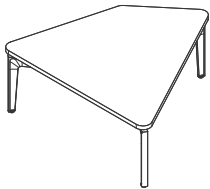
*Tip: Wood veneer tables have matching flat veneer profile edges.*

Options	U.S. Price	Required to Specify
<b>Surface Materials</b>		
<b>Table top</b>		
• High-Pressure Laminate price group 1		
– Small	+\$ 98	Specify High-Pressure Laminate color number.
– Medium	+\$ 101	Specify High-Pressure Laminate color number.
– Large	+\$ 107	Specify High-Pressure Laminate color number.
• High-Pressure Laminate price group 2	See information at left	Specify High-Pressure Laminate color number.
• High-Pressure Laminate price group 3	See information at left	Specify High-Pressure Laminate color number.
• Open Line laminate	+\$ 102 plus cost of laminate	▶ See <i>Surface Materials Reference Manual</i> .
• Composite veneer group 1		Specify composite veneer color number.
– Small	+\$ 585	Specify composite veneer color number.
– Medium	+\$ 601	Specify composite veneer color number.
– Large	+\$ 640	Specify composite veneer color number.
• Composite veneer group 2		Specify composite veneer color number.
– Small	+\$ 744	Specify composite veneer color number.
– Medium	+\$ 758	Specify composite veneer color number.
– Large	+\$ 789	Specify composite veneer color number.
• Wood group 1		Specify wood color number.
– Small	+\$ 585	Specify wood color number.
– Medium	+\$ 601	Specify wood color number.
– Large	+\$ 640	Specify wood color number.
• Wood group 2		Specify wood color number.
– Small	+\$ 744	Specify wood color number.
– Medium	+\$ 758	Specify wood color number.
– Large	+\$ 789	Specify wood color number.
• Wood group 3		Specify wood color number.
– Small	+\$ 809	Specify wood color number.
– Medium	+\$ 819	Specify wood color number.
– Large	+\$ 862	Specify wood color number.
• Customiz stain	No cost	Specify with <i>Customiz stain</i> .
		▶ See <i>Surface Materials Reference Manual</i> .
• Full-fill finish on wood group 1		Specify full-fill finish number.
– Small	+\$ 856	Specify full-fill finish number.
– Medium	+\$ 859	Specify full-fill finish number.
– Large	+\$ 923	Specify full-fill finish number.
• Glass		Specify glass color number.
– Small	+\$1140	Specify glass color number.
– Medium	+\$1142	Specify glass color number.
– Large	+\$1250	Specify glass color number.
• Solid surface		Specify solid surface color number.
– Small	+\$1165	Specify solid surface color number.
– Medium	+\$1203	Specify solid surface color number.
– Large	+\$1277	Specify solid surface color number.
<b>Base</b>		
• Paint price group 1	No cost	Specify paint color number.
• Paint price group 2	+\$ 52	Specify paint color number.
• Paint price group 3	+\$ 105	Specify paint color number.



**For Canadian Pricing**  
Multiply U.S. Price by the Canadian price factor.  
▶ See page 1 for details.

Tip: Overall table height is 13" including the base and table top.



Specification Information

• <b>Style</b>	• <b>U.S.</b>
• <b>Number</b>	• <b>Base</b>
•	• <b>Price</b>
•	•

Small Asymmetrical Table

TSBLNT3LEGS \$ 950

Medium Asymmetrical Table

TSBLNT3LEGM \$ 981

Large Asymmetrical Table

TSBLNT3LEGL \$1043

 **For Canadian Pricing**  
 Multiply U.S. Price by the Canadian price factor.  
 ▶ See page 1 for details.

# Box Top Tables



Tip: Overall table width is 18".

**For laminate group 2 and 3 pricing, please refer to the electronic catalog or SmartTools.**

Tip: Wood veneer tables have matching flat veneer profile edges.

 **For Canadian Pricing**  
Multiply U.S. Price by the Canadian price factor.  
▶ See page 1 for details.

Standard Includes	Required to Specify
<ul style="list-style-type: none"> <li>▶ Need help? Product details, page 16</li> <li>• 3/4"-thick table top: Low-Pressure Laminate</li> <li>• 3 mm edge band: default color to match laminate</li> <li>• Base: paint price group 1</li> <li>• Metal accent panel: paint price group 1</li> <li>• Glides</li> <li>• Ships ready to assemble</li> </ul>	<ol style="list-style-type: none"> <li>1 Style number</li> <li>2 Size (see below under Required Selections)</li> <li>3 Laminate color number for table top</li> <li>4 Paint color number for base</li> <li>5 Paint color number for metal accent panel</li> <li>6 Options, if selected (see below)</li> </ol> <p>▶ See <i>Surface Materials</i>, page 50.</p>

Size	Required Selections	U.S. Price	Required to Specify
	• 25"D x 18"H	Prices at right	Specify size.
	• 25"D x 23"H	Prices at right	Specify size.
	• 30"D x 18"H	Prices at right	Specify size.
	• 30"D x 23"H	Prices at right	Specify size.

Surface Materials	Options	U.S. Price	Required to Specify
	<b>Table top</b>		
	• High-Pressure Laminate price group 1		
	– 25"D x 18"H	+\$ 109	Specify High-Pressure Laminate color number.
	– 25"D x 23"H	+\$ 113	Specify High-Pressure Laminate color number.
	– 30"D x 18"H	+\$ 113	Specify High-Pressure Laminate color number.
	– 30"D x 23"H	+\$ 123	Specify High-Pressure Laminate color number.
	• High-Pressure Laminate price group 2	See information at left	Specify High-Pressure Laminate color number.
	• High-Pressure Laminate price group 3	See information at left	Specify High-Pressure Laminate color number.
	• Open Line laminate	+\$ 102 plus cost of laminate	▶ See <i>Surface Materials Reference Manual</i> .
	• Composite veneer group 1		Specify composite veneer color number.
	– 25"D x 18"H	+\$ 774	Specify composite veneer color number.
	– 25"D x 23"H	+\$ 828	Specify composite veneer color number.
	– 30"D x 18"H	+\$ 828	Specify composite veneer color number.
	– 30"D x 23"H	+\$ 860	Specify composite veneer color number.
	• Composite veneer group 2		Specify composite veneer color number.
	– 25"D x 18"H	+\$ 950	Specify composite veneer color number.
	– 25"D x 23"H	+\$1021	Specify composite veneer color number.
	– 30"D x 18"H	+\$1021	Specify composite veneer color number.
	– 30"D x 23"H	+\$1057	Specify composite veneer color number.
	• Wood group 1		Specify wood color number.
	– 25"D x 18"H	+\$ 774	Specify wood color number.
	– 25"D x 23"H	+\$ 828	Specify wood color number.
	– 30"D x 18"H	+\$ 828	Specify wood color number.
	– 30"D x 23"H	+\$ 860	Specify wood color number.
	• Wood group 2		Specify wood color number.
	– 25"D x 18"H	+\$ 950	Specify wood color number.
	– 25"D x 23"H	+\$1021	Specify wood color number.
	– 30"D x 18"H	+\$1021	Specify wood color number.
	– 30"D x 23"H	+\$1057	Specify wood color number.
	• Wood group 3		Specify wood color number.
	– 25"D x 18"H	+\$1037	Specify wood color number.
	– 25"D x 23"H	+\$1110	Specify wood color number.
	– 30"D x 18"H	+\$1110	Specify wood color number.
	– 30"D x 23"H	+\$1155	Specify wood color number.
	• Customiz stain	No cost	Specify with <i>Customiz stain</i> .
	▶ See <i>Surface Materials Reference Manual</i> .		
	• Full-fill finish on wood group 1		Specify full-fill finish number.
	– 25"D x 18"H	+\$ 950	Specify full-fill finish number.
	– 25"D x 23"H	+\$1021	Specify full-fill finish number.
	– 30"D x 18"H	+\$1021	Specify full-fill finish number.
	– 30"D x 23"H	+\$1057	Specify full-fill finish number.

▶ **Options, continued on next page**

► Options, continued from previous page

Options	U.S. Price	Required to Specify
<b>Surface Materials, continued</b>		
<b>Base</b>		
• Paint price group 1	No cost	Specify paint color number.
• Paint price group 2	+\$ 52	Specify paint color number.
• Paint price group 3	+\$105	Specify paint color number.
<b>Metal accent panel</b>		
• Paint price group 1	No cost	Specify paint color number.
• Paint price group 2	+\$ 52	Specify paint color number.
• Paint price group 3	+\$105	Specify paint color number.
<b>Metal Accent Panel Design</b>		
• No design	No cost	Specify <i>with no design</i> .
• With design	+\$ 34	Specify <i>with design</i> .
<b>Related Products</b>	• Power	► Page 48

Tip: The optional design is applied to the metal accent panel when specified.



18"H Box Top Table



23"H Box Top Table

Specification Information

Style Number	Dimensions		U.S. Base Price
	D	H	
TSBLNTBX	25"	18"	\$1075
	25"	23"	\$1120
	30"	18"	\$1120
	30"	23"	\$1188

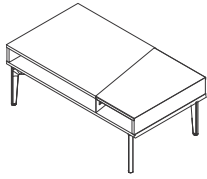


**For Canadian Pricing**

Multiply U.S. Price by the Canadian price factor.

► See page 1 for details.

# Box Top Coffee Table



Standard Includes		Required to Specify
<ul style="list-style-type: none"> <li>▶ Need help? Product details, page 16</li> </ul>	<ul style="list-style-type: none"> <li>• 3/4"-thick table top: Low-Pressure Laminate</li> <li>• 3 mm edge band: default color to match laminate</li> <li>• Base: paint price group 1</li> <li>• Metal accent panel: paint price group 1</li> <li>• Glides</li> <li>• Ships ready to assemble</li> </ul>	<ol style="list-style-type: none"> <li>1 Style number</li> <li>2 Laminate color number for table top</li> <li>3 Paint color number for base</li> <li>4 Paint color number for metal accent panel</li> <li>5 Options, if selected (see below)</li> </ol> <ul style="list-style-type: none"> <li>▶ See <i>Surface Materials</i>, page 50.</li> </ul>

**For laminate group 2 and 3 pricing, please refer to the electronic catalog or SmartTools.**

*Tip: Wood veneer tables have matching flat veneer profile edges.*

Options	U.S. Price	Required to Specify
<b>Surface Materials</b>		
<b>Table top</b>		
• High-Pressure Laminate price group 1	+\$ 135	Specify High-Pressure Laminate color number.
• High-Pressure Laminate price group 2	See information at left	Specify High-Pressure Laminate color number.
• High-Pressure Laminate price group 3	See information at left	Specify High-Pressure Laminate color number.
• Open Line laminate	+\$ 102 plus cost of laminate	▶ See <i>Surface Materials Reference Manual</i> .
• Composite veneer group 1	+\$1477	Specify composite veneer color number.
• Composite veneer group 2	+\$1817	Specify composite veneer color number.
• Wood group 1	+\$1477	Specify wood color number.
• Wood group 2	+\$1817	Specify wood color number.
• Wood group 3	+\$1982	Specify wood color number.
• Customiz stain	No cost	Specify <i>with Customiz stain</i> .
• Full-fill finish on wood group 1	+\$1817	▶ See <i>Surface Materials Reference Manual</i> . Specify full-fill finish number.
<b>Base</b>		
• Paint price group 1	No cost	Specify paint color number.
• Paint price group 2	+\$ 52	Specify paint color number.
• Paint price group 3	+\$ 105	Specify paint color number.
<b>Metal accent panel</b>		
• Paint price group 1	No cost	Specify paint color number.
• Paint price group 2	+\$ 52	Specify paint color number.
• Paint price group 3	+\$ 105	Specify paint color number.
<b>Metal Accent Panel Design</b>		
• No design	No cost	Specify <i>with no design</i> .
• With design	+\$ 34	Specify <i>with design</i> .

*Tip: The optional design is applied to the metal accent panel when specified.*

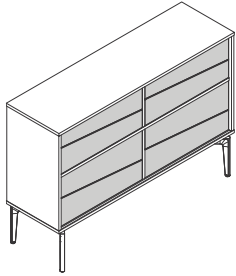
*Tip: Overall table height is 18" including the base and table top.*

Specification Information				
Dimensions			Style	U.S.
D	W	H	Number	Base Price
25"	54"	18"	<b>TSBLNTBXC</b>	\$1312

 **For Canadian Pricing**  
 Multiply U.S. Price by the Canadian price factor.  
 ▶ See page 1 for details.



# Standing Storage



Tip: Full back Standing Storage shown.

Tip: Leg type will default to flush for Standing Storage.

**For laminate group 2 and 3 pricing, please refer to the electronic catalog or SmartTools.**

Tip: Wood veneer cases have matching flat veneer profile edges.

Tip: The optional design is applied to the metal accent panel when specified.

Tip: Sliding doors are only available on the full back storage.

Tip: If full back storage with YinYang panel position and accent panel with design are both selected, doors are not available.



**For Canadian Pricing**  
Multiply U.S. Price by the Canadian price factor.  
▶ See page 1 for details.

Standard Includes	Required to Specify
<ul style="list-style-type: none"> <li>▶ Need help? Product details, page 18</li> <li>• Case: Low-Pressure Laminate (LPL)</li> <li>• 3 mm edge band: default color to match laminate</li> <li>• Base: paint price group 1</li> <li>• Metal accent panels: paint price group 1</li> <li>• Glides</li> <li>• Ships ready to assemble</li> </ul>	<ol style="list-style-type: none"> <li>1 Style number</li> <li>2 Panel position for metal accent panels (see below under Required Selections)</li> <li>3 Leg type for base (see below under Required Selections)</li> <li>4 Low-Pressure Laminate color number for case</li> <li>5 Paint color number for base</li> <li>6 Paint color number for metal accent panel</li> <li>7 Options, if selected</li> </ol> <p>▶ See <i>Surface Materials</i>, page 50.</p>

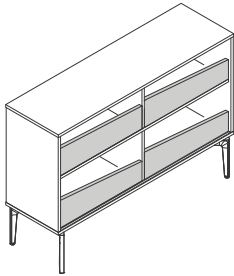
Required Selections	U.S. Price	Required to Specify
<b>Panel Position</b> <ul style="list-style-type: none"> <li>• One sided</li> <li>• Yin yang</li> </ul>	No cost No cost	Specify <i>with one sided panel position</i> . Specify <i>with yin yang panel position</i> .
<b>Leg Type</b> <ul style="list-style-type: none"> <li>• Inset</li> <li>• Flush</li> </ul>	No cost No cost	Specify <i>with inset leg type</i> . Specify <i>with flush leg type</i> .

Options	U.S. Price	Required to Specify
<b>Surface Materials</b> <p><b>Case</b></p> <ul style="list-style-type: none"> <li>• High-Pressure Laminate price group 1</li> <li>• High-Pressure Laminate price group 2</li> <li>• High-Pressure Laminate price group 3</li> <li>• Open Line laminate</li> <li>• Composite veneer group 1</li> <li>• Composite veneer group 2</li> <li>• Wood group 1</li> <li>• Wood group 2</li> <li>• Wood group 3</li> <li>• Customiz stain</li> <li>• Full-fill finish on wood group 1</li> </ul> <p><b>Base</b></p> <ul style="list-style-type: none"> <li>• Paint price group 1</li> <li>• Paint price group 2</li> <li>• Paint price group 3</li> </ul> <p><b>Metal accent panel</b></p> <ul style="list-style-type: none"> <li>• Paint price group 1</li> <li>• Paint price group 2</li> <li>• Paint price group 3</li> </ul>	+\$ 307  See information at left See information at left +\$ 102 plus cost of laminate +\$1839 +\$2262 +\$1839 +\$2262 +\$2463 No cost +\$2262  No cost +\$ 52 +\$ 105  No cost +\$ 52 +\$ 105	Specify High-Pressure Laminate color number. Specify High-Pressure Laminate color number. Specify High-Pressure Laminate color number. ▶ See <i>Surface Materials Reference Manual</i> .  Specify composite veneer color number. Specify composite veneer color number. Specify wood color number. Specify wood color number. Specify wood color number. Specify <i>with Customiz stain</i> . ▶ See <i>Surface Materials Reference Manual</i> . Specify full-fill finish number.  Specify paint color number. Specify paint color number. Specify paint color number.  Specify paint color number. Specify paint color number. Specify paint color number.
<b>Metal Accent Panel Design</b> <ul style="list-style-type: none"> <li>• No design</li> <li>• With design</li> </ul>	No cost +\$ 34	Specify <i>with no design</i> . Specify <i>with design</i> .
<b>Sliding Doors</b> <ul style="list-style-type: none"> <li>• No doors</li> <li>• Doors without design</li> <li>• Doors with design</li> </ul> <p><b>Paint on sliding doors, if selected</b></p> <ul style="list-style-type: none"> <li>• Paint price group 1</li> <li>• Paint price group 2</li> <li>• Paint price group 3</li> </ul>	No cost +\$ 822 +\$ 857  No cost +\$ 52 +\$ 105	Specify <i>with no doors</i> . Specify <i>with doors without design</i> . Specify <i>with doors and design</i> .  Specify paint color number. Specify paint color number. Specify paint color number.




**Specification Information**

Dimensions			Style Number	U.S. Base Price
D	W	H		



**Half Back**

18"	60"	42"	<b>TSBLNSTS2</b>	\$2802
-----	-----	-----	------------------	--------



**Full Back**

18"	60"	42"	<b>TSBLNSTS1</b>	\$2939
-----	-----	-----	------------------	--------

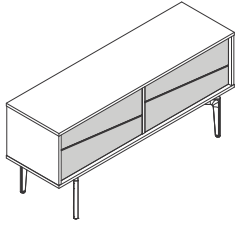


**For Canadian Pricing**

Multiply U.S. Price by the Canadian price factor.

▶ See page 1 for details.

# Credenza



Tip: Full back Credenza shown.

Standard Includes	Required to Specify
<ul style="list-style-type: none"> <li>▶ Need help? Product details, page 18</li> <li>• Case: Low-Pressure Laminate (LPL)</li> <li>• 3 mm edge band: default color to match laminate</li> <li>• Base: paint price group 1</li> <li>• Metal accent panels: paint price group 1</li> <li>• Glides</li> <li>• Ships ready to assemble</li> </ul>	<ol style="list-style-type: none"> <li>1 Style number</li> <li>2 Panel position for metal accent panels (see below under Required Selections)</li> <li>3 Leg type for base (see below under Required Selections)</li> <li>4 Low-Pressure Laminate color number for case</li> <li>5 Paint color number for base</li> <li>6 Paint color number for metal accent panel</li> <li>7 Options, if selected</li> </ol> <p>▶ See <i>Surface Materials</i>, page 50.</p>

Tip: Leg type will default to inset for Credenza.

Required Selections	U.S. Price	Required to Specify
<b>Panel Position</b> <ul style="list-style-type: none"> <li>• One sided</li> <li>• Yin yang</li> </ul>	No cost No cost	Specify <i>with one sided panel position</i> . Specify <i>with Yin yang panel position</i> .
<b>Leg Type</b> <ul style="list-style-type: none"> <li>• Inset</li> <li>• Flush</li> </ul>	No cost No cost	Specify <i>with inset leg type</i> . Specify <i>with flush leg type</i> .

**For laminate group 2 and 3 pricing, please refer to the electronic catalog or SmartTools.**

Tip: Wood veneer cases have matching flat veneer profile edges.

Options	U.S. Price	Required to Specify
<b>Surface Materials</b> <p><b>Case</b></p> <ul style="list-style-type: none"> <li>• High-Pressure Laminate price group 1</li> <li>• High-Pressure Laminate price group 2</li> <li>• High-Pressure Laminate price group 3</li> <li>• Open Line laminate</li> <li>• Composite veneer group 1</li> <li>• Composite veneer group 2</li> <li>• Wood group 1</li> <li>• Wood group 2</li> <li>• Wood group 3</li> <li>• Customiz stain</li> <li>• Full-fill finish on wood group 1</li> </ul> <p><b>Base</b></p> <ul style="list-style-type: none"> <li>• Paint price group 1</li> <li>• Paint price group 2</li> <li>• Paint price group 3</li> </ul> <p><b>Metal accent panel</b></p> <ul style="list-style-type: none"> <li>• Paint price group 1</li> <li>• Paint price group 2</li> <li>• Paint price group 3</li> </ul>	+\$ 208  See information at left See information at left +\$ 102 plus cost of laminate +\$1240 +\$1526 +\$1240 +\$1526 +\$1663 No cost +\$1526  No cost +\$ 52 +\$ 105  No cost +\$ 52 +\$ 105	Specify High-Pressure Laminate color number. Specify High-Pressure Laminate color number. Specify High-Pressure Laminate color number. ▶ See <i>Surface Materials Reference Manual</i> .  Specify composite veneer color number. Specify composite veneer color number. Specify wood color number. Specify wood color number. Specify wood color number. Specify <i>with Customiz stain</i> . ▶ See <i>Surface Materials Reference Manual</i> . Specify full-fill finish number.  Specify paint color number. Specify paint color number. Specify paint color number.  Specify paint color number. Specify paint color number. Specify paint color number.
<b>Metal Accent Panel Design</b> <ul style="list-style-type: none"> <li>• No design</li> <li>• With design</li> </ul>	No cost +\$ 34	Specify <i>with no design</i> . Specify <i>with design</i> .
<b>Sliding Doors</b> <ul style="list-style-type: none"> <li>• No doors</li> <li>• Doors without design</li> <li>• Doors with design</li> </ul> <p><b>Paint on sliding doors, if selected</b></p> <ul style="list-style-type: none"> <li>• Paint price group 1</li> <li>• Paint price group 2</li> <li>• Paint price group 3</li> </ul>	No cost +\$ 412 +\$ 446  No cost +\$ 52 +\$ 105	Specify <i>with no doors</i> . Specify <i>with doors without design</i> . Specify <i>with doors and design</i> .  Specify paint color number. Specify paint color number. Specify paint color number.

Tip: The optional design is applied to the metal accent panel when specified.

Tip: Sliding doors are only available on the full back storage.

Tip: If full back storage with YinYang panel position and accent panel with design are both selected, doors are not available.



**For Canadian Pricing**  
 Multiply U.S. Price by the Canadian price factor.  
 ▶ See page 1 for details.

**Specification Information**

Dimensions			Style Number	U.S. Base Price
D	W	H		

**Half Back**

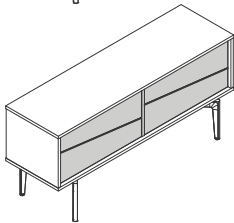
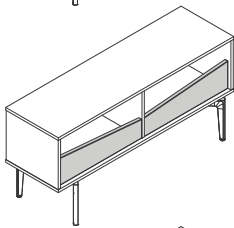
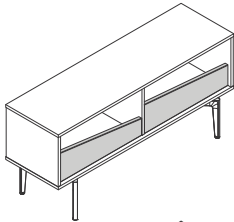
18"	60"	28½"	<b>TSBLNSTC2</b>	\$1916
-----	-----	------	------------------	--------

**Meet Me In The Middle**

18"	60"	28½"	<b>TSBLNSTC3</b>	\$1916
-----	-----	------	------------------	--------

**Full Back**

18"	60"	28½"	<b>TSBLNSTC1</b>	\$1981
-----	-----	------	------------------	--------



Tip: Leg type will default to inset for Credenza.



**For Canadian Pricing**  
 Multiply U.S. Price by the Canadian price factor.  
 ▶ See page 1 for details.

# One Seat Bench



Tip: All benches have a diagonal seam, regardless if they are solid or multicolor.



Tip: Multicolor seats have contrasting color within the same fabric family. (For example, 5H16 specified on front and 5H19 specified on back; both are Billiard Multi-Use by DesignTex.)

Standard Includes		Required to Specify
<ul style="list-style-type: none"> <li>▶ Need help? Product details, page 20</li> </ul>	<ul style="list-style-type: none"> <li>Upholstered seat: fabric price group 1</li> <li>Base: paint price group 1</li> <li>Side table, if selected: Low-Pressure Laminate</li> </ul>	<ol style="list-style-type: none"> <li>Style number</li> <li>Color scheme (see below under Required Selections)</li> <li>Fabric color number for seat</li> <li>Paint color number for base</li> <li>Low-Pressure Laminate color number for side table, if selected</li> <li>Options, if selected (see below)</li> </ol> <ul style="list-style-type: none"> <li>▶ See <i>Surface Materials</i>, page 50.</li> </ul>

Required Selections	U.S. Price	Required to Specify
<b>Color Scheme</b> <ul style="list-style-type: none"> <li>Solid seat</li> <li>Multicolor seat</li> </ul>	<ul style="list-style-type: none"> <li>No cost</li> <li>+\$ 70</li> </ul>	<ul style="list-style-type: none"> <li>Specify solid seat color scheme.</li> <li>Specify multicolor seat color scheme.</li> </ul>

Options	U.S. Price	Required to Specify
<b>Surface Materials</b> <p><b>Solid seat</b></p> <ul style="list-style-type: none"> <li>Fabric price group 1</li> <li>Fabric price group 2</li> <li>Fabric price group 3</li> <li>Fabric price group 4</li> <li>Fabric price group 5</li> <li>Fabric price group 6</li> <li>Fabric price group 7</li> <li>Fabric price group 8</li> <li>Fabric price group 9</li> <li>Fabric price group 10</li> <li>Steelcase leather</li> <li>Elmosoft leather</li> <li>Customer's Own Material (COM)</li> <li>Customer's Own Leather</li> </ul>	<ul style="list-style-type: none"> <li>No cost</li> <li>+\$ 17</li> <li>+\$ 37</li> <li>+\$ 51</li> <li>+\$ 68</li> <li>+\$ 98</li> <li>+\$134</li> <li>+\$171</li> <li>+\$206</li> <li>+\$240</li> <li>+\$268</li> <li>+\$282</li> <li>+\$ 55</li> <li>+\$ 55</li> </ul>	<ul style="list-style-type: none"> <li>Specify fabric color number.</li> <li>Specify fabric color number.</li> <li>Specify fabric color number.</li> <li>Specify fabric color number.</li> <li>Specify fabric color number.</li> <li>Specify fabric color number.</li> <li>Specify fabric color number.</li> <li>Specify fabric color number.</li> <li>Specify fabric color number.</li> <li>Specify fabric color number.</li> <li>Specify leather color number.</li> <li>Specify Elmosoft leather color number.</li> <li>▶ See <i>Understanding Customer's Own Material (COM)</i>, page 56.</li> <li>Specify leather color number.</li> <li>▶ See <i>Surface Materials Reference Manual</i>.</li> </ul>

<p><b>Multicolor seat</b></p> <ul style="list-style-type: none"> <li>Fabric price group 1</li> <li>Fabric price group 2</li> <li>Fabric price group 3</li> <li>Fabric price group 4</li> <li>Fabric price group 5</li> <li>Fabric price group 6</li> <li>Fabric price group 7</li> <li>Fabric price group 8</li> <li>Fabric price group 9</li> <li>Fabric price group 10</li> <li>Steelcase leather</li> <li>Elmosoft leather</li> <li>Customer's Own Material (COM)</li> <li>Customer's Own Leather</li> </ul>	<ul style="list-style-type: none"> <li>No cost</li> <li>+\$ 34</li> <li>+\$ 74</li> <li>+\$102</li> <li>+\$136</li> <li>+\$196</li> <li>+\$268</li> <li>+\$342</li> <li>+\$412</li> <li>+\$480</li> <li>+\$536</li> <li>+\$564</li> <li>+\$ 55</li> <li>+\$ 55</li> </ul>	<ul style="list-style-type: none"> <li>Specify fabric color number.</li> <li>Specify fabric color number.</li> <li>Specify fabric color number.</li> <li>Specify fabric color number.</li> <li>Specify fabric color number.</li> <li>Specify fabric color number.</li> <li>Specify fabric color number.</li> <li>Specify fabric color number.</li> <li>Specify fabric color number.</li> <li>Specify fabric color number.</li> <li>Specify leather color number.</li> <li>Specify Elmosoft leather color number.</li> <li>▶ See <i>Understanding Customer's Own Material (COM)</i>, page 56.</li> <li>Specify leather color number.</li> <li>▶ See <i>Surface Materials Reference Manual</i>.</li> </ul>
---	---	--

<p><b>Base</b></p> <ul style="list-style-type: none"> <li>Paint price group 1</li> <li>Paint price group 2</li> <li>Paint price group 3</li> </ul>	<ul style="list-style-type: none"> <li>No cost</li> <li>+\$ 52</li> <li>+\$105</li> </ul>	<ul style="list-style-type: none"> <li>Specify paint color number.</li> <li>Specify paint color number.</li> <li>Specify paint color number.</li> </ul>
--	---	---

▶ Options, continued on next page

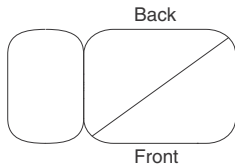


**For Canadian Pricing**  
 Multiply U.S. Price by the Canadian price factor.  
 ▶ See page 1 for details.

► Options, continued from previous page

Options	U.S. Price	Required to Specify
<b>Surface Materials, continued</b>		
<b>Laminate side table</b>		
• Low-Pressure Laminate	No cost	Specify Low-Pressure Laminate color number.
• High-Pressure Laminate price group 1	+\$111	Specify High-Pressure Laminate color number.
• High-Pressure Laminate price group 2	See information at left	Specify High-Pressure Laminate color number.
• High-Pressure Laminate price group 3	See information at left	Specify High-Pressure Laminate color number.
• Open Line laminate	+\$102 plus cost of laminate	► See <i>Surface Materials Reference Manual</i> .
<b>Composite veneer side table</b>		
• Composite veneer group 1	+\$674	Specify composite veneer color number.
• Composite veneer group 2	+\$730	Specify composite veneer color number.
<b>Wood veneer side table</b>		
• Wood group 1	+\$674	Specify wood color number.
• Wood group 2	+\$730	Specify wood color number.
• Wood group 3	+\$778	Specify wood color number.
• Customiz stain	No cost	Specify with <i>Customiz stain</i> .
• Full-fill finish on wood group 1	+\$856	► See <i>Surface Materials Reference Manual</i> Specify full-finish color number.
<b>Thread Color Scheme</b>		
• Non-contrasting	No cost	Specify with <i>non-contrasting</i> .
• Contrasting	+\$ 35	Specify with <i>contrasting</i> and select thread color number.
<b>Side Table</b>		
• No table	No cost	Specify <i>without table</i> .
• With table	+\$174	Specify <i>with table</i> .

**For laminate group 2 and 3 pricing, please refer to the electronic catalog or SmartTools.**



Tip: Side table is always installed on the right side of the bench.

Tip: Thread color defaults to align with the lightest color on the seat unless contrasting thread is selected.

Tip: Contrasting thread option is only available on solid seats.



**Specification Information**

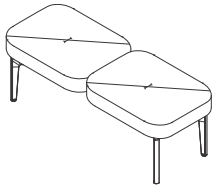
Style Number	Dimension D W H	U.S. Base Price

**Solid Seat**


<b>TSBLNS1</b>	18" 24" 17¼"	\$998

**For Canadian Pricing**  
Multiply U.S. Price by the Canadian price factor.  
► See page 1 for details.

# Two Seat Bench



Tip: All benches have a diagonal seam, regardless if they are solid or multi-color.



Tip: Contrasting solid seats can have contrasting color from two different fabric families. (For example, 5H16 specified on left from Billiard Multi-Use by Designtex and 5F16 specified on right from Buzz2.)

Tip: Multicolor seats have contrasting color within the same fabric family. (For example, 5H16 specified on front and 5H19 specified on back; both are Billiard Multi-Use by Designtex.)

Tip: Customer's Own Material (COM) and Customer's Own Leather (COL) will only be charged once per style and not per seat. If seats are contrasting, you will get charged for either (COM) or (COL), but not both.



**For Canadian Pricing**  
Multiply U.S. Price by the Canadian price factor.  
▶ See page 1 for details.

Standard Includes		Required to Specify
▶ Need help? Product details, page 20	<ul style="list-style-type: none"> <li>Two upholstered seats: fabric price group 1</li> <li>Base: paint price group 1</li> </ul>	<ol style="list-style-type: none"> <li>Style number</li> <li>Color scheme (see below under Required Selections)</li> <li>Fabric color number for seats</li> <li>Paint color number for base</li> <li>Options, if selected (see below)</li> </ol> <p>▶ See <i>Surface Materials</i>, page 50.</p>

Required Selections	U.S. Price	Required to Specify
<b>Color Scheme</b>		
• Solid, non-contrasting seats	No cost	Specify solid non-contrasting seat color scheme.
• Solid, contrasting seats	+\$ 35	Specify solid contrasting seat color scheme.
• One solid seat, one multicolor seat	+\$ 69	Specify one solid, one multicolor seat color scheme.
• Multicolor, non-contrasting seats	+\$140	Specify multicolor non-contrasting seat color scheme.
• Multicolor, contrasting seats	+\$140	Specify multicolor contrasting seat color scheme.

Options	U.S. Price	Required to Specify
<b>Surface Materials</b>		
<b>Solid seat</b>		
• Fabric price group 1	No cost	Specify fabric color number.
• Fabric price group 2	+\$ 17 per seat	Specify fabric color number.
• Fabric price group 3	+\$ 37 per seat	Specify fabric color number.
• Fabric price group 4	+\$ 51 per seat	Specify fabric color number.
• Fabric price group 5	+\$ 68 per seat	Specify fabric color number.
• Fabric price group 6	+\$ 98 per seat	Specify fabric color number.
• Fabric price group 7	+\$134 per seat	Specify fabric color number.
• Fabric price group 8	+\$171 per seat	Specify fabric color number.
• Fabric price group 9	+\$206 per seat	Specify fabric color number.
• Fabric price group 10	+\$240 per seat	Specify fabric color number.
• Steelcase leather	+\$268 per seat	Specify leather color number.
• Elmosoft leather	+\$282 per seat	Specify Elmosoft leather color number.
• Customer's Own Material (COM)	+\$ 55	▶ See <i>Understanding Customer's Own Material (COM)</i> , page 56.
• Customer's Own Leather	+\$ 55	Specify leather color number.
		▶ See <i>Surface Materials Reference Manual</i> .
<b>Multicolor seat</b>		
• Fabric price group 1	No cost	Specify fabric color number.
• Fabric price group 2	+\$ 34 per seat	Specify fabric color number.
• Fabric price group 3	+\$ 74 per seat	Specify fabric color number.
• Fabric price group 4	+\$102 per seat	Specify fabric color number.
• Fabric price group 5	+\$136 per seat	Specify fabric color number.
• Fabric price group 6	+\$196 per seat	Specify fabric color number.
• Fabric price group 7	+\$268 per seat	Specify fabric color number.
• Fabric price group 8	+\$342 per seat	Specify fabric color number.
• Fabric price group 9	+\$412 per seat	Specify fabric color number.
• Fabric price group 10	+\$480 per seat	Specify fabric color number.
• Steelcase leather	+\$536 per seat	Specify leather color number.
• Elmosoft leather	+\$564 per seat	Specify Elmosoft leather color number.
• Customer's Own Material (COM)	+\$ 55	▶ See <i>Understanding Customer's Own Material (COM)</i> , page 56.
• Customer's Own Leather	+\$ 55	Specify leather color number.
		▶ See <i>Surface Materials Reference Manual</i> .
<b>Base</b>		
• Paint price group 1	No cost	Specify paint color number.
• Paint price group 2	+\$ 52	Specify paint color number.
• Paint price group 3	+\$105	Specify paint color number.

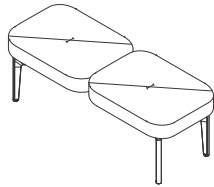
▶ Options, continued on next page

► Options, continued from previous page

	Options	U.S. Price	Required to Specify
<b>Thread Color Scheme</b>	<ul style="list-style-type: none"> <li>• Non-contrasting</li> <li>• Contrasting</li> </ul>	No cost +\$35 per seat	Specify <i>with non-contrasting</i> . Specify <i>with contrasting</i> and select thread color number.

Tip: Contrasting thread option is only available on solid non-contrasting.

Tip: Thread color defaults to align with the lightest color on the seat unless contrasting thread is selected.



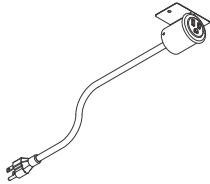
Specification Information				
Style Number	Dimension			U.S. Base Price
	D	W	H	
TSBLNS2	18"	48"	17¼"	\$1699



 **For Canadian Pricing**  
 Multiply U.S. Price by the Canadian price factor.  
 ► See page 1 for details.

# Power

## Round



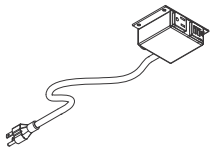
Tip: Box Top Tables have pre-drilled pilot holes in the front and back undersides of the table to accommodate power.

Standard Includes		Required to Specify
<ul style="list-style-type: none"> <li>▶ Need help? Product details, page 22</li> </ul>	<ul style="list-style-type: none"> <li>• One simplex spill proof receptacle: plastic</li> <li>• Bracket: 7360 Merle</li> <li>• 72" long 15-amp power cord with wall plug</li> <li>• Cable management twist tie</li> <li>• Shipped ready to install</li> </ul>	<ul style="list-style-type: none"> <li>1 Style number</li> <li>2 Plastic color number for power</li> <li>3 Options, if selected (see below)</li> <li>▶ See <i>Surface Materials</i>, page 50.</li> </ul>

Options	U.S. Price	Required to Specify
<b>Power/USB Schematic</b> <ul style="list-style-type: none"> <li>• 1 Power</li> <li>• 2 USB</li> </ul>	No cost +\$106	Specify with 1 power. Specify with 2 USB.
<b>Related Products</b> <ul style="list-style-type: none"> <li>• Box Top Tables</li> </ul>		▶ Page 36

Specification Information	
Style Number	U.S. Base Price
TSBLNPRND	\$140

## Module



Tip: Box Top Tables have pre-drilled pilot holes to accommodate power.

Standard Includes		Required to Specify
<ul style="list-style-type: none"> <li>▶ Need help? Product details, page 22</li> </ul>	<ul style="list-style-type: none"> <li>• Two simplex receptacles: 6000 Black</li> <li>• Bracket: 7360 Merle</li> <li>• 72" long 15-amp power cord with wall plug</li> <li>• Cable management twist tie</li> <li>• Shipped ready to install</li> </ul>	<ul style="list-style-type: none"> <li>1 Style number</li> <li>2 Options, if selected (see below)</li> </ul>

Options	U.S. Price	Required to Specify
<b>Power/USB Schematic</b> <ul style="list-style-type: none"> <li>• 2 Power</li> <li>• 1 Power, 2 USB</li> </ul>	No cost +\$106	Specify with 2 power. Specify with 1 power, 2 USB.
<b>Related Products</b> <ul style="list-style-type: none"> <li>• Box Top Tables</li> </ul>		▶ Page 36

Specification Information	
Style Number	U.S. Base Price
TSBLNPMOD	\$154

 **For Canadian Pricing**  
Multiply U.S. Price by the Canadian price factor.  
▶ See page 1 for details.





# Surface Materials

**This listing** includes all the surface material choices that are available for the products in this specification guide.

## Resources

For more information about surface materials, refer to the following resources:

**Additional surface materials specification tools** are available to assist you in the specification process—the Surface Materials Binders.

**The global surface materials palette** is a core collection of finishes that is available across multiple geographies (Americas/EMEA – Europe, Middle East, and Africa/APAC – Asia Pacific) and on global product lines, where applicable. For a list of finishes included in the offering, see the *Surface Materials Reference Manual*. Additional details, like product approvals by geography and finish number conversions, can also be found in the *Surface Materials Reference Manual* or see [steelcase.com/surface-materials](http://steelcase.com/surface-materials).

**Surface Materials Binders** include:

- *Surface Materials Reference Manual*
- A complete set of swatch cards for hard surfaces, vertical surface fabrics, and seating upholstery

## Wood

Steelcase carefully selects veneer and solid wood for consistent color and grain structure. Wood is a natural material and variations will occur in color, grain and texture. These variations are part of the inherent natural beauty of wood and are not considered defects.

Wood veneers and solid wood finishes will not be an exact match to woodgrain laminates. We highly recommend ordering physical samples to understand visual differences.

Forest Stewardship Council (FSC) certified wood (veneer and core) is available on most Steelcase wood products through the Specials RFQ process.

All wood products will darken with age and exposure to ultraviolet light. This is especially apparent with cherry and maple veneer. We recommend that desk accessories be rearranged periodically to ensure even aging of wood surfaces.

When storing your wood furniture, please follow the following guidelines:

- Do not store products in trailers
- Store products in areas that simulate office temperatures (60°F to 90°F)
- Store products in areas that maintain constant, office-like humidity levels
- Keep product away from light. Cover products to make sure they are not exposed to light.

Ⓔ = Established

## Steelcase Surfaces

### Veneer

Veneers are matched for proper balance and consistency. Veneers are available or quarter cut, except for Oak, which is rift cut.

▶ Refer to the *Veneer Cut Guidelines* on page 55 for descriptions of each cut.

**Open-pore finish** is a medium gloss finish that leaves the wood grain texture visible to the eye and distinguishable to the touch.

### Veneer

#### Wood Group 1

##### Flat-cut open-pore

- 3062 FC/OP Graphite Walnut
- 3402 FC/OP Clear Cherry (Aged) Ⓔ
- 3412 FC/OP Natural Cherry Ⓔ
- 3422 FC/OP Medium Cherry
- 3522 FC/OP Clear Maple
- 3592 FC/OP Blonde on Maple Ⓔ
- 3702 FC/OP Clear Walnut
- 3712 FC/OP Natural Walnut
- 3752 FC/OP Medium Walnut Ⓔ
- 3762 FC/OP Dark Walnut
- 3772 FC/OP Medium Mahogany on Walnut

##### Flat-Cut Open-Pore, Natural Veneer

- 3342 FC/OP Black Walnut
- 35A2 FC/OP Blanch Maple
- 37A2 FC/OP Thunder Walnut

##### Quarter-Cut Open-Pore

- 3042 QC/OP Ash
- 3222 QC/OP Clear Maple
- 3292 QC/OP Blonde on Maple Ⓔ
- 3302 QC/OP Clear Walnut
- 3312 QC/OP Natural Walnut
- 3352 QC/OP Medium Walnut Ⓔ
- 3362 QC/OP Dark Walnut
- 3372 QC/OP Medium Mahogany on Walnut
- 3382 QC/OP Graphite Walnut

##### Quarter-Cut Open-Pore, Natural Veneer

- 32A2 QC/OP Blanch Maple
- 33A2 QC/OP Thunder Walnut
- 3392 QC/OP Black Walnut

##### Rift-Cut Open-Pore

- 3602 RC/OP Desert Oak

##### Rift-Cut Full-Fill, Natural Veneer

- 36A2 RC/OP Volcanic Oak

## Wood Group 3

### Flat-Cut Open-Pore, Natural Veneer

- 3082 FC/OP Washed Walnut

## Wood Group 1

### Open-Pore Planked Veneer

- 3P41 OP Planked Cherry
- 3P51 OP Planked Maple
- 3P61 OP Planked Oak
- 3P71 OP Planked Walnut
- 3VFX OP Unmarked Oak

*Tip: Known for its uniqueness, planked veneer has intentional and natural variations that include, but are not limited to: character marks, grain pattern, color, and natural color aging.*

### Full-Fill

**Full-fill finish** is a medium-gloss finish that completely fills the grain texture, yet allows the grain pattern to be seen. The wood has a lustrous, satiny look, and it is smooth to the touch. This finish is available on the wood worksurface or field-installed top only.

## Wood Group 2

### Flat-Cut Full-Fill

- 3064 FC/FF Graphite Walnut
- 3404 FC/FF Clear Cherry (Aged)
- 3414 FC/FF Natural Cherry Ⓔ
- 3424 FC/FF Medium Cherry
- 3524 FC/FF Clear Maple
- 3544 FC/FF Blonde on Maple Ⓔ
- 3704 FC/FF Clear Walnut
- 3714 FC/FF Natural Walnut
- 3754 FC/FF Medium Walnut Ⓔ
- 3764 FC/FF Dark Walnut
- 3774 FC/FF Medium Mahogany on Walnut

### Flat-Cut Full-Fill, Natural Veneer

- 3734 FC/FF Black Walnut

### Quarter-Cut Full-Fill

- 3224 QC/FF Clear Maple
- 3294 QC/FF Blonde on Maple Ⓔ
- 3304 QC/FF Clear Walnut
- 3314 QC/FF Natural Walnut
- 3354 QC/FF Medium Walnut Ⓔ
- 3364 QC/FF Dark Walnut
- 3374 QC/FF Medium Mahogany on Walnut
- 3384 QC/FF Graphite Walnut

### Quarter-Cut Full-Fill, Natural Veneer

- 3394 QC/FF Black Walnut

### Rift-Cut Full-Fill

- 3604 RC/FF Desert Oak

## Wood Group 3

### Flat-Cut Full-Fill, Natural Veneer

- 3084 FC/FF Washed Walnut

### Premium Veneers

A selection of Premium veneers in this collection are available on most Steelcase brand products. The collection will be available as close to standard leadtimes as possible. However, because adequate supplies of veneer and solids must be secured, all orders will be scheduled individually. Leadtimes will vary based on Premium veneer and Premium solids availability at the time the order is placed. The collection is available as Wood Group 3 as part of our Select Surface program, and supported like standard veneers to make ordering easy. Please see the Steelcase surface materials section on [village.steelcase.com](http://village.steelcase.com) for sample information and product line availability. All premium veneers are in clear-coat.

### Wood Group 3

**Quarter-Cut Open-Pore**  
3832 QC/OP Figured Anegre

### Select Surfaces

#### Composite Veneer

**Composite veneers** are an engineered wood intended to create specific grain patterns and characteristics. They are pre-stained and finished with Steelcase's Clarity water-borne UV topcoat, which protects the environment while providing durability and clarity. Only open-pore finishes are available on composite wood. Composite veneer and matching edge bands are available on most Steelcase brand products. Composites, for use as a solid nosing substitute, are not available. Steelcase does not recommend mixing composite veneers with natural solid nosings because composite and natural wood grain and color matching are rarely compatible. Composite veneers are available as Wood Group 1 pricing as part of our Select Surfaces program.

#### Composite Veneer Group 1

##### Composite Flat-Cut Open-Pore

3JDX FC/OP Oak Composite  
3JJX FC/OP Walnut Composite  
3LAX FC/OP Graphite on Oak Composite  
3LCX FC/OP Medium Cherry on Cherry Composite

##### Composite Quarter-Cut Open-Pore

3F8X QC/OP European Walnut Composite  
3GGX QC/OP Zebrano Composite  
3HGX QC/OP Oak Composite  
3HVX QC/OP Walnut Composite  
3LBX QC/OP Clear Walnut on Walnut Composite  
3LDX QC/OP Natural Walnut on Walnut Composite  
3ZNX QC/OP Night Cerused Oak Composite

#### Composite Veneer Group 2

##### Composite Flat-Cut Open-Pore

3LHX FC/OP Espresso on Walnut Composite

##### Composite Quarter-Cut Open-Pore

3LEX QC/OP Desert Oak on Oak Composite  
3LGX QC/OP Chai on Walnut Composite  
3LJX QC/OP Ebony on Walnut Composite

### Custom Surfaces

**Customiz stain** is a service that allows you to create your own stain colors and finishes on standard veneer. Customiz stain color is available on all product lines that offer wood veneer.

A \$500 stain-matching fee applies on CUSTOMIZ requests (Exception: The \$500 fee does not apply on matches to Coalesse standard finishes or for a low-gloss finish request on a standard color). The \$500 fee covers the cost of formulating the Customiz color finish and applies regardless of whether or not an order for product is placed.

In addition, an approval form must be signed to indicate customer acceptance of Customiz match. A \$1500 initiation fee will be charged prior to first order entry. This initiation fee activates the finish for unlimited use on any Steelcase product for an 18 month time period. After the 18 month time period has lapsed, the Customiz finish may be reactivated for another 18 months for a \$1000 fee at any point within five years after the \$1500 initiation fee was paid. If the finish is not reactivated within five years after the \$1500 initiation fee was paid, the finish will be culled and the customer will need to pay the \$1500 initiation fee again. All style number related Customiz charges products are no cost as of April 2014. The matching and initiation fees are not discountable.

Customiz stain takes 10 days to formulate. Consult the *Surface Materials Reference Manual* for more information. Custom veneers are also available and must be quoted by Steelcase specials group. Customiz stain on custom veneers takes 2 to 4 weeks to formulate.

Requirements and information on ordering a Customiz stain color are found in the *Surface Materials Reference Manual*.

### Laminate

#### Steelcase Surfaces

#### High-Pressure Laminate

#### Price Group 1

Applies to:

- Bassline Occasional Tables
- Bassline Box Top Tables
- Bassline Bench Seating (optional side table)

#### Fiber Laminate

2850 Vanadium Fiber  
2854 Vellum Fiber **E**  
2860 Granite Fiber  
2862 Stucco Fiber **E**

#### Micro Laminate

2920 Marl Micro  
2921 Gypsum Micro  
2922 Clay Micro  
2923 Shadow Micro **E**

#### Patina Laminate

2870 Blonde Bronze Patina  
2873 Instant Iron Patina

#### Solid Laminate

2722 Cream **E**  
2730 Arctic White  
2746 Black  
2759 Warm White  
2811 Mist **E**  
2883 Seagull  
2884 Milk  
2885 Dune  
2HAA Persian Salt  
2HAB Rose  
2HAC Indigo  
2HAD Green Citrine  
2HAE Dark Olivine  
2HAF Cloudy  
2HMG Merle  
2HWU Clay  
2HWV Chalk

#### Speckle Laminate

2820 Coffee Speckle **E**  
2823 Driftwood Speckle  
2824 Smoke Speckle  
2825 Vanadium Speckle

*Tip: Some wood veneer finishes and woodgrain laminates share the same name. Because of the difference in materials, veneers and laminates of the same name are not an exact match but do coordinate with each other.*

Surface Materials, continued

**Woodgrain Laminate**

- 2406 Clear Cherry **E**
  - 2409 Clear Maple
  - 2410 Graphite Walnut\*
  - 2412 Natural Cherry
  - 2422 Medium Cherry
  - 2511 Winter on Maple
  - 2535 Virginia Walnut
  - 2536 Blackwood **E**
  - 2538 Clear Walnut
  - 2592 Blonde on Maple **E**
  - 2714 Natural Walnut **E**
  - 2HAK Clear Oak
  - 2HAN Ash Noce
  - 2HAT Acacia
  - 2HAW Ash Wenge
  - 2HBN Bisque Noce
  - 2HBW Bisque Wenge
  - 2HCN Clay Noce
  - 2HCW Clay Wenge
  - 2HSN Storm Noce
  - 2HSW Storm Wenge
  - 2HWA Grey Kingswood
  - 2HWB Planked Walnut
  - 2HWD Resolute Walnut
  - 2HWE Natural Recon
  - 2HWF Smoked Walnut
- \* When blending laminate and veneer on the same unit, the Graphite Walnut laminate is Quarter Cut and matches Quarter Cut Graphite Walnut veneer.

**Price Group 2**

**Textured Laminate**

- 2TH2 Fawn Cypress
  - 2TH4 Saddle Oak
  - 2TH5 Veranda Teak
  - 2TH7 Walnut Heights
  - 2UH1 Reclaimed Aggregate
  - 2UH2 Reclaimed Gravel
  - 2UH4 Cement\*\*
  - 2UH6 Sheetrock
- \*\*2UH4 Cement has limited sizing availability, determined by product sizing and/or options. Rectangular tops with a width of 143" or greater and round tops with a diameter of 59" or greater are not available.

**Price Group 3**

**Solid Laminate**

- 24H1 Satin White
- 24H2 Satin Black
- 24H3 Satin Stone
- 24H4 Satin Mocha

**Steelcase Surfaces**

**Low-Pressure Laminate**

- Applies to:
- Bassline Occasional Tables
  - Bassline Box Top Tables
  - Bassline Bench Seating (optional side table)

**Fiber Laminate**

- 2L50 Vanadium Fiber LPL

**Solid Laminate**

- 247L Black V2 LPL
- 2L30 Arctic White LPL
- 2L83 Seagull LPL
- 2L84 Milk LPL
- 2L85 Dune LPL
- 2LMG Merle LPL

**Woodgrain Laminate**

- 24L0 Graphite Walnut LPL
- 25L1 Winter on Maple LPL
- 25L5 Virginia Walnut LPL
- 25L6 Blackwood LPL **E**
- 25L8 Clear Walnut LPL
- 267L Marbled Cherry V2 LPL **E**
- 26L1 Natural Cherry V2 LPL
- 2L09 Clear Maple LPL
- 2LAK Clear Oak LPL
- 2LAN Ash Noce LPL
- 2LAT Acacia LPL
- 2LAW Ash Wenge LPL
- 2LBN Bisque Noce LPL
- 2LBW Bisque Wenge LPL
- 2LCN Clay Noce LPL
- 2LCW Clay Wenge LPL
- 2LSN Storm Noce LPL
- 2LSW Storm Wenge LPL
- 2LWA Grey Kingswood LPL
- 2LWB Planked Walnut LPL
- 2LWD Resolute Walnut LPL
- 2LWF Smoked Walnut LPL
- 2LWG Natural Recon LPL
- 2TL2 Fawn Cypress LPL

**Custom Surfaces**

**Open Line Laminate (OLL)**

This service allows you to order non-standard laminate at an additional processing fee of \$102 U.S. per unit, plus the cost of the laminate.

High-Pressure Laminate pricing does not include premium or digitally printed patterns from any suppliers. Laminate cost may also vary for basic or standard laminates from other suppliers. Please contact the OLL consultant at 616.475.2426 for pricing. The cost of the laminate will be added to your invoice as a separate line on the acknowledgement.

**When processing orders for Open Line laminate,** specify 2900 in the laminate finish field and enter the OLL manufacturer information. Specify appropriate 2K finish number for the edge finish.

**Laminate Approval and Material Requirements**

To confirm whether a particular laminate has already been tested for use on a specific Steelcase product or to determine material square foot requirements:

- Visit [www.steelcase.com](http://www.steelcase.com)

**For additional information,** refer to the *Steelcase Surface Materials Reference Manual*.

**Price Group 3**

**Accent Paint**

- 1ATG Rose Quartz
- 4AV3 Blue Jay
- 4AV4 Baltic
- 4AX1 Citron
- 4AY2 Chili
- 4AZ5 Marlin
- 4CL1 Dark Olivine
- 4CL2 Ice Blue
- 4CL3 Aura
- 4CL4 Sea Glass
- 4CL5 Light Matcha
- 4CL6 Terra
- 4CL7 Sandstone
- 4CL8 Smokey Plum
- 4CZ5 Honey
- 4CZ6 Lagoon
- 4CZ8 Light Peacock

Applies to:

- Bassline Storage Bases
- Bassline Table Bases

**Lux Coatings**

- 4B20 Obsidian
- 4B22 Matte Brass
- 4B23 Burnished Bronze
- 4B24 Night Bronze
- 4B25 Matte Copper
- 4B26 Smoked Mica
- 4B29 Cast Iron

**Custom Surfaces**

**Perfect Match**

PerfectMatch is a service that allows you to create your own paint color. Refer to the *Surface Materials Reference Manual* for more information about this program.

**Price Group 3**

- 4990 PerfectMatch Paint

**Steelcase Surfaces**

Applies to:

- Bassline Storage Bases
- Bassline Storage Sliding Doors
- Bassline Table Bases
- Bassline Metal Accent Panel

**Price Group 1**

**Smooth Paint**

- 4238 Mocha
- 4239 Clay
- 4240 Chalk
- 4242 Milk

**Textured Paint**

- 7207 Black
- 7225 Sand
- 7237 Slate
- 7238 Fieldstone
- 7239 Midnight
- 7241 Arctic White
- 7243 Seagull
- 7250 Sterling Dark Solid
- 7360 Merle

**Price Group 2**

**Smooth Paint**

- 0835 Black
- 4140 Arctic White Gloss
- 4144 Black Gloss
- 4700 Warm White

**Metallic Paint**

- 4743 Mineral Metallic
- 4750 Champagne Metallic
- 4798 Sterling Metallic
- 4799 Platinum Metallic
- 4803 Near Black Metallic

**Textured Metallic**

- 7245 Carbon Metallic
- 7246 Midnight Metallic

**E** = Established

**Plastic**

**Steelcase Surfaces**

- 6000 Black
- 6009 Arctic White
- 6034 Natural Cherry
- 6036 Medium Cherry
- 6037 Winter on Maple
- 6038 Blonde on Maple **E**
- 6041 Natural Walnut **E**
- 6052 Milk
- 6053 Seagull
- 61AA Persian Salt
- 61AB Rose
- 61AC Indigo
- 61AD Green Citrine
- 61AE Dark Olivine
- 61AF Cloudy
- 6213 Acacia
- 6219 Clear Oak
- 6231 Graphite Walnut\*
- 6237 Clear Maple\*
- 6242 Virginia Walnut
- 6243 Blackwood **E**
- 6245 Clear Walnut
- 6249 Platinum Solid
- 6271 Plywood
- 6527 Merle
- 6619 Ice
- 6631 Cream **E**
- 6635 Dawn
- 6636 Mist
- 6654 Sand
- 6655 Warm White
- 6695 Midnight
- 6697 Fog
- 6698 Fieldstone
- 66WA Grey Kingswood
- 66WB Planked Walnut
- 66WD Resolute Walnut
- 66WE Natural Recon
- 66WF Smoked Walnut
- 66WU Clay
- 66WV Chalk
- 6703 Ash Wenge
- 6704 Storm Wenge
- 6705 Bisque Wenge
- 6706 Clay Wenge
- 6707 Ash Noce
- 6708 Bisque Noce
- 6709 Clay Noce
- 6710 Storm Noce
- 6T02 Fawn Cypress
- 6T04 Saddle Oak
- 6T05 Veranda Teak
- 6T07 Walnut Heights
- 6T08 Aggregate
- 6T09 Gravel
- 6T10 Cement
- 6T12 Sheetrock
- \* Not available on Low-Pressure Laminate

**E** = Established

**Glass**

**Steelcase Surfaces**

- Applies to:
- Occasional Tables
  - Asymmetrical Tables
- 6500 Clear
  - 6530 Frosted
  - ACB Black
  - ACC Sea Salt/Crystal Spring
  - ACG Goldenrod
  - ACM Midnight
  - ACP Poppy
  - ACS Sage

**Solid Surface**

- Applies to:
- Occasional Tables
  - Asymmetrical Tables

**Select Surfaces Program: Solid Surface**

A collection of solid surfaces are available as part of a Select Surfaces Program. The collection is from the solid surface offering. Samples can be ordered through [corian.com](http://corian.com)

To order these solid surfaces, enter the finish code which corresponds with the solid surface price group.

Price Group	Finish Code
<b>A</b>	<b>29DA</b>
<b>B</b>	<b>29DB</b>
<b>C</b>	<b>29DC</b>
<b>D</b>	<b>29DD</b>

Then enter the solid surface information in the Special Solid Surface Information pop up window. If prompted, enter the finish code CORIAN0001 based on the solid surface supplier.

**Solid Surface Offering**

**Price Group A**

- Cameo White
- Vanilla

**Price Group B**

- Abalone
- Aurora
- Canyon
- Modern White
- Platinum
- Sahara
- Sandstone
- Savannah
- Silt

**Price Group C**

- Arctic Ice
- Cocoa Brown
- Concrete
- Deep Night Sky
- Deep Nocturne
- Designer White
- Doeskin
- Dove
- Glacier Ice
- Matterhorn
- Raffia
- Rice Paper
- Seafoam
- Serene Sage
- Silver Birch
- Silverite
- Venaro White
- Whisper
- White Jasmine
- Willow

**Price Group D**

- Arrowroot
- Clam Shell
- Ecru
- Juniper
- Lava Rock
- Natural Gray
- Rain Cloud
- Rosemary
- Sagebrush
- Sand Storm
- Sandalwood
- Sorrel
- Thyme
- Witch Hazel

**Select Surfaces**

For information on products within Select Surfaces, including accent paints and fabrics from Designtex, Gabriel, Kvadrat, and Pollack, please refer to the *Surface Materials Reference Manual* or visit [steelcase.com/surface-materials](http://steelcase.com/surface-materials) under the Select Surfaces section.

**Custom Surfaces**

**Price Group COM (Customer's Own Material)**

**Fabric Approval and Yardage**

To confirm whether a particular COM material has already been tested for use on a specific Steelcase product or to determine actual yardage requirements:

- Visit [www.steelcase.com](http://www.steelcase.com)

For additional information regarding Customer's Own Material, call 1.888.STEELCASE (1.888.783.3522) or send an e-mail to [lineone@steelcase.com](mailto:lineone@steelcase.com).

Surface Materials, continued

**Seating Upholstery**

- Applies to:
- Bassline Bench Seating

**Steelcase Surfaces**

Not every upholstery is available on every chair. For additional information, refer to the *Surface Materials Reference Manual*.

**Price Group 1**

- Buzz2
- Era
- Jacks **E**
- New Black: Bruce
- New Black: Henry
- Link

**Price Group 2**

- Chainmail
- Cogent: Connect
- Foundation
- New Black: Harley
- New Black: Jack
- New Black: James
- Nitelights
- Stand In

**Price Group 3**

- Billiard Multi-Use by Designtex
- Gaja
- Redeem
- Retrieve

**Price Group 5**

- Bo Peep
- Remix
- Silk

**Price Group 6**

- Brisa

**Price Group 7**

- Steelcut Trio

**Leather Price Group**

**Steelcase Leather**

- L107 Black **E**
- L207 Mahogany **E**
- L220 Soapstone **E**
- L221 Rocky **E**

**Elmosoft Leather Price Group**

**Elmosoft Leather**

- L110 Maritime Blue
- L111 Midnight Blue
- L112 Ebony
- L113 Gunmetal
- L114 Mica
- L115 Dove Grey
- L116 Plum Pleasure
- L122 Truffle
- L128 Red Birch
- L133 Espresso
- L134 Ruby
- L135 Scarlet
- L138 Bourbon
- L139 Cinder
- L140 Garnet
- L143 Pecan
- L144 Chamois
- L146 Russet
- L147 Saddle
- L151 White
- L709 Sugar
- L711 Parchment
- L717 Cameo
- L723 Storm
- L730 Hunter
- L743 Forest Green
- L747 Cigar
- L749 Beaver
- L750 Bluffstone
- L752 Oxblood
- L755 Peanut Butter
- L758 Mustard
- L762 Canvas
- L763 Macadamia
- L768 Tropical
- L769 Mauve
- L770 Cadet
- L772 Timberwolf
- L773 Chalice
- L774 Oil
- L775 Coyote

**Select Surfaces**

**For information on products within Select Surfaces,** including accent paints and fabrics from Designtex, Gabriel, Kvadrat, and Pollack, please refer to the *Surface Materials Reference Manual* or visit [www.steelcase.com/surface-materials](http://www.steelcase.com/surface-materials) under the Select Surface section.

**Custom Surfaces**

**Price Group COM (Customer's Own Material)**

**Fabric Approval and Yardage**

To confirm whether a particular COM material has already been tested for use on a specific Steelcase product or to determine actual yardage requirements:

- Visit [www.steelcase.com](http://www.steelcase.com)

**For additional information regarding Customer's Own Material,** call 1.888.STEELCASE.

- Applies to:
- Bench Seating

**Steelcase Select Surfaces Program: Upholstery**

**Steelcase Select Surfaces Program Partners:**

- Architex
- Arc-Com
- CF Stinson
- Designtex
- Mayer
- Momentum
- Ultrafabrics

**A collection of textiles** are available as part of a Select Surfaces Program. The collection from the leading suppliers in the market consists of high-performance textiles. Note that not all fabrics can be applied to all seating products. Refer to the Steelcase COM database for the most current application information.

To order these fabrics, enter the finish code which corresponds with the fabric price group.

Price Group	Finish Code
2	59DB
3	59DC
4	59DD
5	59DE
6	59DF
7	59DG
8	59DH
9	59DJ
10	59DK

Then enter the fabric information in the Special Fabric Information pop up window.

Fabric application direction must be specified: For additional information, refer to the *Surface Materials Reference Manual*.

For a comprehensive list of patterns and price grades in Steelcase Health offering, visit [steelcasehealth.com/resources/grade-in](http://steelcasehealth.com/resources/grade-in)

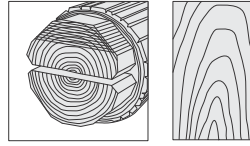
**Thread**

**Steelcase Surfaces**

- Applies to:
- Bassline Bench Seating
  - UB01 Charcoal
  - UB02 Ash
  - UB03 Powder Blue
  - UB04 Evergreen
  - UB05 Bright Red

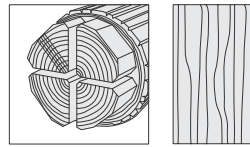
**E** = Established

# Veneer Cut Guidelines



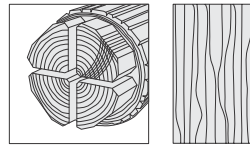
## Flat Cut

Veneer is cut parallel to the flat side of the cant at a tangent to the growth rings of the tree. This produces a cathedral or oval pattern. On average, there is a 6-8" wide leaf width. On an 18" wide surface, there will likely be three leaves showing a repeated pattern.



## Quarter Cut

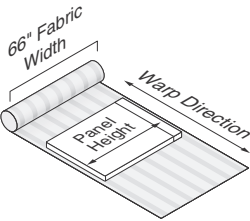
Veneer is cut from quarter sections of the log which are produced by cutting each cant in half. Cutting lines are at an angle of approximately 90 degrees to the growth rings at the center of the quarter. This produces a straight grain or ribbon pattern. On average, leaves are 2½-4" wide.



## Rift Cut

This veneer cut is specifically for oak. Cutting lines are an arc approximately perpendicular to the growth rings. This produces a comb-like straight grain or ribbon pattern. On average, leaves are 2½-4" wide.

# Specification Guidelines for Vertical Fabric Applications



**Warp horizontal** means the height dimension of the tackboard is perpendicular to the warp of the fabric.

## Application Topics

*Tip: Fabric warp direction cannot be altered from standard on tackboards.*

### Customer's Own Material Yardage Requirements

Pre-approved fabrics are available. To determine if the fabric you want is on the pre-approved list, call a COM Consultant at 616.246.9822.

### Surface Materials Representatives

are also available to answer your questions and to provide clarification. They can also help with situations where you are using fabrics under 66"W. Call 616.246.9822.

**For further information regarding COM fabrics,** refer to the *Steelcase Surface Materials Reference Manual*.

**Additional fabric** is required to accommodate flaws, wrinkles, and other imperfections.

## Standard Warp Directions

Fabric	Standard	Tackboards
Abacus <sup>E</sup>	D	H
Alloy	D	H
Bariolage	D	H
Billiard Multi-Use by DesignTex	D	HO
Boccie	D	H
Buzz2	D	HO
Charm*	D	H
Code	D	H
Flip: Orbit	D	HO
Flip: TexHex	D	HO
Fresco	D	H
Latch	D	H
Optic	D	H
Pianista	D	HO
Rhythm	D	H
Stencil	D	HO
Tinsel*	D	H

D = Directional  
 ND = Non-directional  
 H = Warp horizontal  
 HO = Horizontal only

**For DesignTex** Cutting Direction, see *Surface Materials Reference Manual*.


\*These fabrics have some color restrictions. Check the *Surface Materials Reference Manual* for color availability.




<sup>E</sup> = Established



---

# B-Free High Tables



<b>Statement of Line</b>	<b>58</b>
	
<b>Understanding</b>	
High Tables	<b>60</b>
Power Matrix	<b>62</b>
	
<b>Specifying</b>	
Rectangle Tables	<b>64</b>
Pint Tables	<b>66</b>
	
<b>Surface Materials</b>	<b>68</b>

# Statement of Line

## High Tables



### Rectangle Tables

Understanding

▶ Page 60

Specifying

▶ Page 64



### Pint Tables

Understanding

▶ Page 60

Specifying

▶ Page 66



# B-Free High Tables

**B-Free rectangle and pint tables** make it easy

to leverage in-between space across the entire floor plan and create effective workspaces for people to come together and collaborate. Tables support standing and high-sit postures encouraging postural changes while promoting wellbeing through movement and boosting creative thinking and engagement. Pair the B-Free high table with the beam which share the same leg design to elevate any team setting, creating a relaxed and informal atmosphere for dynamic collaboration to flourish.

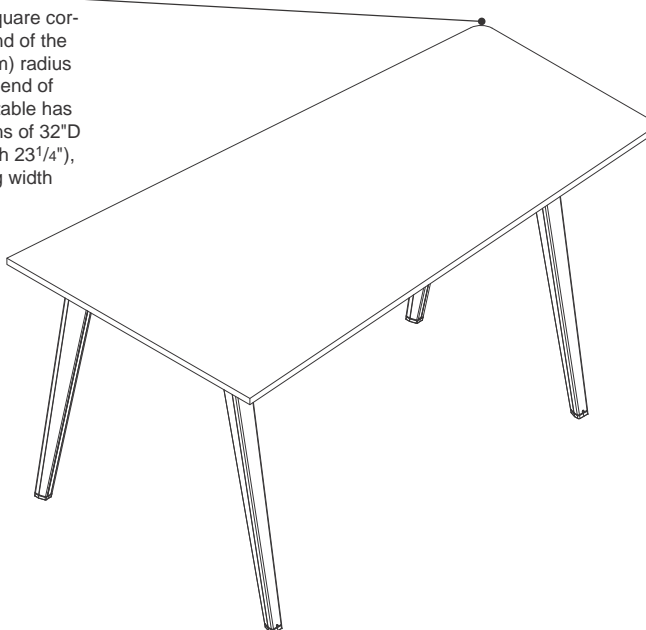
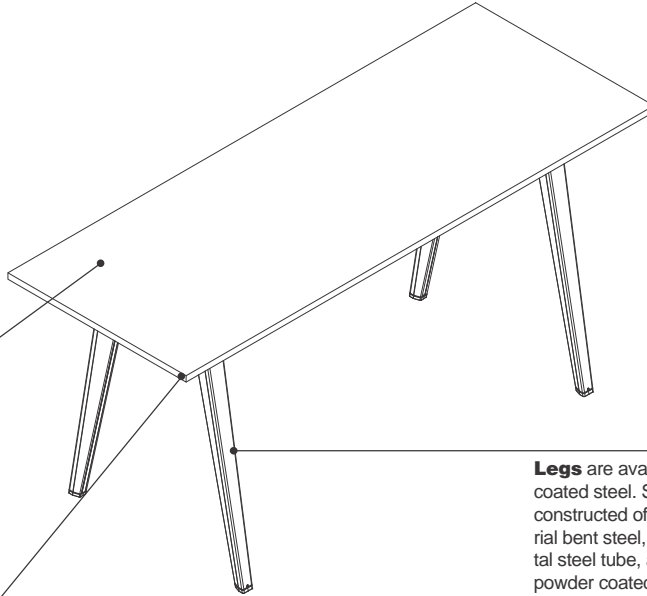
- ▶ Specifying, page 64.
- ▶ See *Seating Specification Guide* for B-Free beams.

**Tables** are 39<sup>1</sup>/<sub>2</sub>"H.

**Top** is 1" thick with High-Pressure Laminate or veneer and black backer. Laminate tops have 3 mm edge band on all sides. Edge band color is selectable for laminate tops. Veneer tops have 3 mm wood edge that matches the veneer top finish selection.

**Rectangle tops** have square corners.

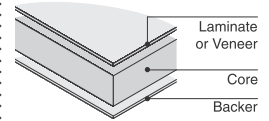
**Pint tops** have square corners on the wide end of the table and 2" (50 mm) radius edges on the short end of the table. The pint table has standard dimensions of 32"D (short end: leg width 23<sup>1</sup>/<sub>4</sub>"), 44"D (wide end: leg width 31") x 80"W.



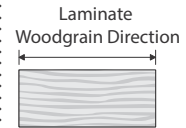
**Legs** are available in powder coated steel. Steel legs are constructed of 2<sup>1</sup>/<sub>2</sub> mm material bent steel, 3 mm horizontal steel tube, and 3 mm thick powder coated epoxy resin paint.

**Legs** ship standard with four glides.  
 • Steel leg table: 5/8" glide adjustment range

**Product Details**



**Solid core tops with 1" nominal edge thickness** have a particle board core (45 lb cu ft density) with High-Pressure Laminate or wood veneer on the top and a backer applied to the opposite side for a balanced construction. High-Pressure Laminate, wood veneer, and backer are bonded to the core with a PVA adhesive.



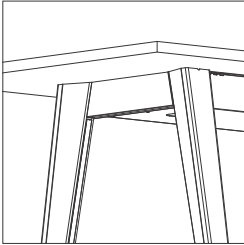
**Woodgrain laminates** are always oriented with the grain direction running parallel with the length of the table top. You cannot specify woodgrain laminates with end- or side-matched grain directions.



**Woodgrain** runs parallel to the length on rectangle and pint tops.

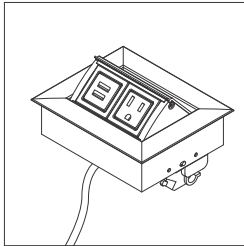
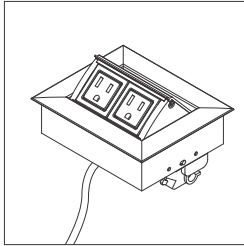
## Wiring and Cabling

### Steel leg profile



**Steel leg tables** include integrated wire manager and merle cover in the leg.

**Horizontal steel beam**, located in the middle of the legs, is constructed of 1<sup>1</sup>/<sub>4</sub> mm bent steel and powder coated epoxy resin paint.



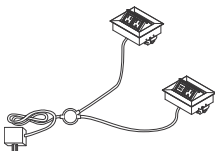
**MhoB** is a 4" x 5" flip-top power module that mounts at the top surface of the table and can be configured in different power/USB-A configurations:

- Two receptacles for power
- One power/one dual USB-A

**Single/dual power and USB solutions** come standard with a 15-amp, one-circuit power solution with a 10' cord.

▶ See *Power Matrix* on page 62 for available options and power module locations.

**MhoB, one power module**, is located 10" from the short end of the table; on the centerline of the width/depth specified.



**MhoB, two power modules (center or both ends)**, are connected by a corded system with just one infeed.

## Surface Materials

### Top

- High-Pressure Laminate (standard)
- Open Line laminate (option)
- Wood veneer (option)
- Customiz stain (option)

### Edge

- Plastic on laminate top
- Wood veneer to match veneer top

### Steel legs

- Accent paint
- Paint
- Lux Coatings
- PerfectMatch

### Wood legs

- 3860 Espresso
- 3861 Natural Beech

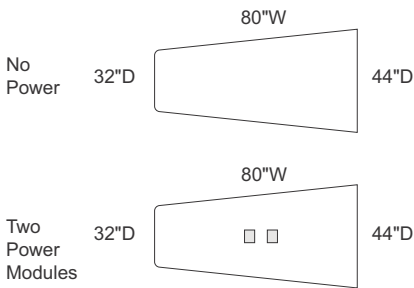
### Power modules

- Paint

# B-Free High Tables Power Matrix

Power Configuration	48"W	60"W	66"W	72"W	84"W
No Power	24"D 25"D 26"D				
One Power Module	24"D 25"D 26"D				
Two Power Modules	24"D 25"D 26"D				
No Power	32"D 33"D 34"D				
One Power Module	32"D 33"D 34"D				
Two Power Modules	32"D 33"D 34"D	<i>Tip: Center power position is only available on tables that are at least 32"D x 66"W.</i> 			
Two Power Modules	32"D 33"D 34"D	<i>Tip: Power on both ends is only available on tables that are at least 70"W.</i> 			

*Tip: Center and two end power position options will default to two power modules, one with two receptacles for power and one with one receptacle for power/one dual USB port.*




**Key**

- One Power Module  
1 Power/1 USB-A or 2 Power
- Two Power Modules  
Kit includes 2 modules: 1 Power/1 USB-A,  
1 Power/1 USB-A and 2 Power

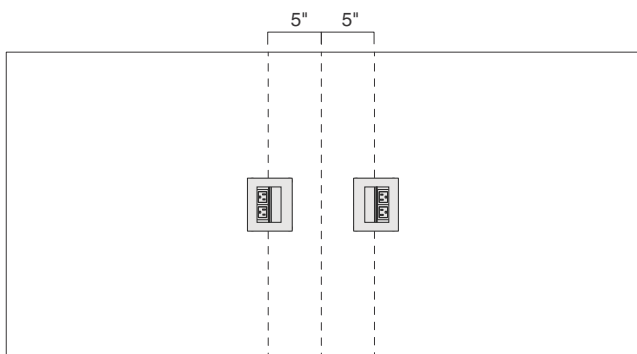
**Standard MhoB Power Module Locations**



**For the power option with one end only, the centerline of the power module** is located 10" from the short edge of the table. Power module flips toward the center of the top.



**For the power option with both ends, the centerline of each power module** is located 10" from the short edge of the table. Power module flips toward the center of the top.



**For the center power option, the centerline of each power module** is located 5" from the centerline of the table. Power module flips toward the short edge of the top.

# Rectangle Tables



	Standard Includes	Required to Specify
▶ Need help? Product details, page 60	<ul style="list-style-type: none"> <li>Table: 39½"H table with 1" thick particle board core, High-Pressure Laminate price group 1 top</li> <li>Edge: 3 mm radius profile: plastic</li> <li>Steel legs: powder coat paint price group 1</li> </ul>	<ol style="list-style-type: none"> <li>Style number</li> <li>Size option (see below under Required Selections)</li> <li>Depth (see below under Required Selections)</li> <li>Width (see below under Required Selections)</li> <li>High-Pressure Laminate color number for top</li> <li>Plastic color number for edge</li> <li>Paint color number for legs</li> <li>Options, if selected (see below)</li> </ol> <p>▶ See <i>Surface Materials</i>, page 68.</p>

	Require Selections	U.S. Price	Required to Specify
<b>Size Option</b>	<ul style="list-style-type: none"> <li>Modular</li> <li>Parametric</li> </ul>	No cost No cost	Specify <i>with modular</i> . Specify <i>with parametric</i> .
<b>Depth</b>	<ul style="list-style-type: none"> <li>24"D</li> <li>25"D</li> <li>26"D</li> <li>32"D</li> <li>33"D</li> <li>34"D</li> </ul>	Prices at right Prices at right Prices at right Prices at right Prices at right Prices at right	Specify <i>with 24"D</i> . Specify <i>with 25"D</i> . Specify <i>with 26"D</i> . Specify <i>with 32"D</i> . Specify <i>with 33"D</i> . Specify <i>with 34"D</i> .
<b>Width</b>	<p><b>Modular</b></p> <ul style="list-style-type: none"> <li>48"W</li> <li>60"W</li> <li>66"W</li> <li>72"W</li> <li>84"W</li> </ul> <p><b>Parametric</b></p> <ul style="list-style-type: none"> <li>48⅞"W–60"W</li> <li>60⅞"W–66"W</li> <li>66⅞"W–72"W</li> <li>72⅞"W–84"W</li> </ul>	Prices at right Prices at right Prices at right Prices at right Prices at right Prices at right Prices at right Prices at right Prices at right Prices at right	Specify <i>with 48"W</i> . Specify <i>with 60"W</i> . Specify <i>with 66"W</i> . Specify <i>with 72"W</i> . Specify <i>with 84"W</i> .  Specify <i>with 48⅞"W–60"W</i> . Specify <i>with 60⅞"W–66"W</i> . Specify <i>with 66⅞"W–72"W</i> . Specify <i>with 72⅞"W–84"W</i> .

	Options	U.S. Price	Required to Specify
<b>Surface Materials</b>	<p><b>High-Pressure Laminate top</b></p> <ul style="list-style-type: none"> <li>Laminate price group 2</li> <li>Laminate price group 3</li> <li>Open Line laminate</li> </ul> <p><b>Composite veneer top</b></p> <ul style="list-style-type: none"> <li>Composite veneer group 1</li> <li>Composite veneer group 2</li> </ul> <p><b>Wood veneer top</b></p> <ul style="list-style-type: none"> <li>Wood group 1</li> <li>Wood group 2</li> <li>Wood group 3</li> <li>Customiz stain</li> </ul>	See information at left See information at left +\$102 plus cost of laminate  Prices at right +\$102  Prices at right +\$102 +\$358 No cost	Specify laminate color number. Specify laminate color number. ▶ See <i>Surface Materials Reference Manual</i> .  Specify composite veneer color number. Specify composite veneer color number.  Specify wood color number. Specify wood color number. Specify wood color number. Specify <i>with Customiz stain</i> .
<b>Legs</b>	<p><b>Steel legs</b></p> <ul style="list-style-type: none"> <li>Paint price group 1</li> <li>Paint price group 2</li> <li>Paint price group 3</li> </ul>	No cost +\$ 76 +\$159	Specify paint color number. Specify paint color number. Specify paint color number.

▶ Options, continued on next page

**For laminate price group 2 and 3 pricing, please refer to the electronic catalog or SmartTools.**

*Tip: Wood group 2 and wood group 3 upcharges are in addition to wood group 1 upcharge.*



**For Canadian Pricing**  
Multiply U.S. Price by the Canadian price factor.  
▶ See page 1 for details.



► Options, continued from previous page

Options	U.S. Price	Required to Specify
<b>Power</b>	• No power • With power	No cost No cost
► Power Matrix, page 62		Specify <i>with no power</i> . Specify <i>with power</i> .
<b>Power position/configuration</b>		
• One end with two power	+\$375	Specify <i>with end and with two power</i> and select paint color number.
• One end with one power/ one dual USB	+\$477	Specify <i>with end and with one power/one USB</i> and select paint color number.
• Center (two receptacles for power and one receptacle for power/one dual USB)	+\$919	Specify <i>with center</i> and select paint color number.
• Both ends (two receptacles for power and one receptacle for power/one dual USB)	+\$919	Specify <i>with two ends</i> and select paint color number.

Tip: Center power position is only available on tables that are at least 32"D x 66"W.

Tip: Power on both ends is only available on tables that are at least 70"W.

Tip: Center and two end power position options will default to two power modules, one with two receptacles for power and one with one receptacle for power/one dual USB-A port.

Tip: Steel leg tables include integrated wire manager and cover in the leg.



Specification Information

Style Number	Depth	Modular Width	U.S. Base Prices				
			48"W	60"W	66"W	72"W	84"W
		Parametric Width	N.A.	48 1/16"W-60"W	60 1/16"W-66"W	66 1/16"W-72"W	72 1/16"W-84"W

High-Pressure Laminate

N3LRECT	24"D, 25"D, or 26"D	\$2453	\$2589	\$2724	\$2860	N.A.
	32"D, 33"D, or 34"D	\$2520	\$2656	\$2793	\$2929	\$3065

Composite Veneer Group 1

N3LRECT	24"D, 25"D, or 26"D	\$3201	\$3365	\$3514	\$3656	N.A.
	32"D, 33"D, or 34"D	\$3324	\$3474	\$3617	\$3760	\$3911

Wood Group 1

N3LRECT	24"D, 25"D, or 26"D	\$3201	\$3365	\$3514	\$3656	N.A.
	32"D, 33"D, or 34"D	\$3324	\$3474	\$3617	\$3760	\$3911

B-Free High Tables

 **For Canadian Pricing**  
Multiply U.S. Price by the Canadian price factor.  
► See page 1 for details.

# Pint Tables



**For laminate price group 2 and 3 pricing, please refer to the electronic catalog or SmartTools.**

*Tip: Wood group 2 and wood group 3 upcharges are in addition to wood group 1 upcharge.*

*Tip: Center power position is the only power option available on the pint table.*

*Tip: Steel leg tables include integrated wire manager and cover in the leg.*

*Tip: USB port is dual USB-A.*

*Tip: N3LPINT has standard dimensions of 32"D (short end: leg width 23 3/4"), 44"D (wide end: leg width 31") x 80"W.*

Standard Includes		Required to Specify
<ul style="list-style-type: none"> <li>▶ Need help? Product details, page 60</li> </ul>	<ul style="list-style-type: none"> <li>Table: 39 1/2"H table with 1" thick particle board core, High-Pressure Laminate price group 1 top</li> <li>Edge: 3 mm radius profile: plastic</li> <li>Steel legs: powder coat paint price group 1</li> </ul>	<ol style="list-style-type: none"> <li>Style number</li> <li>High-Pressure Laminate color number for top</li> <li>Plastic color number for edge</li> <li>Paint color number for legs</li> <li>Options, if selected (see below)</li> </ol> <p>▶ See <i>Surface Materials</i>, page 68.</p>

Options	U.S. Price	Required to Specify
<b>Surface Materials</b>		
<b>High-Pressure Laminate top</b>		
<ul style="list-style-type: none"> <li>Laminate price group 2</li> <li>Laminate price group 3</li> <li>Open Line laminate</li> </ul>	See information at left See information at left +\$102 plus cost of laminate	Specify laminate color number. Specify laminate color number. ▶ See <i>Surface Materials Reference Manual</i> .
<b>Composite veneer top</b>		
<ul style="list-style-type: none"> <li>Composite veneer group 1</li> <li>Composite veneer group 2</li> </ul>	Price below +\$102	Specify composite veneer color number. Specify composite veneer color number.
<b>Wood veneer top</b>		
<ul style="list-style-type: none"> <li>Wood group 1</li> <li>Wood group 2</li> <li>Wood group 3</li> <li>Customiz stain</li> </ul>	Price below +\$102 +\$358 No cost	Specify wood color number. Specify wood color number. Specify wood color number. Specify <i>with Customiz stain</i> .
<b>Legs</b>		
<b>Steel legs</b>		
<ul style="list-style-type: none"> <li>Paint price group 1</li> <li>Paint price group 2</li> <li>Paint price group 3</li> </ul>	No cost +\$ 76 +\$159	Specify paint color number. Specify paint color number. Specify paint color number.
<b>Power</b>		
<ul style="list-style-type: none"> <li>▶ Power Matrix, page 62</li> </ul>	<ul style="list-style-type: none"> <li>No power</li> <li>With power: center position (two receptacles for power and one receptacle for power/one USB)</li> </ul>	No cost +\$919
		Specify <i>with no power</i> .  Specify <i>with power</i> and select paint color number.

## Specification Information

Style Number	U.S. Base Price
:	:
:	:

### High-Pressure Laminate

N3LPINT	\$3405
:	:

### Composite Veneer Group 1

N3LPINT	\$4495
:	:

### Wood Group 1

N3LPINT	\$4495
:	:



**For Canadian Pricing**  
Multiply U.S. Price by the Canadian price factor.  
▶ See page 1 for details.



# Surface Materials

## Resources

For more information about surface materials, refer to the following resources:

**Additional surface materials specification tools** are available to assist you in the specification process—the Surface Materials Binders.

**The global surface materials palette** is a core collection of finishes that is available across multiple geographies (Americas/EMEA – Europe, Middle East, and Africa/APAC – Asia Pacific) and on global product lines, where applicable. For a list of finishes included in the offering, see the *Surface Materials Reference Manual*. Additional details, like product approvals by geography and finish number conversions, can also be found in the *Surface Materials Reference Manual* or see [steelcase.com/surface-materials](http://steelcase.com/surface-materials).

## Surface Materials Binders

- *Surface Materials Reference Manual*
- A complete set of swatch cards for hard surfaces, vertical surface fabrics, and seating upholstery

## Paint

### Steelcase Surfaces

#### Price Group 1

- Applies to:
- Steel legs

#### Textured Paint

- 7207 Black
- 7225 Sand
- 7237 Slate **E**
- 7238 Fieldstone
- 7239 Midnight
- 7241 Arctic White
- 7243 Seagull
- 7250 Sterling Dark Solid
- 7360 Merle

#### Price Group 2

##### Smooth Metallic Paint

- 4743 Mineral Metallic
- 4750 Champagne Metallic
- 4798 Sterling Metallic
- 4799 Platinum Metallic
- 4803 Near Black Metallic

##### Textured Metallic Paint

- 7245 Carbon Metallic
- 7246 Midnight Metallic

#### Price Group 3

##### Accent Paint

- 1ATG Rose Quartz
- 4AV3 Blue Jay
- 4AV4 Baltic
- 4AX1 Citron
- 4AY2 Chili
- 4AZ5 Marlin
- 4CL1 Dark Olivine
- 4CL2 Ice Blue
- 4CL3 Aura
- 4CL4 Sea Glass
- 4CL5 Light Matcha
- 4CL6 Terra
- 4CL7 Sandstone
- 4CL8 Smokey Plum
- 4CZ5 Honey
- 4CZ6 Lagoon
- 4CZ8 Light Peacock

##### Coatings

- 1ATT Cast Shadow

##### Lux Coatings

- 4B20 Obsidian
- 4B22 Matte Brass
- 4B23 Burnished Bronze
- 4B24 Night Bronze
- 4B25 Matte Copper
- 4B26 Smoked Mica
- 4B29 Cast Iron

Applies to:

- Power modules

#### Price Group 1

##### Textured Paint

- 7360 Merle

#### Price Group 2

##### Smooth Metallic Paint

- 4799 Platinum Metallic

## Custom Surfaces

### Price Group 3

- Applies to:
- Steel legs

#### PerfectMatch

PerfectMatch is a service that allows you to create your own paint color. Refer to the *Surface Materials Reference Manual* for more information about this program.

## Accessory Paint

### Steelcase Surfaces

Applies to:

- Power modules
- 4140 Arctic White Gloss
- 4144 Black Gloss

## Laminate

- Applies to:
- Table tops

### Steelcase Surfaces

#### High-Pressure Laminate

##### Price Group 1

##### Fiber Laminate

- 2850 Vanadium Fiber
- 2854 Vellum Fiber **E**
- 2860 Granite Fiber
- 2862 Stucco Fiber **E**

##### Micro Laminate

- 2920 Marl Micro
- 2921 Gypsum Micro
- 2922 Clay Micro

##### Patina Laminate

- 2870 Blonde Bronze Patina
- 2873 Instant Iron Patina

##### Solid Laminate

- 2722 Cream **E**
- 2730 Arctic White
- 2746 Black
- 2759 Warm White
- 2811 Mist **E**
- 2883 Seagull
- 2884 Milk
- 2885 Dune
- 2HAA Persian Salt
- 2HAB Rose
- 2HAC Indigo
- 2HAD Green Citrine
- 2HAE Dark Olivine
- 2HAF Cloudy
- 2HMG Merle
- 2HWU Clay
- 2HWW Chalk

#### Speckle Laminate

- 2820 Coffee Speckle **E**
- 2823 Driftwood Speckle
- 2824 Smoke Speckle
- 2825 Vanadium Speckle

*Tip: Some wood veneer finishes and woodgrain laminates share the same name. Because of the difference in materials, veneers and laminates of the same name are not an exact match but do coordinate with each other.*

#### Woodgrain Laminate

- 2406 Clear Cherry **E**
- 2409 Clear Maple
- 2410 Graphite Walnut
- 2412 Natural Cherry
- 2422 Medium Cherry
- 2511 Winter on Maple
- 2535 Virginia Walnut
- 2536 Blackwood **E**
- 2538 Clear Walnut
- 2592 Blonde on Maple **E**
- 2714 Natural Walnut **E**
- 2HAK Clear Oak
- 2HAN Ash Noce
- 2HAT Acacia
- 2HAW Ash Wenge
- 2HBN Bisque Noce
- 2HBW Bisque Wenge
- 2HCN Clay Noce
- 2HCW Clay Wenge
- 2HSN Storm Noce
- 2HSW Storm Wenge
- 2HWA Grey Kingswood
- 2HWB Planked Walnut
- 2HWD Resolute Walnut
- 2HWE Natural Recon
- 2HWF Smoked Walnut

#### Price Group 2

##### Textured Laminate

- 2TH2 Fawn Cypress
- 2TH4 Saddle Oak
- 2TH5 Veranda Teak
- 2TH7 Walnut Heights
- 2UH1 Reclaimed Aggregate
- 2UH2 Reclaimed Gravel
- 2UH4 Cement\*
- 2UH6 Sheetrock

*\*2UH4 Cement has limited availability, determined by product sizing and/or options.*

## Custom Surfaces

### Open Line Laminate (OLL)

This service allows you to order non-standard laminate at an additional processing fee of \$102 U.S. per unit, plus the cost of the laminate.

High-Pressure Laminate pricing does not include premium or digitally printed patterns from any suppliers. Laminate cost may also vary for basic or standard laminates from other suppliers. Please contact the OLL consultant at 616.475.2426 for pricing. The cost of the laminate will be added to your invoice as a separate line on the acknowledgement.

When processing orders for Open Line laminate, specify 2900 in the laminate finish field and enter the OLL manufacturer information. Enter the required edge finish as you would a standard laminate.

### Laminate Approval and Material Requirements

To confirm whether a particular laminate has already been tested for use on a specific Steelcase product or to determine material square foot requirements:

- Visit [www.steelcase.com](http://www.steelcase.com)

**For additional information**, refer to the *Steelcase Surface Materials Reference Manual*.

## Wood Stain

Applies to:

- Wood legs
- 3860 Espresso
- 3861 Natural Beech

**E** = Established

## Wood

- Applies to:
- Table tops

Steelcase carefully selects veneer and solid wood for consistent color and grain structure. Wood is a natural material and variations will occur in color, grain and texture. These variations are part of the inherent natural beauty of wood and are not considered defects.

All wood products will darken with age and exposure to ultraviolet light. This is especially apparent with cherry and maple veneer. We recommend that desk accessories be rearranged periodically to ensure even aging of wood surfaces.

When storing your wood furniture, please follow the following guidelines:

- Do not store products in trailers
- Store products in areas that simulate office temperatures (60°F to 90°F)
- Store products in areas that maintain constant, office-like humidity levels
- Keep product away from light. Cover products to make sure they are not exposed to light.

## Steelcase Surfaces

**Veneers** are matched for proper balance and consistency. Veneers are available flat cut or quarter cut, except for Oak, which is rift cut. Refer to the *Surface Materials Reference Manual* for descriptions of each cut.

**Open-pore finish** is a medium gloss finish that leaves the wood grain texture visible to the eye and distinguishable to the touch.

## Veneer

### Wood Group 1

#### Flat-Cut Open-Pore

- 3062 FC/OP Graphite Walnut
- 3402 FC/OP Clear Cherry (Aged)
- 3412 FC/OP Natural Cherry **E**
- 3422 FC/OP Medium Cherry
- 3522 FC/OP Clear Maple
- 3592 FC/OP Blonde on Maple **E**
- 3702 FC/OP Clear Walnut
- 3712 FC/OP Natural Walnut
- 3752 FC/OP Medium Walnut **E**
- 3762 FC/OP Dark Walnut
- 3772 FC/OP Medium Mahogany on Walnut

#### Flat-Cut Open-Pore, Natural Veneer

- 3342 FC/OP Black Walnut
- 35A2 FC/OP Blanch Maple
- 37A2 FC/OP Thunder Walnut

### Quarter-Cut Open-Pore

- 3042 QC/OP Ash **E**
- 3222 QC/OP Clear Maple
- 3292 QC/OP Blonde on Maple **E**
- 3302 QC/OP Clear Walnut
- 3312 QC/OP Natural Walnut
- 3352 QC/OP Medium Walnut **E**
- 3362 QC/OP Dark Walnut
- 3372 QC/OP Medium Mahogany on Walnut
- 3382 QC/OP Graphite Walnut

### Quarter-Cut Open-Pore, Natural Veneer

- 32A2 QC/OP Blanch Maple
- 33A2 QC/OP Thunder Walnut
- 3392 QC/OP Black Walnut

### Rift-Cut Open-Pore

- 3602 RC/OP Desert Oak

### Rift-Cut Full-Fill, Natural Veneer

- 36A2 RC/OP Volcanic Oak

## Wood Group 3

### Flat-Cut Open-Pore, Natural Veneer

- 3082 FC/OP Washed Walnut

## Wood Group 1

### Open-Pore Planked Veneer

- 3P41 OP Planked Cherry
- 3P51 OP Planked Maple
- 3P61 OP Planked Oak
- 3P71 OP Planked Walnut
- 3VFX OP Unmarked Oak

*Tip: Known for its uniqueness, planked veneer has intentional and natural variations that include, but are not limited to: character marks, grain pattern, color, and natural color aging.*

## Full-Fill

**Full-fill finish** is a medium-gloss finish that completely fills the grain texture, yet allows the grain pattern to be seen. The wood has a lustrous, satiny look, and it is smooth to the touch. This finish is available on the wood worksurface or field-installed top only.

## Wood Group 2

### Flat-Cut Full-Fill

- 3064 FC/FF Graphite Walnut
- 3404 FC/FF Clear Cherry (Aged)
- 3414 FC/FF Natural Cherry **E**
- 3424 FC/FF Medium Cherry
- 3524 FC/FF Clear Maple
- 3544 FC/FF Blonde on Maple **E**
- 3704 FC/FF Clear Walnut
- 3714 FC/FF Natural Walnut
- 3754 FC/FF Medium Walnut **E**
- 3764 FC/FF Dark Walnut
- 3774 FC/FF Medium Mahogany on Walnut

### Flat-Cut Full-Fill, Natural Veneer

- 3734 FC/FF Black Walnut

### Quarter-Cut Full-Fill

- 3224 QC/FF Clear Maple
- 3294 QC/FF Blonde on Maple **E**
- 3304 QC/FF Clear Walnut
- 3314 QC/FF Natural Walnut
- 3354 QC/FF Medium Walnut **E**
- 3364 QC/FF Dark Walnut
- 3374 QC/FF Medium Mahogany on Walnut
- 3384 QC/FF Graphite Walnut

### Quarter-Cut Full-Fill, Natural Veneer

- 3394 QC/FF Black Walnut

### Rift-Cut Full-Fill

- 3604 RC/FF Desert Oak

## Wood Group 3

### Flat-Cut Full-Fill, Natural Veneer

- 3084 FC/FF Washed Walnut

## Premium Veneers

A selection of Premium veneers in this collection are available on most Steelcase brand products. The collection will be available as close to standard leadtimes as possible. However, because adequate supplies of veneer and solids must be secured, all orders will be scheduled individually. Leadtimes will vary based on Premium veneer and Premium solids availability at the time the order is placed. The collection is available as Wood Group 3 as part of our Select Surfaces program, and supported like standard veneers to make ordering easy. Please see the Steelcase surface materials section on [village.steelcase.com](http://village.steelcase.com) for sample information and product line availability. All premium veneers are in clear-coat.

## Wood Group 3

### Quarter-Cut Open-Pore

- 3832 QC/OP Figured Anegre

## Select Surfaces

### Composite Veneer

Composite veneers are an engineered wood intended to create specific grain patterns and characteristics. They are pre-stained and finished with Steelcase's Clarity water-borne UV topcoat, which protects the environment while providing durability and clarity. Only open-pore finishes are available on composite wood. Composite veneer and matching edge bands are available on most Steelcase brand products. Composites, for use as a solid nosing substitute, are not available. Steelcase does not recommend mixing composite veneers with natural solid nosings because composite and natural wood grain and color matching are rarely compatible. Composite veneers are available as Wood Group 1 pricing as part of our Select Surfaces program.

**E** = Established

**Composite Veneer Group 1**

**Composite Flat-Cut Open-Pore**

- 3JDX FC/OP Oak Composite
- 3JXX FC/OP Walnut Composite
- 3LAX FC/OP Graphite on Oak Composite
- 3LCX FC/OP Medium Cherry on Cherry Composite

**Composite Quarter-Cut Open-Pore**

- 3F8X QC/OP European Walnut Composite
- 3GGX QC/OP Zebano Composite
- 3HGX QC/OP Oak Composite
- 3HVX QC/OP Walnut Composite
- 3LBX QC/OP Clear Walnut on Walnut Composite
- 3LDX QC/OP Natural Walnut on Walnut Composite
- 3ZNX QC/OP Night Cerused Oak Composite

**Composite Veneer Group 2**

**Composite Flat-Cut Open-Pore**

- 3LHX FC/OP Espresso on Walnut Composite

**Composite Quarter-Cut Open-Pore**

- 3LEX QC/OP Desert Oak on Oak Composite
- 3LGX QC/OP Chai on Walnut Composite
- 3LJX QC/OP Ebony on Walnut Composite

**Plastic**

**Steelcase Surfaces**

Applies to:

- 3 mm edge profile tables with High-Pressure Laminate

- 6000 Black
- 6009 Arctic White
- 6034 Natural Cherry
- 6036 Medium Cherry
- 6037 Winter on Maple
- 6038 Blonde on Maple **E**
- 6041 Natural Walnut **E**
- 6052 Milk
- 6053 Seagull
- 6169 Stone
- 6170 Mocha
- 61AA Persian Salt
- 61AB Rose
- 61AC Indigo
- 61AD Green Citrine
- 61AE Dark Olivine
- 61AF Cloudy
- 6213 Acacia
- 6219 Clear Oak
- 6231 Graphite Walnut
- 6237 Clear Maple
- 6242 Virginia Walnut
- 6243 Blackwood **E**
- 6245 Clear Walnut
- 6249 Platinum Solid
- 6271 Plywood
- 6527 Merle
- 6619 Ice **E**
- 6631 Cream **E**
- 6635 Dawn **E**
- 6636 Mist
- 6654 Sand
- 6655 Warm White
- 6695 Midnight
- 6697 Fog
- 6698 Fieldstone
- 66WA Grey Kingswood
- 66WB Planked Walnut
- 66WD Resolute Walnut
- 66WE Natural Recon
- 66WF Smoked Walnut
- 66WU Clay
- 66WV Chalk
- 6703 Ash Wenge
- 6704 Storm Wenge
- 6705 Bisque Wenge
- 6706 Clay Wenge
- 6707 Ash Noce
- 6708 Bisque Noce
- 6709 Clay Noce
- 6710 Storm Noce
- 6T02 Fawn Cypress
- 6T04 Saddle Oak
- 6T05 Veranda Teak
- 6T07 Walnut Heights
- 6T08 Aggregate
- 6T09 Gravel
- 6T10 Cement
- 6T12 Sheetrock

**E** = Established

---

# Campfire

*Tip: To see the rest of the Campfire Collection including Campfire Lounge, Pouf, Ottoman, and Wedges, please refer to the Seating Specification Guide.*



## Statement of Line 72



### Understanding

Big Table	74
Mobile Storage Cabinet	76
Paper Table and Personal Table	77
Skate Table and Slim Table	78
Big Lamp	80
Anchor Bracket	81



### Specifying

#### Big Tables

Big Tables	82
Big Tables with Trough	83
Big Tables with Grommets	84
Big Tables—Half Depth	85
Table Accessories	86
Mobile Storage Cabinets	87

#### Occasional Tables

Paper Table and Accessories	88
Personal Table	90
Slim Table	91
Skate Table	93

#### Accessories

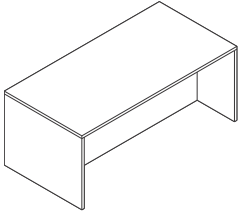
Big Lamp	94
Vertical Cord Cover	94
Receptacles	95
Anchor Bracket	96



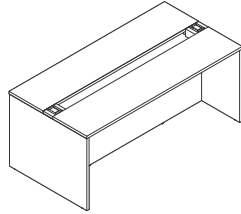
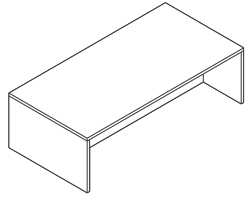
## Surface Materials 98

# Statement of Line

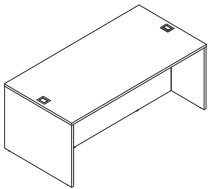
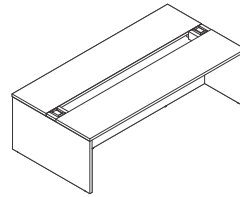
## Big Tables



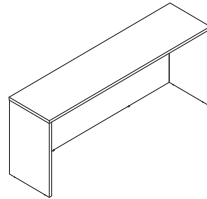
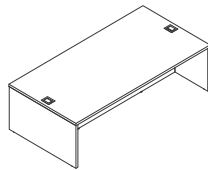
**Big Tables**  
Understanding  
▶ Page 74  
Specifying  
▶ Page 82



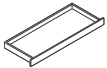
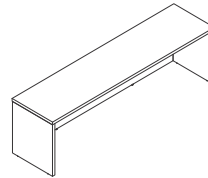
**Big Tables with Trough**  
Understanding  
▶ Page 74  
Specifying  
▶ Page 83



**Big Tables with Grommets**  
Understanding  
▶ Page 74  
Specifying  
▶ Page 84



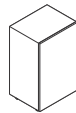
**Big Tables — Half Depth**  
Understanding  
▶ Page 74  
Specifying  
▶ Page 85



**Table Drawer**  
Understanding  
▶ Page 74  
Specifying  
▶ Page 86



**Center Rail**  
Understanding  
▶ Page 75  
Specifying  
▶ Page 86



**Mobile Storage Cabinets**  
Understanding  
▶ Page 76  
Specifying  
▶ Page 87



## Occasional Tables



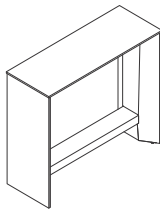
### Paper Table

Understanding  
 ▶ Page 77  
 Specifying  
 ▶ Page 88



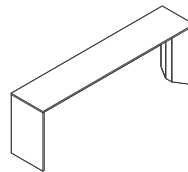
### Personal Table

Understanding  
 ▶ Page 77  
 Specifying  
 ▶ Page 90



### Standing Height Slim Table

Understanding  
 ▶ Page 78  
 Specifying  
 ▶ Page 91



### Slim Table

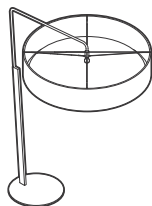
Understanding  
 ▶ Page 78  
 Specifying  
 ▶ Page 92



### Skate Table

Understanding  
 ▶ Page 78  
 Specifying  
 ▶ Page 93

## Accessories



### Big Lamp

Understanding  
 ▶ Page 80  
 Specifying  
 ▶ Page 94



### Accessories

Understanding  
 ▶ Page 75  
 Specifying  
 ▶ Page 94



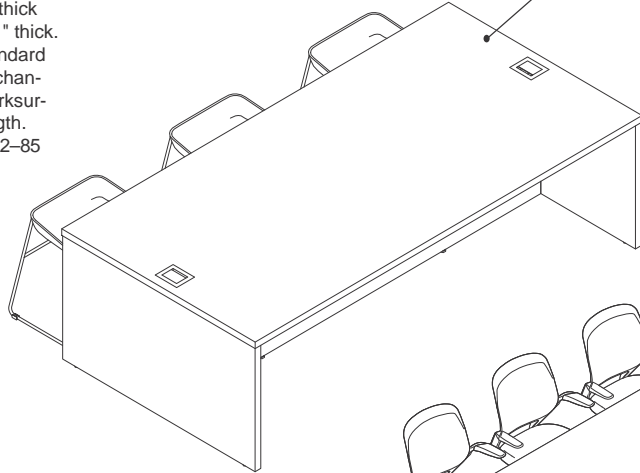
### Accessories

Understanding  
 ▶ Page 81  
 Specifying  
 ▶ Page 96

# Big Table

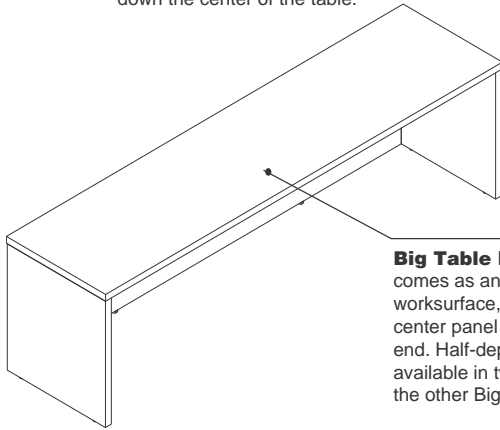
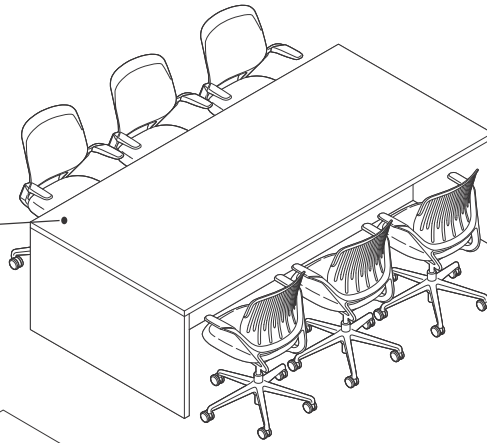
**Big Tables** are offered in Low-Pressure Laminate, High-Pressure Laminate, and veneer. Table tops and end panels are 1 3/8" thick and center panel is 1" thick. Table top comes standard with two reinforcing channels built into the worksurface for added strength.

► Specifying, pages 82–85



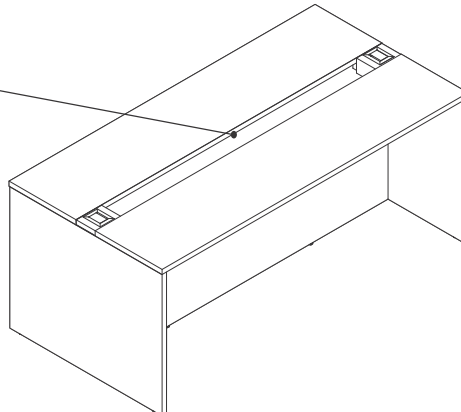
**Big Tables** are available at seating height of 28" high or standing height of 40" high.

**Big Tables** are available with an uninterrupted worksurface, uninterrupted worksurface with pop-up power, or Big Tables can be specified with a split worksurface top with a trough that runs down the center of the table.

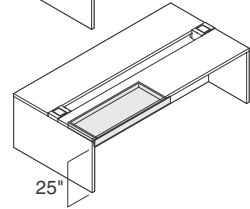
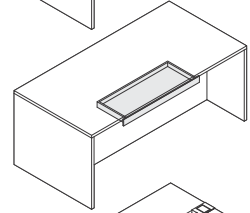
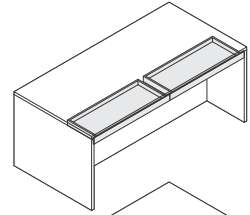


**Big Table Half Depth** comes as an uninterrupted worksurface, where the center panel is moved to the end. Half-depth tables are available in two heights like the other Big Tables.

**Big Table Trough** has a 10" depth, with a 6" open inside the split worksurface and 2" open each side underneath the Big Table worksurface.

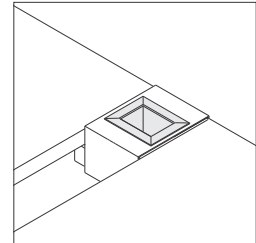


## Product Details



25"

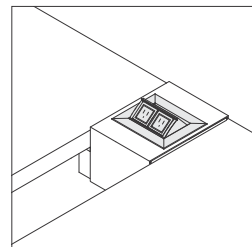
**Low-Pressure Laminate Table Drawer** is 3"D x 48"W, can be placed in three locations on either side of the Big Table and Big Table with Trough. Trough must be ordered separately. *Tip: When used on a 28"H Big Table knee clearance will be reduced by 3".*



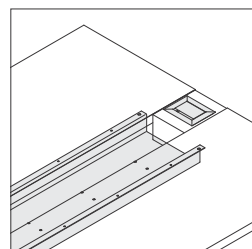
**Flip grommets** come standard on each end of Big Table with Trough when power is not optioned.

## Actual Dimensions

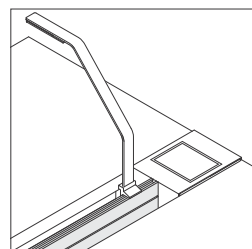
<b>Depth</b>	24" or 48"
<b>Width</b>	96"
<b>Height</b>	28" or 40"



**Two Receptacles for power (TS4TPWR)** are available in place of the standard grommet on each end.

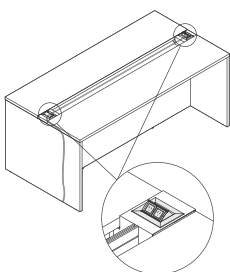


**Big Table trough** is a painted platinum open steel technology tray that allows for cable management. Either end of the trough comes standard with grommet that has a flip-top panel for access to route cables. Trough comes standard on split worksurface.

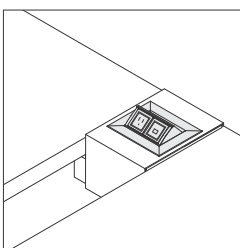


**Optional anodized aluminum table Center Rail** installs in the table trough and allows for SOTO rail accessories. Can be ordered separately.

## Wiring and Cabling

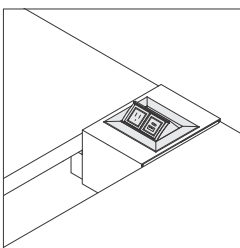


**Dual power, data, and USB solutions** are available as a standard option or field installed. 15-amp, one-circuit power solution with a 10' cord is standard. TS4TPWR, TS4TPWRD, and TS4TPWRUSB require one building outlet and provide four user outlets. When ordering data TS4TPWRD, user will get one outlet and one data opening on each end.

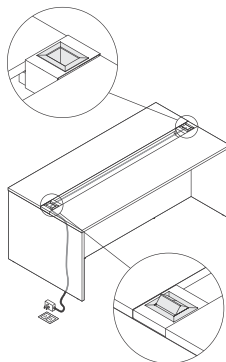


**One receptacle and one data (TS4TPWRD)** are available in place of the standard grommet on each end.

*Tip: Includes open data port. Communication voice/data jacks are customer provided.*



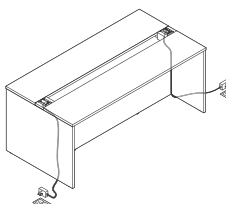
**One receptacle and one USB A+C (TS4TPWRUSB)** are available in place of the standard grommet on each end.



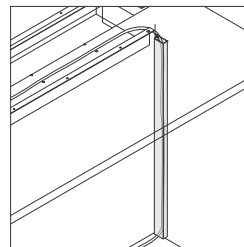
**Single power, data, and USB solutions** are also available for field installation. They replace one of the standard grommets. 15-amp, one-circuit power solution with a 10' cord is standard. TS4TPWR1 and TS4TPWRD1 provide a lower cost solution that requires one building outlet and provides two user outlets. When ordering data TS4TPWRD1, user will get one outlet and one data opening.

**Two receptacle (TS4TPWR1)** replaces one of the standard grommets.

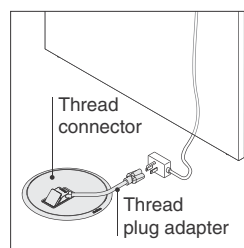
**One receptacle/one data (TS4TPWRD1)** replaces one of the standard grommets.



**When using two single power, data, and USB solutions**, a second building outlet is required.



**Vertical Cord Covers (TS4TVWM28 and TS4TVWM40)** come in two heights, 28"H and 40"H. Vertical Cord Covers are used to route electrical cords vertically on Big Table with Trough.



## Thread Power Application

When using Thread power solutions in conjunction with Big Table power, please specify the following Thread power options to create a connection for Big Table power options to Thread power system:

- **Thread connector (PFLCNCTR)** Please note there are one-door and two-door options available.

- **Thread plug adapter (PFLADPTR)** Thread plug adapter is needed to connect Big Table power plug to Thread power system.

▶ See *Architectural Solutions Specification Guide*.

## Surface Materials

### Big Table

- Low-Pressure Laminate
- High-Pressure Laminate
- Veneer

### Table Drawer

- Low-Pressure Laminate

### Big Table Trough

- 4799 Platinum Metallic

### Electrical/communication components

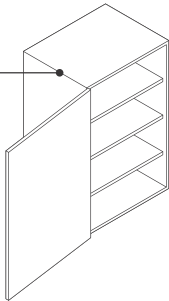
- Paint

### Vertical wire management

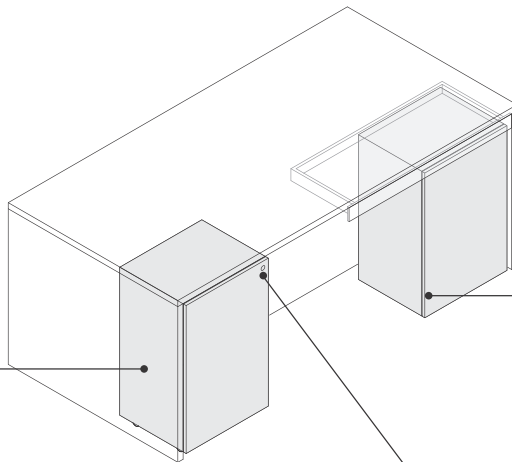
- Black plastic

# Mobile Storage Cabinet

**Mobile Storage Cabinets** are offered as left-hand or right-hand units in Low-Pressure Laminate with two adjustable shelves. ▶ Specifying, page 87



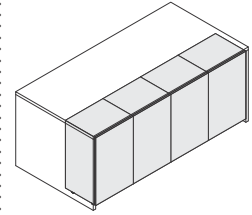
**Storage Cabinets** can be used with 40"H Big Tables and Big Tables with Trough or as freestanding storage units.



**Mobile Storage Cabinets** ship standard with casters. When Mobile Storage Cabinets are intended to be used underneath a Table Drawer, the glide option will need to be selected to provide enough clearance underneath the drawer.

**Storage Cabinets** have an optional front-removable lock.

## Product Details



**Up to four Mobile Storage Cabinets** can fit up to four per side underneath a Big Table.

**Cabinet Stop Brackets** are available through Service Parts (TS4C025SR) to assure that the cabinets are aligned with the Big Table edge.

## Surface Materials

### Mobile Storage Cabinets

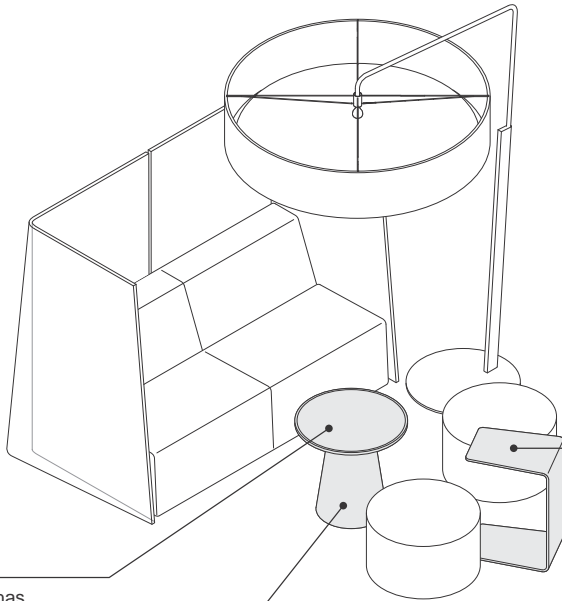
- Low-Pressure Laminate

## Actual Dimensions

<b>Depth</b>	18½"
<b>Width</b>	23"
<b>Height (with casters)</b>	38"
<b>Height (with glides)</b>	35"

# Paper Table and Personal Table

Paper Table and Personal Table

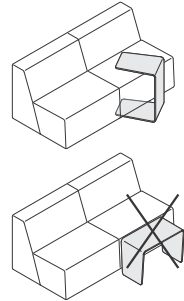


- Paper Table** has three top configurations:
- Paper (installed over steel table top tray)
  - Glass (installed over steel table top tray)
  - Steel table top tray
  - ▶ Specifying, page 88

**Paper Table** is constructed with laminate base, plastic rotating table top, and steel table top tray.

**Personal Table** is made from bent poplar wood with a natural edge finish. It nests underneath Campfire Lounges and can be used for a writing surface or laptop.  
*Tip: The Personal Table is not intended to be sat or stood on.*  
 ▶ Specifying, page 90

## Product Details



**Personal Table** is designed to be used in the vertical position only.

## Surface Materials

- Paper Table base**
- High-Pressure Laminate
    - 2535 Virginia Walnut
    - 2536 Blackwood
    - 2538 Clear Walnut
    - 2HAK Clear Oak

- Paper Table rotating table top**
- Plastic: arctic white

- Paper Table top tray**
- Steel: arctic white paint

- Personal Table**
- High-Pressure Laminate:
    - 2535 Virginia Walnut
    - 2730 Arctic White
    - 2HAT Acacia
  - Open Line laminate

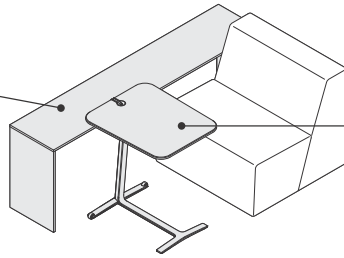
## Actual Dimensions

	Personal Table	Paper Table
Depth	19½"	25"
Width	14"	25"
Height	26"	22½"

# Skate Table and Slim Table

**Slim Table** serves as a functional anchor at a lounge setting, providing space definition, surface for piling, and distributing power for technology.

► Specifying, page 92

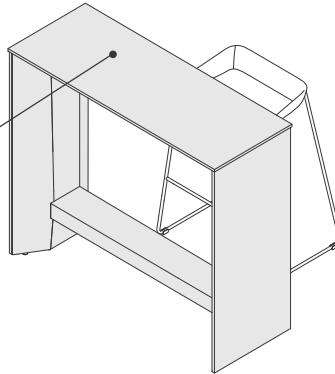


**Skate Table** is constructed of a painted steel base with 1/2" top in High-Pressure Laminate (HPL).

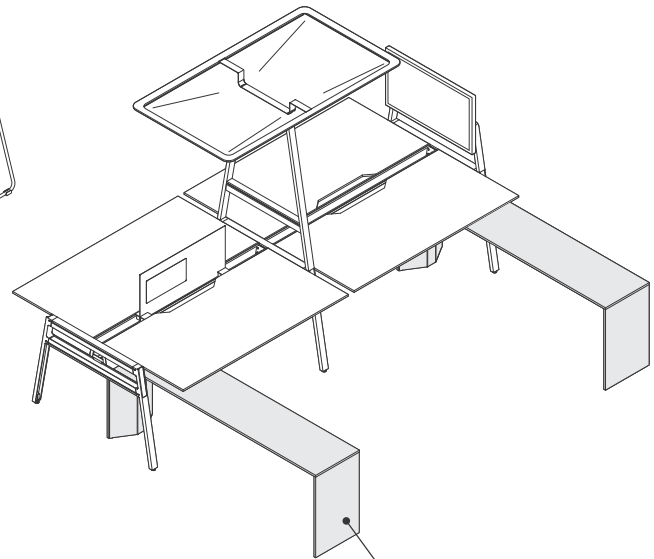
*Tip: The Skate Table is not intended to be sat on or stood on, because of these limitations it might not be appropriate for education applications.*

► Specifying, page 93

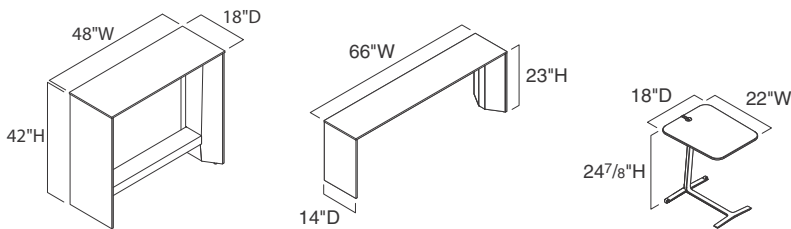
**Standing Height Slim Table** works in any environment: as a space divider, at the end of a bench run, in front of a meeting room, near a classroom, or as a stand-alone piece. Its shallow width maximizes available real estate.



**Standing Height Slim Table** is constructed of a painted steel frame with 1/2" top and side panels in Low-Pressure Laminate (LPL), High-Pressure Laminate (HPL), or select veneers.



**Slim Table** is constructed of a painted steel frame with 1/2" top and side panels in Low-Pressure Laminate (LPL), High-Pressure Laminate (HPL), or select veneers.

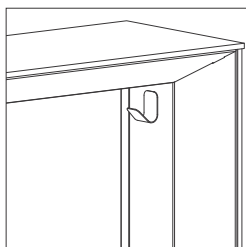


## Actual Dimensions

	Standing Height Slim Table	Slim Table	Skate Table
Depth	18"	14"	18"
Width	48" or 60"	66"	22"
Height	42"	23"	24 <sup>7</sup> / <sub>8</sub> "
Weight	109 lbs. or 121 lbs.	43 <sup>1</sup> / <sub>2</sub> lbs.	10 <sup>1</sup> / <sub>2</sub> lbs.

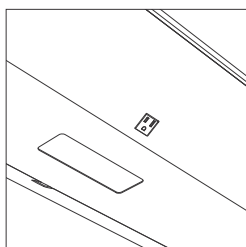
**Product Details**

**Standing Height Slim Table** serves as a short-term workstation and supports a breadth of applications.



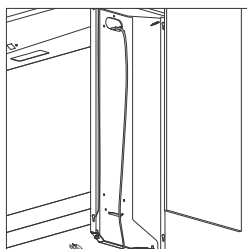
**Standing Height Slim Table** has built-in power on each side that keeps devices charged, and bag hooks provide a space for personal belongings.

**The integrated footshelf** facilitates a shift in weight for comfort and well-being, and can be specified with contrasting paint.

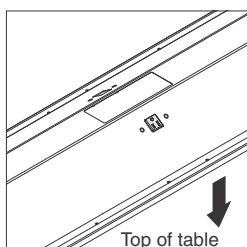


**Standing Height Slim Table** comes equipped with two receptacles in the middle of each side of the table, with various configurations available:

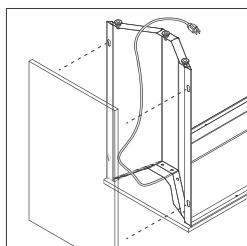
- Standard: two simplex receptacles
- Power + USB: one simplex receptacle and one simplex receptacle with two USB ports
- Power + USB-C: one simplex receptacle and one simplex receptacle with one USB C port



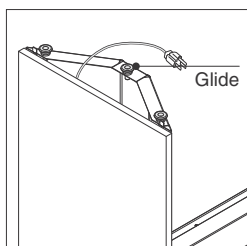
**The power cord** has approximately 66" (5½') of length from the bottom of the Standing Height Slim Table to reach a power outlet.



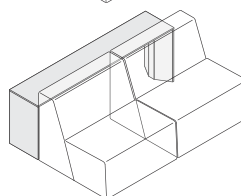
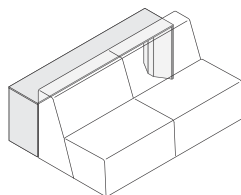
**Slim Table** comes equipped standard with two platinum simplex 15-amp power receptacles in the middle of each side of the table.



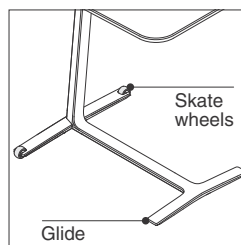
**The power cord** has 78" (6½ feet) of length from the bottom of the Slim Table to reach a power outlet.



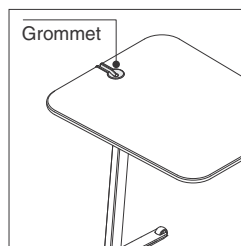
**Glides** are self leveling, three on either side of the Slim Table and are not adjustable.



**The Slim Table's 66" width** fits perfectly behind a Big Lounge or two Half Lounges.



**Skate Table** comes equipped with two hard plastic glides on the front of the table base, but also two skate wheels on the back of the table base for easy maneuvering.



**Skate Table** has a Merle plastic grommet to manage cords when powering technology.

**Surface Materials****Slim Table**

- Low-Pressure Laminate
- High-Pressure Laminate
- Veneer

**Skate Table**

- High-Pressure Laminate

**Slim Table and Skate Table**

- Paint

**Standing Height Slim Table footshelf**

- Paint

**Skate Table grommet**

- 6527 Merle

**Footrest band**

- 6009 Arctic White
- 6333 Picasso
- 6335 Wasabi
- 6338 Chili
- 6527 Merle

**High-Pressure Laminate edge**

- Plastic

**Weight Capacities**

**Standing Height Slim Table:** 240 pounds

**Slim Table:** 240 pounds

**Skate Table:** 40 pounds

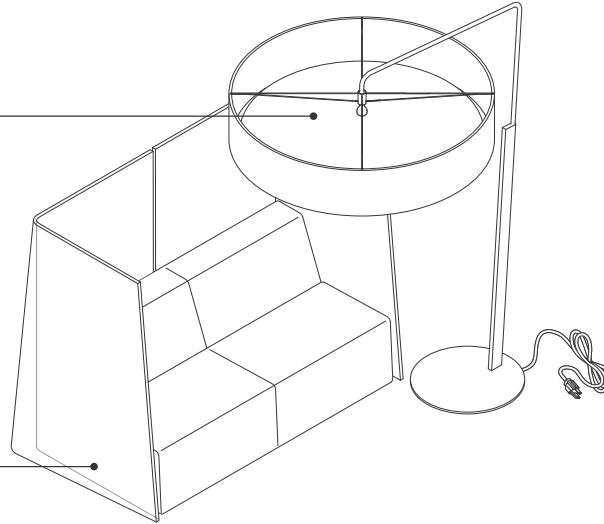
# Big Lamp

**Big Lamp** has a painted steel base with fabric lamp shade and white diffuser. At a height of 7'9", the Big Lamp can be installed in a room with an 8' high ceiling or taller. 15-amp plug with 9' electrical cord and an on/off foot switch.

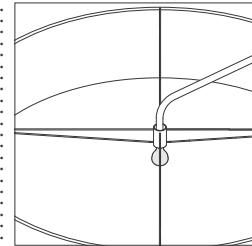
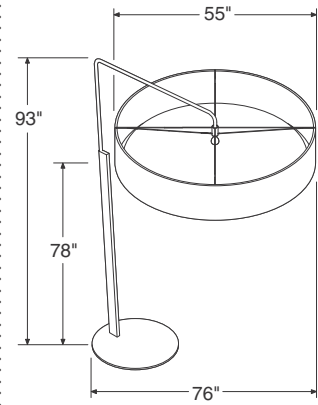
► Specifying, page 94

*Tip: Consult local fire code authorities if a Big Lamp is placed near ceiling sprinkler system.*

**Screens** are constructed with a steel frame and a mesh sock. Screens are handed. Right-hand and left-hand versions are available. ► See *Seating Specification Guide*.



## Product Details



**Light bulb** is not included. Use a 100 watt 19 incandescent bulb or 15 watt BR30 LED flood bulb. A compact fluorescent bulb may be used as long as the overall length does not exceed 4<sup>7</sup>/<sub>16</sub>".

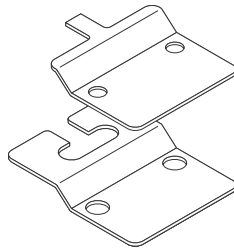
## Surface Materials

### Big Lamp

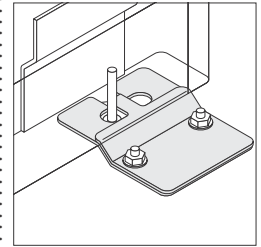
- Painted steel base
- Fabric screen and white diffuser



► Specifying, page 96



## Connections



**Attaches** to the panel glide located at the base of a panel.

**Anchors** a panel to the floor at the power entry point, such as a power pole or base power-in connection, to prevent panel movement and possible electrical wire damage.

## Surface Materials

### Anchor bracket

- Black paint only

## Application Topics

**Breakaway base power-in** may eliminate the need for an anchor bracket on a powered panel if the panel is 65"H or shorter.

# Big Tables

## Big Tables

	Standard Includes	Required to Specify
▶ Need help? Product details, page 74	<ul style="list-style-type: none"> <li>• 1 3/8"-thick worksurface center and end panel: Low-Pressure Laminate</li> <li>• 3 mm radius edge band on top sides: default color to match laminate</li> <li>• 1 mm radius edge band vertical: default color to match laminate</li> <li>• Adjustable leveling glides</li> <li>• Shipped ready to assemble</li> </ul>	1 Style number 2 Low-Pressure Laminate color number for table top, center, and end panel 3 Options, if selected (see below) ▶ See <i>Surface Materials</i> , page 98.

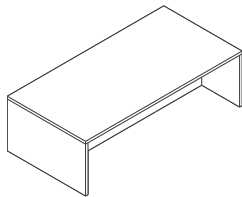
**For laminate group 2 and 3 pricing, please refer to the electronic catalog or SmartTools.**

*Tip: Contrasting finishes are limited to the primary finish (Low-Pressure Laminate with contrasting Low-Pressure Laminate, High-Pressure Laminate with contrasting High-Pressure Laminate, or veneer with contrasting veneer).*

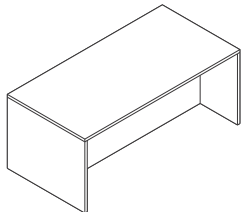
	Options	U.S. Price		Required to Specify
<b>Surface Materials</b>	<b>High-Pressure Laminate</b>	<b>28"H</b>	<b>40"H</b>	
	• High-Pressure Laminate price group 1	+\$ 872	+\$ 982	Specify High-Pressure Laminate color number.
	• High-Pressure Laminate price group 2	See information at left		Specify High-Pressure Laminate color number.
	• High-Pressure Laminate price group 3	See information at left		Specify High-Pressure Laminate color number.
	• Open Line laminate	+\$ 102 plus cost of laminate	+\$ 102 plus cost of laminate	▶ See <i>Surface Materials Reference Manual</i> .
	<b>Composite veneer</b>	<b>28"H</b>	<b>40"H</b>	
	• Composite veneer group 1	+\$2370	+\$2490	Specify composite veneer color number.
	• Composite veneer group 2	+\$2810	+\$2948	Specify composite veneer color number.
	<b>Wood veneer</b>	<b>28"H</b>	<b>40"H</b>	
	• Wood group 1	+\$2370	+\$2490	Specify wood color number.
	• Wood group 2	+\$2810	+\$2948	Specify wood color number.
	• Wood group 3	+\$3124	+\$3262	Specify wood color number.
<b>Modesty Panel</b>	• Contrasting modesty panel	+\$ 152		Specify <i>with contrasting modesty panel</i> and indicate color number.
<b>Related Products</b>	• Mobile Storage Cabinets • Table Drawer			▶ Page 87 ▶ Page 86

### Specification Information

Dimensions			Style Number	U.S. Base Price
D	W	H		
48"	96"	28"	<b>TS4TL28</b>	\$2909



48"	96"	40"	<b>TS4TL40</b>	\$3253
-----	-----	-----	----------------	--------



## Big Tables with Trough

Tip: When using Thread solutions in conjunction with Big Table power options, please specify a Thread power adapter (PFLADPTR) and a Thread connector (PFLCNCTR).

▶ See Architectural Solutions Specification Guide

Standard Includes	Required to Specify
<ul style="list-style-type: none"> <li>▶ Need help? Product details, page 74</li> <li>1 3/8"-thick worksurface center and end panel: Low-Pressure Laminate</li> <li>3 mm radius edge band on top sides: default color to match laminate</li> <li>1 mm radius edge band vertical: default color to match laminate</li> <li>Technology trough: 4799 Metallic Platinum</li> <li>Grommet on each end of trough: paint</li> <li>Adjustable leveling glides</li> <li>Shipped ready to assemble</li> </ul>	<ol style="list-style-type: none"> <li>1 Style number</li> <li>2 Low-Pressure Laminate color number for table top, center, and end panel</li> <li>3 Paint color number for grommet</li> <li>4 Options, if selected (see below)</li> </ol> <p>▶ See <i>Surface Materials</i>, page 98.</p>

Tip: Trough is 10" in diameter.

**For laminate group 2 and 3 pricing, please refer to the electronic catalog or SmartTools.**

Options	U.S. Price		Required to Specify
<b>Surface Materials</b>	<b>High-Pressure Laminate</b>	<b>28"H</b>	<b>40"H</b>
<ul style="list-style-type: none"> <li>High-Pressure Laminate price group 1</li> <li>High-Pressure Laminate price group 2</li> <li>High-Pressure Laminate price group 3</li> <li>Open Line laminate</li> </ul>	<ul style="list-style-type: none"> <li>+\$ 741</li> <li>See information at left</li> <li>See information at left</li> <li>+\$ 102 plus cost of laminate</li> </ul>	<ul style="list-style-type: none"> <li>+\$ 846</li> <li>See information at left</li> <li>+\$ 102 plus cost of laminate</li> </ul>	<ul style="list-style-type: none"> <li>Specify High-Pressure Laminate color number.</li> <li>Specify High-Pressure Laminate color number.</li> <li>Specify High-Pressure Laminate color number.</li> <li>▶ See <i>Surface Materials Reference Manual</i>.</li> </ul>

Options	U.S. Price		Required to Specify
<b>Composite veneer</b>	<b>28"H</b>	<b>40"H</b>	
<ul style="list-style-type: none"> <li>Composite veneer group 1</li> <li>Composite veneer group 2</li> </ul>	<ul style="list-style-type: none"> <li>+\$2241</li> <li>+\$2711</li> </ul>	<ul style="list-style-type: none"> <li>+\$2355</li> <li>+\$2842</li> </ul>	<ul style="list-style-type: none"> <li>Specify composite veneer color number.</li> <li>Specify composite veneer color number.</li> </ul>

Options	U.S. Price		Required to Specify
<b>Wood veneer</b>	<b>28"H</b>	<b>40"H</b>	
<ul style="list-style-type: none"> <li>Wood group 1</li> <li>Wood group 2</li> <li>Wood group 3</li> </ul>	<ul style="list-style-type: none"> <li>+\$2241</li> <li>+\$2711</li> <li>+\$3028</li> </ul>	<ul style="list-style-type: none"> <li>+\$2355</li> <li>+\$2842</li> <li>+\$3158</li> </ul>	<ul style="list-style-type: none"> <li>Specify wood color number.</li> <li>Specify wood color number.</li> <li>Specify wood color number.</li> </ul>

Options	U.S. Price		Required to Specify
<b>Paint</b>			
<ul style="list-style-type: none"> <li>Paint price group 1</li> <li>Paint price group 2</li> <li>Paint price group 3</li> </ul>	<ul style="list-style-type: none"> <li>No cost</li> <li>+\$ 23</li> <li>+\$ 35</li> </ul>		<ul style="list-style-type: none"> <li>Specify paint color number.</li> <li>Specify paint color number.</li> <li>Specify paint color number.</li> </ul>

Options	U.S. Price		Required to Specify
<b>Modesty Panel</b>			
<ul style="list-style-type: none"> <li>Contrasting modesty panel</li> </ul>	<ul style="list-style-type: none"> <li>+\$ 152</li> </ul>		<ul style="list-style-type: none"> <li>Specify with <i>contrasting modesty panel</i> and indicate color number.</li> </ul>

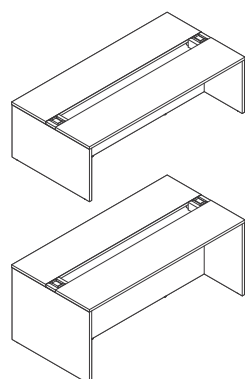
Options	U.S. Price		Required to Specify
<b>Receptacles</b>			
<ul style="list-style-type: none"> <li>Pop-up receptacle: set of 2 power on each end</li> <li>Pop-up receptacle: set of 1 power, 1 data on each end</li> <li>Pop-up receptacle: set of 1 power, 1 USB A+C at each end</li> </ul>	<ul style="list-style-type: none"> <li>+\$1086</li> <li>+\$1086</li> <li>+\$1248</li> </ul>		<ul style="list-style-type: none"> <li>Specify with <i>2 power receptacle</i> and specify paint color number.</li> <li>Specify with <i>1 power/1 data receptacle</i> and specify paint color number.</li> <li>Specify with <i>1 power/1 USB A+C</i> and specify paint color number.</li> </ul>

Options	U.S. Price		Required to Specify
<b>Center Rail</b>			
<ul style="list-style-type: none"> <li>Anodized aluminum</li> </ul>	<ul style="list-style-type: none"> <li>+\$ 413</li> </ul>		<ul style="list-style-type: none"> <li>Specify with <i>center rail</i>.</li> </ul>

Related Products	
<ul style="list-style-type: none"> <li>Mobile Storage Cabinets</li> <li>Table Drawer</li> <li>Receptacles</li> </ul>	<ul style="list-style-type: none"> <li>▶ Page 87</li> <li>▶ Page 86</li> <li>▶ Page 95</li> </ul>

### Specification Information

Dimensions			Style	U.S. Base
D	W	H	Number	Price
48"	96"	28"	<b>TS4TLT28</b>	\$3489
48"	96"	40"	<b>TS4TLT40</b>	\$3841



Big Tables, continued

**Big Tables with Grommets**

*Tip: If power is desired, make sure to specify one of the receptacle options. The standard Big Table with Grommets comes with an insert to cover the cutout and does not provide power.*

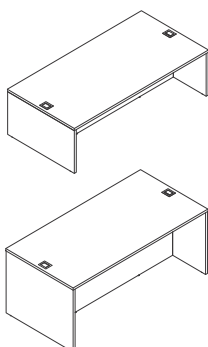
Standard Includes	Required to Specify
<ul style="list-style-type: none"> <li>▶ Need help? Product details, page 74</li> <li>• 1 3/8"-thick worksurface center and end panel: Low-Pressure Laminate</li> <li>• 3 mm radius edge band on top sides: default color to match laminate</li> <li>• 1 mm radius edge band vertical: default color to match laminate</li> <li>• Grommet on each end of trough: paint</li> <li>• Adjustable leveling glides</li> <li>• Shipped ready to assemble</li> </ul>	<ol style="list-style-type: none"> <li>1 Style number</li> <li>2 Low-Pressure Laminate color number for table top, center, and end panel</li> <li>3 Paint color number for grommet</li> <li>4 Options, if selected (see below)</li> </ol> <p>▶ See <i>Surface Materials</i>, page 98.</p>

**For laminate group 2 and 3 pricing, please refer to the electronic catalog or SmartTools.**

Surface Materials	Options	U.S. Price		Required to Specify
	<b>High-Pressure Laminate</b>	<b>28"H</b>	<b>40"H</b>	Specify High-Pressure Laminate color number. Specify High-Pressure Laminate color number. Specify High-Pressure Laminate color number. ▶ See <i>Surface Materials Reference Manual</i> .
	• High-Pressure Laminate price group 1	+\$ 812	+\$ 919	
	• High-Pressure Laminate price group 2	See information at left		
	• High-Pressure Laminate price group 3	See information at left		▶ See <i>Surface Materials Reference Manual</i> .
	• Open Line laminate	+\$ 102 plus cost of laminate	+\$ 102 plus cost of laminate	
	<b>Composite veneer</b>	<b>28"H</b>	<b>40"H</b>	Specify composite veneer color number. Specify composite veneer color number.
	• Composite veneer group 1	+\$2311	+\$2426	
	• Composite veneer group 2	+\$2764	+\$2897	
	<b>Wood veneer</b>	<b>28"H</b>	<b>40"H</b>	Specify wood color number. Specify wood color number. Specify wood color number.
	• Wood group 1	+\$2311	+\$2426	
	• Wood group 2	+\$2764	+\$2897	
	• Wood group 3	+\$3079	+\$3211	
	<b>Paint</b>			Specify paint color number. Specify paint color number. Specify paint color number.
• Paint price group 1	No cost			
• Paint price group 2	+\$ 23			
	• Paint price group 3	+\$ 35		
<b>Modesty Panel</b>	• Contrasting modesty panel	+\$ 152		Specify <i>with contrasting modesty panel</i> and indicate color number.
<b>Receptacles</b>	• Pop-up receptacle: set of 2 power on each end	+\$1086		Specify <i>with 2 power receptacle</i> and specify paint color number. Specify <i>with 1 power/1 data receptacle</i> and specify paint color number. Specify <i>with 1 power/1 USB A+C</i> and specify paint color number.
	• Pop-up receptacle: set of 1 power, 1 data on each end	+\$1086		
	• Pop-up receptacle: set of 1 power, 1 USB A+C at each end	+\$1248		
<b>Related Products</b>	• Mobile Storage Cabinets			▶ Page 87
	• Table Drawer			▶ Page 86
	• Receptacles			▶ Page 95

*Tip: Contrasting finishes are limited to the primary finish (Low-Pressure Laminate with contrasting Low-Pressure Laminate, High-Pressure Laminate with contrasting High-Pressure Laminate, or veneer with contrasting veneer).*

*Tip: Pop-up receptacles come with a 10' cord.*



Specification Information				
Dimensions			Style Number	U.S. Base Price
D	W	H		
48"	96"	28"	<b>TS4TLP28</b>	\$3196
48"	96"	40"	<b>TS4TLP40</b>	\$3544

## Big Tables—Half Depth

	Standard Includes	Required to Specify
▶ Need help? Product details, page 74	<ul style="list-style-type: none"> <li>1 3/8"-thick worksurface center and end panel: Low-Pressure Laminate</li> <li>3 mm radius edge band on top sides: default color to match laminate</li> <li>1 mm radius edge band vertical: default color to match laminate</li> <li>Adjustable leveling glides</li> <li>Shipped ready to assemble</li> </ul>	1 Style number 2 Low-Pressure Laminate color number for table top, center, and end panel 3 Options, if selected (see below) ▶ See <i>Surface Materials</i> , page 98.

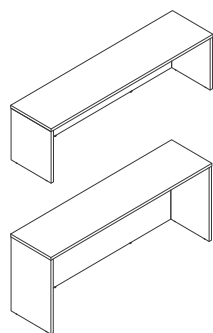
*Tip: Big Tables—Half Depth use the center panel at the end (not in the center like the other Big Tables).*

**For laminate group 2 and 3 pricing, please refer to the electronic catalog or SmartTools.**

*Tip: Contrasting finishes are limited to the primary finish (Low-Pressure Laminate with contrasting Low-Pressure Laminate, High-Pressure Laminate with contrasting High-Pressure Laminate, or veneer with contrasting veneer).*

	Options	U.S. Price		Required to Specify
<b>Surface Materials</b>	<b>High-Pressure Laminate</b>	<b>28"H</b>	<b>40"H</b>	Specify High-Pressure Laminate color number. Specify High-Pressure Laminate color number. Specify High-Pressure Laminate color number. ▶ See <i>Surface Materials Reference Manual</i> .
	• High-Pressure Laminate price group 1	+\$ 655	+\$ 730	
	• High-Pressure Laminate price group 2	See information at left		
	• High-Pressure Laminate price group 3	See information at left		
	• Open Line laminate	+\$ 102 plus cost of laminate	+\$ 102 plus cost of laminate	
	<b>Composite veneer</b>	<b>28"H</b>	<b>40"H</b>	Specify composite veneer color number. Specify composite veneer color number.
	• Composite veneer group 1	+\$2109	+\$2211	
	• Composite veneer group 2	+\$2527	+\$2653	
	<b>Wood veneer</b>	<b>28"H</b>	<b>40"H</b>	Specify wood color number. Specify wood color number. Specify wood color number.
	• Wood group 1	+\$2109	+\$2211	
	• Wood group 2	+\$2527	+\$2653	
	• Wood group 3	+\$2841	+\$2967	
<b>Modesty Panel</b>	• Contrasting modesty panel	+\$ 152		Specify <i>with contrasting modesty panel</i> and indicate color number.
<b>Related Products</b>	<ul style="list-style-type: none"> <li>Mobile Storage Cabinets</li> <li>Table Drawer</li> <li>Receptacles</li> </ul>			▶ Page 87 ▶ Page 86 ▶ Page 95

Specification Information				
Dimensions			Style Number	U.S. Base Price
D	W	H		
24"	96"	28"	<b>TS4TLH28</b>	\$2394
24"	96"	40"	<b>TS4TLH40</b>	\$2907



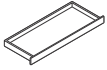
### For Canadian Pricing

Multiply U.S. Price by the Canadian price factor.

▶ See page 1 for details.

Big Tables, continued

**Table Drawer**



*Tip: If Mobile Storage Cabinet is used underneath a Table Drawer, Storage Cabinet will require the glide option instead of casters in order to clear the Table Drawers.*

Standard Includes	Required to Specify
<ul style="list-style-type: none"> <li>▶ Need help? Product details, page 74</li> <li>• Drawer: Low-Pressure Laminate</li> <li>• Black laminate drawer interior</li> <li>• Attachment hardware</li> </ul>	<ul style="list-style-type: none"> <li>1 Style number</li> <li>2 Low-Pressure Laminate color number for drawer</li> <li>▶ See <i>Surface Materials</i>, page 98.</li> </ul>

Related Products	
<ul style="list-style-type: none"> <li>• Big Table</li> <li>• Big Table with Trough</li> </ul>	<ul style="list-style-type: none"> <li>▶ Page 82</li> <li>▶ Page 83</li> </ul>

Specification Information				
• Dimensions			• Style Number	• U.S. Price
D	W	H		
18"	46"	3"	<b>TS4TLDRW</b>	\$626

**Center Rail**



Standard Includes	Required to Specify
<ul style="list-style-type: none"> <li>▶ Need help? Product details, page 75</li> <li>• Rail: anodized aluminum</li> <li>• Attachment hardware</li> </ul>	<ul style="list-style-type: none"> <li>Style number</li> </ul>

Related Products	
<ul style="list-style-type: none"> <li>• Big Table with Trough</li> </ul>	<ul style="list-style-type: none"> <li>▶ Page 83</li> </ul>

Specification Information				
• Dimensions			• Style Number	• U.S. Price
D	W	H		
3¼"	80"	4½"	<b>TS4TRAIL</b>	\$429



**For Canadian Pricing**  
 Multiply U.S. Price by the Canadian price factor.  
 ▶ See page 1 for details.

## Mobile Storage Cabinets

*Tip: Order a Cabinet Stop Bracket (TS4C025SR), available through Service Parts, to assure that the cabinets are aligned with the Big Table edge.*

*Tip: Remember to specify lock cylinder and key.*

▶ Lock and Keying, page 516

Standard Includes		Required to Specify	
▶ Need help? Product details, page 76	<ul style="list-style-type: none"> <li>Mobile Storage Cabinet: Low-Pressure Laminate</li> <li>Two, height-adjustable shelves</li> <li>Casters</li> <li>Shipped assembled</li> </ul>	1 Style number	2 Low-Pressure Laminate color number for Storage Cabinet
		3 Options, if selected (see below)	▶ See <i>Surface Materials</i> , page 98.
Options	U.S. Price	Required to Specify	
<b>Lock</b>	<ul style="list-style-type: none"> <li>9201 Polished Chrome +\$165</li> <li>9250 Ember Chrome +\$165</li> </ul>	Specify with 9201 Polished Chrome. Specify with 9250 Ember Chrome.	
<b>Glides</b>	<ul style="list-style-type: none"> <li>Glides No cost</li> </ul>	Specify with glides.	
<b>Related Products</b>	<ul style="list-style-type: none"> <li>Big Tables</li> <li>Big Tables with Trough</li> </ul>	▶ Page 82 ▶ Page 83	

### Specification Information

Dimensions			Style	U.S.
D	W	H	Number	Base Price

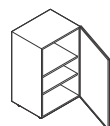
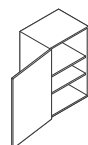
## Storage Cabinets

### Left-hand

18½"	23"	38"	<b>TS4TSLH</b>	\$1540
------	-----	-----	----------------	--------

### Right-hand

18½"	23"	38"	<b>TS4TSRH</b>	\$1540
------	-----	-----	----------------	--------



### For Canadian Pricing

Multiply U.S. Price by the Canadian price factor.

▶ See page 1 for details.

# Paper Table and Accessories

## Paper Table



Tip: If glass option is selected, standard stack of paper will be omitted.

	Standard Includes	Required to Specify
▶ Need help? Product details, page 77	<ul style="list-style-type: none"> <li>Table base: High-Pressure Laminate</li> <li>Plastic rotating table top: arctic white</li> <li>Steel table top tray: arctic white</li> <li>Stack of paper: 44 sheets</li> <li>Shipped assembled</li> </ul>	1 Style number 2 High-Pressure Laminate color number for table base: <ul style="list-style-type: none"> <li>2535 Virginia Walnut</li> <li>2536 Blackwood</li> <li>2538 Clear Walnut</li> <li>2HAK Clear Oak</li> </ul> 3 Options, if selected (see below) ▶ See <i>Surface Materials</i> , page 98.

	Options	U.S. Price	Required to Specify
<b>Paper</b>	<ul style="list-style-type: none"> <li>Omit paper</li> </ul>	-\$190	Specify <i>with omit paper</i> .
<b>Glass</b>	<ul style="list-style-type: none"> <li>Glass</li> </ul>	+\$ 27	Specify <i>with glass</i> .
<b>Related Products</b>	<ul style="list-style-type: none"> <li>Paper</li> <li>Glass</li> </ul>		▶ See below ▶ Page 89

Specification Information				
Dimensions			Style	U.S.
D	W	H	Number	Base Price
25"	25"	22½"	TS4TPT	\$1529

## Paper



	Standard Includes	Required to Specify
▶ Need help? Product details, page 77	<ul style="list-style-type: none"> <li>Paper: 44 sheets per stack</li> </ul>	Style number

Related Products	
<ul style="list-style-type: none"> <li>Paper Table</li> </ul>	▶ See above

Specification Information		
Style Number	Quantity	U.S. Price
TS4TPTP	1 stack	\$190
TS4TPTP4	4 stacks	\$385
TS4TPTP6	6 stacks	\$538



**For Canadian Pricing**  
 Multiply U.S. Price by the Canadian price factor.  
 ▶ See page 1 for details.



## Glass



Tip: Glass top can be used as a markerboard surface.

Standard Includes	Required to Specify
-------------------	---------------------

- |                                       |                  |              |
|---------------------------------------|------------------|--------------|
| ▶ Need help? Product details, page 77 | • Tempered glass | Style number |
|---------------------------------------|------------------|--------------|

Related Products
------------------

- |               |           |
|---------------|-----------|
| • Paper Table | ▶ Page 88 |
|---------------|-----------|

Specification Information	
---------------------------	--

Style Number	U.S. Price
TS4TPTG	\$232



**For Canadian Pricing**

Multiply U.S. Price by the Canadian price factor.

▶ See page 1 for details.

# Personal Table



*Tip: The Personal Table is not intended for seating purposes, and has a load limit of 40 pounds.*

*Tip: When ordering Open Line laminate patterns, patterns will not align between tables.*

Standard Includes	Required to Specify
-------------------	---------------------

<ul style="list-style-type: none"> <li>▶ Need help? Product details, page 77</li> <li>• Personal Table: High-Pressure Laminate</li> </ul>	<ul style="list-style-type: none"> <li>1 Style number</li> <li>2 High-Pressure Laminate color number for table:                             <ul style="list-style-type: none"> <li>2535 Virginia Walnut</li> <li>2730 Arctic White</li> <li>2HAT Acacia</li> </ul> </li> <li>3 Options, if selected (see below)</li> <li>▶ See <i>Surface Materials</i>, page 98.</li> </ul>
---	--

Options	U.S. Price	Required to Specify
---------	------------	---------------------

<b>Top</b> <ul style="list-style-type: none"> <li>• Open Line laminate</li> </ul>	+\$102 plus cost of laminate	<ul style="list-style-type: none"> <li>▶ See <i>Surface Materials Reference Manual</i>.</li> </ul>
---	---------------------------------	--

Specification Information				
• Dimensions			• Style	• U.S.
D	W	H	Number	Base Price

19½"	14"	26"	<b>TS4TWP</b>	\$686
------	-----	-----	---------------	-------



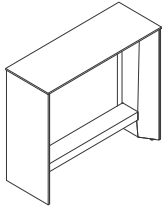
**For Canadian Pricing**

Multiply U.S. Price by the Canadian price factor.

▶ See page 1 for details.

# Slim Table and Skate Table

## Standing Height Slim Tables



Standard Includes	Required to Specify
<ul style="list-style-type: none"> <li>▶ Need help? Product details, page 78</li> <li>• 1/2" thick top and sides: Low-Pressure Laminate</li> <li>• Edge band on top and sides: plastic</li> <li>• Steel frame and footshelf: paint</li> <li>• Two simplex receptacles: plastic</li> <li>• 15-amp power cord: black plastic</li> <li>• Bag hook on inside of each leg frame</li> <li>• Glides</li> <li>• Shipped ready to assemble</li> </ul>	<ol style="list-style-type: none"> <li>1 Style number</li> <li>2 Low-Pressure Laminate color number for top and sides</li> <li>3 Plastic color number for edge band</li> <li>4 Paint color number for steel frame</li> <li>5 Paint color number for footshelf</li> <li>6 Plastic color number for simplex receptacles:                     <ul style="list-style-type: none"> <li>6009 Arctic White</li> <li>6249 Platinum Solid</li> <li>6527 Merle</li> </ul> </li> <li>7 Options, if selected (see below)</li> </ol> <p>▶ See <i>Surface Materials</i>, page 98.</p>

**For laminate group 2 and 3 pricing, please refer to the electronic catalog or SmartTools.**

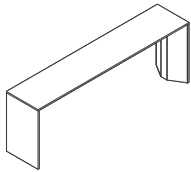
	Options	U.S. Price		Required to Specify
		48"W	60"W	
<b>Surface Materials</b>	<ul style="list-style-type: none"> <li>• High-Pressure Laminate price group 1</li> <li>• High-Pressure Laminate price group 2</li> <li>• High-Pressure Laminate price group 3</li> <li>• Open Line laminate</li> <li>• Composite veneer group 1</li> <li>• Composite veneer group 2</li> <li>• Wood group 1</li> <li>• Wood group 2</li> <li>• Wood group 3</li> </ul>	+\$416           See information at left    +\$102 plus cost of laminate +\$713 +\$786 +\$713 +\$786 +\$856	+\$474           +\$102 plus cost of laminate +\$822 +\$895 +\$822 +\$895 +\$965	Specify High-Pressure Laminate color number. Specify High-Pressure Laminate color number. Specify High-Pressure Laminate color number. ▶ See <i>Surface Materials Reference Manual</i> .  Specify composite veneer color number. Specify composite veneer color number. Specify wood color number. Specify wood color number. Specify wood color number.
	<b>Edge (High-Pressure Laminate only)</b>			
	<ul style="list-style-type: none"> <li>• Plastic</li> </ul>	No cost	No cost	Select plastic color number.
	<b>Frame</b>			
	<ul style="list-style-type: none"> <li>• Paint price group 1</li> <li>• Paint price group 2</li> <li>• Paint price group 3</li> </ul>	No cost +\$ 80 +\$165	No cost +\$ 86 +\$181	Specify paint color number. Specify paint color number. Specify paint color number.
	<b>Footshelf</b>			
	<ul style="list-style-type: none"> <li>• Paint price group 1</li> <li>• Paint price group 2</li> <li>• Paint price group 3</li> </ul>	No cost +\$ 28 +\$ 74	No cost +\$ 28 +\$ 74	Specify paint color number. Specify paint color number. Specify paint color number.
	<b>Power Schematic</b>			
	<ul style="list-style-type: none"> <li>• Two power</li> <li>• One power and one USB A+C</li> <li>• One power and one USB C</li> </ul>	No cost +\$206 +\$342	No cost +\$206 +\$342	Specify <i>with 2 power</i> . Specify <i>with 1 power and 1 USB A+C</i> . Specify <i>with 1 power and 1 USB C</i> .

Specification Information				
Dimensions			Style Number	U.S. Base Price
D	W	H		
18"	48"	42"	<b>TS4TPSTS48</b>	\$2117
18"	60"	42"	<b>TS4TPSTS60</b>	\$2401

 **For Canadian Pricing**  
 Multiply U.S. Price by the Canadian price factor.  
 ▶ See page 1 for details.

Slim Table and Skate Table, continued

Slim Table



Standard Includes	Required to Specify
<ul style="list-style-type: none"> <li>▶ Need help? Product details, page 78</li> <li>• 1/2" thick top and sides: Low-Pressure Laminate</li> <li>• Edge band on top and sides: plastic</li> <li>• Steel frame: paint</li> <li>• Two simplex receptacles: plastic</li> <li>• 15-amp power cord: black plastic</li> <li>• Glides</li> <li>• Shipped ready to assemble</li> </ul>	<ol style="list-style-type: none"> <li>1 Style number</li> <li>2 Low-Pressure Laminate color number for top and sides</li> <li>3 Plastic color number for edge band</li> <li>4 Paint color number for steel frame</li> <li>5 Plastic color number for simplex receptacles:                         <ul style="list-style-type: none"> <li>6009 Arctic White</li> <li>6249 Platinum Solid</li> <li>6527 Merle</li> </ul> </li> <li>6 Options, if selected (see below)</li> </ol> <p>▶ See <i>Surface Materials</i>, page 98.</p>

**For laminate group 2 and 3 pricing,** please refer to the electronic catalog or SmartTools.

*Tip: High-Pressure Laminate requires plastic on edge.*

*Tip: High-Pressure Laminate on the Campfire Slim Table and Campfire Skate Table will be shipped in 20 business days after receipt of a clean order. Products are typically delivered within 25 business days.*

Options	U.S. Price	Required to Specify
<p><b>Surface Materials</b></p> <p><b>Top</b></p> <ul style="list-style-type: none"> <li>• High-Pressure Laminate price group 1</li> <li>• High-Pressure Laminate price group 2</li> <li>• High-Pressure Laminate price group 3</li> <li>• Open Line laminate</li> <li>• Composite veneer group 1</li> <li>• Composite veneer group 2</li> <li>• Wood group 1</li> </ul> <p><b>Edge (High-Pressure Laminate only)</b></p> <ul style="list-style-type: none"> <li>• Plastic</li> </ul> <p><b>Frame</b></p> <ul style="list-style-type: none"> <li>• Paint price group 1</li> <li>• Paint price group 2</li> <li>• Paint price group 3</li> </ul>	<ul style="list-style-type: none"> <li>+\$268</li> <li>See information at left</li> <li>See information at left</li> <li>+\$102 plus cost of laminate</li> <li>+\$584</li> <li>+\$657</li> <li>+\$584</li> <li>No cost</li> <li>No cost</li> <li>No cost</li> <li>No cost</li> <li>+\$206</li> <li>+\$342</li> <li>No cost</li> </ul>	<ul style="list-style-type: none"> <li>Specify High-Pressure Laminate color number.</li> <li>Specify High-Pressure Laminate color number.</li> <li>Specify High-Pressure Laminate color number.</li> <li>▶ See <i>Surface Materials Reference Manual</i>.</li> <li>Specify composite veneer color number.</li> <li>Specify composite veneer color number.</li> <li>Specify wood color number.</li> <li>Select plastic color number.</li> <li>Specify paint color number.</li> <li>Specify paint color number.</li> <li>Specify paint color number.</li> <li>Specify with 2 power.</li> <li>Specify with 1 power and 1 USB A+C.</li> <li>Specify with 1 power and 1 USB C.</li> <li>▶ See <i>Seating Specification Guide</i>.</li> <li>▶ See <i>Seating Specification Guide</i>.</li> <li>▶ See <i>Seating Specification Guide</i>.</li> </ul>
<p><b>Power Schematic</b></p> <ul style="list-style-type: none"> <li>• Two power</li> <li>• One power and one USB A+C</li> <li>• One power and one USB C</li> </ul>	<ul style="list-style-type: none"> <li>No cost</li> <li>+\$206</li> <li>+\$342</li> </ul>	<ul style="list-style-type: none"> <li>Specify with 2 power.</li> <li>Specify with 1 power and 1 USB A+C.</li> <li>Specify with 1 power and 1 USB C.</li> </ul>
<p><b>Related Products</b></p> <ul style="list-style-type: none"> <li>• Big Lounge</li> <li>• Half Lounge</li> <li>• Footrest</li> </ul>		<ul style="list-style-type: none"> <li>▶ See <i>Seating Specification Guide</i>.</li> <li>▶ See <i>Seating Specification Guide</i>.</li> <li>▶ See <i>Seating Specification Guide</i>.</li> </ul>

Specification Information				
• Dimensions			• Style	• U.S.
D	W	H	Number	Base Price
14"	66"	23"	TS4TPST	\$1353

**For Canadian Pricing**  
 Multiply U.S. Price by the Canadian price factor.  
 ▶ See page 1 for details.

## Skate Table



*Tip: High-Pressure Laminate requires plastic on edge.*

*Tip: High-Pressure Laminate on the Campfire Slim Table and Campfire Skate Table will be shipped in 20 business days after receipt of a clean order. Products are typically delivered within 25 business days.*

	Standard Includes	Required to Specify
▶ Need help? Product details, page 78	<ul style="list-style-type: none"> <li>• 1/2" thick top and sides: High-Pressure Laminate price group 1</li> <li>• 3 mm radius edge band on top</li> <li>• Steel base: paint</li> <li>• Cord grommet: 6527 Merle</li> <li>• Glides: 6527 Merle</li> <li>• Skate wheels: 6527 Merle</li> <li>• Shipped ready to assemble</li> </ul>	<ol style="list-style-type: none"> <li>1 Style number</li> <li>2 High-Pressure Laminate color number for top</li> <li>3 Paint color number for steel base</li> <li>4 Options, if selected (see below)</li> </ol> <p>▶ See <i>Surface Materials</i>, page 98.</p>

	Options	U.S. Price	Required to Specify
<b>Surface Materials</b>	<b>Top</b>		
	• High-Pressure Laminate price group 2	+\$141	Specify High-Pressure Laminate color number.
	• Open Line laminate	+\$102 plus cost of laminate	▶ See <i>Surface Materials Reference Manual</i> .
	<b>Edge (High-Pressure Laminate only)</b>		
	• Plastic	No cost	Select plastic color number.
	<b>Base</b>		
	• Paint price group 1	No cost	Specify paint color number.
	• Paint price group 2	No cost	Specify paint color number.
	• Paint price group 3	+\$ 65	Specify paint color number.
<b>Related Products</b>	<ul style="list-style-type: none"> <li>• Big Lounge</li> <li>• Half Lounge</li> <li>• Slim Table</li> <li>• Footrest</li> </ul>		<p>▶ See <i>Seating Specification Guide</i>.</p> <p>▶ See <i>Seating Specification Guide</i>.</p> <p>▶ Page 92</p> <p>▶ See <i>Seating Specification Guide</i>.</p>

### Specification Information

Dimensions			Style	U.S.
D	W	H	Number	Base Price
18"	22"	24 <sup>7</sup> / <sub>8</sub> "	TS4TST	\$683



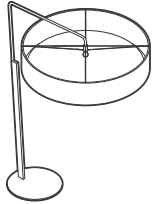
#### For Canadian Pricing

Multiply U.S. Price by the Canadian price factor.

▶ See page 1 for details.

# Accessories

## Big Lamp



Tip: Shade diameter is 55".

Tip: Bottom of shade is 78" off of the floor.

Tip: Light bulb is not included. Use a 100 watt A19 incandescent bulb. A compact fluorescent bulb can be used as long as the overall length does not exceed 4<sup>7</sup>/<sub>16</sub>".

Standard Includes		Required to Specify
<ul style="list-style-type: none"> <li>▶ Need help? Product details, page 80</li> </ul>	<ul style="list-style-type: none"> <li>Lamp base: paint price group 1</li> <li>Lamp shade: Cogent: Connect</li> <li>9' cord with three-prong plug</li> <li>Shipped ready to assemble</li> </ul>	<ol style="list-style-type: none"> <li>Style number</li> <li>Paint color number for lamp base</li> <li>Fabric color number for lamp shade</li> <li>Options, if selected (see below)</li> </ol> <ul style="list-style-type: none"> <li>▶ See <i>Surface Materials</i>, page 98.</li> </ul>

Options	U.S. Price	Required to Specify
<b>Surface Materials</b> <ul style="list-style-type: none"> <li>Base</li> <li>Paint price group 1</li> <li>Paint price group 2</li> <li>Paint price group 3</li> </ul>	<ul style="list-style-type: none"> <li>No cost</li> <li>No cost</li> <li>+\$86</li> </ul>	<ul style="list-style-type: none"> <li>Specify paint color number.</li> <li>Specify paint color number.</li> <li>Specify paint color number.</li> </ul>

Specification Information				
Dimensions			Style	U.S.
D	W	H	Number	Base Price
55"	76"	93"	TS4TBL	\$2595

## Vertical Cord Cover



Standard Includes	Required to Specify
<ul style="list-style-type: none"> <li>Vertical Cord Cover: black plastic</li> <li>Attachment hardware</li> </ul>	<ul style="list-style-type: none"> <li>Style number</li> </ul>

Related Products
<ul style="list-style-type: none"> <li>▶ Big Table</li> <li>▶ Big Table with Trough</li> </ul>

Specification Information		
Length	Style	U.S.
	Number	Price
28"	TS4TVWM28	\$36
40"	TS4TVWM40	\$55



**For Canadian Pricing**  
 Multiply U.S. Price by the Canadian price factor.  
 ▶ See page 1 for details.

## Receptacles



Standard Includes	Required to Specify
-------------------	---------------------

- |   |  |
|---|--|
| Standard Includes   | Required to Specify  |
| <ul style="list-style-type: none"> <li>• Receptacle: paint</li> <li>• Attachment hardware</li> <li>• 10' electrical cord</li> </ul> | <ul style="list-style-type: none"> <li>1 Style number</li> <li>2 Paint color number</li> <li>3 Options, if selected (see below)</li> <li>▶ See <i>Surface Materials</i>, page 98.</li> </ul> |

Options	U.S. Price	Required to Specify
---------	------------	---------------------

<b>Surface Materials</b>	<b>Paint</b>	
	<ul style="list-style-type: none"> <li>• Paint price group 1</li> <li>• Paint price group 2</li> <li>• Paint price group 3</li> </ul>	<ul style="list-style-type: none"> <li>No cost</li> <li>+\$23</li> <li>+\$35</li> </ul>
		<ul style="list-style-type: none"> <li>Specify paint color number.</li> <li>Specify paint color number.</li> <li>Specify paint color number.</li> </ul>

<b>Related Products</b>	<ul style="list-style-type: none"> <li>• Big Table with Trough</li> </ul>	▶ Page 83
-------------------------	---	-----------

### Specification Information

<b>Style Number</b>	<b>U.S. Base Price</b>
•	•
•	•
•	•
•	•

#### Dual Pop-Up Receptacle, Power on Each End

<b>TS4TPWR</b>	\$1129
•	•
•	•

#### Dual Pop-Up Receptacle, One Power and One Data Port on Each End

<b>TS4TPWRD</b>	\$1129
•	•
•	•

#### Dual Pop-Up Receptacle, One Power and One USB A+C Port on Each End

<b>TS4TPWRUSB</b>	\$1296
•	•
•	•

#### Dual Pop-Up Receptacle on One End

<b>TS4TPWR1</b>	\$ 423
•	•
•	•

#### Dual Pop-Up Receptacle, One Power and One Data Port on One End

<b>TS4TPWRD1</b>	\$ 423
•	•
•	•

#### Dual Pop-Up Receptacle, One Power and One USB A+C on One End

<b>TS4TPWRUSB1</b>	\$ 508
•	•
•	•

Tip: Pop-up receptacles come with a 10' cord.

▶ See Understanding page 74 to understand price differences between power options.

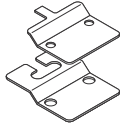


#### For Canadian Pricing

Multiply U.S. Price by the Canadian price factor.

▶ See page 1 for details.

**Anchor Brackets (OSHPD)**



Standard Includes	Required to Specify
<ul style="list-style-type: none"> <li>▶ Need help? Product details, page 81</li> <li>• Two-piece anchor bracket: black paint only</li> </ul>	Style number

Specification Information	
Style Number	U.S. Price
98769	\$52
:	:



**For Canadian Pricing**  
 Multiply U.S. Price by the Canadian price factor.  
 ▶ See page 1 for details.





# Surface Materials

**This listing** includes all the surface material choices that are available for the products in this specification guide.

## Resources

For more information about surface materials, refer to the following resources:

**Additional surface materials specification tools** are available to assist you in the specification process—the Surface Materials Binders.

**The global surface materials palette** is a core collection of finishes that is available across multiple geographies (Americas/EMEA – Europe, Middle East, and Africa/APAC – Asia Pacific) and on global product lines, where applicable. For a list of finishes included in the offering, see the *Surface Materials Reference Manual*. Additional details, like product approvals by geography and finish number conversions, can also be found in the *Surface Materials Reference Manual* or see [steelcase.com/surface-materials](http://steelcase.com/surface-materials).

**Surface Materials Binders** include:

- *Surface Materials Reference Manual*
- A complete set of swatch cards for hard surfaces, vertical surface fabrics, and seating upholstery

## Wood

Steelcase carefully selects veneer and solid wood for consistent color and grain structure. Wood is a natural material and variations will occur in color, grain and texture. These variations are part of the inherent natural beauty of wood and are not considered defects.

Wood veneers and solid wood finishes will not be an exact match to woodgrain laminates. We highly recommend ordering physical samples to understand visual differences.

Forest Stewardship Council (FSC) certified wood (veneer and core) is available on most Steelcase wood products through the Specials RFQ process.

All wood products will darken with age and exposure to ultraviolet light. This is especially apparent with cherry and maple veneer. We recommend that desk accessories be rearranged periodically to ensure even aging of wood surfaces.

When storing your wood furniture, please follow the following guidelines:

- Do not store products in trailers
- Store products in areas that simulate office temperatures (60°F to 90°F)
- Store products in areas that maintain constant, office-like humidity levels
- Keep product away from light. Cover products to make sure they are not exposed to light.

Ⓔ = Established

## Steelcase Surfaces

### Veneer

Veneers are matched for proper balance and consistency. Veneers are available quarter cut, except for Oak, which is rift cut. Refer to page 102 for descriptions of each cut.

Applies to:

- Ottoman round legs
- V1AC Natural Cherry
- V1AM Clear Maple
- V1EW Dark Walnut

Applies to:

- Big Table

**Open-pore finish** is a medium gloss finish that leaves the wood grain texture visible to the eye and distinguishable to the touch.

### Veneer

#### Wood Group 1

##### Flat-cut open-pore

- 3062 FC/OP Graphite Walnut
- 3402 FC/OP Clear Cherry (Aged)
- 3412 FC/OP Natural Cherry Ⓔ
- 3422 FC/OP Medium Cherry
- 3522 FC/OP Clear Maple
- 3592 FC/OP Blonde on Maple Ⓔ
- 3702 FC/OP Clear Walnut
- 3712 FC/OP Natural Walnut
- 3752 FC/OP Medium Walnut Ⓔ
- 3762 FC/OP Dark Walnut
- 3772 FC/OP Medium Mahogany on Walnut

##### Flat-Cut Open-Pore, Natural Veneer

- 3342 FC/OP Black Walnut
- 35A2 FC/OP Blanch Maple
- 37A2 FC/OP Thunder Walnut

##### Quarter-Cut Open-Pore

- 3042 QC/OP Ash
- 3222 QC/OP Clear Maple
- 3292 QC/OP Blonde on Maple Ⓔ
- 3302 QC/OP Clear Walnut
- 3312 QC/OP Natural Walnut
- 3352 QC/OP Medium Walnut Ⓔ
- 3362 QC/OP Dark Walnut
- 3372 QC/OP Medium Mahogany on Walnut
- 3382 QC/OP Graphite Walnut

##### Quarter-Cut Open-Pore, Natural Veneer

- 32A2 QC/OP Blanch Maple
- 33A2 QC/OP Thunder Walnut
- 3392 QC/OP Black Walnut

##### Rift-Cut Open-Pore

- 3602 RC/OP Desert Oak

##### Rift-Cut Full-Fill, Natural Veneer

- 36A2 RC/OP Volcanic Oak

## Wood Group 3

### Flat-Cut Open-Pore, Natural Veneer

- 3082 FC/OP Washed Walnut

## Wood Group 1

### Open-Pore Planked Veneer

- 3P41 OP Planked Cherry
- 3P51 OP Planked Maple
- 3P61 OP Planked Oak
- 3P71 OP Planked Walnut
- 3VFX OP Unmarked Oak

*Tip: Known for its uniqueness, planked veneer has intentional and natural variations that include, but are not limited to: character marks, grain pattern, color, and natural color aging.*

### Full-Fill

**Full-fill finish** is a medium-gloss finish that completely fills the grain texture, yet allows the grain pattern to be seen. The wood has a lustrous, satiny look, and it is smooth to the touch. This finish is available on the wood worksurface or field-installed top only.

## Wood Group 2

### Flat-Cut Full-Fill

- 3064 FC/FF Graphite Walnut
- 3404 FC/FF Clear Cherry (Aged)
- 3414 FC/FF Natural Cherry Ⓔ
- 3424 FC/FF Medium Cherry
- 3524 FC/FF Clear Maple
- 3544 FC/FF Blonde on Maple Ⓔ
- 3704 FC/FF Clear Walnut
- 3714 FC/FF Natural Walnut
- 3754 FC/FF Medium Walnut Ⓔ
- 3764 FC/FF Dark Walnut
- 3774 FC/FF Medium Mahogany on Walnut

### Flat-Cut Full-Fill, Natural Veneer

- 3734 FC/FF Black Walnut

### Quarter-Cut Full-Fill

- 3224 QC/FF Clear Maple
- 3294 QC/FF Blonde on Maple Ⓔ
- 3304 QC/FF Clear Walnut
- 3314 QC/FF Natural Walnut
- 3354 QC/FF Medium Walnut Ⓔ
- 3364 QC/FF Dark Walnut
- 3374 QC/FF Medium Mahogany on Walnut
- 3384 QC/FF Graphite Walnut

### Quarter-Cut Full-Fill, Natural Veneer

- 3394 QC/FF Black Walnut

### Rift-Cut Full-Fill

- 3604 RC/FF Desert Oak

## Wood Group 3

### Flat-Cut Full-Fill, Natural Veneer

- 3084 FC/FF Washed Walnut

## Premium Veneers

A selection of Premium veneers in this collection are available on most Steelcase brand products. The collection will be available as close to standard leadtimes as possible. However, because adequate supplies of veneer and solids must be secured, all orders will be scheduled individually. Leadtimes will vary based on Premium veneer and Premium solids availability at the time the order is placed. The collection is available as Wood Group 3 as part of our Select Surface program, and supported like standard veneers to make ordering easy. Please see the Steelcase surface materials section on [village.steelcase.com](http://village.steelcase.com) for sample information and product line availability. All premium veneers are in clear-coat.

## Wood Group 3

**Quarter-Cut Open-Pore**  
3832 QC/OP Figured Anegre

## Select Surfaces

### Composite Veneer

**Composite veneers** are an engineered wood intended to create specific grain patterns and characteristics. They are pre-stained and finished with Steelcase's Clarity water-borne UV topcoat, which protects the environment while providing durability and clarity. Only open-pore finishes are available on composite wood. Composite veneer and matching edge bands are available on most Steelcase brand products. Composites, for use as a solid nosing substitute, are not available. Steelcase does not recommend mixing composite veneers with natural solid nosings because composite and natural wood grain and color matching are rarely compatible. Composite veneers are available as Wood Group 1 pricing as part of our Select Surfaces program.

### Composite Veneer Group 1

#### Composite Flat-Cut Open-Pore

3JDX FC/OP Oak Composite  
3JJX FC/OP Walnut Composite  
3LAX FC/OP Graphite on Oak Composite  
3LCX FC/OP Medium Cherry on Cherry Composite

#### Composite Quarter-Cut Open-Pore

3F8X QC/OP European Walnut Composite  
3GGX QC/OP Zebrano Composite  
3HGX QC/OP Oak Composite  
3HVX QC/OP Walnut Composite  
3LBX QC/OP Clear Walnut on Walnut Composite  
3LDX QC/OP Natural Walnut on Walnut Composite  
3ZNX QC/OP Night Cerused Oak Composite

### Composite Veneer Group 2

#### Composite Flat-Cut Open-Pore

3LHX FC/OP Espresso on Walnut Composite

#### Composite Quarter-Cut Open-Pore

3LEX QC/OP Desert Oak on Oak Composite  
3LGX QC/OP Chai on Walnut Composite  
3LJX QC/OP Ebony on Walnut Composite

## Custom Surfaces

**Customiz stain** is a service that allows you to create your own stain colors and finishes on standard veneer. Customiz stain color is available on all product lines that offer wood veneer.

A \$500 stain-matching fee applies on CUSTOMIZ requests (Exception: The \$500 fee does not apply on matches to Coalesse standard finishes or for a low-gloss finish request on a standard color). The \$500 fee covers the cost of formulating the Customiz color finish and applies regardless of whether or not an order for product is placed.

In addition, an approval form must be signed to indicate customer acceptance of Customiz match. A \$1500 initiation fee will be charged prior to first order entry. This initiation fee activates the finish for unlimited use on any Steelcase product for an 18 month time period. After the 18 month time period has lapsed, the Customiz finish may be reactivated for another 18 months for a \$1000 fee at any point within five years after the \$1500 initiation fee was paid. If the finish is not reactivated within five years after the \$1500 initiation fee was paid, the finish will be culled and the customer will need to pay the \$1500 initiation fee again. All style number related Customiz charges products are no cost as of April 2014. The matching and initiation fees are not discountable.

Customiz stain takes 10 days to formulate. Consult the *Surface Materials Reference Manual* for more information. Custom veneers are also available and must be quoted by Steelcase specials group. Customiz stain on custom veneers takes 2 to 4 weeks to formulate.

Requirements and information on ordering a Customiz stain color are found in the *Surface Materials Reference Manual*.

## Laminate

### Steelcase Surfaces

#### High-Pressure Laminate

##### Price Group 1

Applies to:

- Paper Table
- 2535 Virginia Walnut
- 2536 Blackwood **E**
- 2538 Clear Walnut

Applies to:

- Personal Table
- 2535 Virginia Walnut
- 2730 Arctic White
- 2HAT Acacia

Applies to:

- Skate Table

#### Solid Laminate

2730 Arctic White  
2746 Black  
2811 Mist **E**  
2883 Seagull  
2884 Milk  
2HMG Merle

#### Woodgrain Laminate

2409 Clear Maple  
2410 Graphite Walnut  
2511 Winter on Maple  
2535 Virginia Walnut  
2536 Blackwood **E**  
2538 Clear Walnut  
2HAK Clear Oak  
2HAN Ash Noce  
2HAT Acacia  
2HAW Ash Wenge  
2HCN Clay Noce  
2HCW Clay Wenge  
2HSN Storm Noce

Applies to:

- Campfire Big Table
- Campfire Slim Table

#### Fiber Laminate

2850 Vanadium Fiber  
2854 Vellum Fiberc  
2860 Granite Fiber  
2862 Stucco Fiber **E**

#### Micro Laminate

2920 Marl Micro  
2921 Gypsum Micro  
2922 Clay Micro  
2923 Shadow Micro **E**

#### Patina Laminate

2870 Blonde Bronze Patina  
2873 Instant Iron Patina

#### Solid Laminate

2722 Cream **E**  
2730 Arctic White  
2746 Black  
2759 Warm White  
2811 Mist **E**  
2883 Seagull  
2884 Milk  
2885 Dune  
2HAA Persian Salt  
2HAB Rose  
2HAC Indigo  
2HAD Green Citrine  
2HAE Dark Olivine  
2HAF Cloudy  
2HMG Merle  
2HWU Clay  
2HWV Chalk

## Surface Materials, continued

**Speckle Laminate**

- 2820 Coffee Speckle **E**
- 2823 Driftwood Speckle
- 2824 Smoke Speckle
- 2825 Vanadium Speckle

*Tip: Some wood veneer finishes and woodgrain laminates share the same name. Because of the difference in materials, veneers and laminates of the same name are not an exact match but do coordinate with each other.*

**Woodgrain Laminate**

- 2406 Clear Cherry **E**
- 2409 Clear Maple
- 2410 Graphite Walnut\*
- 2412 Natural Cherry
- 2422 Medium Cherry
- 2511 Winter on Maple
- 2535 Virginia Walnut
- 2536 Blackwood **E**
- 2538 Clear Walnut
- 2592 Blonde on Maple **E**
- 2714 Natural Walnut **E**
- 2HAK Clear Oak
- 2HAN Ash Noce
- 2HAT Acacia
- 2HAW Ash Wenge
- 2HBN Bisque Noce
- 2HBW Bisque Wenge
- 2HCN Clay Noce
- 2HCW Clay Wenge
- 2HSN Storm Noce
- 2HSW Storm Wenge
- 2HWA Grey Kingswood
- 2HWB Planked Walnut
- 2HWD Resolute Walnut
- 2HWE Natural Recon
- 2HWF Smoked Walnut
- \* When blending laminate and veneer on the same unit, the Graphite Walnut laminate is Quarter Cut and matches Quarter Cut Graphite Walnut veneer.

**Textured Laminate**

- 2TH2 Fawn Cypress\*\*\*
- 2TH4 Saddle Oak
- 2TH5 Veranda Teak
- 2TH7 Walnut Heights
- 2UH1 Reclaimed Aggregate
- 2UH2 Reclaimed Gravel
- 2UH4 Cement\*\*
- 2UH6 Sheetrock

*\*\*2UH4 Cement has limited sizing availability, determined by product sizing and/or options. Rectangular tops with a width of 143" or greater and round tops with a diameter of 59" or greater are not available.*

*\*\*\*2TH2 Fawn Cypress is the only Textured Laminate available on Campfire Skate Table.*

**E** = Established

**Price Group 3****Solid Laminate**

- 24H1 Satin White
- 24H2 Satin Black
- 24H3 Satin Stone
- 24H4 Satin Mocha

**Steelcase Surfaces****Low-Pressure Laminate**

Applies to:

- Big Table
- Mobile Storage Cabinet
- Mobile Storage Cabinet with Wardrobe
- Slim Table Top and Sides

**Fiber Laminate**

- 2L50 Vanadium Fiber LPL

**Solid Laminate**

- 247L Black V2 LPL
- 2L30 Arctic White LPL
- 2L83 Seagull LPL
- 2L84 Milk LPL
- 2L85 Dune LPL
- 2LMG Merle LPL

**Woodgrain Laminate**

- 24L0 Graphite Walnut LPL
- 25L1 Winter on Maple LPL
- 25L5 Virginia Walnut LPL
- 25L6 Blackwood LPL **E**
- 25L8 Clear Walnut LPL
- 267L Marbled Cherry V2 LPL **E**
- 26L1 Natural Cherry V2 LPL
- 2L09 Clear Maple LPL
- 2LAK Clear Oak LPL
- 2LAN Ash Noce LPL
- 2LAT Acacia LPL
- 2LAW Ash Wenge LPL
- 2LBN Bisque Noce LPL
- 2LBW Bisque Wenge LPL
- 2LCN Clay Noce LPL
- 2LCW Clay Wenge LPL
- 2LSN Storm Noce LPL
- 2LSW Storm Wenge LPL
- 2LWA Grey Kingswood LPL
- 2LWB Planked Walnut LPL
- 2LWD Resolute Walnut LPL
- 2LWF Smoked Walnut LPL
- 2LWG Natural Recon LPL
- 2TL2 Fawn Cypress LPL

**Custom Surfaces****Open Line Laminate (OLL)**

This service allows you to order non-standard laminate at an additional processing fee of \$102 U.S. per unit, plus the cost of the laminate.

High-Pressure Laminate pricing does not include premium or digitally printed patterns from any suppliers. Laminate cost may also vary for basic or standard laminates from other suppliers. Please contact the OLL consultant at 616.475.2426 for pricing. The cost of the laminate will be added to your invoice as a separate line on the acknowledgement.

**When processing orders for Open Line laminate**, specify 2900 in the laminate finish field and enter the OLL manufacturer information. Specify appropriate 2K finish number for the edge finish.

**Laminate Approval and Material Requirements**

To confirm whether a particular laminate has already been tested for use on a specific Steelcase product or to determine material square foot requirements:

- Visit [www.steelcase.com](http://www.steelcase.com)

**For additional information**, refer to the *Steelcase Surface Materials Reference Manual*.

**Paint****Steelcase Surfaces**

Applies to:

- Big Table trough
- 4799 Platinum Metallic

Applies to:

- Big Lamp base
- Slim Table frame
- Skate Table base

**Price Group 1****Smooth Paint**

- 4238 Mocha
- 4239 Clay
- 4240 Chalk
- 4242 Milk

**Textured Paint**

- 7207 Black
- 7225 Sand
- 7237 Slate
- 7238 Fieldstone
- 7239 Midnight
- 7241 Arctic White
- 7243 Seagull
- 7250 Sterling Dark Solid
- 7360 Merle

**Price Group 2****Smooth Paint**

- 0835 Black
- 4140 Arctic White Gloss
- 4144 Black Gloss
- 4700 Warm White

**Metallic Paint**

- 4743 Mineral Metallic
- 4750 Champagne Metallic
- 4798 Sterling Metallic
- 4799 Platinum Metallic
- 4803 Near Black Metallic

**Textured Metallic**

- 7245 Carbon Metallic
- 7246 Midnight Metallic

**Price Group 3****Accent Paint**

- 1ATG Rose Quartz
- 4AV3 Blue Jay
- 4AV4 Baltic
- 4AX1 Citron
- 4AY2 Chili
- 4AZ5 Marlin
- 4CL1 Dark Olive
- 4CL2 Ice Blue
- 4CL3 Aura
- 4CL4 Sea Glass
- 4CL5 Light Matcha
- 4CL6 Terra
- 4CL7 Sandstone
- 4CL8 Smokey Plum
- 4CZ5 Honey
- 4CZ6 Lagoon
- 4CZ8 Light Peacock

Applies to:

- Big Table Power Modules
- Big Table Power Receptacles

**Price Group 1****Smooth Paint**

- 4242 Milk

**Textured Paint**

- 7207 Black
- 7241 Arctic White
- 7243 Seagull
- 7360 Merle

**Price Group 2****Metallic Paint**

- 4799 Platinum Metallic

Applies to:

- Big Lamp base
- Skate Table base
- Slim Table frame
- Standing Height Slim Table frame

**Coatings**

- 1ATT Cast Shadow
- Tip: Not available on Skate Table.*

**Lux Coatings**

- 4B20 Obsidian
- 4B22 Matte Brass
- 4B23 Burnished Bronze
- 4B24 Night Bronze
- 4B25 Matte Copper
- 4B26 Smoked Mica
- 4B29 Cast Iron

**Custom Surfaces****Perfect Match**

PerfectMatch is a service that allows you to create your own paint color. Refer to the *Surface Materials Reference Manual* for more information about this program.

**Price Group 3**

- 4990 PerfectMatch Paint

**Plastic****Steelcase Surfaces**

Applies to:

- Footrest

6009 Arctic White  
6333 Picasso  
6335 Wasabi  
6338 Chili  
6527 Merle

Applies to:

- Standing Height Slim Table Simplex Receptacles

6009 Arctic White  
6249 Platinum Solid  
6527 Merle

Applies to:

- Slim Table

6000 Black  
6009 Arctic White  
6034 Natural Cherry  
6036 Medium Cherry  
6037 Winter on Maple  
6038 Blonde on Maple **E**  
6041 Natural Walnut **E**  
6052 Milk  
6053 Seagull  
61AA Persian Salt  
61AB Rose  
61AC Indigo  
61AD Green Citrine  
61AE Dark Olivine  
61AF Cloudy  
6213 Acacia  
6219 Clear Oak  
6231 Graphite Walnut\*  
6237 Clear Maple\*  
6242 Virginia Walnut  
6243 Blackwood **E**  
6245 Clear Walnut  
6249 Platinum Solid  
6271 Plywood  
6527 Merle  
6619 Ice  
6631 Cream **E**  
6635 Dawn  
6636 Mist  
6654 Sand  
6655 Warm White  
6695 Midnight  
6697 Fog  
6698 Fieldstone  
66WA Grey Kingswood  
66WB Planked Walnut  
66WD Resolute Walnut  
66WE Natural Recon  
66WF Smoked Walnut  
66WU Clay  
66WV Chalk  
6703 Ash Wenge  
6704 Storm Wenge  
6705 Bisque Wenge  
6706 Clay Wenge  
6707 Ash Noce  
6708 Bisque Noce  
6709 Clay Noce  
6710 Storm Noce

**E** = Established

Applies to:

- Big Table
  - Slim Table
- 6T02 Fawn Cypress  
6T04 Saddle Oak  
6T05 Veranda Teak  
6T07 Walnut Heights  
6T08 Aggregate  
6T09 Gravel  
6T10 Cement  
6T12 Sheetrock  
\* Not available on Low-Pressure Laminate

Applies to:

- Round Power
- 5U23 Blue Jay  
6249 Platinum Solid  
6337 Element  
6338 Chili  
6527 Merle

*Tip: Module power is available in black only.*

Applies to:

- Campfire Standing Height Slim Table Simplex Receptacles
- 6009 Arctic White  
6249 Platinum Solid  
6527 Merle  
6655 Warm White

**Select Surfaces**

**For information on products within Select Surfaces**, including accent paints and fabrics from Designtex, Gabriel, Kvadrat, and Pollack, please refer to the *Surface Materials Reference Manual* or visit [steelcase.com/surface-materials](http://steelcase.com/surface-materials) under the Select Surfaces section.

**Custom Surfaces****Price Group COM (Customer's Own Material)****Fabric Approval and Yardage**

To confirm whether a particular COM material has already been tested for use on a specific Steelcase product or to determine actual yardage requirements:

- Visit [www.steelcase.com](http://www.steelcase.com)

**For additional information regarding Customer's Own Material**, call 1.888.STEELCASE (1.888.783.3522) or send an e-mail to [lineone@steelcase.com](mailto:lineone@steelcase.com).

**Fabric**

Applies to:

- Big Lamp shade

**Cogent: Connect**

5S15 Coconut  
5S16 Turmeric  
5S17 Tangerine/Honey  
5S18 Scarlet  
5S19 Concord  
5S21 Blue Jay  
5S23 Wasabi  
5S24 Nickel  
5S25 Graphite  
5S26 Licorice  
5S27 Malt  
5S28 Root Beer  
5S93 Indigo/Blueprint  
5S94 Lizard/Jungle  
5S95 Sailor  
5S96 Quicksilver  
5S99 Lipstick/Merlot  
5SD0 Royal Blue  
5SD1 Aubergine  
5SD2 Peacock  
5SD3 Lagoon  
5SD4 Saffron

**Upholstery**

Applies to:

- Lounges, Wedge, and Ottoman
- Not every upholstery is available on every chair.

**Steelcase Surfaces****Price Group 1**

Buzz2

Era

Jacks **E**

New Black

*Tip: New Black Upholstery has color numbers in both price group 1 and price group 2.*

**Price Group 2**

Chainmail

Cogent: Connect

Foundation

New Black

Nitelights

*Tip: New Black upholstery has color numbers in both price group 1 and price group 2.*

**Price Group 3**

Billiard Multi-Use by

Designtex

Gaja

Redeem

Retrieve

**Price Group 5**

Bo Peep

Remix

Silk

**Price Group 6**

Brisa

**Price Group 7**

Steelcase Trio

Applies to:

- Pouf

**Price Group 1**

Era

**Price Group 5**

Bo Peep

**Nylon****Steelcase Surfaces**

Applies to:

- Pouf
- 5JG0 Black  
5JG1 Burgundy  
5JG2 Taupe  
5JG3 Silver  
5JG4 Teal  
5JG5 Red  
5JG6 Pacific Blue

**Thread****Select Surfaces**

**For information on products within Select Surfaces**, including accent paints and fabrics from Designtex, Gabriel, Kvadrat, and Pollack, please refer to the *Surface Materials Reference Manual* or visit [steelcase.com/surface-materials](http://steelcase.com/surface-materials) under the Select Surfaces section.

Applies to:

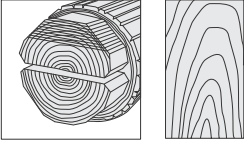
- Pouf
- UB01 Charcoal  
UB02 Ash  
UB03 Powder Blue  
UB04 Evergreen  
UB05 Bright Red

**Mesh**

Applies to:

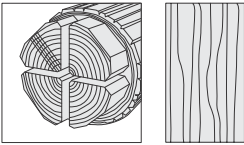
- Screen
- T615 Sultry Smoke  
T620 Arctic Ermine  
T625 Marina Blue

# Veneer Cut Guidelines



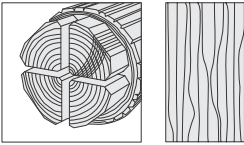
## Flat Cut

Veneer is cut parallel to the flat side of the cant at a tangent to the growth rings of the tree. This produces a cathedral or oval pattern. On average, there is a 6-8" wide leaf width. On an 18" wide surface, there will likely be three leaves showing a repeated pattern.



## Quarter Cut

Veneer is cut from quarter sections of the log which are produced by cutting each cant in half. Cutting lines are at an angle of approximately 90 degrees to the growth rings at the center of the quarter. This produces a straight grain or ribbon pattern. On average, leaves are 2½-4" wide.



## Rift Cut

This veneer cut is specifically for oak. Cutting lines are an arc approximately perpendicular to the growth rings. This produces a comb-like straight grain or ribbon pattern. On average, leaves are 2½-4" wide.

---

# Groupwork



## Statement of Line 104



### Understanding

#### Groupwork Training Tables

Flip-Top	110
Non-Flip	114
Power and Connections	118

#### Groupwork Tables

Tables	142
Top, Leg, and Base Combinations	144
Table Bases	148
Table Legs	149
Reinforcing Channel Requirement Matrix	151

#### Groupwork Screens 164



### Specifying

#### Groupwork Training Tables

Flip-Top	124
Non-Flip	130
Power and Connections	140

#### Groupwork Tables

Table Tops	152
Conference Tops	156
Table Bases	158
Table Legs	160
Table Components	162

#### Groupwork Screens 166

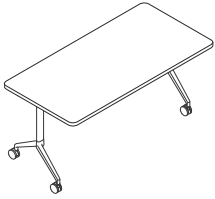


## Surface Materials 170

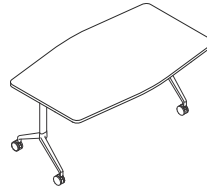
# Statement of Line

## Groupwork

### Flip-Top Training Tables



Understanding  
 ▶ Page 110  
 Specifying  
 ▶ Page 124



Understanding  
 ▶ Page 110  
 Specifying  
 ▶ Page 128

#### Rectangle

	36"W	42"W	48"W	60"W	66"W	72"W	84"W
19"D			●	●	●	●	●
24"D	●	●	●	●	●	●	●
30"D	●	●	●	●	●	●	●

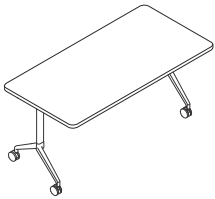
Tip: Widths are parametric to 1/16" from 36"W – 84"W.

#### Team

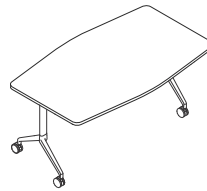
	60"W	66"W	72"W	84"W
36"D	●	●	●	●

Tip: Widths are parametric to 1/16" from 60"W – 84"W.

### Non-Flip Training Tables



Understanding  
 ▶ Page 114  
 Specifying  
 ▶ Page 130



Understanding  
 ▶ Page 114  
 Specifying  
 ▶ Page 134

#### Rectangle

	36"W	42"W	48"W	60"W	66"W	72"W	84"W
19"D			●	●	●	●	●
24"D	●	●	●	●	●	●	●
30"D	●	●	●	●	●	●	●

Tip: Widths are parametric to 1/16" from 36"W – 84"W.

#### Team

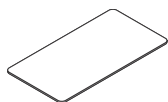
	60"W	66"W	72"W	84"W
36"D	●	●	●	●

Tip: Widths are parametric to 1/16" from 60"W – 84"W.



Groupwork, continued

Table Tops



Understanding  
 ▶ Page 142  
 Specifying  
 ▶ Page 152

Rectangular

	36"W	42"W	48"W	60"W	66"W	72"W	84"W
18"D			●	●	●	●	●
24"D	●	●	●	●	●	●	●
30"D	●	●	●	●	●	●	



Understanding  
 ▶ Page 142  
 Specifying  
 ▶ Page 152

Half-Round

	36"W	48"W	60"W
18"D	●		
24"D		●	
30"D			●



Understanding  
 ▶ Page 142  
 Specifying  
 ▶ Page 152

Trapezoid

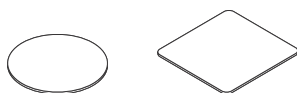
	48"W	60"W
21 <sup>3</sup> / <sub>8</sub> "D	●	
26 <sup>1</sup> / <sub>2</sub> "D		●



Understanding  
 ▶ Page 142  
 Specifying  
 ▶ Page 152

90° Corner Bridge

	24"W	30"W
24"D	●	
30"D		●



Understanding  
 ▶ Page 142  
 Specifying  
 ▶ Page 154

Round and Square

	24"W	30"W	36"W	42"W	48"W
24"D/Dia.	●				
30"D/Dia.		●			
36"D/Dia.			●		
42"D/Dia.				●	
48"D/Dia.					●



Understanding  
 ▶ Page 142  
 Specifying  
 ▶ Page 154

Oval

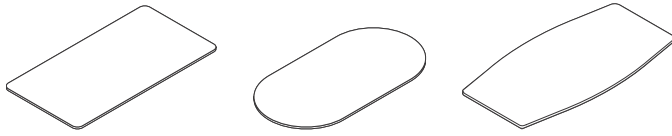
	48"W
24"D	●

**Groupwork**

Statement of Line, continued

**Groupwork, continued**

**Conference Table Tops**



Understanding  
▶ Page 142  
Specifying  
▶ Page 156

**Rectangular, Racetrack, and Boat-shaped Conference**

	96"W	120"W	144"W
48"D	●	●	●



Understanding  
▶ Page 142  
Specifying  
▶ Page 156

**Oval Conference**

	96"W
48"D	●

**Table Legs**



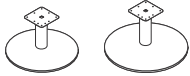
**Post Legs**  
Understanding  
▶ Page 149  
Specifying  
▶ Page 160



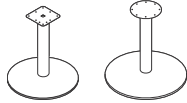
**Standing-Height Adjustable Post Legs**  
Understanding  
▶ Page 149  
Specifying  
▶ Page 160

Groupwork, continued

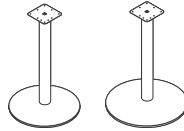
Table Bases



**Coffee-Height Round Table Bases**  
 Understanding  
 ▶ Page 148  
 Specifying  
 ▶ Page 158

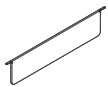


**Round Table Bases**  
 Understanding  
 ▶ Page 148  
 Specifying  
 ▶ Page 158

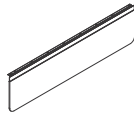


**Café-Height Round Table Bases**  
 Understanding  
 ▶ Page 148  
 Specifying  
 ▶ Page 158

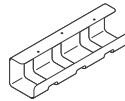
Table Components



**Laminate Modesty Panels**  
 Understanding  
 ▶ Page 143  
 Specifying  
 ▶ Page 162



**Fabric Modesty Panel**  
 Understanding  
 ▶ Page 143  
 Specifying  
 ▶ Page 136



**Wire Management Trough**  
 Understanding  
 ▶ Page 143  
 Specifying  
 ▶ Page 162



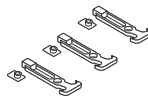
**Vertical Cable Manager**  
 Understanding  
 ▶ Page 122  
 Specifying  
 ▶ Page 137



**Horizontal Cable Manager**  
 Understanding  
 ▶ Page 122  
 Specifying  
 ▶ Page 137



**Cable Management Clip**  
 Specifying  
 ▶ Page 138

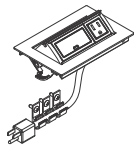


**Flex Ganger Package**  
 Understanding  
 ▶ Page 123  
 Specifying  
 ▶ Page 138

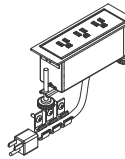
Power and Data Access



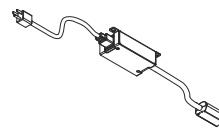
**Grommet**  
 Understanding  
 ▶ Page 118  
 Specifying  
 ▶ Page 140



**Pop-Up Power, Cord**  
 Understanding  
 ▶ Page 118  
 Specifying  
 ▶ Page 140



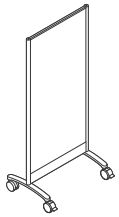
**Flush Power, Cord**  
 Understanding  
 ▶ Page 118  
 Specifying  
 ▶ Page 141



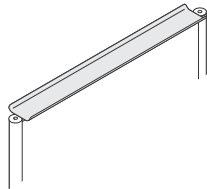
**Power Infeed**  
 Understanding  
 ▶ Page 121  
 Specifying  
 ▶ Page 141

Groupwork, continued

Screen and Marker Trays



**Screens**  
Understanding  
▶ Page 164  
Specifying  
▶ Page 166



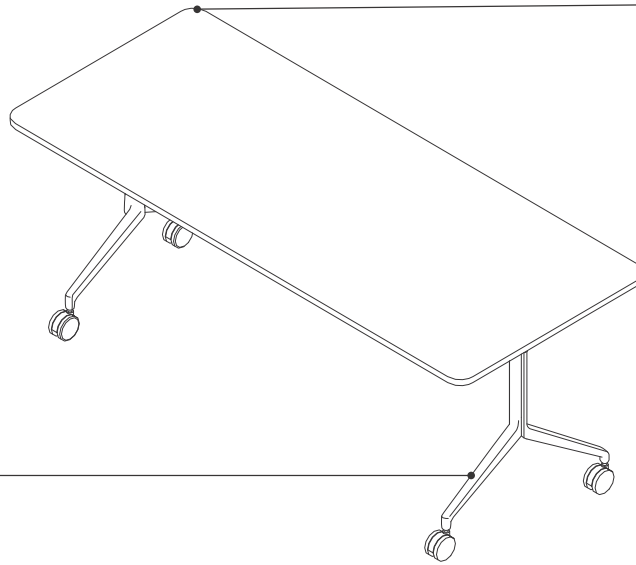
**Marker Trays**  
Understanding  
▶ Page 164  
Specifying  
▶ Page 168



# Flip-Top Training Tables

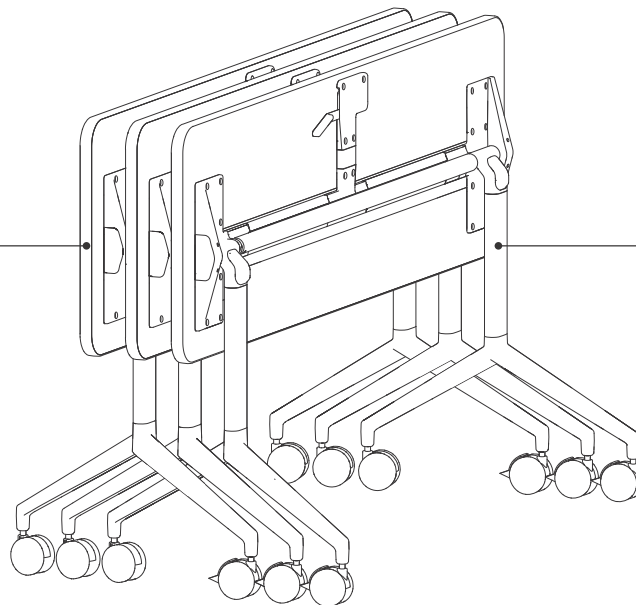
**Groupwork flip-top training tables** offer a solution for active learning environments and multipurpose rooms. With its easy to use one-handed activation lever and mechanism on the user side, one person can set it up or take it down, move it, and compactly store a roomful of tables with minimal effort.

► Specifying, pages 124–128



**Worksurfaces** have 2" radius corners with 3 mm edge band on all sides when Low-Pressure or High-Pressure Laminate is specified. Edge band color is specifiable.

**Legs** support 19"D, 24"D, and 30"D rectangle tables and 36"D team tables.




**Top** is 1" thick particle board with Low-Pressure or High-Pressure Laminate and two coordinating backer finishes or wood veneer with Gatorboard backer.

**Tables** are 28½"H.

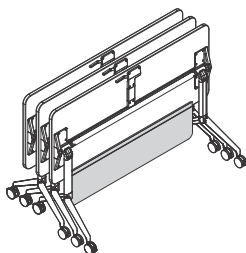
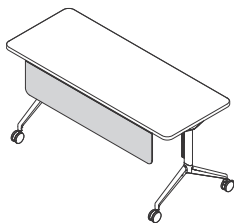
**Product Details**

**Underside of table** can be specified in light or dark. *Tip: Veneer worksurfaces do not have a colored laminate underside. The underside color must still be specified for the support brackets and reinforcing channels.*

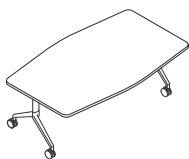


**Reinforcing channel** must be used on worksurfaces 66"W and greater to minimize deflection. On tables 66"W to 84"W, reinforcing channels come standard and are field installed. When installed, channels add 1" below the table. The reinforcing channel will match the understructure finish selection (light, medium, or dark).

**Casters** are 3" diameter, dual wheels that allow the tables to move easily on carpet or hard floors. Flip-top training tables are available with either two locking casters (user/handle side) and two non-locking casters or with four locking casters. Soft casters are available as an option and can be specified light or dark. The brake on soft casters is always red. Soft casters are recommended for use on hard floors. Glides are not available on the flip-top training table.



**Modesty panels** are constructed of a lightweight fiberglass substrate wrapped with fabric. Panel attaches to the underside of the table with a plastic extrusion that allows the panel to rotate from both the in-use and nested position with ease. Modesty panel stays with the table when flipped and in nesting position, or in-use position.



**Modesty panels** can not be used on 36"D team tables.

**Modesty Panel Dimensions**

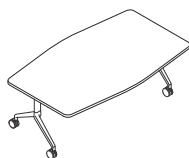
Table Width	Actual Width
36"	22 <sup>1</sup> / <sub>5</sub> "
42"	25 <sup>1</sup> / <sub>5</sub> "
48"	31 <sup>1</sup> / <sub>5</sub> "
60"	46 <sup>1</sup> / <sub>5</sub> "
66"	49 <sup>1</sup> / <sub>5</sub> "
72"	55 <sup>1</sup> / <sub>5</sub> "
84"	67 <sup>1</sup> / <sub>5</sub> "

**Flip-top training table** flips from its in-use position to its nesting position by using one hand to pull the release handle and in the same motion lift the top to its nesting position. The movement is easy and controlled and no additional locking is required.

**Release handle** is black and is only used to unlock the table from the in-use position.

*Tip: Flip-top tables in the in-use position have a natural flex in them and are not completely static.*

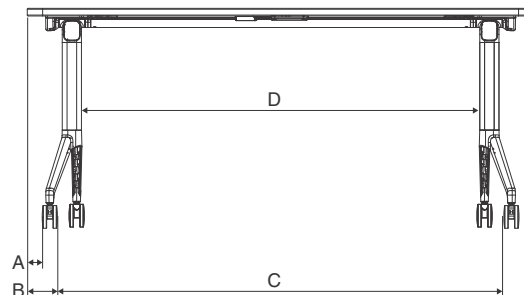
**Rectangle training tables** are parametric in width from 36"W to 84"W in 1/16" increments. Team training tables are parametric in width from 60"W to 84"W in 1/16" increments.



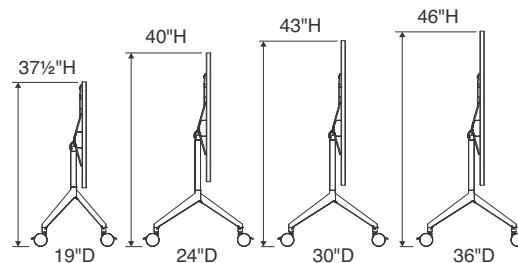
**Team tables** are designed specifically for small group work and project teams offering an angled shape on both sides of the table.

**Clamp on power units** are not recommended on flip-top tables due to possible collision when tables are nested.

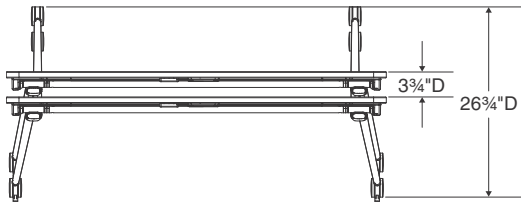
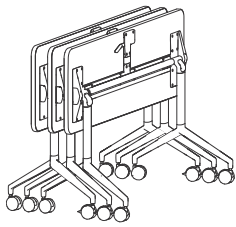
*Tip: Attaching monitor arms to freestanding tables with casters or glides is not recommended due to tipping hazards.*



Depth	Width	A	B	C	D
19"	48"	2 <sup>1</sup> / <sub>2</sub> "	4 <sup>1</sup> / <sub>2</sub> "	39 <sup>1</sup> / <sub>16</sub> "	34"
19"	60"	1"	3"	54 <sup>1</sup> / <sub>16</sub> "	49"
19"	66"	2 <sup>1</sup> / <sub>2</sub> "	4 <sup>1</sup> / <sub>2</sub> "	57 <sup>1</sup> / <sub>16</sub> "	52"
19"	72"	2 <sup>1</sup> / <sub>2</sub> "	4 <sup>1</sup> / <sub>2</sub> "	63 <sup>1</sup> / <sub>8</sub> "	58"
19"	84"	2 <sup>1</sup> / <sub>2</sub> "	4 <sup>1</sup> / <sub>2</sub> "	75 <sup>1</sup> / <sub>16</sub> "	70"
24"	36"	2 <sup>5</sup> / <sub>8</sub> "	2 <sup>1</sup> / <sub>2</sub> "	31 <sup>1</sup> / <sub>8</sub> "	25"
24"	42"	2"	4"	34 <sup>1</sup> / <sub>8</sub> "	28"
24"	48"	2"	4"	40 <sup>1</sup> / <sub>8</sub> "	34"
24"	60"	2 <sup>5</sup> / <sub>8</sub> "	2 <sup>1</sup> / <sub>2</sub> "	55 <sup>1</sup> / <sub>8</sub> "	49"
24"	66"	2"	4"	58 <sup>1</sup> / <sub>8</sub> "	52"
24"	72"	2"	4"	64 <sup>1</sup> / <sub>8</sub> "	58"
24"	84"	2"	4"	76 <sup>1</sup> / <sub>8</sub> "	70"
30"	36"	2 <sup>5</sup> / <sub>8</sub> "	2 <sup>1</sup> / <sub>2</sub> "	31 <sup>1</sup> / <sub>8</sub> "	25"
30"	42"	2"	4"	34 <sup>1</sup> / <sub>8</sub> "	28"
30"	48"	2"	4"	40 <sup>1</sup> / <sub>8</sub> "	34"
30"	60"	2 <sup>5</sup> / <sub>8</sub> "	2 <sup>1</sup> / <sub>2</sub> "	55 <sup>1</sup> / <sub>8</sub> "	49"
30"	66"	2"	4"	58 <sup>1</sup> / <sub>8</sub> "	52"
30"	72"	2"	4"	64 <sup>1</sup> / <sub>8</sub> "	58"
30"	84"	2"	4"	76 <sup>1</sup> / <sub>8</sub> "	70"
36"	60"	2 <sup>5</sup> / <sub>8</sub> "	2 <sup>1</sup> / <sub>2</sub> "	55 <sup>1</sup> / <sub>8</sub> "	49"
36"	66"	2"	4"	58 <sup>1</sup> / <sub>8</sub> "	52"
36"	72"	2"	4"	64 <sup>1</sup> / <sub>8</sub> "	58"
36"	84"	2"	4"	76 <sup>1</sup> / <sub>8</sub> "	70"



Flip-Top Training Tables, continued

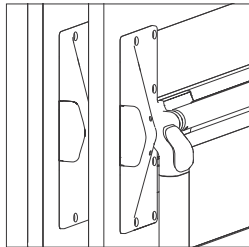


**Flip-top training tables** can be nested for space saving storage. Two 24" D or 30" D tables nested together are 26 3/4" D while two 19" D tables nested together are 21 3/4" D. Each nested flip-top table adds approximately 3 3/4" to the nesting depth. Three tables nested together fit through a standard door.

*Tip: Old flip-top tables (TS4FL2724TC2 and TS4FL2730TC2) cannot be nested with new flip-top tables (TS4FLIP and TS4FLIP2).*

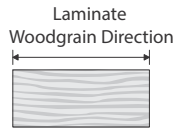
*Tip: It is recommended to move one table at a time for both in-use or nested position.*

*Tip: For legs, the 19" D legs are different and do not nest with 24/30/36" D legs. 24", 30", and 36" D tables use the same legs.*



**Leg bumper** will always be the main point of contact between two nesting tables.

**Surface Materials**



**Woodgrain laminates** are always oriented with the grain direction running parallel with the length of the table top. You cannot specify woodgrain laminates with end- or side-matched grain directions.

**Table top**

- Low-Pressure Laminate
- High-Pressure Laminate
- Open Line laminate
- Wood veneer
- Customiz stain (option)

**Edge**

- 3 mm plastic
- Wood veneer

**Legs**

- Paint

**Underside**

- Laminate backer

**Pop-up power**

- 4799 Platinum Metallic
- 7243 Seagull
- 7360 Merle

**Flush power**

- 6053 Seagull
- 6527 Merle

**Grommet**

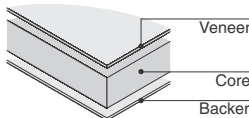
- Black plastic

**Vertical cable manager**

- 6527 Merle

**Horizontal cable manager**

- P631 Dark Heather Grey



**Wood veneer table**

**tops** are fabricated with Architectural Grade AA hand-selected hardwood veneer, plain sliced, book matched, and bonded to the core with a backing sheet for balance. Due to natural variations in wood, finished products may vary from samples in color, texture, and grain.

**Wood** is a natural material; slight variations occur in veneer texture, color, grain configuration, and stain acceptance. Steelcase stains are all applied with an exacting regard for consistency and are well within traditional tolerances for wood products.

*Tip: Finished tops may vary slightly in tone or character from each other or from the samples Steelcase produces. No guarantee can be made of an absolutely exact match.*

**Swatch cards and actual samples of standard wood veneers**

are available from your Customer Service representative.

**Additional wood veneer species**

are available. To confirm availability and to determine pricing, contact your local dealer, the Steelcase Solutions Resource Team, or the Steelcase Solutions Fulfillment Team at 1.888.STEELCASE (1.888.783.3522) or send an e-mail to lineone@steelcase.com.

**Stains** applied to Steelcase wood veneer table tops are standard with the same stain color applied to both the top and the solid hardwood edge profile. Steelcase strives to produce a consistently high quality product and some natural variation in color is to be expected. This is especially apparent on natural woods which have no stain applied. This color variation is normal and reflects the unique and natural properties of wood. This should not be considered a defect.

**Care & Maintenance**

**Laminate** should be cleaned with soap and water. For stubborn stains, use a non-abrasive household cleaner.

**Veneers** should be cleaned regularly with mild soap and water and dried with a soft cloth. To polish, use silicone-free household polishers. Use sparingly. *Tip: Never use ammonia based cleaners or wax on wood surfaces.*

**Powder coat finishes on table legs**

should be cleaned with a liquid detergent and water. Remove stubborn stains with liquid cleanser, such as Formula 409.

**Tables** should be inspected and maintained regularly by tightening screws and bolts, inspecting casters for damage, and inspecting all moving parts for damage and wear.





# Non-Flip Training Tables

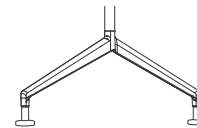
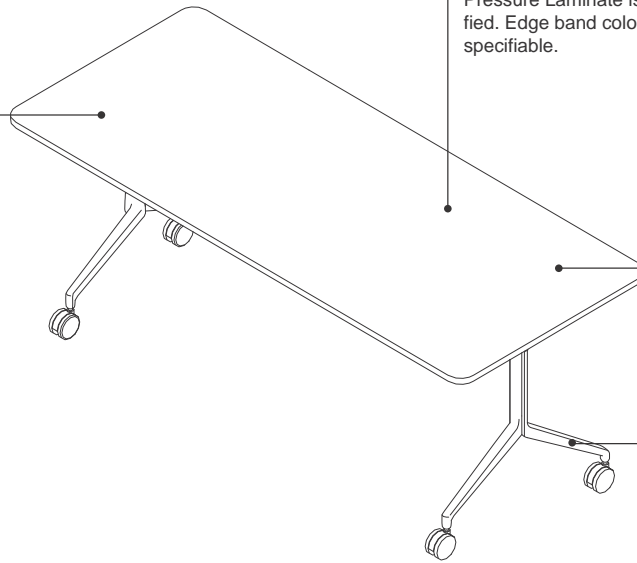
**Groupwork non-flip training tables** offer a solution for active learning environments and multipurpose rooms. With its light but sturdy construction, tables are easily rearranged to fit any room or layout. This table series is available in multiple top sizes on casters or glides.  
▶ Specifying, pages 130–134

**Top** is 1" thick particle board with Low-Pressure or High-Pressure Laminate and two coordinating backer finishes or wood veneer with Gatorboard backer.

**Worksurfaces** have 2" radius corners with 3 mm edge band on all sides when Low-Pressure or High-Pressure Laminate is specified. Edge band color is specifiable.

**Tables** are 28½"H.

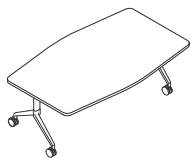
**Legs** support 19"D, 24"D, and 30"D rectangle tables and 36"D team tables.



**Glides** are available on non-flip tables only. Cast leg glides are painted to match the leg color chosen. Overall height of the table remains the same whether standard casters, soft casters, or glides have been chosen.

**Product Details**

**Underside of table** can be specified in light or dark. *Tip: Veneer worksurfaces do not have a colored laminate underside. The underside color must still be specified for the support brackets and reinforcing channels.*

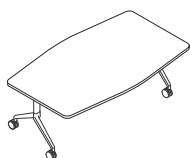


**Modesty panels** can not be used on 36"D team tables.

**Modesty Panel Dimensions**


Table Width	Actual Width
36"	22 <sup>1</sup> / <sub>5</sub> "
42"	25 <sup>1</sup> / <sub>5</sub> "
48"	31 <sup>1</sup> / <sub>5</sub> "
60"	46 <sup>1</sup> / <sub>5</sub> "
66"	49 <sup>1</sup> / <sub>5</sub> "
72"	55 <sup>1</sup> / <sub>5</sub> "
84"	67 <sup>1</sup> / <sub>5</sub> "

**Rectangle training tables** are parametric in width from 36"W to 84"W in 1/16" increments. Team training tables are parametric in width from 60"W to 84"W in 1/16" increments.



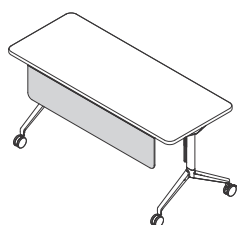
**Team tables** are designed specifically for small group work and project teams offering an angled shape on both sides of the table.

**Attaching monitor arms to freestanding tables with casters or glides** is not recommended due to tipping hazards.

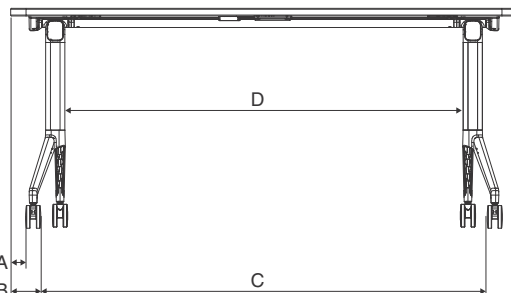


**Reinforcing channel** must be used on worksurfaces 48"W and greater to minimize deflection. Tables 60"W and greater require 2 channels. On tables 48"W to 84"W, reinforcing channels come standard and are field installed. When installed, channels add 1" below the table. The reinforcing channel will match the under-structure finish selection (light, medium, or dark).

**Casters** are 3" diameter, dual wheels that allow the tables to move easily on carpet or hard floors. Non-flip training tables are available with either two locking casters (user/handle side) and two non-locking casters or with four locking casters. Soft casters are available as an option and can be specified light or dark. The brake on soft casters is always red. Soft casters are recommended for use on hard floors. Glides are available on non-flip training tables only.

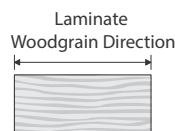


**Modesty panels** are constructed of a light-weight fiberglass substrate wrapped with fabric. Panel attaches to the underside of the table with a plastic extrusion.



Depth	Width	A	B	C	D
19"	48"	0.500"	2 <sup>1</sup> / <sub>2</sub> "	43"	37 <sup>4</sup> / <sub>5</sub> "
19"	60"	0.500"	2 <sup>1</sup> / <sub>2</sub> "	55"	49 <sup>4</sup> / <sub>5</sub> "
19"	66"	0.500"	2 <sup>1</sup> / <sub>2</sub> "	61"	55 <sup>4</sup> / <sub>5</sub> "
19"	72"	0.500"	2 <sup>1</sup> / <sub>2</sub> "	67"	61 <sup>4</sup> / <sub>5</sub> "
19"	84"	0.500"	2 <sup>1</sup> / <sub>2</sub> "	79"	73 <sup>4</sup> / <sub>5</sub> "
24"	36"	0.030"	2"	32"	25 <sup>4</sup> / <sub>5</sub> "
24"	42"	0.030"	2"	38"	31 <sup>4</sup> / <sub>5</sub> "
24"	48"	0.030"	2"	44"	37 <sup>4</sup> / <sub>5</sub> "
24"	60"	0.030"	2"	56"	49 <sup>4</sup> / <sub>5</sub> "
24"	66"	0.030"	2"	62"	55 <sup>4</sup> / <sub>5</sub> "
24"	72"	0.030"	2"	68"	61 <sup>4</sup> / <sub>5</sub> "
24"	84"	0.030"	2"	80"	73 <sup>4</sup> / <sub>5</sub> "
30"	36"	0.030"	2"	32"	25 <sup>4</sup> / <sub>5</sub> "
30"	42"	0.030"	2"	38"	31 <sup>4</sup> / <sub>5</sub> "
30"	48"	0.030"	2"	44"	37 <sup>4</sup> / <sub>5</sub> "
30"	60"	0.030"	2"	56"	49 <sup>4</sup> / <sub>5</sub> "
30"	66"	0.030"	2"	62"	55 <sup>4</sup> / <sub>5</sub> "
30"	72"	0.030"	2"	68"	61 <sup>4</sup> / <sub>5</sub> "
30"	84"	0.030"	2"	80"	73 <sup>4</sup> / <sub>5</sub> "
36"	60"	0.030"	2"	56"	49 <sup>4</sup> / <sub>5</sub> "
36"	66"	0.030"	2"	62"	55 <sup>4</sup> / <sub>5</sub> "
36"	72"	0.030"	2"	68"	61 <sup>4</sup> / <sub>5</sub> "
36"	84"	0.030"	2"	80"	73 <sup>4</sup> / <sub>5</sub> "

**Surface Materials**



**Woodgrain laminates** are always oriented with the grain direction running parallel with the length of the table top. You cannot specify woodgrain laminates with end- or side-matched grain directions.

**Table top**

- Low-Pressure Laminate
- High-Pressure Laminate
- Open Line laminate
- Wood veneer
- Customiz stain (option)

**Edge**

- 3 mm plastic
- Wood veneer

**Legs**

- Paint

**Underside**

- Laminate backer

**Pop-up power**

- 4799 Platinum Metallic
- 7243 Seagull
- 7360 Merle

**Flush power**

- 6053 Seagull
- 6527 Merle

**Grommet**

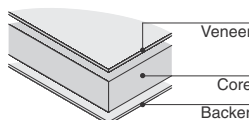
- Black plastic

**Vertical cable manager**

- 6527 Merle

**Horizontal cable manager**

- P631 Dark Heather Grey



**Wood veneer table tops**

are fabricated with Architectural Grade AA hand-selected hardwood veneer, plain sliced, book matched, and bonded to the core with a backing sheet for balance. Due to natural variations in wood, finished products may vary from samples in color, texture, and grain.

## Non-Flip Training Tables, continued

**Wood** is a natural material; slight variations occur in veneer texture, color, grain configuration, and stain acceptance. Steelcase stains are all applied with an exacting regard for consistency and are well within traditional tolerances for wood products.

*Tip: Finished tops may vary slightly in tone or character from each other or from the samples Steelcase produces. No guarantee can be made of an absolutely exact match.*

**Swatch cards and actual samples of standard wood veneers** are available from your Customer Service representative.

**Additional wood veneer species** are available. To confirm availability and to determine pricing, contact your local dealer, the Steelcase Solutions Resource Team, or the Steelcase Solutions Fulfillment Team at 1.888.STEELCASE (1.888.783.3522) or send an e-mail to [lineone@steelcase.com](mailto:lineone@steelcase.com).

**Stains** applied to Steelcase wood veneer table tops are standard with the same stain color applied to both the top and the solid hardwood edge profile. Steelcase strives to produce a consistently high quality product and some natural variation in color is to be expected. This is especially apparent on natural woods which have no stain applied. This color variation is normal and reflects the unique and natural properties of wood. This should not be considered a defect.

### Care & Maintenance

**Laminate** should be cleaned with soap and water. For stubborn stains, use a non-abrasive household cleaner.

**Veneers** should be cleaned regularly with mild soap and water and dried with a soft cloth. To polish, use silicone-free household polishes. Use sparingly.

*Tip: Never use ammonia based cleaners or wax on wood surfaces.*

**Powder coat finishes on table legs** should be cleaned with a liquid detergent and water. Remove stubborn stains with liquid cleanser, such as Formula 409.

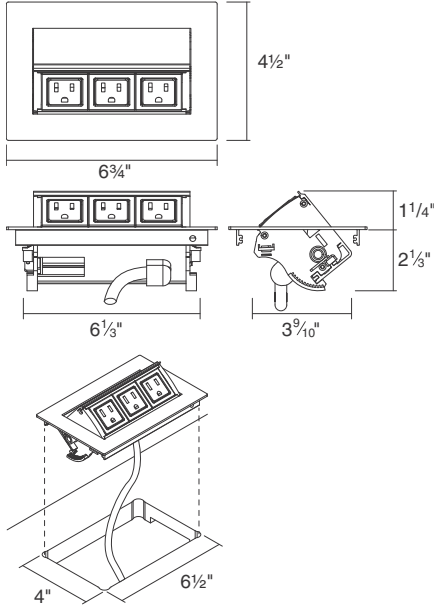
**Tables** should be inspected and maintained regularly by tightening screws and bolts, inspecting casters and glides for damage, and inspecting all moving parts for damage and wear.



# Training Table Power and Connections

## Power, Data, and Wiring

### Pop-Up Power



**Pop-up power** is a 4 1/2" x 6 3/4" desktop module and can be configured in several choices:

- Three power
- Two power/one data
- Two power/one USB-A+C 20W
- One power/one USB-C 100W

The pop-up power unit has a six-foot power cord and choice of standard NEMA 15-amp plug or low profile plug type.

For access to the outlets, the user opens a hinged door. Pop-up power can not be closed when cords are attached. Pop-up power are NRTL and CSA listed. When data is specified, an array of faceplates are supplied to accommodate a range of voice/data communication outlets.

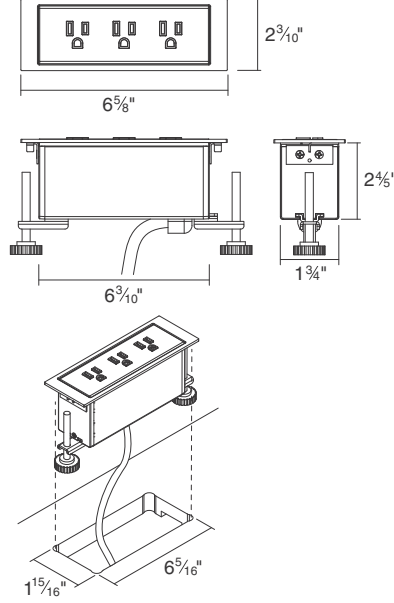
### Hinge Door

4799 Platinum  
7243 Seagull  
7360 Merle

### Outlets

6527 Merle  
6053 Seagull  
6527 Merle

### Flush Power



**Flush power** is a 2 3/10" x 6 5/8" desktop module and can be configured in several choices:

- Three power
- Two power/one data
- Two power/one USB-A+C 20W
- One power/one USB-C 100W

The flush power unit has a six-foot power cord and choice of standard NEMA 15-amp plug or low profile plug type. Flush power are NRTL and CSA listed.

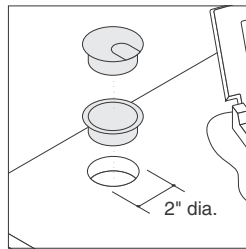
When data is specified, an array of faceplates are supplied to accommodate a range of voice/data communication outlets.

**Factory installed cutouts** are available as standard option for tables. For the top to have a factory installed cutout, you must specify the option, where applicable, otherwise the table will be shipped without a cutout.

▶ See pages 119 and 120

**Field installed desktop modules** are ordered separately, not as an option, therefore, the table top will not have a cutout and must be cut in the field per the required locations.

▶ See pages 119 and 120



**Grommets** are available and have a 2" diameter opening. For factory cutout, specify the grommet as an option on the table. Field installation is available. To specify, order the grommet and the table as separate items.

## Power Compatibility

### Legend

■ = Compatible

	Flush Center	Flush Left & Right	Pop-Up Center	Pop-Up Left & Right	Grommet Center	Grommet Left & Right
--	--------------	--------------------	---------------	---------------------	----------------	----------------------

### Table Type and Dimension

#### Groupwork Rectangle

19" x 48"	■	N.A.	N.A.	N.A.	■	N.A.
19" x 60"	■	N.A.	N.A.	N.A.	■	N.A.
19" x 66"	■	N.A.	N.A.	N.A.	■	N.A.
19" x 72"	■	■	N.A.	N.A.	■	■
19" x 84"	■	■	N.A.	N.A.	■	■
24" x 36"	■	N.A.	■	N.A.	■	N.A.
24" x 42"	■	N.A.	■	N.A.	■	N.A.
24" x 48"	■	N.A.	■	N.A.	■	N.A.
24" x 60"	■	N.A.	■	N.A.	■	N.A.
24" x 66"	■	N.A.	■	N.A.	■	N.A.
24" x 72"	■	■	■	■	■	■
24" x 84"	■	■	■	■	■	■
30" x 36"	■	N.A.	■	N.A.	■	N.A.
30" x 42"	■	N.A.	■	N.A.	■	N.A.
30" x 48"	■	N.A.	■	N.A.	■	N.A.
30" x 60"	■	N.A.	■	N.A.	■	N.A.
30" x 66"	■	N.A.	■	N.A.	■	N.A.
30" x 72"	■	■	■	■	■	■
30" x 84"	■	■	■	■	■	■

#### Groupwork Team

36" x 60"	■	N.A.	■	N.A.	■	N.A.
36" x 66"	■	N.A.	■	N.A.	■	N.A.
36" x 72"	■	■	■	■	■	■
36" x 84"	■	■	■	■	■	■

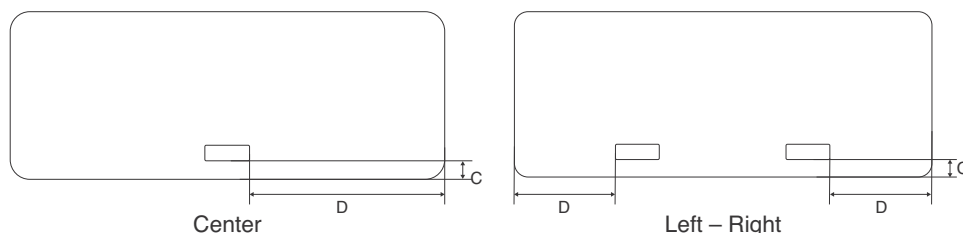
*Tip: Cannot have differing devices on same table top.*

*Tip: Cannot combine power and grommets on the same table top.*

**Power Access Locations for Groupwork Training Tables**

Groupwork Rectangle					
	Power Access	ALL	FLUSH	POPUP	GROMMET
Size	Power Position	C	D	D	D
19" x 48"	Center	2½"	20½"	N.A.	23"
	Left-Right	N.A.	N.A.	N.A.	N.A.
19" x 60"	Center	2½"	26½"	N.A.	29"
	Left-Right	N.A.	N.A.	N.A.	N.A.
19" x 66"	Center	2½"	29½"	N.A.	32"
	Left-Right	N.A.	N.A.	N.A.	N.A.
19" x 72"	Center	2½"	32½"	N.A.	35"
	Left-Right	2½"	14½"	N.A.	17"
19" x 84"	Center	2½"	38½"	N.A.	41"
	Left-Right	2½"	17½"	N.A.	20"
24" x 36"	Center	2½"	14½"	14¾"	17"
	Left-Right	N.A.	N.A.	N.A.	N.A.
24" x 42"	Center	2½"	17½"	17¾"	20"
	Left-Right	N.A.	N.A.	N.A.	N.A.
24" x 48"	Center	2½"	20½"	20¾"	23"
	Left-Right	N.A.	N.A.	N.A.	N.A.
24" x 60"	Center	2½"	26½"	26¾"	29"
	Left-Right	N.A.	N.A.	N.A.	N.A.
24" x 66"	Center	2½"	29½"	29¾"	32"
	Left-Right	N.A.	N.A.	N.A.	N.A.
24" x 72"	Center	2½"	32½"	32¾"	35"
	Left-Right	2½"	14½"	14¾"	17"
24" x 84"	Center	2½"	38½"	38¾"	41"
	Left-Right	2½"	17½"	17¾"	20"
30" x 36"	Center	2½"	14½"	14¾"	17"
	Left-Right	N.A.	N.A.	N.A.	N.A.
30" x 42"	Center	2½"	17½"	17¾"	20"
	Left-Right	N.A.	N.A.	N.A.	N.A.
30" x 48"	Center	2½"	20½"	20¾"	23"
	Left-Right	N.A.	N.A.	N.A.	N.A.
30" x 60"	Center	2½"	26½"	26¾"	29"
	Left-Right	N.A.	N.A.	N.A.	N.A.
30" x 66"	Center	2½"	29½"	29¾"	32"
	Left-Right	N.A.	N.A.	N.A.	N.A.
30" x 72"	Center	2½"	32½"	32¾"	35"
	Left-Right	2½"	14½"	14¾"	17"
30" x 84"	Center	2½"	38½"	38¾"	41"
	Left-Right	2½"	17½"	17¾"	20"

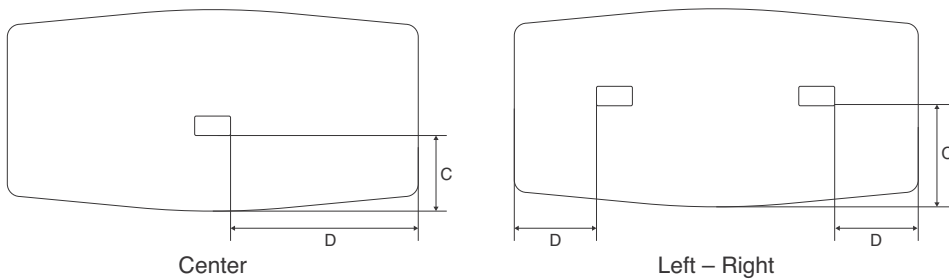
Tip: Dimensions here are based on modular widths. Parametric widths may have varying dimensions.



**Power Access Locations for Groupwork Training Tables, continued**

<b>Groupwork Team</b>										
Power Access	FLUSH	POPOP	GROMMET	FLUSH	POPOP	GROMMET	FLUSH	POPOP	GROMMET	
Table Type	Non-Flip			Flip			Flip and Non-Flip			
Size	Power Position	C	C	C	C	C	C	D	D	D
36" x 60"	Center	17"	16"	17"	13 <sup>3</sup> / <sub>10</sub> "	11 <sup>1</sup> / <sub>2</sub> "	20 <sup>3</sup> / <sub>5</sub> "	26 <sup>1</sup> / <sub>2</sub> "	26 <sup>3</sup> / <sub>4</sub> "	29"
	Left-Right	N.A.	N.A.	N.A.	N.A.	N.A.	N.A.	N.A.	N.A.	N.A.
36" x 66"	Center	17"	16"	17"	13 <sup>3</sup> / <sub>10</sub> "	11 <sup>1</sup> / <sub>2</sub> "	20 <sup>3</sup> / <sub>5</sub> "	29 <sup>1</sup> / <sub>2</sub> "	29 <sup>3</sup> / <sub>4</sub> "	32"
	Left-Right	N.A.	N.A.	N.A.	N.A.	N.A.	N.A.	N.A.	N.A.	N.A.
36" x 72"	Center	17"	16"	17"	13 <sup>3</sup> / <sub>10</sub> "	11 <sup>1</sup> / <sub>2</sub> "	20 <sup>3</sup> / <sub>5</sub> "	32 <sup>1</sup> / <sub>2</sub> "	32 <sup>3</sup> / <sub>4</sub> "	35"
	Left-Right	17"	16"	17"	18 <sup>3</sup> / <sub>10</sub> "	18 <sup>3</sup> / <sub>10</sub> "	15 <sup>1</sup> / <sub>10</sub> "	14 <sup>1</sup> / <sub>2</sub> "	14 <sup>3</sup> / <sub>4</sub> "	17"
36" x 84"	Center	17"	16"	17"	13 <sup>3</sup> / <sub>10</sub> "	11 <sup>1</sup> / <sub>2</sub> "	20 <sup>3</sup> / <sub>5</sub> "	38 <sup>1</sup> / <sub>2</sub> "	38 <sup>3</sup> / <sub>4</sub> "	41"
	Left-Right	17"	16"	17"	18 <sup>3</sup> / <sub>10</sub> "	18 <sup>3</sup> / <sub>10</sub> "	15 <sup>1</sup> / <sub>10</sub> "	17 <sup>1</sup> / <sub>2</sub> "	17 <sup>3</sup> / <sub>4</sub> "	20"

Tip: Dimensions here are based on modular widths. Parametric widths may have varying dimensions.

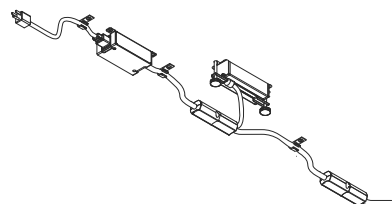


**Seating Capacity Guidelines**

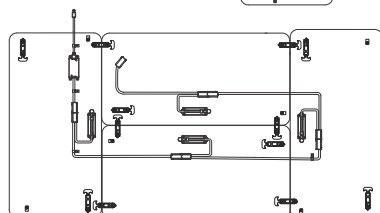
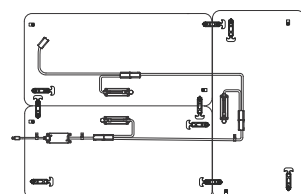
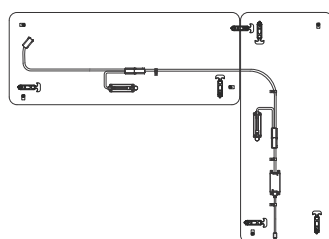
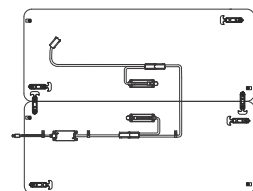
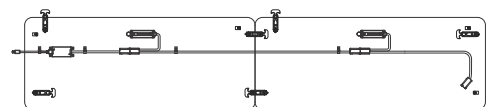
Depth	Width	Approximate Capacity
<b>Groupwork Rectangle</b>		
19"	48"	1
19"	60"	2
19"	66"	2
19"	72"	2
19"	84"	2
24"	36"	1
24"	42"	1
24"	48"	1
24"	60"	2
24"	66"	2
24"	72"	2
24"	84"	2
30"	36"	1
30"	42"	1
30"	48"	1
30"	60"	2
30"	66"	2
30"	72"	2
30"	84"	2

Depth	Width	Approximate Capacity
<b>Groupwork Team</b>		
36"	60"	4
36"	66"	4
36"	72"	4
36"	84"	6

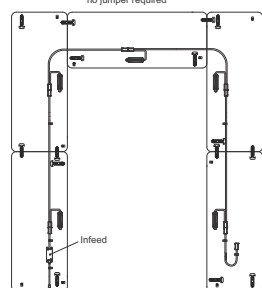




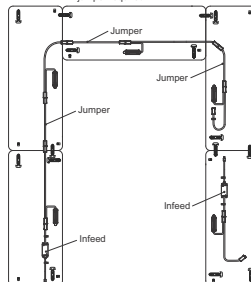
**When several tables need to be connected to one another**, providing power to the entire series, modular power can be specified as an option. When modular power is specified, a flush or pop-up power unit is required to be specified in order to access power. When modular power is selected, an infeed needs to be ordered. These are ordered separately. One infeed can support up to a maximum of eight connections. Tables 60"W or less require one infeed per eight tables. Tables 60½"W and greater with one power unit require a jumper which counts as a connection, so one infeed per four tables is needed. Jumpers ship automatically when needed. Each power unit also counts as a connection so tables 72"W and greater with two power units require a new infeed every four tables.



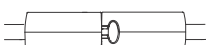
Tables 36"W to 60"W—  
no jumper required



Tables 60½"W to 84"W—  
jumper required

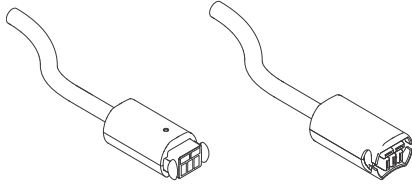


**The installation of the modular power system** must be followed in accordance with all assembly directions. Improper usage could result in risk of fire or electric shock. Only connect to products labeled "Modular Power System". For use in indoor, dry locations only.

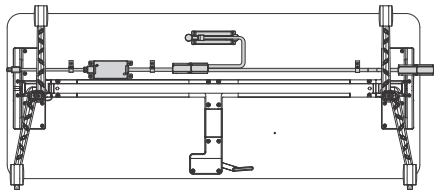


**The modular power kit** consists of one "male" modular connector and one "female" modular connector allowing only one way to connect the power system. The modular connectors snap together, and easily disengage by pressing the release buttons on either side of the connection. The modular connectors are designed for easy end-user reconfigurations.

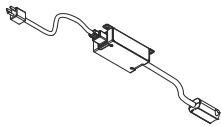
Training Table Power and Connections, continued



The modular connectors are pattern-coded for intuitive match-up when connecting the modular power system. Match the pattern in order to properly connect tables together.

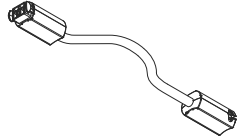


The modular power system is easily installed into pre-drilled holes in the table. The modular power system connectors are easily accessible and always in the same location, and comes with all the necessary hardware.



Modular power requires an infeed to power the tables which are ordered separately. The power cord is 6 feet with the option for either a 15-amp plug or a low profile plug.

One infeed can support up to a maximum of eight connections. Tables 60"W or less require one infeed per eight tables. Tables 60<sup>1</sup>/<sub>16</sub>"W and greater with one power unit require a jumper which counts as a connection, so one infeed per four tables is needed. Jumpers ship automatically when needed. Each power unit also counts as a connection so tables 72"W and greater with two power units require a new infeed every four tables.



The modular power system is based on the width of the table. For tables wider than 60", a jumper is required and will be shipped automatically, no need to order separately. There are eight connections allowed per infeed, using jumpers adds connections and reduces the number of tables that can be linked together before a new infeed is required.

**Specifying desktop power with modular power system.**

Tip: Grommets cannot be mixed with desktop modules on a single table.

**1. Determine the type of desktop module required and its configuration.**

Desktop power is required when using modular power. Choose between flush or pop-up power and pick the desired configuration.

Tip: Grommets are available, however, cannot be used with desktop or modular power as they occupy the same space as desktop power units.

**2. Determine how many desktop modules.**

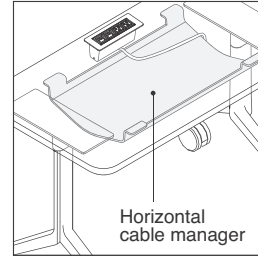
Understand the number of people sitting at the table with the requirements between power, data, and USB along with where the desktop modules are located, one in the center or two in left and right position for individual or shared use.

**3. Table width determines your modular power harness length.**

When table width has been specified and modular power is selected, SmartTools will automatically select the proper length modular power unit for your table. It will also automatically include a jumper if required.

**4. Determine number of infeeds required.**

Infeeds are required when using modular power and are ordered separately with either a 15-amp plug or a low profile plug to power the tables. One infeed can support up to a maximum of eight connections. One infeed per eight tables is required on tables 60"W or less. One infeed per four tables is required on tables greater than 60"W.

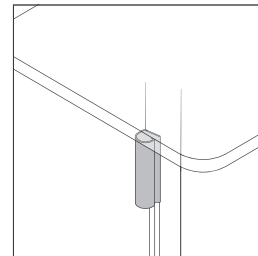


**Horizontal Cable Manager Dimensions**

Plan Width	Actual Width
36"	20"
42"	23"
48"	29"
60"	44"
66"	47"
72"	53"
84"	65"

Horizontal cable managers are available as an option or a separate style number and match the width of the table. They are made of molded PET felt and hinge on one side for easy user access.

Tip: Horizontal cable managers on 24"D tables with pop-up power selected will have interference with the power unit. The PET can be cut in the field to accommodate the power, if required.



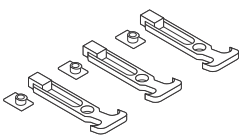
Vertical cable managers can be added to help route cables down the leg to the floor or wall.

**Vertical Cable Manager Dimensions**

Plan Depth	Actual Depth
19"	5"
24"	10"
30"	10"
36"	10"

Vertical cable managers designed to work on 24/30"D and 36"D legs will not fit on 19"D legs.

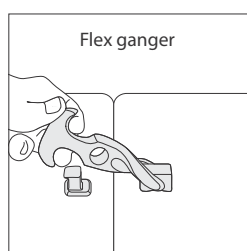
**Connections**



Flex Ganger Package	Style Number
---------------------	--------------

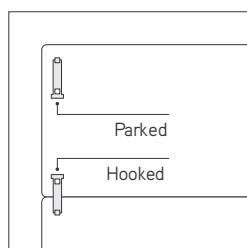
Flex Ganger	<b>TS4FG</b>
-------------	--------------

**Flex ganger packages** are available and are installed on-site. They are useful in situations when tables will frequently be reconfigured and reganged. Specify one package for each table.



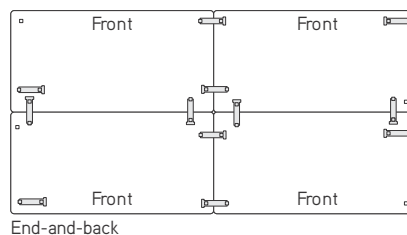
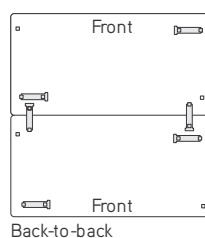
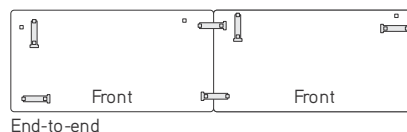
**Flex gangers** can be used to easily link adjacent tables in multiple configurations. Flex gangers use a flexible loop that engages a hook to hold two adjacent table tops in place. No tools are required to stretch the loop across the seam between two table edges and to connect it to the hook on the adjacent table. All flex ganger locations are pre-drilled for simple relocation when desired.

**When modular power** is selected, flexible ganging brackets are required and will automatically be added to your order. If additional ganging brackets are desired, more can be ordered using style number **TS4FG**.

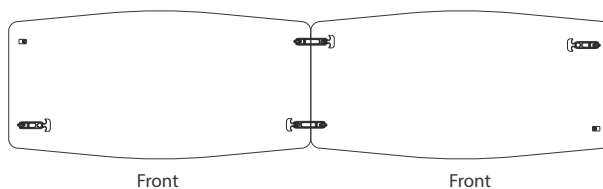


**Flex gangers** that are not in use can be folded back into the parked position.

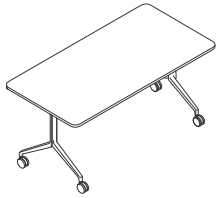
**Rectangle Tables Flex Ganger Locations**



**Team Tables Flex Ganger Locations**



# Rectangle Flip-Top Training Tables



Tip: It is recommended to move one table at a time for both in-use or nested position.

Tip: Veneer worksurfaces do not have a colored laminate underside. The underside color must still be specified for the support brackets and reinforcing channels.

Tip: Attaching monitor arms to freestanding tables with casters or glides is not recommended due to tipping hazards.

Tip: Clamp on power units and monitor arms are not allowed on flip-top tables.

Standard Includes		Required to Specify
▶ Need help? Product details, page 110	<ul style="list-style-type: none"> <li>Table: 1"- thick top, Low-Pressure or High-Pressure Laminate price group 1 or wood group 1 veneer</li> <li>3 mm radius profile edge: plastic</li> <li>Cast legs with standard casters: paint group 1</li> <li>Reinforcing channel(s) on 66"-84"W tables</li> <li>Underside color scheme: light or dark</li> </ul>	<ol style="list-style-type: none"> <li>Style number</li> <li>Size option (see below under Required Selections)</li> <li>Table size (see below under Required Selections)</li> <li>Low-Pressure or High-Pressure Laminate or Veneer color number for table</li> <li>Plastic edge band color number for table, if selected</li> <li>Paint color number for legs</li> <li>Underside color scheme</li> <li>Options, if selected (see below)</li> </ol> <p>▶ See <i>Surface Materials</i>, page 170.</p>

Required Selections	U.S. Price	Required to Specify	
<b>Size Option</b>	<ul style="list-style-type: none"> <li>Modular</li> <li>Parametric</li> </ul>	<p>No cost</p> <p>No cost</p>	<p>Specify <i>with modular</i>.</p> <p>Specify <i>with parametric</i>.</p>

Table Size		U.S. Price	Required to Specify
	<ul style="list-style-type: none"> <li>Depth</li> <li>Width</li> </ul>	<p>Prices at right</p> <p>Prices at right</p>	<p>Specify depth</p> <p>Specify width.</p>

Options	U.S. Price	Required to Specify
<b>Surface Materials</b>	<ul style="list-style-type: none"> <li>High-Pressure Laminate price group 2                             <ul style="list-style-type: none"> <li>- 36"W      +\$ 17</li> <li>- 42"W      +\$ 25</li> <li>- 48"W      +\$ 25</li> <li>- 60"W      +\$ 33</li> <li>- 66"W      +\$ 33</li> <li>- 72"W      +\$ 33</li> <li>- 84"W      +\$ 41</li> </ul> </li> <li>High-Pressure Laminate price group 3                             <ul style="list-style-type: none"> <li>- 36"W      +\$ 33</li> <li>- 42"W      +\$ 48</li> <li>- 48"W      +\$ 48</li> <li>- 60"W      +\$ 63</li> <li>- 66"W      +\$ 63</li> <li>- 72"W      +\$ 63</li> <li>- 84"W      +\$ 82</li> </ul> </li> <li>Open Line laminate      +\$102 plus cost of laminate</li> </ul>	<p>Specify laminate color number.</p> <p>Specify laminate color number.</p> <p>Specify laminate color number.</p> <p>Specify laminate color number.</p> <p>Specify laminate color number.</p> <p>Specify laminate color number.</p> <p>Specify laminate color number.</p> <p>Specify laminate color number.</p> <p>Specify laminate color number.</p> <p>Specify laminate color number.</p> <p>Specify laminate color number.</p> <p>Specify laminate color number.</p> <p>Specify laminate color number.</p> <p>Specify laminate color number.</p> <p>Specify laminate color number.</p> <p>▶ See <i>Surface Materials Reference Manual</i>.</p>

Composite veneer	U.S. Price	Required to Specify
<ul style="list-style-type: none"> <li>Composite veneer group 1</li> <li>Composite veneer group 2</li> </ul>	<p>Prices at right</p> <p>+\$102</p>	<p>Specify composite veneer color number.</p> <p>Specify composite veneer color number.</p>

Wood Veneer	U.S. Price	Required to Specify
<ul style="list-style-type: none"> <li>Wood group 2</li> <li>Wood group 3</li> <li>Customiz stain</li> <li>Full-fill finish on wood group 1</li> </ul>	<p>+\$102</p> <p>+\$358</p> <p>No cost</p> <p>+\$102</p>	<p>Specify wood color number.</p> <p>Specify wood color number.</p> <p>Specify <i>with customiz stain</i>.</p> <p>▶ See <i>Surface Materials Reference Manual</i>.</p>

Legs	U.S. Price	Required to Specify
<ul style="list-style-type: none"> <li>Paint price group 1</li> <li>Paint price group 2</li> <li>Paint price group 3</li> </ul>	<p>No cost</p> <p>+\$ 63</p> <p>+\$104</p>	<p>Specify paint color number.</p> <p>Specify paint color number.</p> <p>Specify paint color number.</p>

Underside Color Scheme	U.S. Price	Required to Specify
<ul style="list-style-type: none"> <li>Light</li> <li>Dark</li> </ul>	<p>No cost</p> <p>No cost</p>	<p>Specify <i>with light</i>.</p> <p>Specify <i>with dark</i>.</p>

Pop-Up Power	U.S. Price	Required to Specify
<ul style="list-style-type: none"> <li>Paint price group 1</li> <li>Paint price group 2</li> </ul>	<p>No cost</p> <p>+\$ 63</p>	<p>Specify paint color number.</p> <p>Specify paint color number.</p>

Soft Caster Finish	U.S. Price	Required to Specify
<ul style="list-style-type: none"> <li>Light</li> <li>Dark</li> </ul>	<p>No cost</p> <p>No cost</p>	<p>Specify <i>with light soft caster finish</i>.</p> <p>Specify <i>with dark soft caster finish</i>.</p>

▶ Options, continued on next page

## ► Options, continued from previous page

	Options	U.S. Price	Required to Specify
<b>Surface Materials, continued</b>	<b>Modesty Panel</b>		
	• Fabric price group 1	No cost	Specify fabric color number.
	• Fabric price group 2	+\$ 49	Specify fabric color number.
	• Fabric price group 3	+\$132	Specify fabric color number.
<b>Grain Direction</b>	• No grain direction	No cost	Specify <i>with no grain direction</i> .
	• Long grain direction	No cost	Specify <i>with long grain direction</i> .
	• Short grain direction	No cost	Specify <i>with short grain direction</i> .
<b>Mobility</b>	• Mobile – 4 standard casters	No cost	Specify <i>with 4 standard casters</i> and select caster type.
	• Mobile – 4 soft casters	+\$140	Specify <i>with 4 soft casters</i> and select caster type and soft caster finish.
<b>Caster Type</b>	• Two locking casters and two non-locking casters	No cost	Specify <i>with two locking casters and two non-locking casters</i> .
	• Four locking casters	No cost	Specify <i>with four locking casters</i> .
<b>Modesty Panel</b>	• 36"W	+\$465	Specify <i>with 36"W modesty panel</i> .
	• 42"W	+\$491	Specify <i>with 42"W modesty panel</i> .
	• 48"W	+\$528	Specify <i>with 48"W modesty panel</i> .
	• 60"W	+\$568	Specify <i>with 60"W modesty panel</i> .
	• 66"W	+\$577	Specify <i>with 66"W modesty panel</i> .
	• 72"W	+\$598	Specify <i>with 72"W modesty panel</i> .
	• 84"W	+\$635	Specify <i>with 84"W modesty panel</i> .
<b>Cable Manager</b>	• No cable manager	No cost	Specify <i>with no cable manager</i> .
	• 19" vertical cable manager	+\$ 72	Specify <i>with 19" vertical cable manager</i> .
	• 24"/30" vertical cable manager	+\$106	Specify <i>with 24"/30" vertical cable manager</i> .
	• Horizontal cable manager	+\$385	Specify <i>with horizontal cable manager</i> .
	• Vertical and horizontal cable managers	+\$419	Specify <i>with vertical and horizontal cable manager</i> .
<b>Power Access</b>	• No power access	No cost	Specify <i>with no power access</i> .
	• Flush power	+\$391	Specify <i>with flush power</i> and select color number.
	• Pop-up power	+\$412	Specify <i>with pop-up power</i> and select color number.
	• Grommet	+\$106	Specify <i>with grommet only</i> .
<b>Power Position</b>	• Center	No cost	Specify <i>with center position</i> .
	• Left and right	No cost	Specify <i>with left and right power position</i> .
<b>Power Configuration</b>	• Two power, one data	No cost	Specify <i>with two power, one data</i> .
	• Three power	+\$ 5	Specify <i>with three power</i> .
	• Two power, one USB-A+C 20W	+\$189	Specify <i>with two power, one USB-A+C 20W</i> .
	• One power, one USB-C 100W	+\$356	Specify <i>with one power, one USB-C 100W</i> .

## ► Options, continued on next page

Tip: Short grain can only be applied to tops less than 60"W.

Tip: Grain direction is only available when veneer is specified.

Tip: Soft casters are recommended for use on hard floors.

Tip: Horizontal cable managers are not available on 19"D tables.

Tip: Horizontal cable managers on 24"D tables with pop-up power selected will have interference with the power unit.

Tip: Pop-up power is not available on 19"D flip-top tables.

Tip: Left and right available on tables 72"W and greater.

Tip: When left and right is specified, cost of power configuration will double.

Tip: The same power configurations and upcharges apply for both the flush power and pop-up power options.

Tip: [Please update]

When USB-A+C is specified, there will be one USB-A and one USB-C port. When USB-C is specified, there is one USB port.

**For Canadian Pricing**

Multiply U.S. Price by the Canadian price factor.

► See page 1 for details.

Rectangle Flip-Top Training Tables, continued

► Options, continued from previous page

Tip: An infeed is required when modular power is selected and is ordered separately.

Tip: When modular power is selected, a flush or pop-up power unit is required.

Tip: Ganging is required when modular power is selected.

	Options	U.S. Price	Required to Specify
<b>Power Type</b>	• No modular power	No cost	Specify with no modular power.
	<b>For 36"W to 84"W Tables</b>		
	• Center modular power (36"W–60"W)	+\$ 98	Specify with center modular power.
	• Center modular power (60 <sup>1</sup> / <sub>16</sub> "W–84"W)	+\$225	Specify with center modular power.
<b>Power Plug Type</b>	<b>For 72"W to 84"W Tables Only</b>		
	• Left and right modular power	+\$196	Specify with left and right modular power.
<b>Power Plug Type</b>	• Standard NEMA 3-prong	No cost	Specify with standard NEMA 3-prong.
	• Low profile plug	+\$ 40	Specify with thread low profile plug.
<b>Ganging</b>	• No ganging	No cost	Specify with no ganging.
	• Ganging	+\$106	Specify with ganging.

Specification Information

Style Number	Depth	Modular Parametric	U.S. Base Prices							
			Widths							
			36"W	42"W	48"W	60"W	66"W	72"W	84"W	
			36"W –	42"W –	48"W –	60"W –	66"W –	72"W –	84"W	
			41 <sup>15</sup> / <sub>16</sub> "W	47 <sup>15</sup> / <sub>16</sub> "W	59 <sup>15</sup> / <sub>16</sub> "W	65 <sup>15</sup> / <sub>16</sub> "W	71 <sup>15</sup> / <sub>16</sub> "W	83 <sup>5</sup> / <sub>16</sub> "W		

Laminate

Style Number	Depth	Modular Parametric	36"W	42"W	48"W	60"W	66"W	72"W	84"W
TS4FLIP2	19"	N.A.	N.A.	\$1810	\$1846	\$1880	\$1912	\$2110	
	24"		\$1803	\$1827	\$1827	\$1870	\$1912	\$1949	\$2165
	30"		\$1865	\$1865	\$1865	\$1925	\$1972	\$2020	\$2251

Composite Veneer

Style Number	Depth	Modular Parametric	36"W	42"W	48"W	60"W	66"W	72"W	84"W
TS4FLIP2	19"	N.A.	N.A.	\$2875	\$2933	\$2986	\$3038	\$3354	
	24"		\$2862	\$2904	\$2904	\$2972	\$3038	\$3099	\$3440
	30"		\$2964	\$2964	\$2964	\$3060	\$3133	\$3208	\$3575

Veneer

Style Number	Depth	Modular Parametric	36"W	42"W	48"W	60"W	66"W	72"W	84"W
TS4FLIP2	19"	N.A.	N.A.	\$2875	\$2933	\$2986	\$3038	\$3354	
	24"		\$2862	\$2904	\$2904	\$2972	\$3038	\$3099	\$3440
	30"		\$2964	\$2964	\$2964	\$3060	\$3133	\$3208	\$3575

Tip: The 19"D legs are different and do not nest with 24"D or 30"D legs.



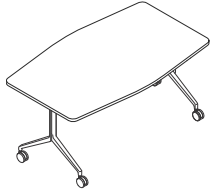
For Canadian Pricing

Multiply U.S. Price by the Canadian price factor.

► See page 1 for details.



# Team Flip-Top Training Tables



Tip: It is recommended to move one table at a time for both in-use or nested position.

Tip: Veneer worksurfaces do not have a colored laminate underside. The underside color must still be specified for the support brackets and reinforcing channels.

Tip: Attaching monitor arms to freestanding tables with casters or glides is not recommended due to tipping hazards.

Tip: Clamp on power units and monitor arms are not allowed on flip-top tables.

Tip: Grain direction is only available when veneer is specified.

Tip: Soft casters are recommended for use on hard floors.

Standard Includes		Required to Specify
▶ Need help? Product details, page 110	<ul style="list-style-type: none"> <li>Table: 1"- thick top, Low-Pressure or High-Pressure Laminate price group 1 or wood group 1 veneer</li> <li>3 mm radius profile edge: plastic</li> <li>Cast legs with 4 standard casters: paint group 1</li> <li>Reinforcing channel</li> <li>Underside color scheme: light or dark</li> </ul>	<ol style="list-style-type: none"> <li>Style number</li> <li>Size option (see below under Required Selections)</li> <li>Table size (see below under Required Selections)</li> <li>Low-Pressure or High-Pressure Laminate or veneer color number for table</li> <li>Plastic edge band color number for table, if selected</li> <li>Paint color number for legs</li> <li>Underside color scheme</li> <li>Options, if selected (see below)</li> </ol> <p>▶ See <i>Surface Materials</i>, page 170.</p>

	Required Selections	U.S. Price	Required to Specify
<b>Size Option</b>	<ul style="list-style-type: none"> <li>Modular</li> <li>Parametric</li> </ul>	No cost No cost	Specify <i>with modular</i> . Specify <i>with parametric</i> .

<b>Table Size</b>	<ul style="list-style-type: none"> <li>Depth</li> </ul>	Prices at right	Specify depth.
-------------------	---	-----------------	----------------

	Options	U.S. Price	Required to Specify
<b>Surface Materials</b>	<ul style="list-style-type: none"> <li>High-Pressure Laminate price group 2                             <ul style="list-style-type: none"> <li>- 60"W +\$ 33</li> <li>- 66"W +\$ 33</li> <li>- 72"W +\$ 33</li> <li>- 84"W +\$ 41</li> </ul> </li> <li>High-Pressure Laminate price group 3                             <ul style="list-style-type: none"> <li>- 60"W +\$ 63</li> <li>- 66"W +\$ 63</li> <li>- 72"W +\$ 63</li> <li>- 84"W +\$ 82</li> </ul> </li> <li>Open Line laminate +\$102 plus cost of laminate</li> </ul>		Specify laminate color number. Specify laminate color number. Specify laminate color number. Specify laminate color number. Specify laminate color number. Specify laminate color number. Specify laminate color number. Specify laminate color number. ▶ See <i>Surface Materials Reference Manual</i> .

Composite Veneer			
	<ul style="list-style-type: none"> <li>Composite veneer group 1</li> <li>Composite veneer group 2</li> </ul>	Prices at right +\$102	Specify composite veneer color number. Specify composite veneer color number.

Wood Veneer			
	<ul style="list-style-type: none"> <li>Wood group 2</li> <li>Wood group 3</li> <li>Customiz stain</li> <li>Full-fill finish on wood group 1</li> </ul>	+\$102 +\$358 No cost +\$102	Specify wood color number. Specify wood color number. Specify <i>with customiz stain</i> . ▶ See <i>Surface Materials Reference Manual</i> .

Legs			
	<ul style="list-style-type: none"> <li>Paint price group 1</li> <li>Paint price group 2</li> <li>Paint price group 3</li> </ul>	No cost +\$ 63 +\$104	Specify paint color number. Specify paint color number. Specify paint color number.

Underside Color Scheme			
	<ul style="list-style-type: none"> <li>Light</li> <li>Dark</li> </ul>	No cost No cost	Specify <i>with light</i> . Specify <i>with dark</i> .

Pop-Up Power			
	<ul style="list-style-type: none"> <li>Paint price group 1</li> <li>Paint price group 2</li> </ul>	No cost +\$ 63	Specify paint color number. Specify paint color number.

Soft Caster Finish			
	<ul style="list-style-type: none"> <li>Light</li> <li>Dark</li> </ul>	No cost No cost	Specify <i>with light soft caster finish</i> . Specify <i>with dark soft caster finish</i> .

<b>Grain Direction</b>	<ul style="list-style-type: none"> <li>No grain direction</li> <li>Long grain direction</li> </ul>	No cost No cost	Specify <i>with no grain direction</i> . Specify <i>with long grain direction</i> .
------------------------	--	--------------------	--

<b>Mobility</b>	<ul style="list-style-type: none"> <li>Mobile – 4 standard casters</li> <li>Mobile – 4 soft casters</li> </ul>	No cost +\$140	Specify <i>with 4 standard casters</i> and select caster type. Specify <i>with 4 soft casters</i> and select caster type and soft caster finish.
-----------------	--	-------------------	---

▶ Options, continued on next page



► Options, continued from previous page

Options	U.S. Price	Required to Specify	
<b>Caster Type</b>	<ul style="list-style-type: none"> <li>Two locking casters and two non-locking casters</li> <li>Four locking casters</li> </ul>	<p>No cost</p> <p>No cost</p>	<p>Specify with two locking casters and two non-locking casters.</p> <p>Specify with four locking casters.</p>
<b>Cable Manager</b>	<ul style="list-style-type: none"> <li>No cable manager</li> <li>Vertical cable manager</li> <li>Horizontal cable manager</li> <li>Vertical and horizontal cable managers</li> </ul>	<p>No cost</p> <p>+\$106</p> <p>+\$385</p> <p>+\$419</p>	<p>Specify with no cable manager.</p> <p>Specify with vertical cable manager.</p> <p>Specify with horizontal cable manager.</p> <p>Specify with vertical and horizontal cable manager.</p>
<b>Power Access</b>	<ul style="list-style-type: none"> <li>No power access</li> <li>Flush power</li> <li>Pop-up power</li> <li>Grommet</li> </ul>	<p>No cost</p> <p>+\$391</p> <p>+\$412</p> <p>+\$106</p>	<p>Specify with no power access.</p> <p>Specify with flush power and select color number.</p> <p>Specify with pop-up power and select color number.</p> <p>Specify with grommet only.</p>
<b>Power Position</b>	<ul style="list-style-type: none"> <li>Center</li> <li>Left and right</li> </ul>	<p>No cost</p> <p>No cost</p>	<p>Specify with center position.</p> <p>Specify with left and right power position.</p>
<b>Power Configuration</b>	<ul style="list-style-type: none"> <li>Two power, one data</li> <li>Three power</li> <li>Two power, one USB-A+C 20W</li> <li>One power, one USB-C 100W</li> </ul>	<p>No cost</p> <p>+\$ 5</p> <p>+\$189</p> <p>+\$356</p>	<p>Specify with two power, one data.</p> <p>Specify with three power.</p> <p>Specify with two power, one USB-A+C 20W.</p> <p>Specify with one power, one USB-C 100W.</p>
<b>Power Type</b>	<ul style="list-style-type: none"> <li>No modular power</li> </ul> <p><b>For 60"W to 84"W Tables</b></p> <ul style="list-style-type: none"> <li>Center modular power (60"W)</li> <li>Center modular power (60<sup>1</sup>/<sub>16</sub>"W–84"W)</li> </ul> <p><b>For 72"W to 84"W Tables Only</b></p> <ul style="list-style-type: none"> <li>Left and right modular power</li> </ul>	<p>No cost</p> <p>+\$ 98</p> <p>+\$225</p> <p>+\$196</p>	<p>Specify with no modular power.</p> <p>Specify with center modular power.</p> <p>Specify with center modular power.</p> <p>Specify with left and right modular power.</p>
<b>Power Plug Type</b>	<ul style="list-style-type: none"> <li>Standard NEMA 3-prong</li> <li>Low profile plug</li> </ul>	<p>No cost</p> <p>+\$ 40</p>	<p>Specify with standard NEMA 3-prong.</p> <p>Specify with thread low profile plug.</p>
<b>Ganging</b>	<ul style="list-style-type: none"> <li>No ganging</li> <li>Ganging</li> </ul>	<p>No cost</p> <p>+\$106</p>	<p>Specify with no ganging.</p> <p>Specify with ganging.</p>

Tip: Left and right available on tables 72"W and greater.

Tip: When left and right is specified, cost of power configuration will double.

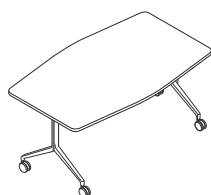
Tip: The same power configurations and upcharges apply for both the flush power and pop-up power options.

Tip: When USB-A+C is specified, there will be one USB-A and one USB-C port. When USB-C is specified, there is one USB port.

Tip: An infeed is required when modular power is selected and is ordered separately.

Tip: When modular power is selected, a flush or pop-up power unit is required.

Tip: Ganging is required when modular power is selected.



 **For Canadian Pricing**  
Multiply U.S. Price by the Canadian price factor.  
► See page 1 for details.

Specification Information

Style Number	Depth	U.S. Base Prices			
		Modular	Widths		
		60"W	66"W	72"W	84"W
		60"W –	66"W –	72"W –	84"W
		65 <sup>15</sup> / <sub>16</sub> "W	71 <sup>15</sup> / <sub>16</sub> "W	83 <sup>15</sup> / <sub>16</sub> "W	

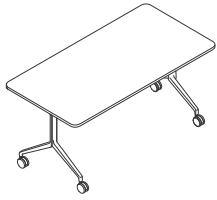
Laminate					
TS4FLIPTM	36"	\$2048	\$2100	\$2156	\$2305

Composite Veneer					
TS4FLIPTM	36"	\$3255	\$3338	\$3425	\$3661

Veneer					
TS4FLIPTM	36"	\$3255	\$3338	\$3425	\$3661

Groupwork

# Rectangle Non-Flip Training Tables



Standard Includes	Required to Specify
<ul style="list-style-type: none"> <li>▶ Need help? Product details, page 114</li> <li>• Table: 1"- thick top, Low-Pressure or High-Pressure Laminate price group 1 or wood group 1 veneer</li> <li>• 3 mm radius profile edge: plastic</li> <li>• Cast legs with standard casters: paint group 1</li> <li>• Reinforcing channel(s) on 48"-84"W tables</li> <li>• Underside color scheme: light or dark</li> </ul>	<ol style="list-style-type: none"> <li>1 Style number</li> <li>2 Size option (see below under Required Selections)</li> <li>3 Table size (see below under Required Selections)</li> <li>4 Low-Pressure or High-Pressure Laminate or veneer color number for table</li> <li>5 Plastic edge band color number for table, if selected</li> <li>6 Paint color number for legs</li> <li>7 Underside color scheme</li> <li>8 Options, if selected (see below)</li> </ol> <p>▶ See <i>Surface Materials</i>, page 170.</p>

Size Option	Required Selections	U.S. Price	Required to Specify
	<ul style="list-style-type: none"> <li>• Modular</li> <li>• Parametric</li> </ul>	<p>No cost</p> <p>No cost</p>	<p>Specify <i>with modular</i>.</p> <p>Specify <i>with parametric</i>.</p>

Table Size	Required Selections	U.S. Price	Required to Specify
	<ul style="list-style-type: none"> <li>• Depth</li> <li>• Width</li> </ul>	<p>Prices at right</p> <p>Prices at right</p>	<p>Specify depth</p> <p>Specify width.</p>

Surface Materials	Options	U.S. Price	Required to Specify
	<ul style="list-style-type: none"> <li>• High-Pressure Laminate price group 2                             <ul style="list-style-type: none"> <li>- 36"W +\$ 17</li> <li>- 42"W +\$ 25</li> <li>- 48"W +\$ 25</li> <li>- 60"W +\$ 33</li> <li>- 66"W +\$ 33</li> <li>- 72"W +\$ 33</li> <li>- 84"W +\$ 41</li> </ul> </li> <li>• High-Pressure Laminate price group 3                             <ul style="list-style-type: none"> <li>- 36"W +\$ 33</li> <li>- 42"W +\$ 48</li> <li>- 48"W +\$ 48</li> <li>- 60"W +\$ 63</li> <li>- 66"W +\$ 63</li> <li>- 72"W +\$ 63</li> <li>- 84"W +\$ 82</li> </ul> </li> <li>• Open Line laminate +\$102 plus cost of laminate</li> </ul>		<p>Specify laminate color number.</p> <p>Specify laminate color number.</p> <p>Specify laminate color number.</p> <p>Specify laminate color number.</p> <p>Specify laminate color number.</p> <p>Specify laminate color number.</p> <p>Specify laminate color number.</p> <p>Specify laminate color number.</p> <p>Specify laminate color number.</p> <p>Specify laminate color number.</p> <p>▶ See <i>Surface Materials Reference Manual</i>.</p>

Composite Veneer	Options	U.S. Price	Required to Specify
	<ul style="list-style-type: none"> <li>• Composite veneer group 1</li> <li>• Composite veneer group 2</li> </ul>	<p>Prices at right</p> <p>+\$102</p>	<p>Specify composite veneer color number.</p> <p>Specify composite veneer color number.</p>

Wood Veneer	Options	U.S. Price	Required to Specify
	<ul style="list-style-type: none"> <li>• Wood group 2</li> <li>• Wood group 3</li> <li>• Customiz stain</li> <li>• Full-fill finish on wood group 1</li> </ul>	<p>+\$102</p> <p>+\$358</p> <p>No cost</p> <p>+\$102</p>	<p>Specify wood color number.</p> <p>Specify wood color number.</p> <p>Specify <i>with customiz stain</i>.</p> <p>▶ See <i>Surface Materials Reference Manual</i>.</p>

Legs	Options	U.S. Price	Required to Specify
	<ul style="list-style-type: none"> <li>• Paint price group 1</li> <li>• Paint price group 2</li> <li>• Paint price group 3</li> </ul>	<p>No cost</p> <p>+\$ 63</p> <p>+\$104</p>	<p>Specify paint color number.</p> <p>Specify paint color number.</p> <p>Specify paint color number.</p>

Underside Color Scheme	Options	U.S. Price	Required to Specify
	<ul style="list-style-type: none"> <li>• Light</li> <li>• Dark</li> </ul>	<p>No cost</p> <p>No cost</p>	<p>Specify <i>with light</i>.</p> <p>Specify <i>with dark</i>.</p>

Pop-Up Power	Options	U.S. Price	Required to Specify
	<ul style="list-style-type: none"> <li>• Paint price group 1</li> <li>• Paint price group 2</li> </ul>	<p>No cost</p> <p>+\$ 63</p>	<p>Specify paint color number.</p> <p>Specify paint color number.</p>

Soft Caster Finish	Options	U.S. Price	Required to Specify
	<ul style="list-style-type: none"> <li>• Light</li> <li>• Dark</li> </ul>	<p>No cost</p> <p>No cost</p>	<p>Specify <i>with light soft caster finish</i>.</p> <p>Specify <i>with dark soft caster finish</i>.</p>

*Tip: Veneer worksurfaces do not have a colored laminate underside. The underside color must still be specified for the support brackets and reinforcing channels.*

*Tip: Attaching monitor arms to freestanding tables with casters or glides is not recommended due to tipping hazards.*

**For Canadian Pricing**  
 Multiply U.S. Price by the Canadian price factor.  
 ▶ See page 1 for details.

▶ **Options, continued on next page**

## ► Options, continued from previous page

	Options	U.S. Price	Required to Specify
<b>Surface Materials, continued</b>	<b>Modesty Panel</b>		
	• Fabric price group 1	No cost	Specify fabric color number.
	• Fabric price group 2	+\$ 49	Specify fabric color number.
	• Fabric price group 3	+\$132	Specify fabric color number.
<b>Grain Direction</b>	• No grain direction	No cost	Specify <i>with no grain direction</i> .
	• Long grain direction	No cost	Specify <i>with long grain direction</i> .
	• Short grain direction	No cost	Specify <i>with short grain direction</i> .
<b>Mobility</b>	• Mobile – 4 standard casters	No cost	Specify <i>with 4 standard casters</i> and select caster type.
	• Mobile – 4 soft casters	+\$140	Specify <i>with 4 soft casters</i> and select caster type and soft caster finish.
	• Static – 4 glides	+\$140	Specify <i>with 4 static glides</i> and select glide type.
<b>Caster Type</b>	• Two locking casters and two non-locking casters	No cost	Specify <i>with two locking casters and two non-locking casters</i> .
	• Four locking casters	No cost	Specify <i>with four locking casters</i> .
<b>Modesty Panel</b>	• 36"W	+\$465	Specify <i>with 36"W modesty panel</i> .
	• 42"W	+\$491	Specify <i>with 42"W modesty panel</i> .
	• 48"W	+\$528	Specify <i>with 48"W modesty panel</i> .
	• 60"W	+\$568	Specify <i>with 60"W modesty panel</i> .
	• 66"W	+\$577	Specify <i>with 66"W modesty panel</i> .
	• 72"W	+\$598	Specify <i>with 72"W modesty panel</i> .
	• 84"W	+\$635	Specify <i>with 84"W modesty panel</i> .
<b>Cable Manager</b>	• No cable manager	No cost	Specify <i>with no cable manager</i> .
	• 19" vertical cable manager	+\$ 72	Specify <i>with 19" vertical cable manager</i> .
	• 24"/30" vertical cable manager	+\$106	Specify <i>with 24"/30" vertical cable manager</i> .
	• Horizontal cable manager	+\$385	Specify <i>with horizontal cable manager</i> .
	• Vertical and horizontal cable managers	+\$419	Specify <i>with vertical and horizontal cable manager</i> .
<b>Power Access</b>	• No power access	No cost	Specify <i>with no power access</i> .
	• Flush power	+\$391	Specify <i>with flush power</i> and select color number.
	• Pop-up power	+\$412	Specify <i>with pop-up power</i> and select color number.
	• Grommet	+\$106	Specify <i>with grommet only</i> .
<b>Power Position</b>	• Center	No cost	Specify <i>with center position</i> .
	• Left and right	No cost	Specify <i>with left and right power position</i> .
<b>Power Configuration</b>	• Two power, one data	No cost	Specify <i>with two power, one data</i> .
	• Three power	+\$ 5	Specify <i>with three power</i> .
	• Two power, one USB-A+C 20W	+\$189	Specify <i>with two power, one USB-A+C 20W</i> .
	• One power, one USB-C 100W	+\$356	Specify <i>with one power, one USB-C 100W</i> .

## ► Options, continued on next page

Tip: Grain direction is only available when veneer is specified.

Tip: Short grain can only be applied to tops less than 60"W.

Tip: Soft casters are recommended for use on hard floors.

Tip: If a modesty panel is ordered with a clamp mount desktop device, the cords or the bottom of the desktop device will be on the outside of the modesty panel.

Tip: Horizontal cable managers are not available on 19"D tables.

Tip: Horizontal cable managers on 24"D tables with pop-up power selected will have interference with the power unit.

Tip: Pop-up power is not available on 19"D tables.

Tip: Left and right available on tables 72"W and greater.

Tip: When left and right is specified, cost of power configuration will double.

Tip: The same power configurations and upcharges apply for both the flush power and pop-up power options.

Tip: When USB-A+C is specified, there will be one USB-A and one USB-C port. When USB-C is specified, there is one USB port.

 **For Canadian Pricing**  
Multiply U.S. Price by the Canadian price factor.  
► See page 1 for details.

Rectangle Non-Flip Training Tables, continued

► Options, continued from previous page

Tip: An infeed is required when modular power is selected and is ordered separately.

Tip: When modular power is selected, a flush or pop-up power unit is required.

Tip: Ganging is required when modular power is selected.

Options	U.S. Price	Required to Specify
<b>Power Type</b>		
• No modular power	No cost	Specify with no modular power.
<b>For 36"W to 84"W Tables</b>		
• Center modular power (36"W–60"W)	+\$ 98	Specify with center modular power.
• Center modular power (60 <sup>1</sup> / <sub>16</sub> "W–84"W)	+\$225	Specify with center modular power.
<b>For 72"W to 84"W Tables Only</b>		
• Left and right modular power	+\$196	Specify with left and right modular power.
<b>Power Plug Type</b>		
• Standard NEMA 3-prong	No cost	Specify with standard NEMA 3-prong.
• Low profile plug	+\$ 40	Specify with thread low profile plug.
<b>Ganging</b>		
• No ganging	No cost	Specify with no ganging.
• Ganging	+\$106	Specify with ganging.

Specification Information

Style Number	Depth	Modular Parametric	U.S. Base Prices						
			Widths						
			36"W	42"W	48"W	60"W	66"W	72"W	84"W
			36"W –	42"W –	48"W –	60"W –	66"W –	72"W –	84"W
			41 <sup>15</sup> / <sub>16</sub> "W	47 <sup>15</sup> / <sub>16</sub> "W	59 <sup>15</sup> / <sub>16</sub> "W	65 <sup>15</sup> / <sub>16</sub> "W	71 <sup>15</sup> / <sub>16</sub> "W	83 <sup>5</sup> / <sub>16</sub> "W	

Laminate

Style Number	Depth	Modular Parametric	36"W	42"W	48"W	60"W	66"W	72"W	84"W
TS4NFLIP	19"	N.A.	N.A.	\$1432	\$1461	\$1488	\$1509	\$1672	
	24"		\$1424	\$1445	\$1445	\$1480	\$1509	\$1544	\$1714
	30"		\$1476	\$1476	\$1476	\$1522	\$1560	\$1599	\$1784

Composite Veneer

Style Number	Depth	Modular Parametric	36"W	42"W	48"W	60"W	66"W	72"W	84"W
TS4NFLIP	19"	N.A.	N.A.	\$2285	\$2331	\$2372	\$2408	\$2666	
	24"		\$2271	\$2305	\$2305	\$2361	\$2408	\$2463	\$2735
	30"		\$2355	\$2355	\$2355	\$2429	\$2488	\$2549	\$2842

Veneer

Style Number	Depth	Modular Parametric	36"W	42"W	48"W	60"W	66"W	72"W	84"W
TS4NFLIP	19"	N.A.	N.A.	\$2285	\$2331	\$2372	\$2408	\$2666	
	24"		\$2271	\$2305	\$2305	\$2361	\$2408	\$2463	\$2735
	30"		\$2355	\$2355	\$2355	\$2429	\$2488	\$2549	\$2842

Tip: The 19"D legs are different and do not nest with 24"D or 30"D legs.



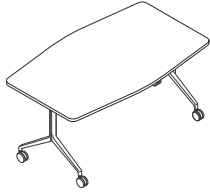
For Canadian Pricing

Multiply U.S. Price by the Canadian price factor.

► See page 1 for details.



# Team Non-Flip Training Tables



► Need help? Product details, page 114

### Standard Includes

- Table: 1"- thick top, Low-Pressure or High-Pressure Laminate price group 1 or wood group 1 veneer
- 3 mm radius profile edge: plastic
- Cast legs with 4 standard casters: paint group 1
- Reinforcing channel
- Underside color scheme: light or dark

### Required to Specify

- 1 Style number
  - 2 Size option (see below under Required Selections)
  - 3 Table size (see below under Required Selections)
  - 4 Low-Pressure or High-Pressure Laminate or Veneer color number for table
  - 5 Plastic edge band color number for table, if selected
  - 6 Paint color number for legs
  - 7 Underside color scheme
  - 8 Options, if selected (see below)
- See *Surface Materials*, page 170.

	Required Selections	U.S. Price	Required to Specify
<b>Size Option</b>	<ul style="list-style-type: none"> <li>• Modular</li> <li>• Parametric</li> </ul>	No cost No cost	Specify <i>with modular</i> . Specify <i>with parametric</i> .

<b>Table Size</b>	<ul style="list-style-type: none"> <li>• Width</li> </ul>	Prices at right	Specify width.
-------------------	---	-----------------	----------------

	Options	U.S. Price	Required to Specify
<b>Surface Materials</b>	<ul style="list-style-type: none"> <li>• High-Pressure Laminate price group 2                             <ul style="list-style-type: none"> <li>– 60"W +\$ 33</li> <li>– 66"W +\$ 33</li> <li>– 72"W +\$ 33</li> <li>– 84"W +\$ 41</li> </ul> </li> <li>• High-Pressure Laminate price group 3                             <ul style="list-style-type: none"> <li>– 60"W +\$ 63</li> <li>– 66"W +\$ 63</li> <li>– 72"W +\$ 63</li> <li>– 84"W +\$ 82</li> </ul> </li> <li>• Open Line laminate +\$102 plus cost of laminate</li> </ul>		Specify laminate color number. Specify laminate color number. Specify laminate color number. Specify laminate color number.  Specify laminate color number. Specify laminate color number. Specify laminate color number. Specify laminate color number.  ► See <i>Surface Materials Reference Manual</i> .

#### Composite Veneer

- |                            |                 |  |
|----------------------------|-----------------|--|
| • Composite veneer group 1 | Prices at right | Specify composite veneer color number. |
| • Composite veneer group 2 | +\$102          | Specify composite veneer color number. |

#### Wood Veneer

- |                                    |         |   |
|------------------------------------|---------|---|
| • Wood group 2                     | +\$102  | Specify wood color number.                        |
| • Wood group 3                     | +\$358  | Specify wood color number.                        |
| • Customiz stain                   | No cost | Specify <i>with customiz stain</i> .              |
| • Full-fill finish on wood group 1 | +\$102  | ► See <i>Surface Materials Reference Manual</i> . |

#### Legs

- |                       |         |                             |
|-----------------------|---------|-----------------------------|
| • Paint price group 1 | No cost | Specify paint color number. |
| • Paint price group 2 | +\$ 63  | Specify paint color number. |
| • Paint price group 3 | +\$104  | Specify paint color number. |

#### Underside Color Scheme

- |         |         |                             |
|---------|---------|-----------------------------|
| • Light | No cost | Specify <i>with light</i> . |
| • Dark  | No cost | Specify <i>with dark</i> .  |

#### Pop-Up Power

- |                       |         |                             |
|-----------------------|---------|-----------------------------|
| • Paint price group 1 | No cost | Specify paint color number. |
| • Paint price group 2 | +\$ 63  | Specify paint color number. |

#### Soft Caster Finish

- |         |         |  |
|---------|---------|--|
| • Light | No cost | Specify <i>with light soft caster finish</i> . |
| • Dark  | No cost | Specify <i>with dark soft caster finish</i> .  |

<b>Grain Direction</b>	<ul style="list-style-type: none"> <li>• No grain direction</li> <li>• Long grain direction</li> </ul>	No cost No cost	Specify <i>with no grain direction</i> . Specify <i>with long grain direction</i> .
------------------------	--	--------------------	--

<b>Mobility</b>	<ul style="list-style-type: none"> <li>• Mobile – 4 standard casters</li> <li>• Mobile – 4 soft casters</li> <li>• Static – 4 glides</li> </ul>	No cost +\$140 +\$140	Specify <i>with 4 standard casters</i> and select caster type. Specify <i>with 4 soft casters</i> and select caster type and soft caster finish. Specify <i>with 4 static glides</i> and select glide type.
-----------------	---	-----------------------------	---

► Options, continued on next page

*Tip: Veneer worksurfaces do not have a colored laminate underside. The underside color must still be specified for the support brackets and reinforcing channels.*

*Tip: Attaching monitor arms to freestanding tables with casters or glides is not recommended due to tipping hazards.*

*Tip: Grain direction is only available when veneer is specified.*

*Tip: Soft casters are recommended for use on hard floors.*

► Options, continued from previous page

Options	U.S. Price	Required to Specify
<b>Caster Type</b>	• Two locking casters and two non-locking casters • Four locking casters	No cost No cost
		Specify with two locking casters and two non-locking casters. Specify with four locking casters.
<b>Cable Manager</b>	• No cable manager	No cost
	• Vertical cable manager	+\$106
	• Horizontal cable manager	+\$385
	• Vertical and horizontal cable managers	+\$419
		Specify with no cable manager. Specify with vertical cable manager. Specify with horizontal cable manager. Specify with vertical and horizontal cable manager.
<b>Power Access</b>	• No power access	No cost
	• Flush power	+\$391
	• Pop-up power	+\$412
	• Grommet	+\$106
		Specify with no power access. Specify with flush power and select color number. Specify with pop-up power and select color number. Specify with grommet only.
<b>Power Position</b>	• Center	No cost
	• Left and right	No cost
		Specify with center position. Specify with left and right power position.
<b>Power Configuration</b>	• Two power, one data	No cost
	• Three power	+\$ 5
	• Two power, one USB-A+C 20W	+\$189
	• One power, one USB-C 100W	+\$356
		Specify with two power, one data. Specify with three power. Specify with two power, one USB-A+C 20W. Specify with one power, one USB-C 100W.
<b>Power Type</b>	• No modular power	No cost
	<b>For 60"W to 84"W Tables</b>	
	• Center modular power (36"W-60"W)	+\$ 98
		Specify with center modular power.
		Specify with center modular power.
	<b>For 72"W to 84"W Tables Only</b>	
	• Left and right modular power	+\$196
		Specify with left and right modular power.
<b>Power Plug Type</b>	• Standard NEMA 3-prong	No cost
	• Low Profile plug	+\$ 40
		Specify with standard NEMA 3-prong. Specify with thread low profile plug.
<b>Ganging</b>	• No ganging	No cost
	• Ganging	+\$106
		Specify with no ganging. Specify with ganging.

Tip: Grain direction is only available when veneer is specified.

Tip: Left and right available on tables 72"W and greater.

Tip: When left and right is specified, cost of power configuration will double.

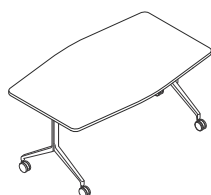
Tip: The same power configurations and upcharges apply for both the flush power and pop-up power options.

Tip: When USB-A+C is specified, there will be one USB-A and one USB-C port. When USB-C is specified, there is one USB port.

Tip: An infeed is required when modular power is selected and is ordered separately.

Tip: When modular power is selected, a flush or pop-up power unit is required.

Tip: Ganging is required when modular power is selected.



 **For Canadian Pricing**  
Multiply U.S. Price by the Canadian price factor.  
► See page 1 for details.

Specification Information

Style Number	Depth	Modular Parametric	U.S. Base Prices			
			Widths			
			60"W	66"W	72"W	84"W
			60"W -	66"W -	72"W -	84"W
			65 <sup>15</sup> / <sub>16</sub> "W	71 <sup>15</sup> / <sub>16</sub> "W	83 <sup>15</sup> / <sub>16</sub> "W	

Laminate						
TS4NFLIPTM	36"		\$1621	\$1664	\$1707	\$1824

Composite Veneer						
TS4NFLIPTM	36"		\$2587	\$2653	\$2725	\$2909

Veneer						
TS4NFLIPTM	36"		\$2587	\$2653	\$2725	\$2909

### Fabric Modesty Panels



Tip: Fabric modesty panels are available for use on Groupwork tables with post legs or on Groupwork training tables.

Standard Includes	Required to Specify
-------------------	---------------------

- |  |  |   |
|--|--|---|
| <ul style="list-style-type: none"> <li>▶ Need help? Product details, page 111</li> </ul> | <ul style="list-style-type: none"> <li>• Modesty panel: fabric price group 1</li> <li>• Attachment hardware</li> </ul> | <ol style="list-style-type: none"> <li>1 Style number</li> <li>2 Width (see below under Required Selections)</li> <li>3 Fabric color number</li> </ol> <p>▶ See <i>Surface Materials</i>, page 170.</p> |
|--|--|---|

Width	Required Selections	U.S. Price	Required to Specify
-------	---------------------	------------	---------------------

<b>Width</b>	<ul style="list-style-type: none"> <li>• 36"W</li> <li>• 42"W</li> <li>• 48"W</li> <li>• 60"W</li> <li>• 66"W</li> <li>• 72"W</li> <li>• 84"W</li> </ul>	<p>See below</p> <p>See below</p> <p>See below</p> <p>See below</p> <p>See below</p> <p>See below</p> <p>See below</p>	<p>Specify with 36" width.</p> <p>Specify with 42" width.</p> <p>Specify with 48" width.</p> <p>Specify with 60" width.</p> <p>Specify with 66" width.</p> <p>Specify with 72" width.</p> <p>Specify with 84" width.</p>
--------------	--	--	--

Surface Materials	Options	U.S. Price	Required to Specify
-------------------	---------	------------	---------------------

<b>Surface Materials</b>	<ul style="list-style-type: none"> <li>• Fabric price group 1</li> <li>• Fabric price group 2</li> <li>• Fabric price group 3</li> </ul>	<p>No cost</p> <p>+\$ 49</p> <p>+\$132</p>	<p>Specify fabric color number.</p> <p>Specify fabric color number.</p> <p>Specify fabric color number.</p>
--------------------------	--	--	---

Specification Information				
Style Number	Dimensions		Corresponding Table Top Width	U.S. Base Prices
:	W	H	:	:

<b>TS4MP</b>	22½"	11½"	36"	\$465
	25½"	11½"	42"	\$489
	31½"	11½"	48"	\$527
	46½"	11½"	60"	\$567
	49½"	11½"	66"	\$575
	55½"	11½"	72"	\$597
	67½"	11½"	84"	\$634



**For Canadian Pricing**

Multiply U.S. Price by the Canadian price factor.

▶ See page 1 for details.



## Vertical Cable Manager



Tip: Vertical cable manager attaches to table leg with adhesive tape.

Tip: Vertical cable managers designed to work on 24"D, 30"D, or 36"D legs will not fit on 19"D legs.

Standard Includes		Required to Specify	
-------------------	--	---------------------	--

- |  |   |                |   |
|--|---|----------------|---|
| ▶ Need help?<br>Product details,<br>page 122 | <ul style="list-style-type: none"> <li>Vertical cable manager: 6527 Merle</li> <li>Adhesive tape</li> </ul> | 1 Style number | 2 Depth (see below under Required Selections) |
|--|---|----------------|---|

Required Selections		U.S. Price	Required to Specify
---------------------	--	------------	---------------------

<b>Depth</b>	<ul style="list-style-type: none"> <li>19"D</li> <li>24"D</li> <li>30"D</li> <li>36"D</li> </ul>	No cost +\$34 +\$34 +\$34	Specify with 19" depth. Specify with 24" depth. Specify with 30" depth. Specify with 36" depth.
--------------	--	------------------------------------	--

### Specification Information

Style Number	U.S. Base Price
TS4VCM	\$72

## Horizontal Cable Manager



Tip: Horizontal cable managers are not available on 19"D tables.

Tip: Horizontal cable managers on 24"D tables with pop-up power selected will have interference with the power unit. The PET can be cut in the field to accommodate the power, if required.

Standard Includes		Required to Specify	
-------------------	--	---------------------	--

- |  |   |                |   |
|--|---|----------------|---|
| ▶ Need help?<br>Product details,<br>page 122 | <ul style="list-style-type: none"> <li>Horizontal cable manager: P631 Dark Heather Grey PET</li> <li>Attachment hardware</li> </ul> | 1 Style number | 2 Width (see below under Required Selections) |
|--|---|----------------|---|

Required Selections		U.S. Price	Required to Specify
---------------------	--	------------	---------------------

<b>Width</b>	<ul style="list-style-type: none"> <li>36"W</li> <li>42"W</li> <li>48"W</li> <li>60"W</li> <li>66"W</li> <li>72"W</li> <li>84"W</li> </ul>	No cost No cost No cost No cost No cost No cost No cost	Specify with 36" width. Specify with 42" width. Specify with 48" width. Specify with 60" width. Specify with 66" width. Specify with 72" width. Specify with 84" width.
--------------	--	---	---

### Specification Information

Style Number	U.S. Price
TS4HCM	\$385

Groupwork



### For Canadian Pricing

Multiply U.S. Price by the Canadian price factor.

▶ See page 1 for details.

### Cable Management Clip

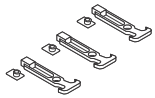


Standard Includes		Required to Specify
<ul style="list-style-type: none"> <li>Cable manager clip: black plastic</li> </ul>		Style number

Specification Information	
Style Number	U.S. Price
TS4CLIP	\$7

### Flex Ganger Package



Tip: Order one ganger package for each table.

Standard Includes		Required to Specify
<ul style="list-style-type: none"> <li>Need help? Product details, page 123</li> </ul>	<ul style="list-style-type: none"> <li>Three field-installed flexible ganger loops and three hooks: black plastic only</li> <li>Hardware</li> </ul>	Style number

Specification Information	
Style Number	U.S. Price
TS4FG	\$106



**For Canadian Pricing**

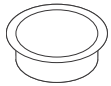
Multiply U.S. Price by the Canadian price factor.

▶ See page 1 for details.



# Power and Connections

## Grommets

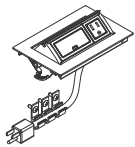


Tip: Reference power access locations for Groupwork tables on page 118.

Standard Includes	Required to Specify
<ul style="list-style-type: none"> <li>▶ Need help? Product details, page 118</li> <li>• 2" diameter opening with snap out covers allow power cords and voice/data cables to pass through the worksurface: black plastic</li> </ul>	Style number

Specification Information	
Style Number	U.S. Price
TS4GMT	\$106

## Pop-Up Power, Cord



Tip: Available for field installation into field cut openings.

Tip: Reference power access locations for Groupwork tables on page 118.

Tip: Pop-up power not available on 19"D worksurfaces.

Tip: When USB-A+C is specified, there will be one USB-A and one USB-C port. When USB-C is specified, there is one USB port.

Standard Includes	Required to Specify
<ul style="list-style-type: none"> <li>▶ Need help? Product details, page 118</li> <li>• Desktop module, with one touch open and close hinged door: anodized aluminum with painted steel</li> <li>• 6' power cord</li> <li>• Requires 6½" x 4" cutout</li> <li>• NRTL/CSA listed</li> <li>• Faceplates are provided when data is specified</li> </ul>	<ol style="list-style-type: none"> <li>1 Style number</li> <li>2 Power configuration (see below under Required Selections)</li> <li>3 Plug type (see below under Required Selections)</li> <li>4 Paint color number for desktop module: 4799 Platinum Metallic, 7243 Seagull, 7360 Merle</li> <li>5 Options, if selected (see below)</li> </ol>

Required Selections	U.S. Price	Required to Specify
<b>Power Configuration</b> <ul style="list-style-type: none"> <li>• Two power, one data</li> <li>• Three power</li> <li>• Two power, one USB-A+C 20W</li> <li>• One power, one USB-C 100W</li> </ul>	No cost +\$ 5 +\$189 +\$356	Specify with two power, one data. Specify with three power. Specify with two power, one USB-A+C 20W. Specify with one power, one USB-C 100W.
<b>Plug Type</b> <ul style="list-style-type: none"> <li>• Standard NEMA 3-prong</li> <li>• Thread low profile plug</li> </ul>	No cost +\$ 40	Specify with standard NEMA 3-prong. Specify with thread low profile plug.

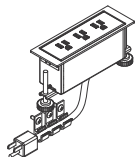
Options	U.S. Price	Required to Specify
<b>Surface Materials</b> <ul style="list-style-type: none"> <li>• Paint price group 1</li> <li>• Paint price group 2</li> </ul>	No cost +\$ 63	Specify paint color number. Specify paint color number.

Specification Information				
Dimensions			Style Number	U.S. Base Price
D	W	H		
4½"	6¾"	2⅓"	TS4POP	\$412



**For Canadian Pricing**  
 Multiply U.S. Price by the Canadian price factor.  
 ▶ See page 1 for details.

## Flush Power, Cord



Tip: Available for field installation into field cut openings.

Tip: Reference power access locations for Groupwork tables on page 118.

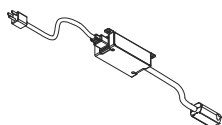
Tip: When USB-A+C is specified, there will be one USB-A and one USB-C port. When USB-C is specified, there is one USB port.

Standard Includes		Required to Specify
<ul style="list-style-type: none"> <li>Need help? Product details, page 118</li> </ul>	<ul style="list-style-type: none"> <li>Desktop module: plastic</li> <li>Faceplate mounts flat just above worksurface</li> <li>6' power cord</li> <li>Requires 6<sup>5</sup>/<sub>16</sub>" x 1<sup>15</sup>/<sub>16</sub>" cutout</li> <li>NRTL/CSA listed</li> <li>Faceplates are provided when data is specified</li> </ul>	<ol style="list-style-type: none"> <li>Style number</li> <li>Power configuration (see below under Required Selections)</li> <li>Plug type (see below under Required Selections)</li> <li>Plastic color number for desktop module: 6053 Seagull 6527 Merle</li> </ol>

	Required Selections	U.S. Price	Required to Specify
<b>Power Configuration</b>	<ul style="list-style-type: none"> <li>Two power, one data</li> <li>Three power</li> <li>Two power, one USB-A+C 20W</li> <li>One power, one USB-C 100W</li> </ul>	<ul style="list-style-type: none"> <li>No cost</li> <li>+\$ 5</li> <li>+\$189</li> <li>+\$356</li> </ul>	<ul style="list-style-type: none"> <li>Specify with two power, one data. Specify with three power.</li> <li>Specify with two power, one USB-A+C 20W.</li> <li>Specify with one power, one USB-C 100W.</li> </ul>
<b>Plug Type</b>	<ul style="list-style-type: none"> <li>Standard NEMA 3-prong</li> <li>Thread low profile plug</li> </ul>	<ul style="list-style-type: none"> <li>No cost</li> <li>+\$ 40</li> </ul>	<ul style="list-style-type: none"> <li>Specify with standard NEMA 3-prong.</li> <li>Specify with thread low profile plug.</li> </ul>

Specification Information				
Dimensions			Style Number	U.S. Base Price
D	W	H		
2 <sup>3</sup> / <sub>10</sub> "	6 <sup>5</sup> / <sub>8</sub> "	2 <sup>4</sup> / <sub>5</sub> "	<b>TS4FLUSH</b>	\$391

## Power Infeed



Tip: For tables 60"W or less, one infeed is needed for every eight tables. For tables larger than 60"W, one infeed is needed for every four tables.

Standard Includes		Required to Specify
<ul style="list-style-type: none"> <li>Need help? Product details, page 121</li> </ul>	<ul style="list-style-type: none"> <li>Brainbox with modular connector on one end and 6' power infeed cord with 15-amp plug on the other end</li> <li>NRTL Listed</li> </ul>	<ol style="list-style-type: none"> <li>Style number</li> <li>Plug type (see below under Required Selections)</li> </ol>

	Required Selections	U.S. Price	Required to Specify
<b>Plug Type</b>	<ul style="list-style-type: none"> <li>Standard NEMA 3-prong</li> <li>Thread low profile plug</li> </ul>	<ul style="list-style-type: none"> <li>No cost</li> <li>+\$40</li> </ul>	<ul style="list-style-type: none"> <li>Specify with standard NEMA 3-prong.</li> <li>Specify with thread low profile plug.</li> </ul>

Specification Information	
Style Number	U.S. Base Price
<b>TS4INFEE</b>	\$628

 **For Canadian Pricing**  
 Multiply U.S. Price by the Canadian price factor.  
 ▶ See page 1 for details.

# Tables

**Groupwork furniture** supports team activities. It is appropriate in an open plan and an enclosed work space. Table tops and table legs are ordered separately. ▶ Specifying, page 152

**Tables** are 28½"H.

**90° corner bridge** creates additional seating where space is a premium.

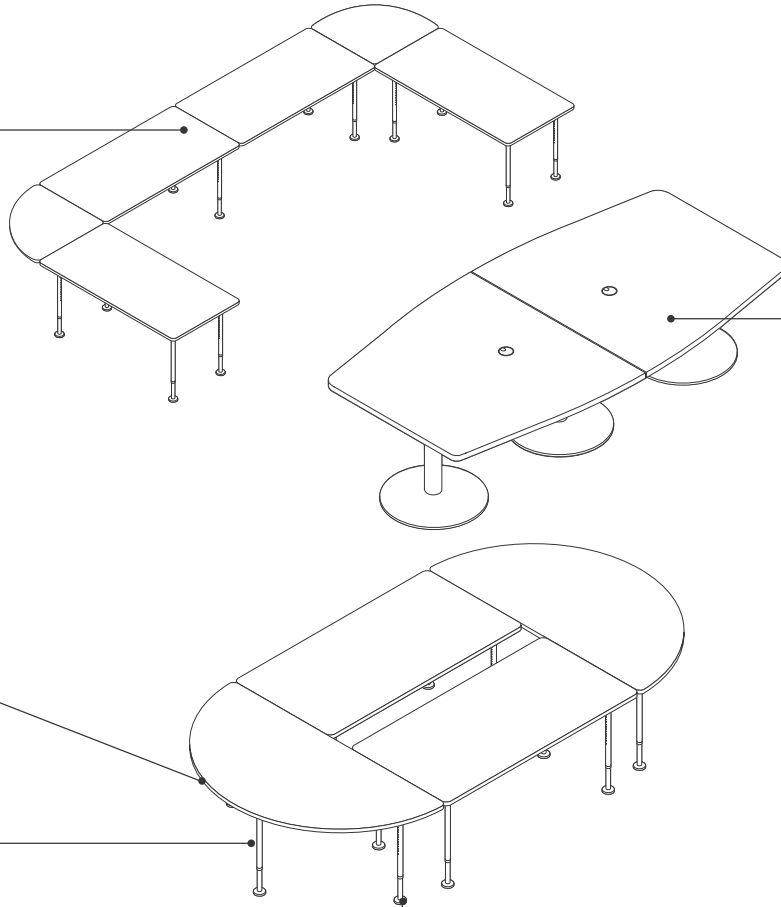
**Worksurfaces** are woodcore with laminate top and plastic edge band. Low-Pressure Laminates or High-Pressure Laminates are available.

**Worksurfaces** have 2" radius corners with 3 mm edge band on all sides. Edge band color is selectable.

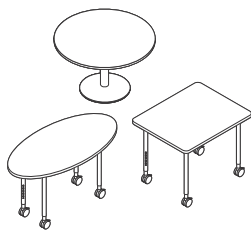
**Table legs** ship standard with levelers. Casters are optional.

**Groupwork tables** are available with post legs.

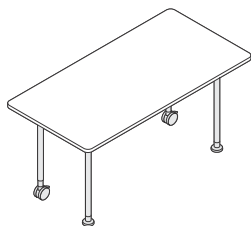
**Conference tops** come standard with a grommet. For one-piece conference tops, the grommet is centered in the middle of the table. For two-piece conference tops, two grommets are standard, with grommets positioned 21" from the middle to the center of the grommet. Flip grommets are available for cable routing needs. Conference tops are offered in four shapes—rectangular, boat-shaped, race-track, and oval. Table tops come in one piece (96"W) or two pieces (120"W or 144"W). Oval is offered in 96"W only. All tops are offered in standard 1½" or optional 1¾" thickness. Conference table tops 120"W and 144"W, two-piece with HPL woodgrain laminates, will always be grain matched. These same tops, with LPL woodgrain laminates will not be grain matched, as well, LPL laminate 25L5 Virginia Walnut and 25L6 Blackwood will not be available on 120"W and 144"W table tops. You can use HPL 2535 Virginia Walnut and 2536 Blackwood on 120"W and 144"W and they will be grain matched. *Tip: 25L5 Virginia Walnut and 25L6 Blackwood are not available on 120"W and 144"W groupwork conference table tops.*



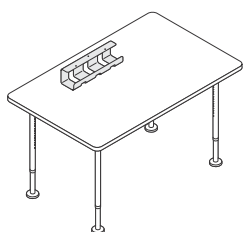
## Product Details



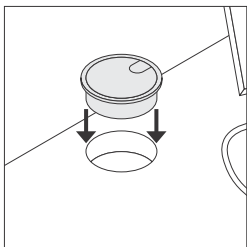
**Round and square table tops** should be used with either Groupwork round table bases or Groupwork post legs. 48"W oval table top should only be used with Groupwork post legs. All tops are offered in standard 1 $\frac{1}{8}$ " or optional 1 $\frac{3}{8}$ " thickness.



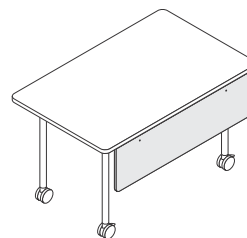
**Table legs** can be ordered individually to create a combination of two legs with levelers and two legs with casters.



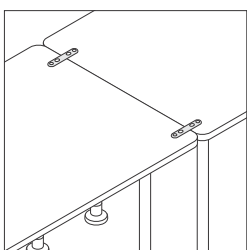
**Wire management trough** attaches to underside of worksurface to provide cable management and has capacity to support a powerstrip.



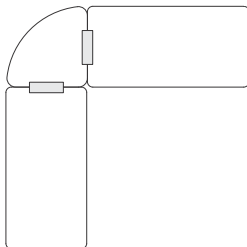
**Grommets** are available to finish exposed edges of field-installed openings in the worksurface for vertical cable routing. Grommets are 2" diameter black plastic.



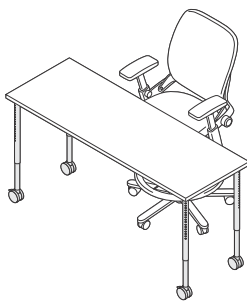
**Laminate modesty panel** attaches below rectangular table tops to provide privacy. Modesty panels are 9"H and are  $\frac{1}{2}$ " thick. Modesty panels are finished with High-Pressure Laminate on both sides. Laminate modesty panels can be used with any table leg specification, except training tables (**TS4FLIP2** and **TS4NFLIP**).



**Groupwork tables** can be attached together using Kick tie plates (**TSATTIE**).



**90° corner bridges** use Kick in-line support plates for connectivity. 14"D in-line support plates are used with 24"D bridges, and 20"D in-line support plates are used with 30"D bridges.




**Standing-height adjustable legs** adjust on 1" increments from 28 $\frac{1}{2}$ "–45" (includes top thickness). The legs measure 24"–40 $\frac{1}{2}$ " with 3 $\frac{3}{8}$ " levelers. Due to the large range of the leveler, tables may vary in height depending on how far the leveler is inserted into the leg. The 1" adjustments match the Kick Systems vertical upright adjustment pattern.

*Tip: Standing-height adjustable legs have natural movement in them and are not completely rigid due to the two-piece construction.*

**Groupwork tables with post legs** also blend with Kick Systems furniture. Post leg tables are 28 $\frac{1}{2}$ " tall (includes top thickness). The legs measure 24" with 3 $\frac{3}{8}$ " levelers. Due to the large range of the leveler, tables may vary in height depending on how far the leveler is inserted into the leg.

**Levelers** adjust 2 $\frac{1}{2}$ " for installation on uneven floors.





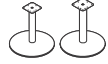
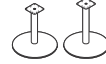
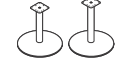


























**Reinforcing channel (TSATRC39, TSATRC48, TSATRC57, or TSATRC72)**, ordered separately, must be used with tops 60"W and larger. Please refer to the matrix for the appropriate worksurface brace size and quantity. Table dimensions not listed in the matrix do not require bracing.  
▶ See *Groupwork Table Reinforcing Channel Requirement Matrix*, page 151.

*Tip: Wider rectangular tables with casters, sizes 66", 72", and 84"W, require multiple reinforcing channels. One long and one short channel can be used to maintain the use of modesty panels, grommets, and wire management troughs. Please reference the Table Reinforcing Channel Requirement Matrix for details.*

*Tip: Attaching monitor arms to freestanding tables with casters or glides is not recommended due to tipping hazards.*

# Table Top, Leg, and Base Combinations

	Post Leg or Standing-Height Adjustable Leg	Tie Plates	In-Line Support Plates	22" dia. bases	28" dia. base, 3" dia. column bases	28" dia. base or 3" dia. column bases	28" dia. base or 5" dia. column bases *****
							
				16 <sup>1</sup> / <sub>8</sub> " , 27 <sup>3</sup> / <sub>8</sub> " , and 41" height	16 <sup>1</sup> / <sub>8</sub> " height	27 <sup>3</sup> / <sub>8</sub> " and 41" height	27 <sup>3</sup> / <sub>8</sub> " and 41" height
18"D Rectangular Tops *** *****	 4	*	N.A.	N.A.	N.A.	N.A.	N.A.
24"D Rectangular Tops	 4	*	N.A.	N.A.	N.A.	N.A.	N.A.
30"D Rectangular Tops	 4	*	N.A.	N.A.	N.A.	N.A.	N.A.
Round and Square Tops 24" and 30"	N.A.	N.A.	N.A.	 1	 1	 1	 1
Round and Square Tops 36"	 4	N.A.	N.A.	N.A.	 1	 1	 1
Round Tops 42" Diameter	 4	N.A.	N.A.	N.A.	 1	N.A.	 1
Round Tops 48" Diameter	 4	N.A.	N.A.	N.A.	N.A.	N.A.	 1
Square Tops 42" and 48"	 4	N.A.	N.A.	N.A.	N.A.	N.A.	 1
Oval Top 48"	 4	N.A.	N.A.	N.A.	N.A.	N.A.	N.A.
Half-Round Top 18" x 36" ***	 3	*	N.A.	N.A.	N.A.	N.A.	N.A.
Half-Round Top 24" x 48" ***	 3	*	N.A.	N.A.	N.A.	N.A.	N.A.
Half-Round Top 30" x 60"	 4	*	N.A.	N.A.	N.A.	N.A.	N.A.
Trapezoid Top 24" x 48" *****	 4	*	N.A.	N.A.	N.A.	N.A.	N.A.
Trapezoid Top 30" x 60"	 4	*	N.A.	N.A.	N.A.	N.A.	N.A.

Note: Attachment hardware (screws) is to be used with Groupwork table tops only.

1 = Number of legs for table

\* = Tie plates to be used when ganging tables with levelers to keep table together.

\*\* = In-line support plates to be used on 24"D and 30"D corner bridge tops connecting to other tables with levelers.

\*\*\* = To ensure proper stability, post legs and standing-height adjustable post legs with caster option only cannot be used on these top sizes.

















\*\*\*\* = To ensure proper stability, standing-height adjustable post legs with caster option only cannot be used on these top sizes.

\*\*\*\*\* = For heavy use applications, it is recommended to use the 28" diameter base with 5" column for added rigidity.

\*\*\*\*\* = Standing-height adjustable post legs cannot be used on these top sizes.



Table Top, Leg, and Base Combinations

	Post Leg or Standing-Height Adjustable Leg	Tie Plates	In-Line Support Plates	22" dia. bases	28" dia. base, 3" dia. column bases	28" dia. base or 3" dia. column bases	28" dia. base or 5" dia. column bases *****
				 27 <sup>3</sup> / <sub>8</sub> " and 41" height	 16 <sup>1</sup> / <sub>8</sub> " height	 27 <sup>3</sup> / <sub>8</sub> " and 41" height	 27 <sup>3</sup> / <sub>8</sub> " and 41" height
24"D Corner Bridges 90°	N.A.	N.A.	14"D ** ② 	N.A.	N.A.	N.A.	N.A.
30"D Corner Bridges 90°	N.A.	N.A.	20"D ** ② 	N.A.	N.A.	N.A.	N.A.
Rectangular Conference Tops—48"D x 96"W	N.A.	N.A.	N.A.	N.A.	N.A.	N.A.	 ②
Racetrack Conference Tops—48"D x 96"W	N.A.	N.A.	N.A.	N.A.	N.A.	N.A.	 ②
Boat-Shaped Conference Tops—48"D x 96"W	N.A.	N.A.	N.A.	N.A.	N.A.	N.A.	 ②
Oval Conference Top—48"D x 96"W	N.A.	N.A.	N.A.	N.A.	N.A.	N.A.	 ②
Rectangular Conference Tops—48"D x 120"W and 48"D x 144"W	N.A.	N.A.	N.A.	N.A.	N.A.	N.A.	 ③
Racetrack Conference Tops—48"D x 120"W and 48"D x 144"W	N.A.	N.A.	N.A.	N.A.	N.A.	N.A.	 ③
Boat-Shaped Conference Tops—48"D x 120"W and 48"D x 144"W	N.A.	N.A.	N.A.	N.A.	N.A.	N.A.	 ③

① = Number of legs for table

\* = Tie plates to be used when ganging tables with levelers to keep table together.

\*\* = In-line support plates to be used on 24"D and 30"D corner bridge tops connecting to other tables with levelers.

\*\*\* = To ensure proper stability, post legs and standing-height adjustable post legs with caster option only cannot be used on these top sizes.

\*\*\*\*\* = To ensure proper stability, standing-height adjustable post legs with caster option only cannot be used on these top sizes.

\*\*\*\*\* = For heavy use applications, it is recommended to use the 28" diameter base with 5" column for added rigidity.


# Table Configurations

## Workstation




Rectangular tables

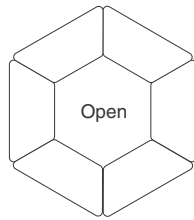
## Conference



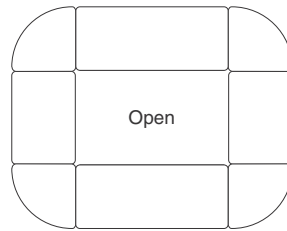
Rectangular and half-round tables



Rectangular and trapezoid tables

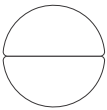


Trapezoid tables

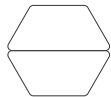


Rectangular tables and 90° corner bridge tables

## Team/Collaboration



Half-round tables

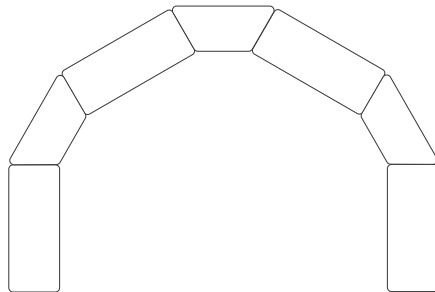


Trapezoid tables

## Lecture



Rectangular tables and 90° corner bridges



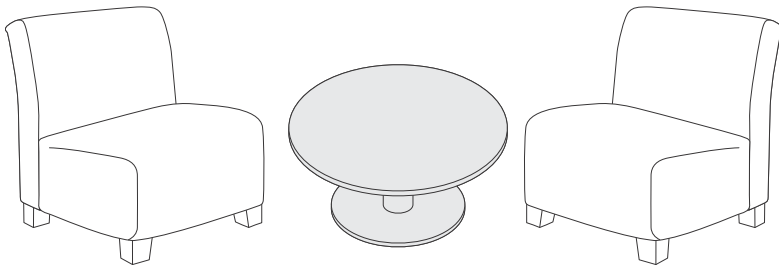

Rectangular and trapezoid tables



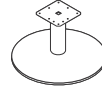
# Table Bases

**Bases** attach to square, round, or conference table tops. Bases support square and round tops at 28½"H or 42"H overall, including top thickness. 28"H bases support conference table tops at 28½"H overall, including top thickness.

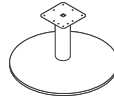
► Specifying, page 158



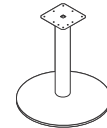
## Product Details



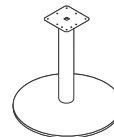
**22" diameter by 16 1/8" H base** can be used to create coffee tables with smaller-size round and square tops (24"–30") in reception or teaming areas. Glides are standard.



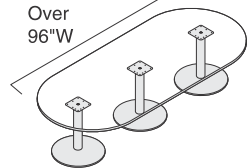
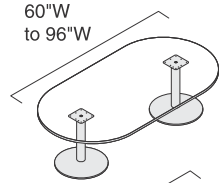
**28" diameter by 16 1/8" H base** can be used to create coffee tables with larger-size round and square tops (36" round and square and 42" round) in reception or teaming areas. Glides are standard.



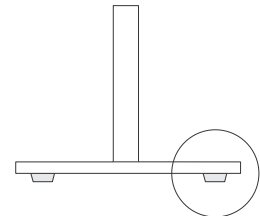
**22" diameter by 27 3/8" H or 41" H bases** can be used to create standard-height or cafe-height tables with smaller-size round and square tops (24"–30") in cafeterias or teaming areas. Glides are standard.



**28" diameter by 27 3/8" H or 41" H bases** can be used to create standard-height or cafe-height tables with smaller-size round and square tops (24"–36") in cafeterias or teaming areas. Large-size round and square tops (42" and 48") and conference tops in all sizes can be used with the 5" diameter column. For heavy use applications with any size top, it is recommended to use the 28" diameter base with 5" diameter column for added rigidity. Glides are standard.



**Conference table tops** can be used with **TS4TBASE285** or **TS4TCAFE285** only. Both the 27 3/8"H and 41"H bases are designed to structurally support the additional load bearing requirements of the larger conference table tops. Two bases must be used with tops 60"W to 96"W, and three bases must be used with all tops over 96"W.



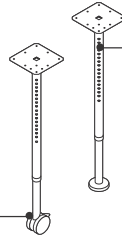
**Glides on Groupwork round table bases** are not adjustable.

# Table Legs

► Specifying, page 160

**Laminate modesty panels** can be used with any table leg specification.

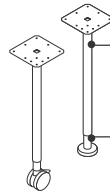
**Standing-height adjustable leg** is available individually or as a package of four legs. Levelers are standard. Casters are available as an option.



**Standing-height legs with pin height adjustment** adjust from 27<sup>3</sup>/<sub>8</sub>"–43<sup>7</sup>/<sub>8</sub>" in 1" increments. Levelers make up 3<sup>3</sup>/<sub>8</sub>" of leg height.

## Caster

**Post leg** is available individually or as a package of four legs. Levelers are standard. Casters are available as an option.

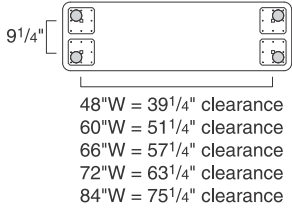


**Post legs** are 27<sup>3</sup>/<sub>8</sub>" without work surface. Levelers make up 3<sup>3</sup>/<sub>8</sub>" of leg height.

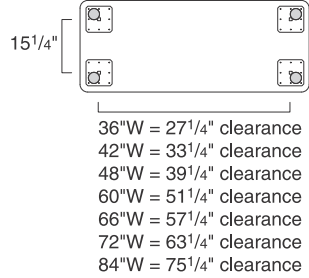
## Leveler

# Post Leg Clearance Dimensions

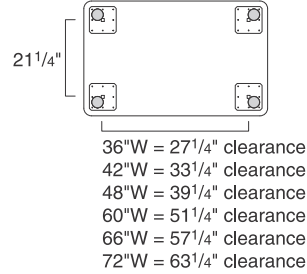
## 18"D Rectangular Tops



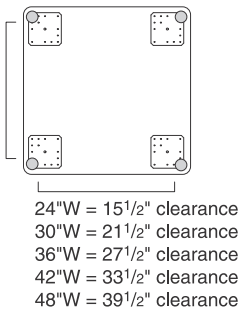
## 24"D Rectangular Tops



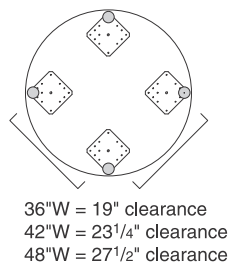
## 30"D Rectangular Tops



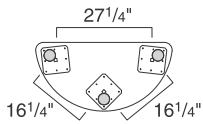
## Square Tops



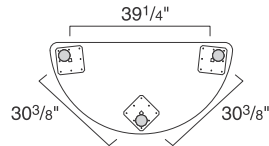
## Round Tops



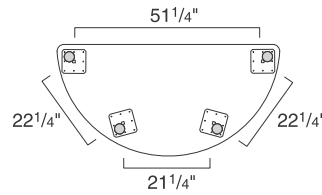
## Half-Round Top—18" x 36"



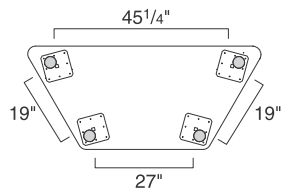
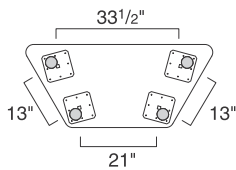
## Half-Round Top—24" x 48"



## Half-Round Top—30" x 60"



## Trapezoid Tops—24" x 48" and 30" x 60"



# Table Reinforcing Channel Requirement Matrix

Brace Size Requirement	
Size (LPL or HPL)	Post Leg
18" x 60"	39"
18" x 66"	48"
18" x 72"	48"
18" x 84"	57"
24" x 60"	57"
24" x 66"	57"
24" x 72"	57"
24" x 84"	72"
30" x 60"	57"
30" x 66"	57"
30" x 72"	57"

*Tip: Table dimensions not listed in the matrix do not require bracing.*





► Specification Information, continued from previous page

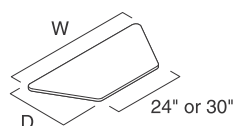
**Specification Information**

Dimensions		Style Number	U.S. Price	Style Number	U.S. Base Price
D	W				



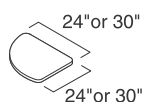
**Half-Round Tops**

18"	36"	<b>TS4TLN1836</b>	\$368	<b>TS4THN1836</b>	\$426
24"	48"	<b>TS4TLN2448</b>	\$516	<b>TS4THN2448</b>	\$545
30"	60"	<b>TS4TLN3060</b>	\$658	<b>TS4THN3060</b>	\$695



**Trapezoid Tops**

21 <sup>3</sup> / <sub>8</sub> "	48"	<b>TS4TLG2448</b>	\$461	<b>TS4THG2448</b>	\$533
26 <sup>1</sup> / <sub>2</sub> "	60"	<b>TS4TLG3060</b>	\$664	<b>TS4THG3060</b>	\$766



**90° Corner Bridges**

24"	24"	<b>TS4TLL2424</b>	\$308	<b>TS4THL2424</b>	\$357
30"	30"	<b>TS4TLL3030</b>	\$358	<b>TS4THL3030</b>	\$414



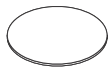
 **For Canadian Pricing**  
 Multiply U.S. Price by the Canadian price factor.  
 ► See page 1 for details.

# Table Tops

Round, Square, and Oval

*Tip: Standard worksurfaces are 1 1/8" thick. However, the actual thickness between Low-Pressure Laminate (LPL) and High-Pressure Laminate (HPL) worksurfaces is slightly different. It is recommended that only worksurfaces of the same type are specified in a given application. In addition, there may be sheen or texture differences when using LPL and HPL in adjacent applications. Please use caution when mixing and matching different worksurface types.*

**For laminate group 2 and 3 pricing, please refer to the electronic catalog or SmartTools.**



Standard Includes		Required to Specify
<ul style="list-style-type: none"> <li>▶ Need help? Product details, page 142</li> </ul>	<ul style="list-style-type: none"> <li>• Top: 1 1/8"-thick: Low-Pressure Laminate or High-Pressure Laminate price group 1, if selected</li> <li>• Top: 1 3/8"-thick (Suffix T): Low-Pressure Laminate or High-Pressure Laminate, if selected</li> <li>• 3 mm radius profile edge: plastic</li> </ul>	<ol style="list-style-type: none"> <li>1 Style number</li> <li>2 Low-Pressure Laminate or High-Pressure Laminate color number for top, as appropriate</li> <li>3 Plastic edge band color number for top</li> <li>4 Options, if selected (see below)</li> </ol> <ul style="list-style-type: none"> <li>▶ See <i>Surface Materials</i>, page 170.</li> </ul>

Options	U.S. Price	Required to Specify
<b>Surface Materials</b> <ul style="list-style-type: none"> <li>• High-Pressure Laminate worksurfaces</li> <li>• Laminate price group 2</li> <li>• Laminate price group 3</li> <li>• Open Line laminate</li> </ul>	<ul style="list-style-type: none"> <li>• See information at left</li> <li>• See information at left +\$102 plus cost of laminate</li> </ul>	<ul style="list-style-type: none"> <li>• Specify laminate color number.</li> <li>• Specify laminate color number.</li> <li>▶ See <i>Surface Materials Reference Manual</i>.</li> </ul>
<b>Related Products</b> <ul style="list-style-type: none"> <li>• Groupwork table legs</li> <li>• Groupwork table bases</li> <li>• Modesty panels</li> <li>• Wire management trough</li> </ul>		<ul style="list-style-type: none"> <li>▶ Page 160</li> <li>▶ Page 158</li> <li>▶ Page 162</li> <li>▶ Page 162</li> </ul>

### Specification Information

Dimensions	Style Number	U.S. Price	Style Number	U.S. Base Price
D W	LPL		HPL	

### Round Tops


#### 1 1/8"-thick top

24"	24"	<b>TS4TLDR24</b>	\$286	<b>TS4THDR24</b>	\$332
30"	30"	<b>TS4TLDR30</b>	\$370	<b>TS4THDR30</b>	\$428
36"	36"	<b>TS4TLDR36</b>	\$449	<b>TS4THDR36</b>	\$521
42"	42"	<b>TS4TLDR42</b>	\$516	<b>TS4THDR42</b>	\$594
48"	48"	<b>TS4TLDR48</b>	\$574	<b>TS4THDR48</b>	\$660

#### 1 3/8"-thick top

24"	24"	<b>TS4TLDR24T</b>	\$433	<b>TS4THDR24T</b>	\$497
30"	30"	<b>TS4TLDR30T</b>	\$517	<b>TS4THDR30T</b>	\$595
36"	36"	<b>TS4TLDR36T</b>	\$596	<b>TS4THDR36T</b>	\$684
42"	42"	<b>TS4TLDR42T</b>	\$663	<b>TS4THDR42T</b>	\$765
48"	48"	<b>TS4TLDR48T</b>	\$721	<b>TS4THDR48T</b>	\$829

▶ **Specification Information, continued on next page**

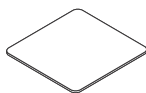
 **For Canadian Pricing**  
 Multiply U.S. Price by the Canadian price factor.  
 ▶ See page 1 for details.

 = Transitional product

► Specification Information, continued from previous page

**Specification Information**

Dimensions		Style Number LPL	U.S. Price	Style Number HPL	U.S. Base Price
D	W				



**Square Tops**

1 1/8"-thick top					
24"	24"	<b>TS4TLR2424</b>	\$286	<b>TS4THR2424</b>	\$393
30"	30"	<b>TS4TLR3030</b>	\$370	<b>TS4THR3030</b>	\$406
36"	36"	<b>TS4TLR3636</b>	\$450	<b>TS4THR3636</b>	\$522
42"	42"	<b>TS4TLR4242</b>	\$516	<b>TS4THR4242</b>	\$594
48"	48"	<b>TS4TLR4848</b>	\$574	<b>TS4THR4848</b>	\$660
1 3/8"-thick top 					
24"	24"	<b>TS4TLR2424T</b>	\$433	<b>TS4THR2424T</b>	\$497
30"	30"	<b>TS4TLR3030T</b>	\$517	<b>TS4THR3030T</b>	\$595
36"	36"	<b>TS4TLR3636T</b>	\$597	<b>TS4THR3636T</b>	\$685
42"	42"	<b>TS4TLR4242T</b>	\$663	<b>TS4THR4242T</b>	\$765
48"	48"	<b>TS4TLR4848T</b>	\$721	<b>TS4THR4848T</b>	\$829



**Oval Tops**

1 1/8"-thick top					
24"	48"	<b>TS4TLDV2448</b>	\$517	<b>TS4THDV2448</b>	\$595
1 3/8"-thick top 					
24"	48"	<b>TS4TLDV244T</b>	\$664	<b>TS4THDV244T</b>	\$766



 **For Canadian Pricing**  
 Multiply U.S. Price by the Canadian price factor.  
 ► See page 1 for details.


 = Transitional product



► Specification Information, continued from previous page

**Specification Information**

Dimensions		Style Number LPL	U.S. Price	Style Number HPL	U.S. Base Price
D	W				



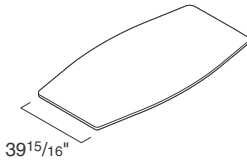
**Racetrack Conference Tops**

**1 1/8"-thick top**

48"	96"	<b>TS4TLD4896</b>	\$1022	<b>TS4THD4896</b>	\$1172
48"	120"	<b>TS4TLD48120</b>	\$1234	<b>TS4THD48120</b>	\$1420
48"	144"	<b>TS4TLD48144</b>	\$1383	<b>TS4THD48144</b>	\$1591

**1 3/8"-thick top **

48"	96"	<b>TS4TLD4896T</b>	\$1169	<b>TS4THD4896T</b>	\$1347
48"	120"	<b>TS4TLD4812T</b>	\$1528	<b>TS4THD4812T</b>	\$1759
48"	144"	<b>TS4TLD4814T</b>	\$1677	<b>TS4THD4814T</b>	\$1931



**Boat-Shaped Conference Tops**

**1 1/8"-thick top**

48"	96"	<b>TS4TLB4896</b>	\$1022	<b>TS4THB4896</b>	\$1172
48"	120"	<b>TS4TLB48120</b>	\$1234	<b>TS4THB48120</b>	\$1420
48"	144"	<b>TS4TLB48144</b>	\$1383	<b>TS4THB48144</b>	\$1591

**1 3/8"-thick top **

48"	96"	<b>TS4TLB4896T</b>	\$1169	<b>TS4THB4896T</b>	\$1347
48"	120"	<b>TS4TLB4812T</b>	\$1528	<b>TS4THB4812T</b>	\$1759
48"	144"	<b>TS4TLB4814T</b>	\$1677	<b>TS4THB4814T</b>	\$1931




**Oval Conference Tops**

**1 1/8"-thick top**

48"	96"	<b>TS4TLDV4896</b>	\$1022	<b>TS4THDV4896</b>	\$1172
-----	-----	--------------------	--------	--------------------	--------

**1 3/8"-thick top **

48"	96"	<b>TS4TLDV489T</b>	\$1169	<b>TS4THDV489T</b>	\$1347
-----	-----	--------------------	--------	--------------------	--------

 **For Canadian Pricing**  
 Multiply U.S. Price by the Canadian price factor.  
 ► See page 1 for details.

 = Transitional product

# Table Bases

*Tip: Attachment hardware is to be used with Currency, Kick, or Groupwork table tops only.*

Standard Includes		Required to Specify
<ul style="list-style-type: none"> <li>▶ Need help? Product details, page 148</li> </ul>	<ul style="list-style-type: none"> <li>• Base: paint price group 1</li> <li>• Glides: black plastic only</li> <li>• Attachment hardware</li> </ul>	<ul style="list-style-type: none"> <li>1 Style number</li> <li>2 Paint color number for base</li> <li>3 Options, if selected (see below)</li> <li>▶ See <i>Surface Materials</i>, page 170.</li> </ul>

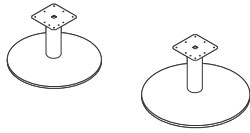
Options	U.S. Price	Required to Specify
<b>Surface Materials</b> <ul style="list-style-type: none"> <li>• Paint price group 1</li> <li>• Paint price group 2</li> <li>• Paint price group 3</li> </ul>	No cost +\$ 45 +\$104	Specify paint color number. Specify paint color number. Specify paint color number.

## Specification Information

Dimensions Height	Diameter of Base	Diameter of Column	Style Number	U.S. Base Price
----------------------	---------------------	-----------------------	-----------------	-----------------------

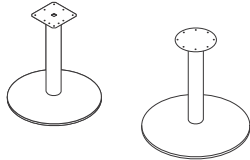
### Coffee-Height Round Table Bases

16 <sup>1</sup> / <sub>8</sub> "	22"	3"	<b>TS4TCOF22</b>	\$ 473
16 <sup>1</sup> / <sub>8</sub> "	28"	3"	<b>TS4TCOF28</b>	\$ 728



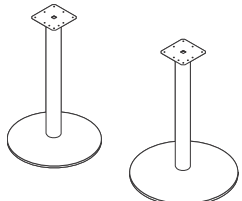
### Round Table Bases

27 <sup>3</sup> / <sub>8</sub> "	22"	3"	<b>TS4TBASE22</b>	\$ 493
27 <sup>3</sup> / <sub>8</sub> "	28"	3"	<b>TS4TBASE28</b>	\$ 749
27 <sup>3</sup> / <sub>8</sub> "	28"	5"	<b>TS4TBASE285</b>	\$1081



### Café-Height Round Table Bases

41"	22"	3"	<b>TS4TCAFE22</b>	\$ 517
41"	28"	3"	<b>TS4TCAFE28</b>	\$ 767
41"	28"	5"	<b>TS4TCAFE285</b>	\$1123



*Tip: For heavy use applications, it is recommended to use the 28" diameter base with 5" diameter column for added rigidity.*



**For Canadian Pricing**  
 Multiply U.S. Price by the Canadian price factor.  
 ▶ See page 1 for details.



# Table Legs


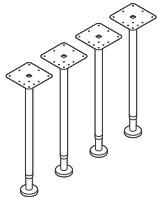
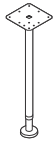
*Tip: Levelers are adjustable (lower height), but do not slide. To easily move tables, order tables with casters.*

*Tip: Attachment hardware is to be used with Currency, Kick, or Groupwork table tops only.*

*Tip: To ensure proper stability when casters are specified, see the Groupwork table top, leg, and base combinations section of the specifications guide. ▶ See page 144*

*Tip: Attaching monitor arms to freestanding tables with casters or glides is not recommended due to tipping hazards.*

*Tip: Translucent screens and slatwalls are not available on 18"D fixed tops, if post legs are selected.*



*Tip: Translucent screens and slatwalls are not available on 18"D or 24"D height-adjustable tops, if standing-height adjustable post legs are selected.*

*Tip: Standing-height adjustable post leg is not available with 18"D tops.*

Standard Includes		Required to Specify
▶ Need help? Product details, page 149	<ul style="list-style-type: none"> <li>Table leg(s): paint price group 1</li> <li>Levelers on post and standing-height leg(s): black plastic only</li> <li>Pin height adjustable leg(s) on standing-height only</li> <li>Attachment hardware</li> </ul>	1 Style number 2 Paint color number for leg(s) 3 Options, if selected (see below) ▶ See <i>Surface Materials</i> , page 170.

Options	U.S. Price	Required to Specify
<b>Surface Materials</b> <ul style="list-style-type: none"> <li>Paint price group 1</li> <li>Paint price group 2</li> <li>Paint price group 3</li> </ul>	<b>Post or standing-height legs</b> No cost +\$17 per leg +\$24 per leg	Specify paint color number. Specify paint color number. Specify paint color number.
<b>Casters</b> <ul style="list-style-type: none"> <li>One locking caster</li> </ul>	<b>One post or standing-height table leg</b> +\$ 5	Specify with <i>caster</i> .
<b>Related Products</b> <ul style="list-style-type: none"> <li>Modesty panels</li> <li>Table tops</li> </ul>	<b>Four post or standing-height legs</b> Four casters (two locking and two non-locking) +\$22	Specify with <i>four casters</i> .
		▶ Page 162 ▶ Page 152

Specification Information		
Height	Style Number	U.S. Base Price
27 <sup>3</sup> / <sub>8</sub> "	TS4L27PG	\$166
27 <sup>3</sup> / <sub>8</sub> "	TS4L27PG4	\$614
27 <sup>3</sup> / <sub>8</sub> "–43 <sup>7</sup> / <sub>8</sub> "	TS4LSHPG	\$293

## One Post Leg

27 <sup>3</sup> / <sub>8</sub> "	TS4L27PG	\$166
----------------------------------	----------	-------

## Package of Four Post Legs

27 <sup>3</sup> / <sub>8</sub> "	TS4L27PG4	\$614
----------------------------------	-----------	-------

## One Standing-Height Adjustable Post Leg

27 <sup>3</sup> / <sub>8</sub> "–43 <sup>7</sup> / <sub>8</sub> "	TS4LSHPG	\$293
---	----------	-------

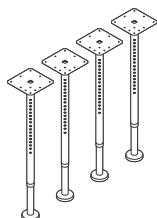
▶ **Specification Information, continued on next page**



► Specification Information, continued from previous page

**Specification Information**

*Tip: Translucent screens and slatwalls are not available on 18"D fixed tops, if post legs are selected.*



• Height	• Style Number	• U.S. Base Price
----------	----------------	-------------------

**Package of Four Standing-Height Adjustable Post Legs**

27 <sup>3</sup> / <sub>8</sub> "–43 <sup>7</sup> / <sub>8</sub> "	<b>TS4LSHPG4</b>	\$1130
---	------------------	--------



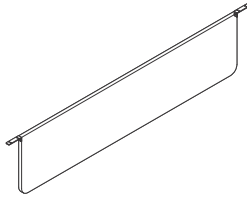
**For Canadian Pricing**

Multiply U.S. Price by the Canadian price factor.

► See page 1 for details.

# Table Components

## Laminate Modesty Panels



For laminate group 2 and 3 pricing, please refer to the electronic catalog or SmartTools.

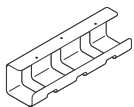
Tip: Laminate modesty panels are not available on Groupwork training tables.

Standard Includes		Required to Specify
<ul style="list-style-type: none"> <li>Need help? Product details, page 143</li> </ul>	<ul style="list-style-type: none"> <li>Modesty panel: High-Pressure Laminate price group 1</li> <li>Bracket: black paint only</li> </ul>	<ol style="list-style-type: none"> <li>Style number</li> <li>High-Pressure Laminate color number for modesty panel</li> <li>Options, if selected (see below)</li> </ol> <p>▶ See <i>Surface Materials</i>, page 170.</p>

Options	U.S. Price	Required to Specify
<b>Surface Materials</b> <ul style="list-style-type: none"> <li>Laminate price group 2</li> <li>Laminate price group 3</li> </ul>	See information at left See information at left	Specify laminate color number. Specify laminate color number.

Specification Information				
Dimensions		Corresponding	Style	U.S.
W	H	Table Top Width	Number	Price
25 <sup>3</sup> / <sub>4</sub> "	9"	36"	<b>TS4MH36</b>	\$350
31 <sup>3</sup> / <sub>4</sub> "	9"	42"	<b>TS4MH42</b>	\$367
37 <sup>3</sup> / <sub>4</sub> "	9"	48"	<b>TS4MH48</b>	\$387
49 <sup>3</sup> / <sub>4</sub> "	9"	60"	<b>TS4MH60</b>	\$427
55 <sup>3</sup> / <sub>4</sub> "	9"	66"	<b>TS4MH66</b>	\$444
61 <sup>3</sup> / <sub>4</sub> "	9"	72"	<b>TS4MH72</b>	\$458
73 <sup>3</sup> / <sub>4</sub> "	9"	84"	<b>TS4MH84</b>	\$506
.	.	.	.	.

## Wire Management Trough



Standard Includes		Required to Specify
<ul style="list-style-type: none"> <li>Need help? Product details, page 143</li> </ul>	<ul style="list-style-type: none"> <li>Wire management trough: paint</li> </ul>	<ol style="list-style-type: none"> <li>Style number</li> <li>Paint color number for wire management trough</li> </ol> <p>▶ See <i>Surface Materials</i>, page 170.</p>

Specification Information	
Style Number	U.S. Price
<b>TS4WIRE</b>	\$143
.	.



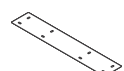
**For Canadian Pricing**  
 Multiply U.S. Price by the Canadian price factor.  
 ▶ See page 1 for details.

## Supports

Standard Includes	Required to Specify
<ul style="list-style-type: none"> <li>Need help? Product details, page 143</li> <li>Worksurface support: black paint</li> </ul>	Style number

### Specification Information


Dimensions	Style Number	U.S. Price



*Tip: In-line support plates should be used on 90° corner bridges when legs are not used. Use two 14"D in-line support plates with 24"D corner bridges, and use two 20"D in-line support plates with 30"D corner bridges.*

### In-Line Support Plates

14"D	<b>TSATPL14</b>	\$105
20"D	<b>TSATPL20</b>	\$105




*Tip: Six tie plates should be used on 90° corner bridges when legs are not used and when connecting two Groupwork tables with levelers together.*

### Package of Six Tie Plates for Side-by-Side Worksurfaces

7"L	<b>TSATTIE</b>	\$148

### Reinforcing Channels

39"W	<b>TSATRC39</b>	\$ 74
48"W	<b>TSATRC48</b>	\$ 77
57"W	<b>TSATRC57</b>	\$ 81
72"W	<b>TSATRC72</b>	\$174



**For Canadian Pricing**  
 Multiply U.S. Price by the Canadian price factor.  
 ▶ See page 1 for details.

# Screens and Marker Tray

**Screens** are available with laminate markerboards on both sides, e<sup>3</sup> CeramicSteel on both sides, or tackboard on both sides. Screens are available in two heights—54"H and 66"H—and five widths—24"W, 30"W, 36"W, 42"W, and 48"W—to coordinate with Kick panel systems.

► Specifying, page 166

**Laminate markerboard surface** has a non-glare writing surface and accepts all standard dry-erase markers. e<sup>3</sup> CeramicSteel surface is magnetic.

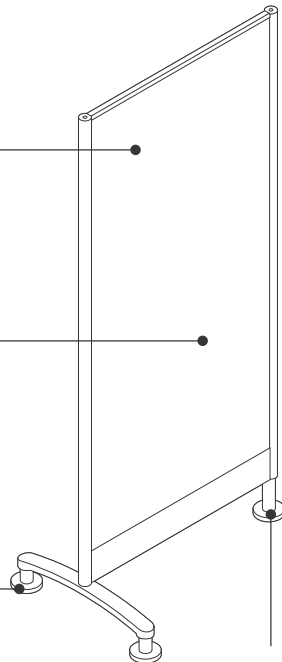
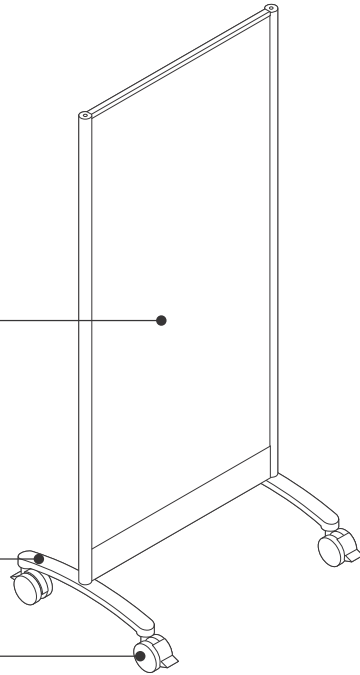
**Four-leg base** is standard on screens.

**Four locking casters** allow for easy movement.

**Tackboard surface** is available in a variety of fabric options.

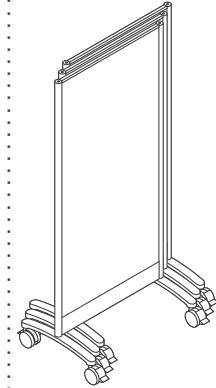
**Laminate markerboard surface** is available in the U.S. only. For Canada orders, specify either e<sup>3</sup> CeramicSteel on both surfaces or tackboard on both sides.

**Levelers** adjust ¼" for uneven floors. Levelers do not slide and should be used in applications where infrequent movement is required.

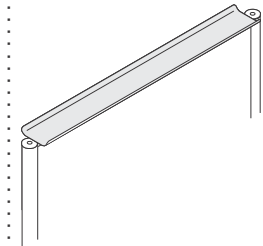


**Three-leg base** is available on 54"H screens only as an option to create a privacy wall.

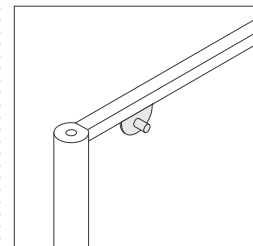
## Product Details



**Screens** nest easily and require minimal space. The leg bases are 16"D, and each screen nested adds another 1½" to the depth.



**Marker tray** is available to hold dry erasers and markers. The tray is attached on top of the screen top cap. Marker trays are available in all five screen widths.



**Flip-chart pegs** are available as an option on the top cap. They are positioned 17<sup>5</sup>/<sub>8</sub>" apart center to center and are available on one side only. Flip-chart peg top cap works in conjunction with marker trays.





**Specification Information**

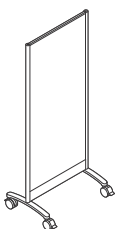
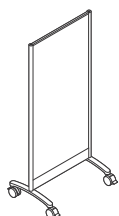
Dimensions			Style Number	U.S. Base Price
D	W	H		

**54"H Screens**

16"	24"	54"	<b>TS4S2454</b>	\$1036
16"	30"	54"	<b>TS4S3054</b>	\$1088
16"	36"	54"	<b>TS4S3654</b>	\$1133
16"	42"	54"	<b>TS4S4254</b>	\$1183
16"	48"	54"	<b>TS4S4854</b>	\$1235

**66"H Screens**

16"	24"	66"	<b>TS4S2466</b>	\$1133
16"	30"	66"	<b>TS4S3066</b>	\$1183
16"	36"	66"	<b>TS4S3666</b>	\$1235
16"	42"	66"	<b>TS4S4266</b>	\$1283
16"	48"	66"	<b>TS4S4866</b>	\$1331

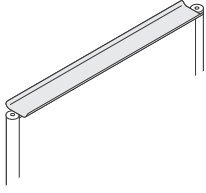


**For Canadian Pricing**

Multiply U.S. Price by the Canadian price factor.

▶ See page 1 for details.

# Marker Trays



Tip: Attachment hardware is included with screen. Tray is affixed to the top cap.

Standard Includes		Required to Specify
<ul style="list-style-type: none"> <li>▶ Need help? Product details, page 164</li> </ul>	<ul style="list-style-type: none"> <li>• Marker tray: paint price group 1</li> </ul>	<ul style="list-style-type: none"> <li>1 Style number</li> <li>2 Paint color number for marker tray</li> <li>3 Options, if selected (see below)</li> <li>▶ See <i>Surface Materials</i>, page 170.</li> </ul>

Options	U.S. Price	Required to Specify
<b>Surface Materials</b> <ul style="list-style-type: none"> <li>• Paint price group 1</li> <li>• Paint price group 2</li> </ul>	No cost +\$12	Specify paint color number. Specify paint color number.

Specification Information				
Dimensions			Style	U.S.
D	W	H	Number	Base Price
2 1/2"	24"	1/2"	<b>TS4SR24</b>	\$ 80
2 1/2"	30"	1/2"	<b>TS4SR30</b>	\$ 87
2 1/2"	36"	1/2"	<b>TS4SR36</b>	\$102
2 1/2"	42"	1/2"	<b>TS4SR42</b>	\$108
2 1/2"	48"	1/2"	<b>TS4SR48</b>	\$117
:	:	:	:	:



**For Canadian Pricing**  
Multiply U.S. Price by the Canadian price factor.  
▶ See page 1 for details.





# Surface Materials

**This listing** includes all the surface material choices that are available for the products in this section.

## Resources

For more information about surface materials, refer to the following resources:

**Additional surface materials specification tools** are available to assist you in the specification process—the Surface Materials Binders.

**The global surface materials palette** is a core collection of finishes that is available across multiple geographies (Americas/EMEA – Europe, Middle East, and Africa/APAC – Asia Pacific) and on global product lines, where applicable. For a list of finishes included in the offering, see the *Surface Materials Reference Manual*. Additional details, like product approvals by geography and finish number conversions, can also be found in the *Surface Materials Reference Manual* or see [steelcase.com/surface-materials](http://steelcase.com/surface-materials).

**Surface Materials Binders** include:

- *Surface Materials Reference Manual*
- A complete set of swatch cards for hard surfaces, vertical surface fabrics, and seating upholstery

## Paint

### Steelcase Surfaces

Applies to:

- Groupwork legs
- Groupwork table bases
- Groupwork flip-top and non-flip training tables

#### Price Group 1

##### Smooth Paint

- 4238 Mocha
- 4239 Clay
- 4240 Chalk
- 4242 Milk

##### Metal and Accessory Paint

- 4710 Low Gloss Black

##### Textured Paint

- 7207 Black
- 7225 Sand
- 7237 Slate **E**
- 7238 Fieldstone
- 7239 Midnight
- 7241 Arctic White
- 7243 Seagull
- 7250 Sterling Dark Solid
- 7360 Merle

#### Price Group 2

##### Smooth Metallic Paint

- 4743 Mineral Metallic
- 4750 Champagne Metallic
- 4798 Sterling Metallic
- 4799 Platinum Metallic
- 4803 Near Black Metallic

##### Smooth Paint

- 0835 Black
- 4700 Warm White

##### Textured Metallic Paint

- 7245 Carbon Metallic
- 7246 Midnight Metallic

Applies to:

- Groupwork post legs\*
- Groupwork table bases
- Groupwork flip-top and non-flip training tables

## Custom Surfaces

### Price Group 3

#### PerfectMatch

PerfectMatch is a service that allows you to create your own paint color. Refer to the *Surface Materials Reference Manual* for more information about this program.

Applies to:

- Groupwork post legs\*
- Groupwork table bases
- Groupwork flip-top and non-flip training tables

#### Price Group 3

##### Accent Paint

- 1ATG Rose Quartz
- 4AV3 Blue Jay
- 4AV4 Baltic
- 4AX1 Citron
- 4AY2 Chili
- 4AZ5 Marlin
- 4CL1 Dark Olivine
- 4CL2 Ice Blue
- 4CL3 Aura
- 4CL4 Sea Glass
- 4CL5 Light Matcha
- 4CL6 Terra
- 4CL7 Sandstone
- 4CL8 Smokey Plum
- 4CZ5 Honey
- 4CZ6 Lagoon
- 4CZ8 Light Peacock

Applies to:

- Groupwork flip-top and non-flip training tables

##### Coatings

- 1ATT Cast Shadow

Applies to:

- Groupwork post legs\*
- Groupwork table bases
- Groupwork flip-top and non-flip training tables

##### Lux Coatings

- 4B20 Obsidian
- 4B22 Matte Brass
- 4B23 Burnished Bronze
- 4B24 Night Bronze
- 4B25 Matte Copper
- 4B26 Smoked Mica
- 4B29 Cast Iron

Applies to:

- Wall track
- 7207 Black

Applies to:

- Screens
- Marker tray

#### Price Group 1

- 7207 Black

#### Price Group 2

- 4798 Sterling Metallic
- 4799 Platinum Metallic

Applies to:

- Groupwork wire management trough

#### Price Group 1

- 7207 Black

#### Price Group 2

- 4799 Platinum Metallic

Applies to:

- Pop-up power

#### Price Group 1

- 7243 Seagull
- 7360 Merle

#### Price Group 2

- 4799 Platinum Metallic

## Custom Surfaces

### Price Group 3

#### PerfectMatch

PerfectMatch is a service that allows you to create your own paint color. Refer to the *Surface Materials Reference Manual* for more information about this program.

## Laminate

Applies to:

- Groupwork table tops
- Groupwork flip-top and non-flip training tables

## Steelcase Surfaces

### Low-Pressure Laminate

#### Price Group 1

*Tip: 25L5 Virginia Walnut and 25L6 Blackwood are not available on 120"W and 144"W groupwork conference table tops.*

- 247L Black V2 LPL
- 24L0 Graphite Walnut LPL
- 25L1 Winter on Maple LPL
- 25L5 Virginia Walnut LPL
- 25L6 Blackwood LPL **E**
- 25L8 Clear Walnut LPL
- 26L1 Natural Cherry V2 LPL
- 2L09 Clear Maple LPL
- 2L30 Arctic White LPL
- 2L50 Vanadium Fiber LPL
- 2L83 Seagull LPL
- 2L84 Milk LPL
- 2L85 Dune LPL
- 2LAK Clear Oak LPL
- 2LAN Ash Noce LPL
- 2LAT Acacia LPL
- 2LAW Ash Wenge LPL
- 2LBN Bisque Noce LPL
- 2LBW Bisque Wenge LPL
- 2LCN Clay Noce LPL
- 2LCW Clay Wenge LPL
- 2LMG Merle LPL
- 2LSN Storm Noce LPL
- 2LSW Storm Wenge LPL
- 2LWA Grey Kingswood LPL
- 2LWB Planked Walnut LPL
- 2LWD Resolute Walnut LPL
- 2LWF Smoked Walnut LPL
- 2LWG Natural Recon LPL
- 2TL2 Fawn Cypress LPL

**E** = Established

Applies to:

- Groupwork table tops
- Groupwork laminate modesty panels
- Groupwork training tables

### Steelcase Surfaces

#### High-Pressure Laminate

#### Price Group 1

##### Fiber Laminate

- 2850 Vanadium Fiber
- 2854 Vellum Fiber **E**
- 2860 Granite Fiber
- 2862 Stucco Fiber **E**

##### Micro Laminate

- 2920 Marl Micro
- 2921 Gypsum Micro
- 2922 Clay Micro

##### Patina Laminate

- 2870 Blonde Bronze Patina
- 2873 Instant Iron Patina

##### Solid Laminate

- 2722 Cream **E**
- 2730 Arctic White
- 2746 Black
- 2759 Warm White
- 2811 Mist **E**
- 2883 Seagull
- 2884 Milk
- 2885 Dune
- 2HAA Persian Salt
- 2HAB Rose
- 2HAC Indigo
- 2HAD Green Citrine
- 2HAE Dark Olivine
- 2HAF Cloudy
- 2HMG Merle
- 2HWU Clay
- 2HVV Chalk

##### Speckle Laminate

- 2820 Coffee Speckle **E**
- 2823 Driftwood Speckle
- 2824 Smoke Speckle
- 2825 Vanadium Speckle

*Tip: Some wood veneer finishes and woodgrain laminates share the same name. Because of the difference in materials, veneers and laminates of the same name are not an exact match but do coordinate with each other.*

### Woodgrain Laminate

- 2406 Clear Cherry **E**
- 2409 Clear Maple
- 2410 Graphite Walnut
- 2412 Natural Cherry
- 2422 Medium Cherry
- 2511 Winter on Maple
- 2535 Virginia Walnut
- 2536 Blackwood **E**
- 2538 Clear Walnut
- 2592 Blonde on Maple **E**
- 2714 Natural Walnut **E**
- 2HAK Clear Oak
- 2HAN Ash Noce
- 2HAT Acacia
- 2HAW Ash Wenge
- 2HBN Bisque Noce
- 2HBW Bisque Wenge
- 2HCN Clay Noce
- 2HCW Clay Wenge
- 2HSN Storm Noce
- 2HSW Storm Wenge
- 2HWA Grey Kingswood
- 2HWB Planked Walnut
- 2HWD Resolute Walnut
- 2HWE Natural Recon
- 2HWF Smoked Walnut

### Price Group 2

#### Textured Laminate

- 2TH2 Fawn Cypress
- 2TH4 Saddle Oak
- 2TH5 Veranda Teak
- 2TH7 Walnut Heights
- 2UH1 Reclaimed Aggregate
- 2UH2 Reclaimed Gravel
- 2UH4 Cement\*
- 2UH6 Sheetrock

*\*2UH4 Cement has limited availability, determined by product sizing and/or options.*

### Price Group 3

#### Solid Laminate

- 24H1 Satin White
- 24H2 Satin Black
- 24H3 Satin Stone
- 24H4 Satin Mocha

### Custom Surfaces

#### Open Line Laminate (OLL)

This service allows you to order non-standard laminate at an additional processing fee of \$102 U.S. per unit, plus the cost of the laminate.

High-Pressure Laminate pricing does not include premium or digitally printed patterns from any suppliers. Laminate cost may also vary for basic or standard laminates from other suppliers. Please contact the OLL consultant at 616.475.2426 for pricing. The cost of the laminate will be added to your invoice as a separate line on the acknowledgement.

When processing orders for Open Line laminate on Universal worksurfaces and Universal Storage tops, specify 2900 in the laminate finish field and enter the OLL manufacturer information. Enter the required edge finish as you would a standard laminate.

**Edge color** for the Open Line laminate on worksurfaces must be determined by the dealer and customer before orders can be entered. Specify appropriate 2K finish number.

#### Laminate Approval and Material Requirements

To confirm whether a particular laminate has already been tested for use on a specific Steelcase product or to determine material square foot requirements:

- Visit [www.steelcase.com](http://www.steelcase.com)

**For additional information,** refer to the *Steelcase Surface Materials Reference Manual*.

### Laminate Markerboard

#### Steelcase Surfaces

Applies to:

- Screens
- 2977 White Markerboard Laminate

### e<sup>3</sup> CeramicSteel

#### Steelcase Surfaces

Applies to:

- Screens
- 7655 e<sup>3</sup> CeramicSteel White High Gloss

### Wood

Applies to:

- Groupwork flip-top and non-flip training tables

Steelcase carefully selects veneer and solid wood for consistent color and grain structure. Wood is a natural material and variations will occur in color, grain and texture. These variations are part of the inherent natural beauty of wood and are not considered defects.

All wood products will darken with age and exposure to ultra-violet light. This is especially apparent with cherry and maple veneer. We recommend that desk accessories be rearranged periodically to ensure even aging of wood surfaces.

When storing your wood furniture, please follow the following guidelines:

- Do not store products in trailers
- Store products in areas that simulate office temperatures (60°F to 90°F)
- Store products in areas that maintain constant, office-like humidity levels
- Keep product away from light. Cover products to make sure they are not exposed to light.

### Steelcase Surfaces

**Veneers** are matched for proper balance and consistency. Veneers are available flat cut or quarter cut, except for Oak, which is rift cut. Refer to the *Surface Materials Reference Manual* for descriptions of each cut.

**Open-pore finish** is a medium gloss finish that leaves the wood grain texture visible to the eye and distinguishable to the touch.

**E** = Established

## Surface Materials, continued

**Veneer****Wood Group 1****Flat-Cut Low Sheen**

- V1AC FC/LS Natural Cherry
- V1AM FC/LS Clear Maple
- V1CC FC/LS Medium Amber Cherry
- V1EW FC/LS Dark Walnut

**Flat-Cut Open-Pore**

- 3062 FC/OP Graphite Walnut
- 3402 FC/OP Clear Cherry (Aged)
- 3412 FC/OP Natural Cherry **E**
- 3422 FC/OP Medium Cherry
- 3522 FC/OP Clear Maple
- 3592 FC/OP Blonde on Maple **E**
- 3702 FC/OP Clear Walnut
- 3712 FC/OP Natural Walnut
- 3752 FC/OP Medium Walnut **E**
- 3762 FC/OP Dark Walnut
- 3772 FC/OP Medium Mahogany on Walnut

**Flat-Cut Open-Pore, Natural Veneer**

- 3342 FC/OP Black Walnut
- 35A2 FC/OP Blanch Maple
- 37A2 FC/OP Thunder Walnut

**Quarter-Cut Open-Pore**

- 3042 QC/OP Ash **E**
- 3222 QC/OP Clear Maple
- 3292 QC/OP Blonde on Maple **E**
- 3302 QC/OP Clear Walnut
- 3312 QC/OP Natural Walnut
- 3352 QC/OP Medium Walnut **E**
- 3362 QC/OP Dark Walnut
- 3372 QC/OP Medium Mahogany on Walnut
- 3382 QC/OP Graphite Walnut

**Quarter-Cut Open-Pore, Natural Veneer**

- 32A2 QC/OP Blanch Maple
- 33A2 QC/OP Thunder Walnut
- 3392 QC/OP Black Walnut

**Rift-Cut Open-Pore**

- 3602 RC/OP Desert Oak

**Rift-Cut Full-Fill, Natural Veneer**

- 36A2 RC/OP Volcanic Oak

**Wood Group 3****Flat-Cut Open-Pore, Natural Veneer**

- 3082 FC/OP Washed Walnut

**Wood Group 1****Open-Pore Planked Veneer**

- 3P41 OP Planked Cherry
- 3P51 OP Planked Maple
- 3P61 OP Planked Oak
- 3P71 OP Planked Walnut
- 3VFX OP Unmarked Oak

*Tip: Known for its uniqueness, planked veneer has intentional and natural variations that include, but are not limited to: character marks, grain pattern, color, and natural color aging.*

**E** = Established

**Full-Fill**

**Full-fill finish** is a medium-gloss finish that completely fills the grain texture, yet allows the grain pattern to be seen. The wood has a lustrous, satiny look, and it is smooth to the touch. This finish is available on the wood worksurface or field-installed top only.

**Wood Group 2****Flat-Cut Full-Fill**

- 3064 FC/FF Graphite Walnut
- 3404 FC/FF Clear Cherry (Aged)
- 3414 FC/FF Natural Cherry **E**
- 3424 FC/FF Medium Cherry
- 3524 FC/FF Clear Maple
- 3544 FC/FF Blonde on Maple **E**
- 3704 FC/FF Clear Walnut
- 3714 FC/FF Natural Walnut
- 3754 FC/FF Medium Walnut **E**
- 3764 FC/FF Dark Walnut
- 3774 FC/FF Medium Mahogany on Walnut

**Flat-Cut Full-Fill, Natural Veneer**

- 3734 FC/FF Black Walnut

**Quarter-Cut Full-Fill**

- 3224 QC/FF Clear Maple
- 3294 QC/FF Blonde on Maple **E**
- 3304 QC/FF Clear Walnut
- 3314 QC/FF Natural Walnut
- 3354 QC/FF Medium Walnut **E**
- 3364 QC/FF Dark Walnut
- 3374 QC/FF Medium Mahogany on Walnut
- 3384 QC/FF Graphite Walnut

**Quarter-Cut Full-Fill, Natural Veneer**

- 3394 QC/FF Black Walnut

**Rift-Cut Full-Fill**

- 3604 RC/FF Desert Oak

**Wood Group 3****Flat-Cut Full-Fill, Natural Veneer**

- 3084 FC/FF Washed Walnut

**Premium Veneers**

A selection of Premium veneers in this collection are available on most Steelcase brand products. The collection will be available as close to standard leadtimes as possible. However, because adequate supplies of veneer and solids must be secured, all orders will be scheduled individually. Leadtimes will vary based on Premium veneer and Premium solids availability at the time the order is placed. The collection is available as Wood Group 3 as part of our Select Surfaces program, and supported like standard veneers to make ordering easy. Please see the Steelcase surface materials section on [village.steelcase.com](http://village.steelcase.com) for sample information and product line availability. All premium veneers are in clear-coat.

**Wood Group 3****Quarter-Cut Open-Pore**

- 3832 QC/OP Figured Anegre

**Select Surfaces****Composite Veneer**

Composite veneers are an engineered wood intended to create specific grain patterns and characteristics. They are pre-stained and finished with Steelcase's Clarity water-borne UV topcoat, which protects the environment while providing durability and clarity. Only open-pore finishes are available on composite wood. Composite veneer and matching edge bands are available on most Steelcase brand products. Composites, for use as a solid nosing substitute, are not available. Steelcase does not recommend mixing composite veneers with natural solid nosings because composite and natural wood grain and color matching are rarely compatible. Composite veneers are available as Wood Group 1 pricing as part of our Select Surfaces program.

**Composite Veneer Group 1****Composite Flat-Cut Open-Pore**

- 3JDX FC/OP Oak Composite
- 3JJX FC/OP Walnut Composite
- 3LAX FC/OP Graphite on Oak Composite
- 3LCX FC/OP Medium Cherry on Cherry Composite

**Composite Quarter-Cut Open-Pore**

- 3F8X QC/OP European Walnut Composite
- 3GGX QC/OP Zebano Composite
- 3HGX QC/OP Oak Composite
- 3HVX QC/OP Walnut Composite
- 3LBX QC/OP Clear Walnut on Walnut Composite
- 3LDX QC/OP Natural Walnut on Walnut Composite
- 3ZNX QC/OP Night Cerused Oak Composite

**Composite Veneer Group 2****Composite Flat-Cut Open-Pore**

- 3LHX FC/OP Espresso on Walnut Composite

**Composite Quarter-Cut Open-Pore**

- 3LEX QC/OP Desert Oak on Oak Composite
- 3LGX QC/OP Chai on Walnut Composite
- 3LJX QC/OP Ebony on Walnut Composite

**Custom Surfaces**

**Customiz stain** is a service that allows you to create your own stain colors and finishes on standard veneer. Customiz stain color is available on all product lines that offer wood veneer.

A \$500 stain-matching fee applies on CUSTOMIZ requests (Exception: The \$500 fee does not apply on matches to Coalesce standard finishes or for a low-gloss finish request on a standard color). The \$500 fee covers the cost of formulating the Customiz color finish and applies regardless of whether or not an order for product is placed.

In addition, an approval form must be signed to indicate customer acceptance of Customiz match. A \$1,500 initiation fee will be charged prior to first order entry. This initiation fee activates the finish for unlimited use on any Steelcase product for an 18 month time period. After the 18 month time period has lapsed, the Customiz finish may be reactivated for another 18 months for a \$1,000 fee at any point within five years after the \$1,500 initiation fee was paid. If the finish is not reactivated within five years after the \$1,500 initiation fee was paid, the finish will be culled and the customer will need to pay the \$1,500 initiation fee again. All style number related Customiz charges products are no cost as of April 2014. The matching and initiation fees are not discountable.

Customiz stain takes 10 days to formulate. Consult the *Surface Materials Reference Manual* for more information. Custom veneers are also available and must be quoted by Steelcase specials group. Customiz stain on custom veneers takes 2 to 4 weeks to formulate.

Requirements and information on ordering a Customiz stain color are found in the *Surface Materials Reference Manual*.

## Plastic

### Steelcase Surfaces

Applies to:

- 3 mm edge profile on Groupwork
- 1 mm edge profile on Groupwork modesty panels

6000 Black	6635 Dawn <b>E</b>
6009 Arctic White	6636 Mist
6034 Natural Cherry	6654 Sand
6036 Medium Cherry	6655 Warm White
6037 Winter on Maple	6695 Midnight
6038 Blonde on Maple <b>E</b>	6697 Fog
6041 Natural Walnut <b>E</b>	6698 Fieldstone
6052 Milk	66WA Grey Kingswood
6053 Seagull	66WB Planked Walnut
6169 Stone	66WD Resolute Walnut
6170 Mocha	66WE Natural Recon
61AA Persian Salt	66WF Smoked Walnut
61AB Rose	66WU Clay
61AC Indigo	66WV Chalk
61AD Green Citrine	6703 Ash Wenge
61AE Dark Olivine	6704 Storm Wenge
61AF Cloudy	6705 Bisque Wenge
6213 Acacia	6706 Clay Wenge
6219 Clear Oak	6707 Ash Noce
6231 Graphite Walnut	6708 Bisque Noce
6237 Clear Maple	6709 Clay Noce
6242 Virginia Walnut	6710 Storm Noce
6243 Blackwood <b>E</b>	6T02 Fawn Cypress
6245 Clear Walnut	6T04 Saddle Oak
6249 Platinum Solid	6T05 Veranda Teak
6271 Plywood	6T07 Walnut Heights
6527 Merle	6T08 Aggregate
6615 Grey V5	6T09 Gravel
6619 Ice <b>E</b>	6T10 Cement
6631 Cream <b>E</b>	6T12 Sheetrock

*Tip: Light color plastic edges are susceptible to degradation due to normal wear and tear. Staining (e.g., ball point pen or clothing dyes such as blue jeans) and dirt effects are more pronounced in light colors and are not considered defects.*

**E** = Established

Applies to:

- Flush power
- 6053 Seagull
- 6527 Merle

Applies to:

- Vertical cable manager
- 6527 Merle

## Fabric

### Steelcase Surfaces

Applies to:

- Groupwork fabric modesty panel

### Price Group 1

Alloy  
Buzz2  
Era

### Price Group 2

Latch

### Price Group 3

Billiard Multi-Use by  
DesignTex

Applies to:

- Screens

### Price Group A

#### Sprite

5540 Khaki  
5541 Snow  
5543 Linen  
5544 Sherbet  
5545 Powder  
5547 Sky

### Price Group 1

#### Abacus **E**

P123 Portico  
P124 Opus  
P125 Cusp  
P126 Artifact

#### Alloy

P525 Polar  
P526 Skim  
P527 Bubbly  
P528 Tern  
P529 Shore  
P530 Asti  
P531 Silver  
P532 Oxide  
P533 Element  
P534 Construct  
P535 Currency  
P536 Iron

#### Boccie

P200 New Rice  
P201 New Almond  
P203 New Camel  
P204 New Opal  
P205 New Mist  
P206 New Plum  
P208 New Spearmint  
P209 New Sky

#### Buzz2

5F03 Tomato  
5F04 Red **E**  
5F05 Burgundy  
5F06 Sky **E**  
5F07 Blue  
5F08 Navy  
5F15 Stone  
5F16 Grey  
5F17 Black  
5G50 Dunegrass  
5G51 Sable  
5G55 Pumpkin  
5G57 Rouge  
5G59 Meadow  
5G61 Cyan  
5G62 Atlantic  
5G63 Crocus  
5G64 Alpine  
5G65 Tornado

#### Charm

P505 Shell  
P506 Mimosa  
P507 Birch  
P508 Sparkle  
P510 Debut  
P511 Clover  
P513 Twilight

### Optic

P540 Hazel  
P541 Twinkle  
P542 Orion  
P543 Seaglass  
P546 Whiskey  
P547 Bath  
P548 Whisper  
P549 Breezy  
P551 Glimmer

### Pianista

P420 Sand  
P421 Mist  
P422 Rain  
P423 Natural  
P424 Café  
P425 Denim  
P426 Carbon  
P427 Stone  
P428 Flax  
P429 Oat  
P430 Wheat  
P431 Maize

### Rhythm

P555 Allegro  
P556 Tempo  
P557 Refrain  
P558 Pitch  
P560 Melody  
P562 Opus

### Tinsel

P516 Lit  
P517 Ego  
P518 Fizz  
P519 Muse  
P520 Depth  
P521 Bliss  
P522 Grow  
P523 Dolce

## Surface Materials, continued

**Price Group 2****Bariolage**

- G200 New Etude
- G201 New Andante **E**
- G202 New Cantata **E**
- G203 New Adagio
- G204 New Melody
- G205 New Ballata

**Code**

- 5FA1 Fossil
- 5FA2 Gabbro
- 5FA3 Reed
- 5FA4 Bluff
- 5FA5 Sea Salt
- 5FA6 Cannon
- 5FA7 Tussah
- 5FA8 Mica
- 5FA9 Ecu
- 5FB1 Bamboo

**Dovetail By Designtex**

- 5H39 Light Mocha
- 5H40 Pebble
- 5H41 Warm White
- 5H42 Sandstone
- 5H43 Honeycomb
- 5H44 Terra
- 5H45 Honeydew
- 5H46 Denim
- 5H47 Storm
- 5H48 Ice Blue
- 5H49 Aura
- 5H50 Darkest Grey

**Flip: Orbit**

- 5F85 Mud Pie **E**
- 5F87 Petoskey
- 5F88 Pluto **E**
- 5F89 Papyrus
- 5F91 Blizzard
- 5F92 Briquette

**Flip: TexHex**

- 5F75 Mud Pie **E**
- 5F77 Petoskey
- 5F78 Pluto **E**
- 5F79 Papyrus
- 5F97 Blizzard
- 5F98 Briquette

**Fresco**

- G001 Sandrift
- G002 Mistiblu
- G003 Faon
- G006 Chamoline

**Intersection**

- P211 Summit
- P212 Chalk
- P213 Lace

**Latch**

- P600 Seashell
- P601 Clam
- P602 Eggshell
- P603 Zen
- P604 Cool Gray
- P605 Armor
- P606 Sentinel
- P607 Rye
- P608 Billow
- P609 Nimbus

**SoftNext**

- 5H27 Obsidian
- 5H28 Foggy Night
- 5H29 Greystone
- 5H30 Mocha
- 5H31 Clay
- 5H32 Sandstone
- 5H33 Chalk
- 5H34 Midnight
- 5H35 Blue Mica
- 5H36 Jade
- 5H37 Burnt Umber
- 5H38 Cinnabar

**Stencil**

- P455 Midnight
- P456 Mulberry
- P457 Cracked Pepper
- P458 Denim
- P459 Chartreuse
- P460 Bittersweet
- P461 Mauvelous
- P462 Bermuda
- P463 Concrete
- P464 Orchid
- P465 Parchment
- P466 Silk
- P467 Sea Salt
- P468 Honeydew
- P469 Sepia

**Price Group 3****Billiard Multi-Use by Designtex**

- 5H11 Poppy
- 5H12 Tangelo
- 5H13 Citrine/Citron
- 5H14 Avocado
- 5H16 Indigo
- 5H17 Mallard
- 5H18 Teak
- 5H19 Cumulus
- 5H20 Pewter
- 5H21 Gunmetal
- 5H22 Ink
- 5H23 Rose Quartz
- 5H24 Sea Salt
- 5H25 Storm Cloud
- 5H26 Olivine

**Select Surfaces**

**For information on products within Select Surfaces,** including accent paints and fabrics from Designtex, Gabriel, Kvadrat, and Pollack, please refer to the *Surface Materials Reference Manual* or visit [steelcase.com/surface-materials](http://steelcase.com/surface-materials) under the Select Surfaces section.

**Custom Surfaces****Price Group COM (Customer's Own Material)****Fabric Approval and Yardage**

To confirm whether a particular COM material has already been tested for use on a specific Steelcase product or to determine actual yardage requirements:

- Visit [www.steelcase.com](http://www.steelcase.com)

**For additional information regarding Customer's Own Material,** call

1.888.STEELCASE  
(1.888.783.3522) or  
send an email to  
[lineone@steelcase.com](mailto:lineone@steelcase.com)

► See *Surface Materials Reference Manual* for a listing of available seating upholstery colors.

**PET****Steelcase Surfaces**

Applies to:

- Horizontal cable manager
- P631 Dark Heather Grey

**E** = Established

# Recommended Edge Banding Finishes

For Low-Pressure Laminates

Recommended Edge  
Banding Finishes

Low-Pressure Laminate Color	Recommended Edge Band
247L Black V2 LPL	6000 Black
24L0 Graphite Walnut LPL	6231 Graphite Walnut
25L1 Winter on Maple LPL	6037 Winter On Maple
25L5 Virginia Walnut LPL	6242 Virginia Walnut
25L6 Blackwood LPL <sup>E</sup>	6243 Blackwood <sup>E</sup>
25L8 Clear Walnut LPL	6245 Clear Walnut
26L1 Natural Cherry V2 LPL	6034 Natural Cherry
2L09 Clear Maple LPL	6237 Clear Maple
2L30 Arctic White LPL	6009 Arctic White
2L50 Vanadium Fiber LPL	6654 Sand
2L83 Seagull LPL	6053 Seagull
2L84 Milk LPL	6052 Milk
2L85 Dune LPL	6654 Sand
2LAK Clear Oak LPL	6219 Clear Oak
2LAN Ash Noce LPL	6707 Ash Noce
2LAT Acacia LPL	6213 Acacia
2LAW Ash Wenge LPL	6703 Ash Wenge
2LBN Bisque Noce LPL	6708 Bisque Noce
2LBW Bisque Wenge LPL	6705 Bisque Wenge
2LCN Clay Noce LPL	6709 Clay Noce
2LCW Clay Wenge LPL	6706 Clay Wenge
2LMG Merle LPL	6527 Merle
2LSN Storm Noce LPL	6710 Storm Noce
2LSW Storm Wenge LPL	6704 Storm Wenge
2LWA Grey Kingswood LPL	66WA Grey Kingswood
2LWB Planked Walnut LPL	66WB Planked Walnut
2LWD Resolute Walnut LPL	66WD Resolute Walnut
2LWF Smoked Walnut LPL	66WF Smoked Walnut
2LWG Natural Recon LPL	66WE Natural Recon
2TL2 Fawn Cypress LPL	6T02 Fawn Cypress

<sup>E</sup> = Established

# Recommended Edge Banding Finishes

For High-Pressure Laminates

## Edges

The recommended edge color will complement the laminate color you specify. Edge color is specified separately.

### High-Pressure Laminate Color

#### Fiber Laminate

High-Pressure Laminate Color	Recommended Edge Band
2850 Vanadium Fiber	6654 Sand
2854 Vellum Fiber <b>E</b>	6655 Warm White
2860 Granite Fiber	6000 Black
2862 Stucco Fiber <b>E</b>	6053 Seagull

#### Micro Laminate

2920 Marl Micro	6053 Seagull
2921 Gypsum Micro	6654 Sand
2922 Clay Micro	6654 Sand

#### Patina Laminate

2870 Blonde Bronze Patina	6654 Sand
2873 Instant Iron Patina	6527 Merle

#### Solid Laminate

24H1 Satin White	6009 Arctic White
24H2 Satin Black	6000 Black
24H3 Satin Stone	6169 Stone
24H4 Satin Mocha	6170 Mocha
2722 Cream <b>E</b>	6631 Cream <b>E</b>
2730 Arctic White	6009 Arctic White
2746 Black	6000 Black
2759 Warm White	6655 Warm White
2811 Mist <b>E</b>	6636 Mist
2883 Seagull	6053 Seagull
2884 Milk	6052 Milk
2885 Dune	6654 Sand
2HAA Persian Salt	61AA Persian Salt
2HAB Rose	61AB Rose
2HAC Indigo	61AC Indigo
2HAD Green Citrine	61AD Green Citrine
2HAE Dark Olivine	61AE Dark Olivine
2HAF Cloudy	61AF Cloudy
2HMG Merle	6527 Merle
2HWU Clay	66WU Clay
2HVV Chalk	66WV Chalk

#### Speckle Laminate

2820 Coffee Speckle <b>E</b>	6631 Cream <b>E</b>
2823 Driftwood Speckle	6631 Cream <b>E</b>
2824 Smoke Speckle	6636 Mist
2825 Vanadium Speckle	6619 Ice <b>E</b>

**E** = Established

## High-Pressure Laminate Color

### Textured Laminate

2TH2 Fawn Cypress	6T02 Fawn Cypress
2TH4 Saddle Oak	6T04 Saddle Oak
2TH5 Veranda Teak	6T05 Veranda Teak
2TH7 Walnut Heights	6T07 Walnut Heights
2UH1 Reclaimed Aggregate	6T08 Aggregate
2UH2 Reclaimed Gravel	6T09 Gravel
2UH4 Cement	6T10 Cement
2UH6 Sheetrock	6T12 Sheetrock

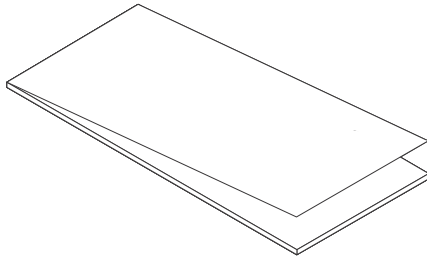
### Woodgrain Laminate

2406 Clear Cherry <b>E</b>	6234 Clear Cherry
2409 Clear Maple	6237 Clear Maple
2410 Graphite Walnut	6231 Graphite Walnut
2412 Natural Cherry	6034 Natural Cherry
2422 Medium Cherry	6036 Medium Cherry
2511 Winter on Maple	6037 Winter on Maple
2535 Virginia Walnut	6242 Virginia Walnut
2536 Blackwood <b>E</b>	6243 Blackwood <b>E</b>
2538 Clear Walnut	6245 Clear Walnut
2592 Blonde on Maple <b>E</b>	6038 Blonde on Maple <b>E</b>
2714 Natural Walnut <b>E</b>	6041 Natural Walnut <b>E</b>
2HAK Clear Oak	6219 Clear Oak
2HAN Ash Noce	6707 Ash Noce
2HAT Acacia	6213 Acacia
2HAW Ash Wenge	6703 Ash Wenge
2HBN Bisque Noce	6708 Bisque Noce
2HBW Bisque Wenge	6705 Bisque Wenge
2HCN Clay Noce	6709 Clay Noce
2HCW Clay Wenge	6706 Clay Wenge
2HSN Storm Noce	6710 Storm Noce
2HSW Storm Wenge	6704 Storm Wenge
2HWA Grey Kingswood	66WA Grey Kingswood
2HWB Planked Walnut	66WB Planked Walnut
2HWD Resolute Walnut	66WD Resolute Walnut
2HWE Natural Recon	66WE Natural Recon
2HWF Smoked Walnut	66WF Smoked Walnut

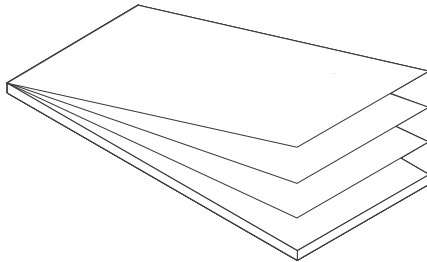
## Recommended Edge Band



# Understanding Low-Pressure and High-Pressure Laminates



**Low-Pressure Laminates (LPL)** is a single sheet of decorative paper saturated with melamine resin. This paper sheet is bonded to a substrate under heat and high-pressure without additional adhesives. LPL is sufficient for many spaces, including vertical applications and private offices where impact is typically lower. However, if wear and tear is a concern, consider HPL for worksurfaces and LPL for storage.



**High-Pressure Laminates (HPL)** is made up several layers of material, including a wear resistant overlay, a decorative paper impregnated with melamine, and 3-5 additional sheets of impregnated kraft paper. These materials are fused together forming a solid laminate sheet. This laminate sheet is bonded to a substrate using a water-based adhesive. HPL laminates meet or exceed all NEMA test standards for high-pressure laminates and is more durable than LPL when it comes to wear, impact, and chemical resistance. Use HPL if you're selecting furniture for high-use or heavy-use areas, classrooms, or healthcare facilities.

**There are a number of blending tactics** to control costs while still providing additional durability. Specify worksurfaces in HPL and storage in LPL, or specify storage cases in LPL with door and drawer fronts in HPL. Because the construction and manufacturing processes are different, there will be slight differences in gloss and overall appearance. They are intended to coordinate and if blended are not generally noticeable, because they are on different parts of a product or application. If blending, we recommend consistency within the application, i.e. all worksurfaces in HPL, or all storage cases are LPL with HPL fronts.



---

# Simple Tables



**Statement of Line** **180**



## Understanding

Simple Tables	<b>182</b>
Simple Table Dimensions	<b>184</b>



## Specifying

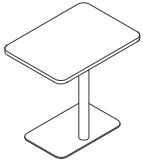
Personal	<b>188</b>
Lounge Height	<b>190</b>
Working Height	<b>200</b>
Café Height	<b>210</b>
Power and Cable Management	<b>212</b>



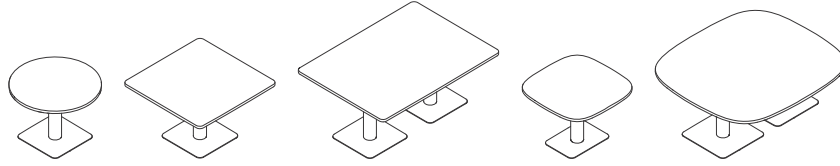
**Surface Materials** **215**

# Statement of Line


## Simple Tables



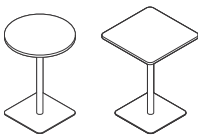
**Personal**  
Understanding  
▶ Page 182  
Specifying  
▶ Page 188



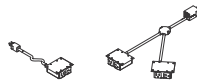
**Lounge Height**  
Understanding  
▶ Page 182  
Specifying  
▶ Pages 190–198



**Working Height**  
Understanding  
▶ Page 182  
Specifying  
▶ Pages 200–208



**Café Height**  
Understanding  
▶ Page 182  
Specifying  
▶ Pages 210–211



**Power**  
Understanding  
▶ Page 183  
Specifying  
▶ Pages 212–213



# Simple Tables

**Simple Tables** come in three different heights and five shapes.

► Specifying, page 188

**Table tops** are 1 1/8" thick with edge band color default to match laminate.

**Casters** are available as an option on working-height post legs. Come in a package of four (two locking and two non-locking).

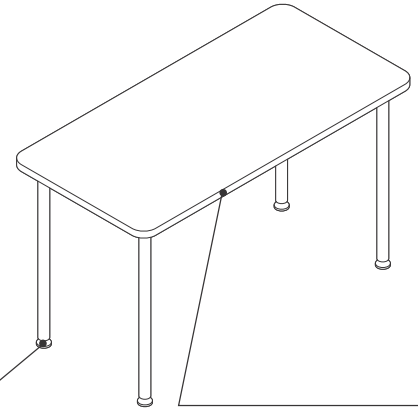
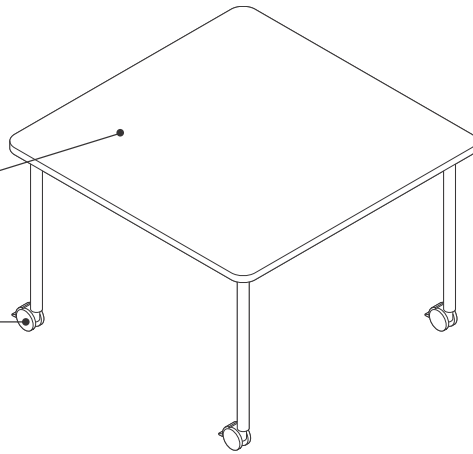
**Power** can be added to all tables except the personal size table, ordered separately.

► See page 212

**Square table tops** come with all four edges crowned.

**Café-height tables (42"H)** are supported with column bases.

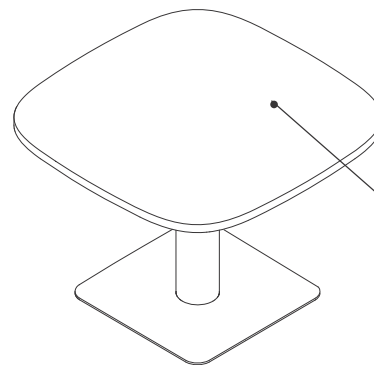
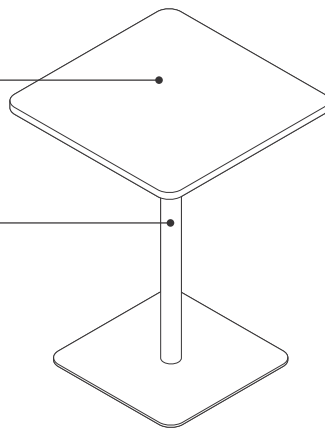
► Specifying, page 210



**Reinforcing channel (TSATRC57)**, ordered separately, must be used on tables with post legs that have 60" or more of unsupported knee space.

► See page 163

**Working-height tables (28 1/2"H)** come standard with post legs on glides and are 1 1/2" in diameter with 1" of leveling. Columns and bases are available as an option on working-height table.



**Lounge-height tables (25 1/2"H)** are supported with column bases and work well with Campfire lounge seating.

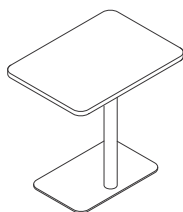
## Actual Dimensions

	Lounge-Height	Working-Height	Café-Height
Square	●	●	●
Round	●	●	●
Rectangle	●	●	
Soft Square	●	●	
Soft Rectangle	●	●	

## Product Details

**Simple Tables** come in three different heights and five shapes. Heights include worksurface thickness:

- Lounge height, 25½"H. Shapes—Square, round, rectangle, soft square, and soft rectangle.
- Working height, 28½"H. Shapes—Square, round, rectangle, soft square, and soft rectangle.
- Café or standing height, 42"H. Shapes—Square and round.



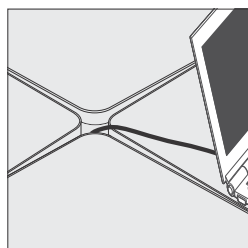
### Personal Simple Tables

come in 16"–18"D x 24"–28"W with a 3" offset column that allows for maneuvering work close to you. Column is 2¾" in diameter and base is 15"W x 23"D.

**Table tops** are 1⅛" thick with edge band color default to match laminate.

**Bases** vary in sizes based on the size of the table top.

► See *Column and Column Base Size Matrices*



**Rectangular and square table tops** offer slightly crowned edges that leave a gap to allow power cord routing when two or more tables are used together.

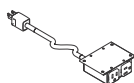
► Specifying, page 188

**Square tops** come with all four edges crowned.

**Rectangular table tops** come with two crowned edges on longer sides.

## Power Specifications

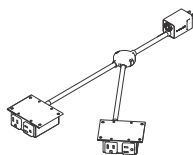
**Single and double power options** come standard with plastic clips and two Velcro straps for cord management.



### Single power unit

- Two power or one power/one dual USB-A
- 10 or 15 foot cord length

Determining power cord length depends on the size of the table top and distance to power source.

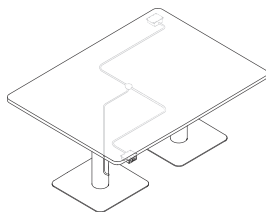


### Double power unit

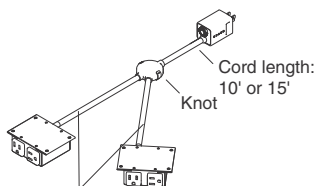
- Four power or three power/one dual USB-A or two power/two dual USB-A
- 10 or 15 foot cord length
- Two branch length options

Determining power cord length depends on the size of the table top and distance to power source.

**Double power units** are ideal for larger tables where more outlets are needed.



**Double power** is designed to attach to opposite corners of the table.



Branch lengths:  
 Combo 1 (two at 36" each)  
 Combo 2 (one 51" and one 38")

**If you choose the double power option**, here are the combo suggestions:

- Up to 54"W – Combo 1 (branch arms 36" each)
- Over to 54"W – Combo 2 (branch arms 51" and 38")

**Rectangle power** (freestanding or clamp-on) can also be used on Simple Tables. Clamp-on option works with worksurfaces that range from ½" to 2½" thick.

## Column Matrix

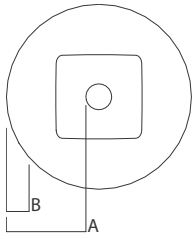
**Column and base sizes** are determined by the size of the table top.

Table Width	Up to 30"W	31-54"W	55"-72"W
<b>Column Size</b>	One 3" Column	One 5" Column	Two 5" Column

## Column Base Size Matrix

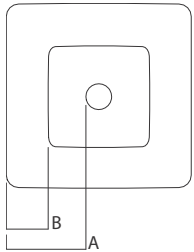
Top Size	Base Size
Personal tables	12" x 18"
22" x 30" – 29" x 36"	16" x 22"
30" x 30"	22" x 22"
30" x 31" – 30" x 36"	16" x 22"
22" x 37" – 30" x 40"	22" x 22"
31" x 31" – 40" x 40"	22" x 22"
22" x 41" – 29" x 50"	19" x 28"
30" x 45" – 38" x 50"	19" x 28"
30" x 41" – 38" x 44"	24" x 24"
39" x 41" – 48" x 48"	24" x 24"
22" x 51" – 38" x 54"	21" x 30"
39" x 49" – 42" x 54"	21" x 30"
43" x 49" – 54" x 54"	27" x 27"
22" x 55" – 35" x 72"	(2) 16" x 22"
36" x 55" – 48" x 72"	(2) 22" x 22"
49" x 55" – 60" x 72"	(2) 24" x 24"

# Simple Table Dimensions



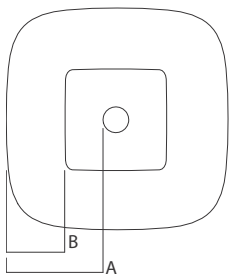
## Round Worksurfaces

Width	To Column Dim A	To Base Dim B
30"	13½"	4"
36"	15⅜"	7"
42"	18⅜"	9"
48"	21⅜"	12"



## Square Worksurfaces

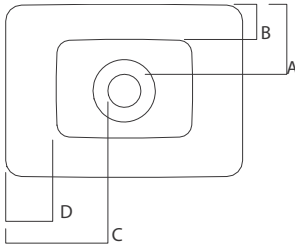
Width	To Column Dim A	To Base Dim B
30"	13½"	4"
36"	15⅜"	7"
42"	18⅜"	9"
48"	21⅜"	12"



## Soft Square Worksurfaces

Width	To Column Dim A	To Base Dim B
30"	13½"	4"
36"	15⅜"	7"
42"	18⅜"	9"
48"	21⅜"	12"





**Rectangle Worksurfaces**

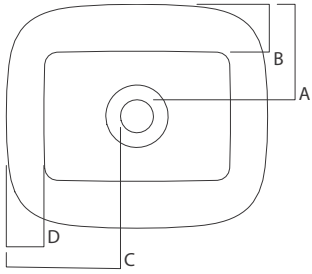
Width	Clearance for 24"D			
	To Column		To Base	
	Long Edge Dim C	Short Edge Dim A	Long Edge Dim D	Short Edge Dim B
30"	13½"	10½"	4"	4"
36"	15⅜"	9⅜"	7"	4"
42"	18⅜"	9⅜"	7"	2½"
48"	21⅜"	9⅜"	10"	2½"
54"	24⅜"	9⅜"	12"	1½"

Width	Clearance for 30"D			
	To Column		To Base	
	Long Edge Dim C	Short Edge Dim A	Long Edge Dim D	Short Edge Dim B
30"	13½"	13½"	4"	4"
36"	15⅜"	12⅜"	7"	7"
42"	18⅜"	12⅜"	9"	3"
48"	21⅜"	12⅜"	10"	5½"
54"	24⅜"	12⅜"	12"	4½"

Width	Clearance for 36"D			
	To Column		To Base	
	Long Edge Dim C	Short Edge Dim A	Long Edge Dim D	Short Edge Dim B
30"	N.A.	N.A.	N.A.	N.A.
36"	15⅜"	15⅜"	7"	7"
42"	18⅜"	15⅜"	9"	6"
48"	21⅜"	15⅜"	10"	8½"
54"	24⅜"	15⅜"	12"	7½"

Width	Clearance for 42"D			
	To Column		To Base	
	Long Edge Dim C	Short Edge Dim A	Long Edge Dim D	Short Edge Dim B
30"	N.A.	N.A.	N.A.	N.A.
36"	N.A.	N.A.	N.A.	N.A.
42"	18⅜"	18⅜"	9"	9"
48"	21⅜"	18⅜"	12"	9"
54"	24⅜"	18⅜"	12"	10½"

Simple Table Dimensions, continued



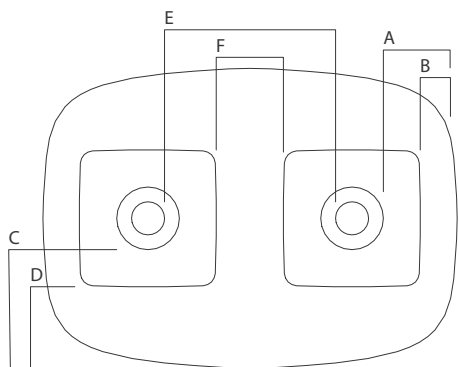
**Soft Rectangle Worksurfaces**

•Width	Clearance for 36"D			
	To Column		To Base	
	Long Edge Dim C	Short Edge Dim A	Long Edge Dim D	Short Edge Dim B
36"	15 <sup>3</sup> / <sub>8</sub> "	15 <sup>3</sup> / <sub>8</sub> "	7"	7"
42"	18 <sup>3</sup> / <sub>8</sub> "	15 <sup>3</sup> / <sub>8</sub> "	9"	6"
48"	21 <sup>3</sup> / <sub>8</sub> "	15 <sup>3</sup> / <sub>8</sub> "	10"	4"
54"	24 <sup>3</sup> / <sub>8</sub> "	15 <sup>3</sup> / <sub>8</sub> "	12"	3"

•Width	Clearance for 42"D			
	To Column		To Base	
	Long Edge Dim C	Short Edge Dim A	Long Edge Dim D	Short Edge Dim B
36"	N.A.	N.A.	N.A.	N.A.
42"	18 <sup>3</sup> / <sub>8</sub> "	18 <sup>3</sup> / <sub>8</sub> "	9"	9"
48"	21 <sup>3</sup> / <sub>8</sub> "	18 <sup>3</sup> / <sub>8</sub> "	12"	9"
54"	24 <sup>3</sup> / <sub>8</sub> "	18 <sup>3</sup> / <sub>8</sub> "	12"	6"

•Width	Clearance for 48"D			
	To Column		To Base	
	Long Edge Dim C	Short Edge Dim A	Long Edge Dim D	Short Edge Dim B
36"	N.A.	N.A.	N.A.	N.A.
42"	N.A.	N.A.	N.A.	N.A.
48"	21 <sup>3</sup> / <sub>8</sub> "	21 <sup>3</sup> / <sub>8</sub> "	12"	12"
54"	24 <sup>3</sup> / <sub>8</sub> "	24 <sup>3</sup> / <sub>8</sub> "	13 <sup>1</sup> / <sub>2</sub> "	10 <sup>1</sup> / <sub>2</sub> "
:	:	:	:	:

•Width	Clearance for 54"D			
	To Column		To Base	
	Long Edge Dim C	Short Edge Dim A	Long Edge Dim D	Short Edge Dim B
36"	N.A.	N.A.	N.A.	N.A.
42"	N.A.	N.A.	N.A.	N.A.
48"	N.A.	N.A.	N.A.	N.A.
54"	24 <sup>3</sup> / <sub>8</sub> "	24 <sup>3</sup> / <sub>8</sub> "	13 <sup>1</sup> / <sub>2</sub> "	13 <sup>1</sup> / <sub>2</sub> "
:	:	:	:	:



**Soft Rectangle Worksurfaces—Double Column**

• Width	Clearance for 36" D					
	To Column		To Base		Center	
	Long Edge Dim A	Short Edge Dim C	Long Edge Dim B	Short Edge Dim D	Base to Base: Dim F	Col to Col Dim E
60"	12 <sup>2</sup> / <sub>5</sub> "	15 <sup>3</sup> / <sub>8</sub> "	4 <sup>1</sup> / <sub>10</sub> "	7"	7 <sup>7</sup> / <sub>8</sub> "	24 <sup>7</sup> / <sub>8</sub> "
66"	14"	15 <sup>3</sup> / <sub>8</sub> "	5 <sup>3</sup> / <sub>5</sub> "	7"	10 <sup>7</sup> / <sub>8</sub> "	27 <sup>7</sup> / <sub>8</sub> "
72"	15 <sup>2</sup> / <sub>5</sub> "	15 <sup>3</sup> / <sub>8</sub> "	7 <sup>1</sup> / <sub>10</sub> "	7"	13 <sup>7</sup> / <sub>8</sub> "	30 <sup>7</sup> / <sub>8</sub> "

• Width	Clearance for 42" D					
	To Column		To Base		Center	
	Long Edge Dim A	Short Edge Dim C	Long Edge Dim B	Short Edge Dim D	Base to Base: Dim F	Col to Col Dim E
60"	12 <sup>2</sup> / <sub>5</sub> "	18 <sup>3</sup> / <sub>8</sub> "	4 <sup>1</sup> / <sub>10</sub> "	10"	7 <sup>7</sup> / <sub>8</sub> "	24 <sup>7</sup> / <sub>8</sub> "
66"	14"	18 <sup>3</sup> / <sub>8</sub> "	5 <sup>3</sup> / <sub>5</sub> "	10"	10 <sup>7</sup> / <sub>8</sub> "	27 <sup>7</sup> / <sub>8</sub> "
72"	15 <sup>2</sup> / <sub>5</sub> "	18 <sup>3</sup> / <sub>8</sub> "	7 <sup>1</sup> / <sub>10</sub> "	10"	13 <sup>7</sup> / <sub>8</sub> "	30 <sup>7</sup> / <sub>8</sub> "

• Width	Clearance for 48" D					
	To Column		To Base		Center	
	Long Edge Dim A	Short Edge Dim C	Long Edge Dim B	Short Edge Dim D	Base to Base: Dim F	Col to Col Dim E
60"	12 <sup>2</sup> / <sub>5</sub> "	21 <sup>3</sup> / <sub>8</sub> "	4 <sup>1</sup> / <sub>10</sub> "	13"	7 <sup>7</sup> / <sub>8</sub> "	24 <sup>7</sup> / <sub>8</sub> "
66"	14"	21 <sup>3</sup> / <sub>8</sub> "	5 <sup>3</sup> / <sub>5</sub> "	13"	10 <sup>7</sup> / <sub>8</sub> "	27 <sup>7</sup> / <sub>8</sub> "
72"	15 <sup>2</sup> / <sub>5</sub> "	21 <sup>3</sup> / <sub>8</sub> "	7 <sup>1</sup> / <sub>10</sub> "	13"	13 <sup>7</sup> / <sub>8</sub> "	30 <sup>7</sup> / <sub>8</sub> "

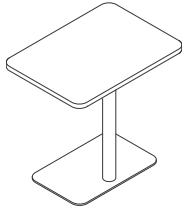
• Width	Clearance for 54" D					
	To Column		To Base		Center	
	Long Edge Dim A	Short Edge Dim C	Long Edge Dim B	Short Edge Dim D	Base to Base: Dim F	Col to Col Dim E
60"	12 <sup>2</sup> / <sub>5</sub> "	24 <sup>3</sup> / <sub>8</sub> "	3 <sup>1</sup> / <sub>10</sub> "	15"	5 <sup>7</sup> / <sub>8</sub> "	24 <sup>7</sup> / <sub>8</sub> "
66"	14"	24 <sup>3</sup> / <sub>8</sub> "	4 <sup>3</sup> / <sub>5</sub> "	15"	8 <sup>7</sup> / <sub>8</sub> "	27 <sup>7</sup> / <sub>8</sub> "
72"	15 <sup>2</sup> / <sub>5</sub> "	24 <sup>3</sup> / <sub>8</sub> "	6 <sup>1</sup> / <sub>10</sub> "	15"	11 <sup>7</sup> / <sub>8</sub> "	30 <sup>7</sup> / <sub>8</sub> "

• Width	Clearance for 60" D					
	To Column		To Base		Center	
	Long Edge Dim A	Short Edge Dim C	Long Edge Dim B	Short Edge Dim D	Base to Base: Dim F	Col to Col Dim E
60"	12 <sup>2</sup> / <sub>5</sub> "	27 <sup>3</sup> / <sub>8</sub> "	3 <sup>1</sup> / <sub>10</sub> "	18"	5 <sup>7</sup> / <sub>8</sub> "	24 <sup>7</sup> / <sub>8</sub> "
66"	14"	27 <sup>3</sup> / <sub>8</sub> "	4 <sup>3</sup> / <sub>5</sub> "	18"	8 <sup>7</sup> / <sub>8</sub> "	27 <sup>7</sup> / <sub>8</sub> "
72"	15 <sup>2</sup> / <sub>5</sub> "	27 <sup>3</sup> / <sub>8</sub> "	6 <sup>1</sup> / <sub>10</sub> "	18"	11 <sup>7</sup> / <sub>8</sub> "	30 <sup>7</sup> / <sub>8</sub> "

Simple Tables

# Personal

25<sup>1</sup>/<sub>2</sub>"H



Tip: Column is offset to allow table to be moved closer to chair.

Tip: Parametric sizes available by the inch.

Standard Includes	Required to Specify
<ul style="list-style-type: none"> <li>▶ Need help? Product details, page 182</li> <li>• 1<sup>1</sup>/<sub>8</sub>" thick table top: Low-Pressure Laminate (LPL)</li> <li>• Edge band: default color to match laminate</li> <li>• Base and column: paint price group 1</li> </ul>	<ol style="list-style-type: none"> <li>1 Style number</li> <li>2 Worksurface size type (see below under Required Selections)</li> <li>3 Depth (see below under Required Selections)</li> <li>4 Width (see below under Required Selections)</li> <li>5 Low-Pressure Laminate color number for table top</li> <li>6 Paint color number for base and column</li> <li>7 Options, if selected (see below)</li> </ol> <p>▶ See <i>Surface Materials</i>, page 215.</p>

	Required Selections	U.S. Price	Required to Specify								
<b>Size Type</b>	<ul style="list-style-type: none"> <li>• Modular</li> <li>• Parametric</li> </ul>	No cost No cost	Specify modular. Specify parametric.								
<b>Depth</b>	<table border="1"> <thead> <tr> <th>Modular</th> <th>Parametric</th> </tr> </thead> <tbody> <tr> <td>• 16"D</td> <td></td> </tr> <tr> <td>• 18"D</td> <td>17"D–18"D</td> </tr> </tbody> </table>	Modular	Parametric	• 16"D		• 18"D	17"D–18"D	Prices at right Prices at right	Specify depth. Specify depth.		
Modular	Parametric										
• 16"D											
• 18"D	17"D–18"D										
<b>Width</b>	<table border="1"> <thead> <tr> <th>Modular</th> <th>Parametric</th> </tr> </thead> <tbody> <tr> <td>• 24"W</td> <td></td> </tr> <tr> <td>• 26"W</td> <td>25"W–26"W</td> </tr> <tr> <td>• 28"W</td> <td>27"W–28"W</td> </tr> </tbody> </table>	Modular	Parametric	• 24"W		• 26"W	25"W–26"W	• 28"W	27"W–28"W	Prices at right Prices at right Prices at right	Specify width. Specify width. Specify width.
Modular	Parametric										
• 24"W											
• 26"W	25"W–26"W										
• 28"W	27"W–28"W										

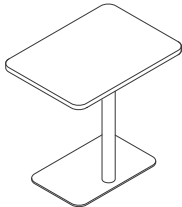
	Options	U.S. Price	Required to Specify
<b>Surface Materials</b>	<p><b>High-Pressure Laminate top</b></p> <ul style="list-style-type: none"> <li>• High-Pressure Laminate price group 1</li> <li>• High-Pressure Laminate price group 2</li> <li>• High-Pressure Laminate price group 3</li> </ul> <p><b>Base and column</b></p> <ul style="list-style-type: none"> <li>• Paint price group 1</li> <li>• Paint price group 2</li> <li>• Paint price group 3</li> </ul>	Prices at right Prices at right Prices at right No cost No cost +\$140	Specify High-Pressure Laminate color number. Specify High-Pressure Laminate color number. Specify High-Pressure Laminate color number. Specify paint color number. Specify paint color number. Specify paint color number.



**For Canadian Pricing**

Multiply U.S. Price by the Canadian price factor.

▶ See page 1 for details.



Specification Information						
Style Number	Dimensions		Modular Width Parametric Width	U.S. Base Prices		
	Modular Depth	Parametric Depth		24"W	26"W	28"W
					25"W-	27"W-
					26"W	28"W

**Low-Pressure Laminate**

TS4WPERLNGE	Modular Depth	Parametric Depth	24"W	26"W	28"W
	16"		\$671	\$678	\$685
	18"	17"-18"	\$678	\$685	\$690

**High-Pressure Laminate Price Group 1**

TS4WPERLNGE	Modular Depth	Parametric Depth	24"W	26"W	28"W
	16"		\$692	\$700	\$709
	18"	17"-18"	\$702	\$710	\$716

**High-Pressure Laminate Price Group 2**

TS4WPERLNGE	Modular Depth	Parametric Depth	24"W	26"W	28"W
	16"		\$699	\$709	\$718
	18"	17"-18"	\$711	\$719	\$726

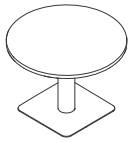
**High-Pressure Laminate Price Group 3**

TS4WPERLNGE	Modular Depth	Parametric Depth	24"W	26"W	28"W
	16"		\$718	\$726	\$737
	18"	17"-18"	\$730	\$740	\$748

 **For Canadian Pricing**  
 Multiply U.S. Price by the Canadian price factor.  
 ▶ See page 1 for details.

# Lounge-Height Round

25<sup>1</sup>/<sub>2</sub>"H



Tip: Parametric sizes available by the inch.

Tip: Tops under 31" Dia. get a 3" column. Tops 31" Dia. and larger get a 5" column.  
▶ See page 183.

Standard Includes	Required to Specify
<ul style="list-style-type: none"> <li>▶ Need help? Product details, page 182</li> <li>• 1<sup>1</sup>/<sub>8</sub>" thick table top: Low-Pressure Laminate (LPL)</li> <li>• Edge band: default color to match laminate</li> <li>• Base and column: paint price group 1</li> </ul>	<ol style="list-style-type: none"> <li>1 Style number</li> <li>2 Worksurface size type (see below under Required Selections)</li> <li>3 Diameter (see below under Required Selections)</li> <li>4 Low-Pressure Laminate color number for table top</li> <li>5 Paint color number for base and column</li> <li>6 Options, if selected (see below)</li> </ol> <p>▶ See <i>Surface Materials</i>, page 215.</p>

Size Type	Required Selections	U.S. Price	Required to Specify
	<ul style="list-style-type: none"> <li>• Modular</li> <li>• Parametric</li> </ul>	No cost No cost	Specify modular. Specify parametric.
Diameter	Modular	Parametric	
	<ul style="list-style-type: none"> <li>• 30" Dia.</li> <li>• 36" Dia.</li> <li>• 42" Dia.</li> <li>• 48" Dia.</li> </ul>	<ul style="list-style-type: none"> <li>31" Dia.–36" Dia.</li> <li>37" Dia.–42" Dia.</li> <li>43" Dia.–48" Dia.</li> </ul>	Prices at right Prices at right Prices at right Prices at right
			Specify diameter. Specify diameter. Specify diameter. Specify diameter.

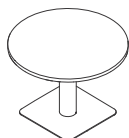
Surface Materials	Options	U.S. Price	Required to Specify
	<p><b>High-Pressure Laminate top</b></p> <ul style="list-style-type: none"> <li>• High-Pressure Laminate price group 1</li> <li>• High-Pressure Laminate price group 2</li> <li>• High-Pressure Laminate price group 3</li> </ul>	Prices at right Prices at right Prices at right	Specify High-Pressure Laminate color number. Specify High-Pressure Laminate color number. Specify High-Pressure Laminate color number.
	<p><b>Base and column</b></p> <ul style="list-style-type: none"> <li>• Paint price group 1</li> <li>• Paint price group 2</li> <li>• Paint price group 3</li> </ul>	No cost No cost +\$140	Specify paint color number. Specify paint color number. Specify paint color number.
Related Products	<ul style="list-style-type: none"> <li>• Under-Worksurface Power</li> <li>• Wire Manager Kit</li> </ul>		▶ Pages 212–214 ▶ Pages 214



**For Canadian Pricing**

Multiply U.S. Price by the Canadian price factor.

▶ See page 1 for details.



### Specification Information

Style Number	Dimensions		U.S. Base Price
	Modular Diameter	Parametric Diameter	

### Low-Pressure Laminate

TS4WRDLNGE	30"		\$ 915
	36"	31"-36"	\$1130
	42"	37"-42"	\$1285
	48"	43"-48"	\$1360

### High-Pressure Laminate Price Group 1

TS4WRDLNGE	30"		\$ 971
	36"	31"-36"	\$1202
	42"	37"-42"	\$1362
	48"	43"-48"	\$1437

### High-Pressure Laminate Price Group 2

TS4WRDLNGE	30"		\$ 995
	36"	31"-36"	\$1227
	42"	37"-42"	\$1391
	48"	43"-48"	\$1468

### High-Pressure Laminate Price Group 3

TS4WRDLNGE	30"		\$1040
	36"	31"-36"	\$1284
	42"	37"-42"	\$1454
	48"	43"-48"	\$1533



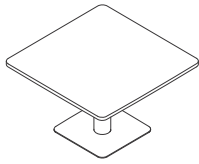
#### For Canadian Pricing

Multiply U.S. Price by the Canadian price factor.

▶ See page 1 for details.

# Lounge-Height Square

25<sup>1</sup>/<sub>2</sub>"H



Standard Includes	Required to Specify
<ul style="list-style-type: none"> <li>▶ Need help? Product details, page 182</li> <li>• 1 1/8" thick table top: Low-Pressure Laminate (LPL)</li> <li>• Edge band: default color to match laminate</li> <li>• Base and column: paint price group 1</li> </ul>	<ol style="list-style-type: none"> <li>1 Style number</li> <li>2 Worksurface size type (see below under Required Selections)</li> <li>3 Width (see below under Required Selections)</li> <li>4 Low-Pressure Laminate color number for table top</li> <li>5 Paint color number for base and column</li> <li>6 Options, if selected (see below)</li> </ol> <p>▶ See <i>Surface Materials</i>, page 215.</p>

Tip: Parametric sizes available by the inch.

Tip: Tops under 31"W get a 3" column. Tops 31"W and larger get a 5" column.

▶ See page 183.

	Required Selections	U.S. Price	Required to Specify
<b>Size Type</b>	<ul style="list-style-type: none"> <li>• Modular</li> <li>• Parametric</li> </ul>	No cost No cost	Specify modular. Specify parametric.

Width	Required Selections		U.S. Price	Required to Specify
	Modular	Parametric		
	• 30"W		Prices at right	Specify width.
	• 36"W	31"W–36"W	Prices at right	Specify width.
	• 42"W	37"W–42"W	Prices at right	Specify width.
	• 48"W	43"W–48"W	Prices at right	Specify width.

	Options	U.S. Price	Required to Specify
<b>Surface Materials</b>	<b>High-Pressure Laminate top</b>		
	<ul style="list-style-type: none"> <li>• High-Pressure Laminate price group 1</li> <li>• High-Pressure Laminate price group 2</li> <li>• High-Pressure Laminate price group 3</li> </ul>	Prices at right Prices at right Prices at right	Specify High-Pressure Laminate color number. Specify High-Pressure Laminate color number. Specify High-Pressure Laminate color number.
	<b>Base and column</b>		
	<ul style="list-style-type: none"> <li>• Paint price group 1</li> <li>• Paint price group 2</li> <li>• Paint price group 3</li> </ul>	No cost No cost +\$140	Specify paint color number. Specify paint color number. Specify paint color number.

<b>Related Products</b>	<ul style="list-style-type: none"> <li>• Under-Worksurface Power</li> <li>• Wire Manager Kit</li> </ul>	<p>▶ Pages 212–214</p> <p>▶ Page 214</p>
-------------------------	---	--

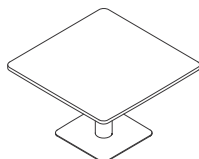


**For Canadian Pricing**

Multiply U.S. Price by the Canadian price factor.

▶ See page 1 for details.





### Specification Information

Style Number	Dimensions		U.S. Base Price
	Modular Width	Parametric Width	

### Low-Pressure Laminate

TS4WSQLNGE	30"		\$ 915
	36"	31"-36"	\$1130
	42"	37"-42"	\$1285
	48"	43"-48"	\$1360

### High-Pressure Laminate Price Group 1

TS4WSQLNGE	30"		\$ 971
	36"	31"-36"	\$1202
	42"	37"-42"	\$1362
	48"	43"-48"	\$1437

### High-Pressure Laminate Price Group 2

TS4WSQLNGE	30"		\$ 995
	36"	31"-36"	\$1227
	42"	37"-42"	\$1391
	48"	43"-48"	\$1468

### High-Pressure Laminate Price Group 3

TS4WSQLNGE	30"		\$1040
	36"	31"-36"	\$1284
	42"	37"-42"	\$1454
	48"	43"-48"	\$1533



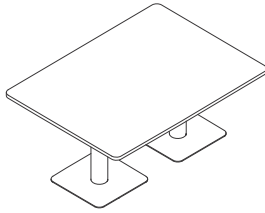
#### For Canadian Pricing

Multiply U.S. Price by the Canadian price factor.

► See page 1 for details.

# Lounge-Height Rectangle

25<sup>1</sup>/<sub>2</sub>"H



▶ Need help? Product details, page 182

### Standard Includes

- 1<sup>1</sup>/<sub>8</sub>" thick table top: Low-Pressure Laminate (LPL)
- Edge band: default color to match laminate
- Base and column: paint price group 1

### Required to Specify

- 1 Style number
  - 2 Worksurface size type (see below under Required Selections)
  - 3 Depth (see below under Required Selections)
  - 4 Width (see below under Required Selections)
  - 5 Low-Pressure Laminate color number for table top
  - 6 Paint color number for base and column
  - 7 Options, if selected (see below)
- ▶ See *Surface Materials*, page 215.

Tip: Parametric sizes available by the inch.

Tip: Tops under 31"W get a 3" column. Tops 31"W and larger get a 5" column. Tops 55"W and over get two 5" columns.

▶ See page 183.

	Required Selections	U.S. Price	Required to Specify																		
<b>Size Type</b>	<ul style="list-style-type: none"> <li>• Modular</li> <li>• Parametric</li> </ul>	No cost No cost	Specify modular. Specify parametric.																		
<b>Depth</b>	<table border="1"> <thead> <tr> <th>Modular</th> <th>Parametric</th> </tr> </thead> <tbody> <tr> <td>• 22"D</td> <td></td> </tr> <tr> <td>• 24"D</td> <td>23"D–24"D</td> </tr> <tr> <td>• 30"D</td> <td>25"D–30"D</td> </tr> <tr> <td>• 36"D</td> <td>31"D–36"D</td> </tr> <tr> <td>• 42"D</td> <td>37"D–42"D</td> </tr> </tbody> </table>	Modular	Parametric	• 22"D		• 24"D	23"D–24"D	• 30"D	25"D–30"D	• 36"D	31"D–36"D	• 42"D	37"D–42"D	Prices at right Prices at right Prices at right Prices at right Prices at right	Specify depth. Specify depth. Specify depth. Specify depth. Specify depth.						
Modular	Parametric																				
• 22"D																					
• 24"D	23"D–24"D																				
• 30"D	25"D–30"D																				
• 36"D	31"D–36"D																				
• 42"D	37"D–42"D																				
<b>Width</b>	<table border="1"> <thead> <tr> <th>Modular</th> <th>Parametric</th> </tr> </thead> <tbody> <tr> <td>• 30"W</td> <td></td> </tr> <tr> <td>• 36"W</td> <td>31"W–36"W</td> </tr> <tr> <td>• 42"W</td> <td>37"W–42"W</td> </tr> <tr> <td>• 48"W</td> <td>43"W–48"W</td> </tr> <tr> <td>• 54"W</td> <td>49"W–54"W</td> </tr> <tr> <td>• 60"W</td> <td>55"W–60"W</td> </tr> <tr> <td>• 66"W</td> <td>61"W–66"W</td> </tr> <tr> <td>• 72"W</td> <td>67"W–72"W</td> </tr> </tbody> </table>	Modular	Parametric	• 30"W		• 36"W	31"W–36"W	• 42"W	37"W–42"W	• 48"W	43"W–48"W	• 54"W	49"W–54"W	• 60"W	55"W–60"W	• 66"W	61"W–66"W	• 72"W	67"W–72"W	Prices at right Prices at right Prices at right Prices at right Prices at right Prices at right Prices at right	Specify width. Specify width. Specify width. Specify width. Specify width. Specify width. Specify width.
Modular	Parametric																				
• 30"W																					
• 36"W	31"W–36"W																				
• 42"W	37"W–42"W																				
• 48"W	43"W–48"W																				
• 54"W	49"W–54"W																				
• 60"W	55"W–60"W																				
• 66"W	61"W–66"W																				
• 72"W	67"W–72"W																				
<b>Surface Materials</b>	<p><b>High-Pressure Laminate top</b></p> <ul style="list-style-type: none"> <li>• High-Pressure Laminate price group 1</li> <li>• High-Pressure Laminate price group 2</li> <li>• High-Pressure Laminate price group 3</li> </ul> <p><b>Base and column</b></p> <ul style="list-style-type: none"> <li>• Paint price group 1</li> <li>• Paint price group 2</li> <li>• Paint price group 3</li> </ul>	Prices at right Prices at right Prices at right No cost No cost +\$140	Specify High-Pressure Laminate color number. Specify High-Pressure Laminate color number. Specify High-Pressure Laminate color number. Specify paint color number. Specify paint color number. Specify paint color number.																		
<b>Related Products</b>	<ul style="list-style-type: none"> <li>• Under-Worksurface Power</li> <li>• Wire Manager Kit</li> </ul>		▶ Pages 212–214 ▶ Pages 214																		

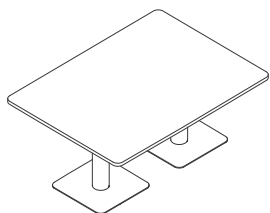


### For Canadian Pricing

Multiply U.S. Price by the Canadian price factor.

▶ See page 1 for details.

Specification Information										
Style Number	Dimensions		Modular Width	U.S. Base Prices						
	Modular Depth	Parametric Depth		30"W	36"W	42"W	48"W	54"W	60"W	66"W
			Parametric Width	31"W-36"W	37"W-42"W	43"W-48"W	49"W-54"W	55"W-60"W	61"W-66"W	67"W-72"W



### Low-Pressure Laminate

TS4WRECLNGE	22"		\$ 875	\$ 1013	\$ 1187	\$ 1214	\$ 1242	\$ 1745	\$ 1781	\$ 1831
<i>Tip: For modular rectangle sizes, width must be greater than depth. Please refer to TS4WSQLNGE for modular square size selections.</i>	24"	23"-24"	\$ 892	\$ 1042	\$ 1194	\$ 1228	\$ 1257	\$ 1766	\$ 1816	\$ 1850
	30"	25"-30"	\$ 915	\$ 1075	\$ 1222	\$ 1320	\$ 1341	\$ 1808	\$ 1934	\$ 1984
	36"	31"-36"	N.A.	\$ 1130	\$ 1249	\$ 1341	\$ 1418	\$ 1942	\$ 2067	\$ 2108
	42"	37"-42"	N.A.	N.A.	\$ 1285	\$ 1354	\$ 1439	\$ 2067	\$ 2129	\$ 2158

### High-Pressure Laminate Price Group 1

TS4WRECLNGE	22"		\$ 921	\$ 1059	\$ 1236	\$ 1266	\$ 1298	\$ 1803	\$ 1842	\$ 1903
	24"	23"-24"	\$ 929	\$ 1089	\$ 1246	\$ 1281	\$ 1314	\$ 1824	\$ 1878	\$ 1927
	30"	25"-30"	\$ 971	\$ 1131	\$ 1279	\$ 1377	\$ 1399	\$ 1868	\$ 2006	\$ 2065
	36"	31"-36"	N.A.	\$ 1202	\$ 1322	\$ 1415	\$ 1493	\$ 2018	\$ 2144	\$ 2191
	42"	37"-42"	N.A.	N.A.	\$ 1362	\$ 1434	\$ 1521	\$ 2153	\$ 2226	\$ 2262

### High-Pressure Laminate Price Group 2

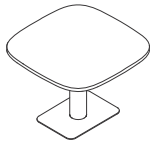
TS4WRECLNGE	22"		\$ 931	\$ 1075	\$ 1259	\$ 1289	\$ 1322	\$ 1828	\$ 1867	\$ 1928
	24"	23"-24"	\$ 945	\$ 1107	\$ 1269	\$ 1305	\$ 1335	\$ 1846	\$ 1903	\$ 1956
	30"	25"-30"	\$ 995	\$ 1155	\$ 1302	\$ 1402	\$ 1424	\$ 1893	\$ 2031	\$ 2095
	36"	31"-36"	N.A.	\$ 1227	\$ 1347	\$ 1442	\$ 1520	\$ 2047	\$ 2173	\$ 2225
	42"	37"-42"	N.A.	N.A.	\$ 1391	\$ 1463	\$ 1552	\$ 2189	\$ 2264	\$ 2302

### High-Pressure Laminate Price Group 3

TS4WRECLNGE	22"		\$ 967	\$ 1115	\$ 1296	\$ 1332	\$ 1367	\$ 1878	\$ 1919	\$ 1985
	24"	23"-24"	\$ 977	\$ 1148	\$ 1312	\$ 1350	\$ 1381	\$ 1891	\$ 1956	\$ 2019
	30"	25"-30"	\$ 1040	\$ 1200	\$ 1347	\$ 1450	\$ 1474	\$ 1944	\$ 2088	\$ 2164
	36"	31"-36"	N.A.	\$ 1284	\$ 1406	\$ 1502	\$ 1580	\$ 2110	\$ 2236	\$ 2293
	42"	37"-42"	N.A.	N.A.	\$ 1454	\$ 1531	\$ 1622	\$ 2262	\$ 2346	\$ 2390

# Lounge-Height Soft Square

25<sup>1</sup>/<sub>2</sub>"H



Standard Includes	Required to Specify
-------------------	---------------------

- |  |  |   |
|--|--|---|
| <ul style="list-style-type: none"> <li>▶ Need help? Product details, page 182</li> </ul> | <ul style="list-style-type: none"> <li>• 1<sup>1</sup>/<sub>8</sub>" thick table top: Low-Pressure Laminate (LPL)</li> <li>• Edge band: default color to match laminate</li> <li>• Base and column: paint price group 1</li> </ul> | <ol style="list-style-type: none"> <li>1 Style number</li> <li>2 Worksurface size type (see below under Required Selections)</li> <li>3 Width (see below under Required Selections)</li> <li>4 Low-Pressure Laminate color number for table top</li> <li>5 Paint color number for base and column</li> <li>6 Options, if selected (see below)</li> </ol> <p>▶ See <i>Surface Materials</i>, page 215.</p> |
|--|--|---|

Tip: Parametric sizes available by the inch.

Tip: Tops 36"W and over get a 5" column. Tops 55"W and over get two 5" columns.  
▶ See page 183.

Size Type	Required Selections	U.S. Price	Required to Specify
-----------	---------------------	------------	---------------------

- |                  |              |         |                     |
|------------------|--------------|---------|---------------------|
| <b>Size Type</b> | • Modular    | No cost | Specify modular.    |
|                  | • Parametric | No cost | Specify parametric. |

Width	Modular	Parametric	U.S. Price	Required to Specify
-------	---------	------------	------------	---------------------

- |              |        |           |                 |                |
|--------------|--------|-----------|-----------------|----------------|
| <b>Width</b> | • 36"W |           | Prices at right | Specify width. |
|              | • 42"W | 37"W–42"W | Prices at right | Specify width. |
|              | • 48"W | 43"W–48"W | Prices at right | Specify width. |
|              | • 54"W | 49"W–54"W | Prices at right | Specify width. |
|              | • 60"W | 55"W–60"W | Prices at right | Specify width. |

Surface Materials	Options	U.S. Price	Required to Specify
-------------------	---------	------------	---------------------

- |                          |  |                             |  |
|--------------------------|--|-----------------------------|--|
| <b>Surface Materials</b> | <b>High-Pressure Laminate top</b>      |                             |  |
|                          | • High-Pressure Laminate price group 1 | Prices at right             | Specify High-Pressure Laminate color number. |
|                          | • High-Pressure Laminate price group 2 | Prices at right             | Specify High-Pressure Laminate color number. |
|                          | • High-Pressure Laminate price group 3 | Prices at right             | Specify High-Pressure Laminate color number. |
|                          | <b>Base and column</b>                 |                             |  |
|                          | • Paint price group 1                  | No cost                     | Specify paint color number.                  |
| • Paint price group 2    | No cost                                | Specify paint color number. |  |
| • Paint price group 3    | +\$140                                 | Specify paint color number. |  |

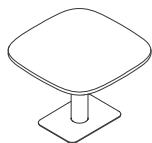
- |                         |   |   |
|-------------------------|---|---|
| <b>Related Products</b> | <ul style="list-style-type: none"> <li>• Under-Worksurface Power</li> <li>• Wire Manager Kit</li> </ul> | <p>▶ Pages 212–214</p> <p>▶ Pages 214</p> |
|-------------------------|---|---|



**For Canadian Pricing**

Multiply U.S. Price by the Canadian price factor.

▶ See page 1 for details.



### Specification Information

Style Number	Dimensions		U.S. Base Price
	Modular Width	Parametric Width	

### Low-Pressure Laminate

TS4WSFTSQLNGE	Modular Width	Parametric Width	U.S. Base Price
	36"		\$1147
	42"	37"-42"	\$1292
	48"	43"-48"	\$1382
	54"	49"-54"	\$1625
	60"	55"-60"	\$2220

### High-Pressure Laminate Price Group 1

TS4WSFTSQLNGE	Modular Width	Parametric Width	U.S. Base Price
	36"		\$1219
	42"	37"-42"	\$1369
	48"	43"-48"	\$1468
	54"	49"-54"	\$1722
	60"	55"-60"	\$2332

### High-Pressure Laminate Price Group 2

TS4WSFTSQLNGE	Modular Width	Parametric Width	U.S. Base Price
	36"		\$1244
	42"	37"-42"	\$1398
	48"	43"-48"	\$1504
	54"	49"-54"	\$1760
	60"	55"-60"	\$2378

### High-Pressure Laminate Price Group 3

TS4WSFTSQLNGE	Modular Width	Parametric Width	U.S. Base Price
	36"		\$1301
	42"	37"-42"	\$1461
	48"	43"-48"	\$1577
	54"	49"-54"	\$1842
	60"	55"-60"	\$2474



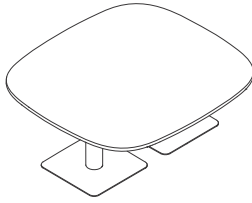
#### For Canadian Pricing

Multiply U.S. Price by the Canadian price factor.

▶ See page 1 for details.

# Lounge-Height Soft Rectangle

25<sup>1</sup>/<sub>2</sub>"H



▶ Need help? Product details, page 182

### Standard Includes

- 1<sup>1</sup>/<sub>8</sub>" thick table top: Low-Pressure Laminate (LPL)
- Edge band: default color to match laminate
- Base and column: paint price group 1

### Required to Specify

- 1 Style number
  - 2 Worksurface size type (see below under Required Selections)
  - 3 Depth (see below under Required Selections)
  - 4 Width (see below under Required Selections)
  - 5 Low-Pressure Laminate color number for table top
  - 6 Paint color number for base and column
  - 7 Options, if selected (see below)
- ▶ See *Surface Materials*, page 215.

Tip: Parametric sizes available by the inch.

Tip: Tops 36"W and over get a 5" column. Tops 55"W and over get two 5" columns.

▶ See page 183.

	Required Selections	U.S. Price	Required to Specify																
<b>Size Type</b>	<ul style="list-style-type: none"> <li>• Modular</li> <li>• Parametric</li> </ul>	No cost No cost	Specify modular. Specify parametric.																
<b>Depth</b>	<table border="1"> <thead> <tr> <th>Modular</th> <th>Parametric</th> </tr> </thead> <tbody> <tr> <td>• 36"D</td> <td></td> </tr> <tr> <td>• 42"D</td> <td>37"D–42"D</td> </tr> <tr> <td>• 48"D</td> <td>43"D–48"D</td> </tr> <tr> <td>• 54"D</td> <td>49"D–54"D</td> </tr> <tr> <td>• 60"D</td> <td>55"D–60"D</td> </tr> </tbody> </table>	Modular	Parametric	• 36"D		• 42"D	37"D–42"D	• 48"D	43"D–48"D	• 54"D	49"D–54"D	• 60"D	55"D–60"D	Prices at right Prices at right Prices at right Prices at right Prices at right	Specify depth. Specify depth. Specify depth. Specify depth. Specify depth.				
Modular	Parametric																		
• 36"D																			
• 42"D	37"D–42"D																		
• 48"D	43"D–48"D																		
• 54"D	49"D–54"D																		
• 60"D	55"D–60"D																		
<b>Width</b>	<table border="1"> <thead> <tr> <th>Modular</th> <th>Parametric</th> </tr> </thead> <tbody> <tr> <td>• 36"W</td> <td></td> </tr> <tr> <td>• 42"W</td> <td>37"W–42"W</td> </tr> <tr> <td>• 48"W</td> <td>43"W–48"W</td> </tr> <tr> <td>• 54"W</td> <td>49"W–54"W</td> </tr> <tr> <td>• 60"W</td> <td>55"W–60"W</td> </tr> <tr> <td>• 66"W</td> <td>61"W–66"W</td> </tr> <tr> <td>• 72"W</td> <td>67"W–72"W</td> </tr> </tbody> </table>	Modular	Parametric	• 36"W		• 42"W	37"W–42"W	• 48"W	43"W–48"W	• 54"W	49"W–54"W	• 60"W	55"W–60"W	• 66"W	61"W–66"W	• 72"W	67"W–72"W	Prices at right Prices at right Prices at right Prices at right Prices at right Prices at right Prices at right	Specify width. Specify width. Specify width. Specify width. Specify width. Specify width. Specify width.
Modular	Parametric																		
• 36"W																			
• 42"W	37"W–42"W																		
• 48"W	43"W–48"W																		
• 54"W	49"W–54"W																		
• 60"W	55"W–60"W																		
• 66"W	61"W–66"W																		
• 72"W	67"W–72"W																		

	Options	U.S. Price	Required to Specify
<b>Surface Materials</b>	<p><b>High-Pressure Laminate top</b></p> <ul style="list-style-type: none"> <li>• High-Pressure Laminate price group 1</li> <li>• High-Pressure Laminate price group 2</li> <li>• High-Pressure Laminate price group 3</li> </ul> <p><b>Base and column</b></p> <ul style="list-style-type: none"> <li>• Paint price group 1</li> <li>• Paint price group 2</li> <li>• Paint price group 3</li> </ul>	Prices at right Prices at right Prices at right No cost No cost +\$140	Specify High-Pressure Laminate color number. Specify High-Pressure Laminate color number. Specify High-Pressure Laminate color number. Specify paint color number. Specify paint color number. Specify paint color number.
<b>Related Products</b>	<ul style="list-style-type: none"> <li>• Under-Worksurface Power</li> <li>• Wire Manager Kit</li> </ul>		▶ Pages 212-214 ▶ Pages 214



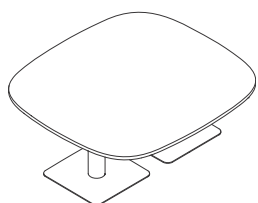
### For Canadian Pricing

Multiply U.S. Price by the Canadian price factor.

▶ See page 1 for details.

**Specification Information**

Style Number	Dimensions		Modular Width	U.S. Base Prices						
	Modular Depth	Parametric Depth		36"W	42"W	48"W	54"W	60"W	66"W	72"W
			Parametric Width		37"W-42"W	43"W-48"W	49"W-54"W	55"W-60"W	61"W-66"W	67"W-72"W



**Low-Pressure Laminate**

TS4WSFTRECLNGE	36"			\$1147	\$1257	\$1347	\$1433	\$2052	\$2158	\$2192
<i>Tip: For modular rectangle sizes, width must be greater than depth. Please refer to TS4WSFTSQLNGE for modular square size selections.</i>	42"	37"-42"		N.A.	\$1292	\$1368	\$1445	\$2095	\$2214	\$2255
	48"	43"-48"		N.A.	N.A.	\$1382	\$1606	\$2129	\$2235	\$2284
	54"	49"-54"		N.A.	N.A.	N.A.	\$1625	\$2200	\$2284	\$2311
	60"	55"-60"		N.A.	N.A.	N.A.	N.A.	\$2220	\$2311	\$2345

**High-Pressure Laminate Price Group 1**

TS4WSFTRECLNGE	36"			\$1219	\$1330	\$1421	\$1508	\$2128	\$2235	\$2275
	42"	37"-42"		N.A.	\$1369	\$1448	\$1527	\$2181	\$2311	\$2359
	48"	43"-48"		N.A.	N.A.	\$1468	\$1692	\$2217	\$2335	\$2390
	54"	49"-54"		N.A.	N.A.	N.A.	\$1722	\$2309	\$2402	\$2435
	60"	55"-60"		N.A.	N.A.	N.A.	N.A.	\$2332	\$2435	\$2482

**High-Pressure Laminate Price Group 2**

TS4WSFTRECLNGE	36"			\$1244	\$1355	\$1448	\$1535	\$2157	\$2264	\$2309
	42"	37"-42"		N.A.	\$1398	\$1477	\$1558	\$2217	\$2349	\$2399
	48"	43"-48"		N.A.	N.A.	\$1504	\$1728	\$2254	\$2373	\$2431
	54"	49"-54"		N.A.	N.A.	N.A.	\$1760	\$2354	\$2448	\$2484
	60"	55"-60"		N.A.	N.A.	N.A.	N.A.	\$2378	\$2484	\$2538

**High-Pressure Laminate Price Group 3**

TS4WSFTRECLNGE	36"			\$1301	\$1414	\$1508	\$1595	\$2220	\$2327	\$2377
	42"	37"-42"		N.A.	\$1461	\$1545	\$1628	\$2290	\$2431	\$2487
	48"	43"-48"		N.A.	N.A.	\$1577	\$1801	\$2330	\$2458	\$2522
	54"	49"-54"		N.A.	N.A.	N.A.	\$1842	\$2446	\$2546	\$2589
	60"	55"-60"		N.A.	N.A.	N.A.	N.A.	\$2474	\$2589	\$2653

Simple Tables

# Working-Height Round

28<sup>1</sup>/<sub>2</sub>"H



Tip: Parametric sizes available by the inch.

Tip: Tops under 31" Dia. get a 3" column. Tops 31" Dia. and larger get a 5" column.  
▶ See page 183.

Tip: Glides on post legs are 1<sup>1</sup>/<sub>2</sub>" long and provide 1" of leveling.

Standard Includes	Required to Specify
<ul style="list-style-type: none"> <li>▶ Need help? Product details, page 182</li> <li>• 1<sup>1</sup>/<sub>8</sub>" thick table top: Low-Pressure Laminate (LPL)</li> <li>• Edge band: default color to match laminate</li> <li>• Post legs: paint price group 1</li> <li>• Glides, if post legs are selected</li> </ul>	<ol style="list-style-type: none"> <li>1 Style number</li> <li>2 Worksurface size type (see below under Required Selections)</li> <li>3 Diameter (see below under Required Selections)</li> <li>4 Low-Pressure Laminate color number for table top</li> <li>5 Paint color number for post legs</li> <li>6 Options, if selected (see below)</li> </ol> <p>▶ See <i>Surface Materials</i>, page 215.</p>

Size Type	Required Selections	U.S. Price	Required to Specify										
	<ul style="list-style-type: none"> <li>• Modular</li> <li>• Parametric</li> </ul>	No cost No cost	Specify modular. Specify parametric.										
<b>Diameter</b>	<table border="0"> <thead> <tr> <th style="text-align: left;">Modular</th> <th style="text-align: left;">Parametric</th> </tr> </thead> <tbody> <tr> <td>• 30" Dia.</td> <td></td> </tr> <tr> <td>• 36" Dia.</td> <td>31" Dia.–36" Dia.</td> </tr> <tr> <td>• 42" Dia.</td> <td>37" Dia.–42" Dia.</td> </tr> <tr> <td>• 48" Dia.</td> <td>43" Dia.–48" Dia.</td> </tr> </tbody> </table>	Modular	Parametric	• 30" Dia.		• 36" Dia.	31" Dia.–36" Dia.	• 42" Dia.	37" Dia.–42" Dia.	• 48" Dia.	43" Dia.–48" Dia.	Prices at right Prices at right Prices at right Prices at right	Specify diameter. Specify diameter. Specify diameter. Specify diameter.
Modular	Parametric												
• 30" Dia.													
• 36" Dia.	31" Dia.–36" Dia.												
• 42" Dia.	37" Dia.–42" Dia.												
• 48" Dia.	43" Dia.–48" Dia.												

Surface Materials	Options	U.S. Price	Required to Specify
	<p><b>High-Pressure Laminate top</b></p> <ul style="list-style-type: none"> <li>• High-Pressure Laminate price group 1</li> <li>• High-Pressure Laminate price group 2</li> <li>• High-Pressure Laminate price group 3</li> </ul>	Prices at right Prices at right Prices at right	Specify High-Pressure Laminate color number. Specify High-Pressure Laminate color number. Specify High-Pressure Laminate color number.
	<p><b>Base</b></p> <ul style="list-style-type: none"> <li>• Paint price group 1</li> <li>• Paint price group 2</li> <li>• Paint price group 3</li> </ul>	No cost No cost +\$157	Specify paint color number. Specify paint color number. Specify paint color number.
<b>Column Base</b>	<ul style="list-style-type: none"> <li>• 30" Dia. tops</li> <li>• Up to 36" Dia. tops</li> <li>• 37" Dia.–48" Dia. tops</li> </ul>	+\$182 +\$385 +\$522	Specify <i>with column</i> . Specify <i>with column</i> . Specify <i>with column</i> .
<b>Casters for Post Legs</b>	<ul style="list-style-type: none"> <li>• Four casters (two locking and two non-locking)</li> </ul>	+\$ 63	Specify <i>with casters</i> .
<b>Related Products</b>	<ul style="list-style-type: none"> <li>• Under-Worksurface Power</li> <li>• Wire Manager Kit</li> </ul>		▶ Pages 212-214 ▶ Pages 214

**For Canadian Pricing**  
Multiply U.S. Price by the Canadian price factor.  
▶ See page 1 for details.





### Specification Information

Style Number	Dimensions		U.S. Base Price
	Modular Diameter	Parametric Diameter	

### Low-Pressure Laminate

Style Number	Modular Diameter	Parametric Diameter	U.S. Base Price
TS4WRD	30"		\$ 739
	36"	31"-36"	\$ 790
	42"	37"-42"	\$ 813
	48"	43"-48"	\$ 851

### High-Pressure Laminate Price Group 1

Style Number	Modular Diameter	Parametric Diameter	U.S. Base Price
TS4WRD	30"		\$ 795
	36"	31"-36"	\$ 862
	42"	37"-42"	\$ 890
	48"	43"-48"	\$ 934

### High-Pressure Laminate Price Group 2

Style Number	Modular Diameter	Parametric Diameter	U.S. Base Price
TS4WRD	30"		\$ 819
	36"	31"-36"	\$ 887
	42"	37"-42"	\$ 919
	48"	43"-48"	\$ 968

### High-Pressure Laminate Price Group 3

Style Number	Modular Diameter	Parametric Diameter	U.S. Base Price
TS4WRD	30"		\$ 864
	36"	31"-36"	\$ 944
	42"	37"-42"	\$ 982
	48"	43"-48"	\$1036



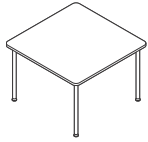
#### For Canadian Pricing

Multiply U.S. Price by the Canadian price factor.

▶ See page 1 for details.

# Working-Height Square

28<sup>1</sup>/<sub>2</sub>"H



Tip: Parametric sizes available by the inch.

Standard Includes	Required to Specify
<ul style="list-style-type: none"> <li>▶ Need help? Product details, page 182</li> <li>• 1<sup>1</sup>/<sub>8</sub>" thick table top: Low-Pressure Laminate (LPL)</li> <li>• Edge band: default color to match laminate</li> <li>• Post legs: paint price group 1</li> <li>• Glides, if post legs are selected</li> </ul>	<ol style="list-style-type: none"> <li>1 Style number</li> <li>2 Worksurface size type (see below under Required Selections)</li> <li>3 Width (see below under Required Selections)</li> <li>4 Low-Pressure Laminate color number for table top</li> <li>5 Paint color number for post legs</li> <li>6 Options, if selected (see below)</li> </ol> <p>▶ See <i>Surface Materials</i>, page 215.</p>

Size Type	Required Selections	U.S. Price	Required to Specify										
	<ul style="list-style-type: none"> <li>• Modular</li> <li>• Parametric</li> </ul>	No cost No cost	Specify modular. Specify parametric.										
<b>Width</b>	<table border="1"> <thead> <tr> <th style="background-color: #212121; color: white;">Modular</th> <th style="background-color: #212121; color: white;">Parametric</th> </tr> </thead> <tbody> <tr> <td>• 30"W</td> <td></td> </tr> <tr> <td>• 36"W</td> <td>31"W–36"W</td> </tr> <tr> <td>• 42"W</td> <td>37"W–42"W</td> </tr> <tr> <td>• 48"W</td> <td>43"W–48"W</td> </tr> </tbody> </table>	Modular	Parametric	• 30"W		• 36"W	31"W–36"W	• 42"W	37"W–42"W	• 48"W	43"W–48"W	Prices at right Prices at right Prices at right Prices at right	Specify width. Specify width. Specify width. Specify width.
Modular	Parametric												
• 30"W													
• 36"W	31"W–36"W												
• 42"W	37"W–42"W												
• 48"W	43"W–48"W												

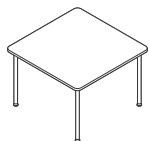
Options	U.S. Price	Required to Specify
<b>Surface Materials</b> <ul style="list-style-type: none"> <li>• <b>High-Pressure Laminate top</b></li> <li>• High-Pressure Laminate price group 1</li> <li>• High-Pressure Laminate price group 2</li> <li>• High-Pressure Laminate price group 3</li> </ul>	Prices at right Prices at right Prices at right	Specify High-Pressure Laminate color number. Specify High-Pressure Laminate color number. Specify High-Pressure Laminate color number.
<ul style="list-style-type: none"> <li>• <b>Base</b></li> <li>• Paint price group 1</li> <li>• Paint price group 2</li> <li>• Paint price group 3</li> </ul>	No cost No cost +\$157	Specify paint color number. Specify paint color number. Specify paint color number.
<b>Column Base</b> <ul style="list-style-type: none"> <li>• Up to 30"W tops</li> <li>• 36"W tops</li> <li>• 37"W–48"W tops</li> </ul>	+\$182 +\$385 +\$522	Specify <i>with column</i> . Specify <i>with column</i> . Specify <i>with column</i> .
<b>Casters for Post Legs</b> <ul style="list-style-type: none"> <li>• Four casters (two locking and two non-locking)</li> </ul>	+\$ 63	Specify <i>with casters</i> .
<b>Related Products</b> <ul style="list-style-type: none"> <li>• Under-Worksurface Power</li> <li>• Wire Manager Kit</li> </ul>		▶ Pages 212-214 ▶ Pages 214

Tip: Tops under 31" Dia. get a 3" column. Tops 31" Dia. and larger get a 5" column. ▶ See page 183.

Tip: Glides on post legs are 1<sup>1</sup>/<sub>2</sub>" long and provide 1" of leveling.



**For Canadian Pricing**  
 Multiply U.S. Price by the Canadian price factor.  
 ▶ See page 1 for details.



### Specification Information

Style Number	Dimensions		U.S. Base Price
	Modular Width	Parametric Width	

### Low-Pressure Laminate

Style Number	Modular Width	Parametric Width	U.S. Base Price
TS4WSQ	30"		\$ 739
	36"	31"-36"	\$ 790
	42"	37"-42"	\$ 813
	48"	43"-48"	\$ 851

### High-Pressure Laminate Price Group 1

Style Number	Modular Width	Parametric Width	U.S. Base Price
TS4WSQ	30"		\$ 795
	36"	31"-36"	\$ 862
	42"	37"-42"	\$ 890
	48"	43"-48"	\$ 934

### High-Pressure Laminate Price Group 2

Style Number	Modular Width	Parametric Width	U.S. Base Price
TS4WSQ	30"		\$ 819
	36"	31"-36"	\$ 887
	42"	37"-42"	\$ 919
	48"	43"-48"	\$ 968

### High-Pressure Laminate Price Group 3

Style Number	Modular Width	Parametric Width	U.S. Base Price
TS4WSQ	30"		\$ 864
	36"	31"-36"	\$ 944
	42"	37"-42"	\$ 982
	48"	43"-48"	\$1036



#### For Canadian Pricing

Multiply U.S. Price by the Canadian price factor.

▶ See page 1 for details.

# Working-Height Rectangle

28<sup>1</sup>/<sub>2</sub>"H



Standard Includes	Required to Specify
<ul style="list-style-type: none"> <li>▶ Need help? Product details, page 182</li> <li>• 1 1/8" thick table top: Low-Pressure Laminate (LPL)</li> <li>• Edge band: default color to match laminate</li> <li>• Post legs: paint price group 1</li> <li>• Glides, if post legs are selected</li> </ul>	<ol style="list-style-type: none"> <li>1 Style number</li> <li>2 Worksurface size type (see below under Required Selections)</li> <li>3 Depth (see below under Required Selections)</li> <li>4 Width (see below under Required Selections)</li> <li>5 Low-Pressure Laminate color number for table top</li> <li>6 Paint color number for post legs</li> <li>7 Options, if selected (see below)</li> </ol> <p>▶ See <i>Surface Materials</i>, page 215.</p>

Tip: Parametric sizes available by the inch.

Tip: Reinforcing channel (TSATRC57), ordered separately, must be used on tables with post legs that have 60" or more of unsupported knee space.

	Required Selections	U.S. Price	Required to Specify																		
<b>Size Type</b>	<ul style="list-style-type: none"> <li>• Modular</li> <li>• Parametric</li> </ul>	No cost No cost	Specify modular. Specify parametric.																		
<b>Depth</b>	<table border="1"> <thead> <tr> <th>Modular</th> <th>Parametric</th> </tr> </thead> <tbody> <tr> <td>• 24"D</td> <td></td> </tr> <tr> <td>• 30"D</td> <td>25"D–30"D</td> </tr> <tr> <td>• 36"D</td> <td>31"D–36"D</td> </tr> <tr> <td>• 42"D</td> <td>37"D–42"D</td> </tr> </tbody> </table>	Modular	Parametric	• 24"D		• 30"D	25"D–30"D	• 36"D	31"D–36"D	• 42"D	37"D–42"D	Prices at right Prices at right Prices at right Prices at right	Specify depth. Specify depth. Specify depth. Specify depth.								
Modular	Parametric																				
• 24"D																					
• 30"D	25"D–30"D																				
• 36"D	31"D–36"D																				
• 42"D	37"D–42"D																				
<b>Width</b>	<table border="1"> <thead> <tr> <th>Modular</th> <th>Parametric</th> </tr> </thead> <tbody> <tr> <td>• 30"W</td> <td></td> </tr> <tr> <td>• 36"W</td> <td>31"W–36"W</td> </tr> <tr> <td>• 42"W</td> <td>37"W–42"W</td> </tr> <tr> <td>• 48"W</td> <td>43"W–48"W</td> </tr> <tr> <td>• 54"W</td> <td>49"W–54"W</td> </tr> <tr> <td>• 60"W</td> <td>55"W–60"W</td> </tr> <tr> <td>• 66"W</td> <td>61"W–66"W</td> </tr> <tr> <td>• 72"W</td> <td>67"W–72"W</td> </tr> </tbody> </table>	Modular	Parametric	• 30"W		• 36"W	31"W–36"W	• 42"W	37"W–42"W	• 48"W	43"W–48"W	• 54"W	49"W–54"W	• 60"W	55"W–60"W	• 66"W	61"W–66"W	• 72"W	67"W–72"W	Prices at right Prices at right Prices at right Prices at right Prices at right Prices at right Prices at right Prices at right	Specify width. Specify width. Specify width. Specify width. Specify width. Specify width. Specify width. Specify width.
Modular	Parametric																				
• 30"W																					
• 36"W	31"W–36"W																				
• 42"W	37"W–42"W																				
• 48"W	43"W–48"W																				
• 54"W	49"W–54"W																				
• 60"W	55"W–60"W																				
• 66"W	61"W–66"W																				
• 72"W	67"W–72"W																				

	Options	U.S. Price	Required to Specify
<b>Surface Materials</b>	<p><b>High-Pressure Laminate top</b></p> <ul style="list-style-type: none"> <li>• High-Pressure Laminate price group 1</li> <li>• High-Pressure Laminate price group 2</li> <li>• High-Pressure Laminate price group 3</li> </ul> <p><b>Base</b></p> <ul style="list-style-type: none"> <li>• Paint price group 1</li> <li>• Paint price group 2</li> <li>• Paint price group 3</li> </ul>	Prices at right Prices at right Prices at right No cost No cost +\$157	Specify High-Pressure Laminate color number. Specify High-Pressure Laminate color number. Specify High-Pressure Laminate color number. Specify paint color number. Specify paint color number. Specify paint color number.
<b>Column Base</b>	<ul style="list-style-type: none"> <li>• 30"W tops</li> <li>• Up to 36"W tops</li> <li>• 37"W–54"W tops</li> <li>• 55"W–72"W tops</li> </ul>	+\$182 +\$385 +\$522 +\$979	Specify <i>with column</i> . Specify <i>with column</i> . Specify <i>with column</i> . Specify <i>with column</i> .
<b>Casters for Post Legs</b>	<ul style="list-style-type: none"> <li>• Four casters (two locking and two non-locking)</li> </ul>	+\$ 63	Specify <i>with casters</i> .

Tip: Tops under 31"W get a 3" column. Tops 31"W and over get a 5" column. Tops 55"W and over get two 5" columns.

▶ See page 183.

Tip: Glides on post legs are 1 1/2" long and provide 1" of leveling.

**Related Products**

- Under-Worksurface Power
- Wire Manager Kit

▶ Pages 212-214  
▶ Pages 214

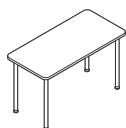


**For Canadian Pricing**

Multiply U.S. Price by the Canadian price factor.

▶ See page 1 for details.

Specification Information											
Style Number	Dimensions		Modular Width	U.S. Base Prices							
	Modular Depth	Parametric Depth		30"W	36"W	42"W	48"W	54"W	60"W	66"W	72"W
			Parametric Width		31"W-36"W	37"W-42"W	43"W-48"W	59"W-54"W	55"W-60"W	61"W-66"W	67"W-72"W



### Low-Pressure Laminate

TS4WREC	24"		\$713	\$718	\$726	\$ 734	\$ 746	\$ 838	\$ 992	\$1036
<i>Tip: For modular rectangle sizes, width must be greater than depth. Please refer to <b>TS4WSQ</b> for modular square size selections.</i>	30"	25"-30"	\$739	\$767	\$796	\$ 812	\$ 831	\$ 858	\$1019	\$1062
	36"	31"-36"	N.A.	\$790	\$812	\$ 868	\$ 930	\$1026	\$1130	\$1153
	42"	37"-42"	N.A.	N.A.	\$827	\$ 979	\$1026	\$1147	\$1214	\$1264

### High-Pressure Laminate Price Group 1

TS4WREC	24"		\$750	\$765	\$778	\$ 787	\$ 803	\$ 896	\$1054	\$1113
	30"	25"-30"	\$795	\$823	\$853	\$ 869	\$ 889	\$ 918	\$1091	\$1143
	36"	31"-36"	N.A.	\$862	\$885	\$ 942	\$1005	\$1102	\$1207	\$1236
	42"	37"-42"	N.A.	N.A.	\$904	\$1059	\$1110	\$1233	\$1311	\$1368

### High-Pressure Laminate Price Group 2

TS4WREC	24"		\$766	\$774	\$783	\$ 809	\$ 823	\$ 918	\$1079	\$1142
	30"	25"-30"	\$819	\$847	\$876	\$ 894	\$ 914	\$ 943	\$1116	\$1173
	36"	31"-36"	N.A.	\$887	\$910	\$ 969	\$1032	\$1131	\$1236	\$1270
	42"	37"-42"	N.A.	N.A.	\$933	\$1088	\$1139	\$1269	\$1349	\$1408

### High-Pressure Laminate Price Group 3

TS4WREC	24"		\$798	\$810	\$819	\$ 852	\$ 868	\$ 963	\$1132	\$1205
	30"	25"-30"	\$864	\$892	\$921	\$ 942	\$ 964	\$ 994	\$1173	\$1242
	36"	31"-36"	N.A.	\$944	\$969	\$1029	\$1092	\$1194	\$1299	\$1338
	42"	37"-42"	N.A.	N.A.	\$996	\$1156	\$1209	\$1342	\$1431	\$1496

Simple Tables



#### For Canadian Pricing

Multiply U.S. Price by the Canadian price factor.

▶ See page 1 for details.

# Working-Height Soft Square

28<sup>1</sup>/<sub>2</sub>"H



Tip: Parametric sizes available by the inch.

Tip: Reinforcing channel (TSATRC57), ordered separately, must be used on tables with post legs that have 60" or more of unsupported knee space.

Tip: Tops 36"W and over get a 5" column. Tops 55"W and over get two 5" columns.  
▶ See page 183.

Tip: Glides on post legs are 1<sup>1</sup>/<sub>2</sub>" long and provide 1" of leveling.

Standard Includes	Required to Specify
<ul style="list-style-type: none"> <li>▶ Need help? Product details, page 182</li> <li>• 1<sup>1</sup>/<sub>8</sub>" thick table top: Low-Pressure Laminate (LPL)</li> <li>• Edge band: default color to match laminate</li> <li>• Post legs: paint price group 1</li> <li>• Glides, if post legs are selected</li> </ul>	<ol style="list-style-type: none"> <li>1 Style number</li> <li>2 Worksurface size type (see below under Required Selections)</li> <li>3 Width (see below under Required Selections)</li> <li>4 Low-Pressure Laminate color number for table top</li> <li>5 Paint color number for post legs</li> <li>6 Options, if selected (see below)</li> </ol> <p>▶ See <i>Surface Materials</i>, page 215.</p>

Size Type	Required Selections	U.S. Price	Required to Specify												
	<ul style="list-style-type: none"> <li>• Modular</li> <li>• Parametric</li> </ul>	No cost No cost	Specify modular. Specify parametric.												
<b>Width</b>	<table border="1"> <thead> <tr> <th>Modular</th> <th>Parametric</th> </tr> </thead> <tbody> <tr> <td>• 36"W</td> <td></td> </tr> <tr> <td>• 42"W</td> <td>37"W–42"W</td> </tr> <tr> <td>• 48"W</td> <td>43"W–48"W</td> </tr> <tr> <td>• 54"W</td> <td>49"W–54"W</td> </tr> <tr> <td>• 60"W</td> <td>55"W–60"W</td> </tr> </tbody> </table>	Modular	Parametric	• 36"W		• 42"W	37"W–42"W	• 48"W	43"W–48"W	• 54"W	49"W–54"W	• 60"W	55"W–60"W	Prices at right Prices at right Prices at right Prices at right Prices at right	Specify width. Specify width. Specify width. Specify width. Specify width.
Modular	Parametric														
• 36"W															
• 42"W	37"W–42"W														
• 48"W	43"W–48"W														
• 54"W	49"W–54"W														
• 60"W	55"W–60"W														

Options	U.S. Price	Required to Specify
<b>Surface Materials</b> <b>High-Pressure Laminate top</b> <ul style="list-style-type: none"> <li>• High-Pressure Laminate price group 1</li> <li>• High-Pressure Laminate price group 2</li> <li>• High-Pressure Laminate price group 3</li> </ul>	Prices at right Prices at right Prices at right	Specify High-Pressure Laminate color number. Specify High-Pressure Laminate color number. Specify High-Pressure Laminate color number.
<b>Base</b> <ul style="list-style-type: none"> <li>• Paint price group 1</li> <li>• Paint price group 2</li> <li>• Paint price group 3</li> </ul>	No cost No cost +\$157	Specify paint color number. Specify paint color number. Specify paint color number.
<b>Column Base</b> <ul style="list-style-type: none"> <li>• 36"W tops</li> <li>• 37"W–54"W tops</li> <li>• 55"W–60"W tops</li> </ul>	+\$385 +\$522 +\$979	Specify <i>with column</i> . Specify <i>with column</i> . Specify <i>with column</i> .
<b>Casters for Post Legs</b> <ul style="list-style-type: none"> <li>• Four casters (two locking and two non-locking)</li> </ul>	+\$ 63	Specify <i>with casters</i> .
<b>Related Products</b> <ul style="list-style-type: none"> <li>• Under-Worksurface Power</li> <li>• Wire Manager Kit</li> </ul>		▶ Pages 212-214 ▶ Pages 214



**For Canadian Pricing**  
Multiply U.S. Price by the Canadian price factor.  
▶ See page 1 for details.



### Specification Information

Style Number	Dimensions		U.S. Base Price
	Modular Width	Parametric Width	

#### Low-Pressure Laminate

TS4WSFTSQ	Modular Width	Parametric Width	U.S. Base Price
	36"		\$ 796
	42"	37"-42"	\$ 858
	48"	43"-48"	\$ 964
	54"	49"-54"	\$1153
	60"	55"-60"	\$1249

#### High-Pressure Laminate Price Group 1

TS4WSFTSQ	Modular Width	Parametric Width	U.S. Base Price
	36"		\$ 868
	42"	37"-42"	\$ 935
	48"	43"-48"	\$1050
	54"	49"-54"	\$1250
	60"	55"-60"	\$1361

#### High-Pressure Laminate Price Group 2

TS4WSFTSQ	Modular Width	Parametric Width	U.S. Base Price
	36"		\$ 893
	42"	37"-42"	\$ 964
	48"	43"-48"	\$1086
	54"	49"-54"	\$1288
	60"	55"-60"	\$1407

#### High-Pressure Laminate Price Group 3

TS4WSFTSQ	Modular Width	Parametric Width	U.S. Base Price
	36"		\$ 950
	42"	37"-42"	\$1027
	48"	43"-48"	\$1159
	54"	49"-54"	\$1370
	60"	55"-60"	\$1503



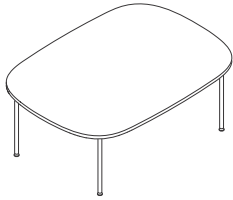
#### For Canadian Pricing

Multiply U.S. Price by the Canadian price factor.

► See page 1 for details.

# Working-Height Soft Rectangle

28<sup>1</sup>/<sub>2</sub>"H



Tip: Parametric sizes available by the inch.

Standard Includes	Required to Specify
<ul style="list-style-type: none"> <li>▶ Need help? Product details, page 182</li> <li>• 1 1/8" thick table top: Low-Pressure Laminate (LPL)</li> <li>• Edge band: default color to match laminate</li> <li>• Post legs: paint price group 1</li> <li>• Glides, if post legs are selected</li> </ul>	<ol style="list-style-type: none"> <li>1 Style number</li> <li>2 Worksurface size type (see below under Required Selections)</li> <li>3 Depth (see below under Required Selections)</li> <li>4 Width (see below under Required Selections)</li> <li>5 Low-Pressure Laminate color number for table top</li> <li>6 Paint color number</li> <li>7 Options, if selected (see below)</li> </ol> <p>▶ See <i>Surface Materials</i>, page 215.</p>

	Required Selections	U.S. Price	Required to Specify																
<b>Size Type</b>	<ul style="list-style-type: none"> <li>• Modular</li> <li>• Parametric</li> </ul>	No cost No cost	Specify modular. Specify parametric.																
<b>Depth</b>	<table border="1"> <thead> <tr> <th>Modular</th> <th>Parametric</th> </tr> </thead> <tbody> <tr> <td>• 36"D</td> <td></td> </tr> <tr> <td>• 42"D</td> <td>37"D–42"D</td> </tr> <tr> <td>• 48"D</td> <td>43"D–48"D</td> </tr> <tr> <td>• 54"D</td> <td>49"D–54"D</td> </tr> <tr> <td>• 60"D</td> <td>55"D–60"D</td> </tr> </tbody> </table>	Modular	Parametric	• 36"D		• 42"D	37"D–42"D	• 48"D	43"D–48"D	• 54"D	49"D–54"D	• 60"D	55"D–60"D	Prices at right Prices at right Prices at right Prices at right Prices at right	Specify depth. Specify depth. Specify depth. Specify depth. Specify depth.				
Modular	Parametric																		
• 36"D																			
• 42"D	37"D–42"D																		
• 48"D	43"D–48"D																		
• 54"D	49"D–54"D																		
• 60"D	55"D–60"D																		
<b>Width</b>	<table border="1"> <thead> <tr> <th>Modular</th> <th>Parametric</th> </tr> </thead> <tbody> <tr> <td>• 36"W</td> <td></td> </tr> <tr> <td>• 42"W</td> <td>37"W–42"W</td> </tr> <tr> <td>• 48"W</td> <td>43"W–48"W</td> </tr> <tr> <td>• 54"W</td> <td>49"W–54"W</td> </tr> <tr> <td>• 60"W</td> <td>55"W–60"W</td> </tr> <tr> <td>• 66"W</td> <td>61"W–66"W</td> </tr> <tr> <td>• 72"W</td> <td>67"W–72"W</td> </tr> </tbody> </table>	Modular	Parametric	• 36"W		• 42"W	37"W–42"W	• 48"W	43"W–48"W	• 54"W	49"W–54"W	• 60"W	55"W–60"W	• 66"W	61"W–66"W	• 72"W	67"W–72"W	Prices at right Prices at right Prices at right Prices at right Prices at right Prices at right Prices at right	Specify width. Specify width. Specify width. Specify width. Specify width. Specify width. Specify width.
Modular	Parametric																		
• 36"W																			
• 42"W	37"W–42"W																		
• 48"W	43"W–48"W																		
• 54"W	49"W–54"W																		
• 60"W	55"W–60"W																		
• 66"W	61"W–66"W																		
• 72"W	67"W–72"W																		

	Options	U.S. Price	Required to Specify
<b>Surface Materials</b>	<p><b>High-Pressure Laminate top</b></p> <ul style="list-style-type: none"> <li>• High-Pressure Laminate price group 1</li> <li>• High-Pressure Laminate price group 2</li> <li>• High-Pressure Laminate price group 3</li> </ul> <p><b>Base</b></p> <ul style="list-style-type: none"> <li>• Paint price group 1</li> <li>• Paint price group 2</li> <li>• Paint price group 3</li> </ul>	Prices at right Prices at right Prices at right No cost No cost +\$157	Specify High-Pressure Laminate color number. Specify High-Pressure Laminate color number. Specify High-Pressure Laminate color number. Specify paint color number. Specify paint color number. Specify paint color number.

<b>Column Base</b>	<ul style="list-style-type: none"> <li>• 36"W tops</li> <li>• 37"W–54"W tops</li> <li>• 55"W–60"W tops</li> </ul>	+\$385 +\$522 +\$979	Specify <i>with column</i> . Specify <i>with column</i> . Specify <i>with column</i> .
--------------------	---	----------------------------	--

<b>Casters for Post Legs</b>	<ul style="list-style-type: none"> <li>• Four casters (two locking and two non-locking)</li> </ul>	+\$ 63	Specify <i>with casters</i> .
------------------------------	--	--------	-------------------------------

<b>Related Products</b>	<ul style="list-style-type: none"> <li>• Under-Worksurface Power</li> <li>• Wire Manager Kit</li> </ul>		▶ Pages 212–214 ▶ Pages 214
-------------------------	---	--	--------------------------------

Tip: Tops 36"W and over get a 5" column. Tops 55"W and over get two 5" columns.  
▶ See page 183.

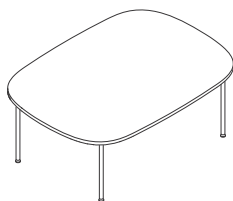
Tip: Reinforcing channel (**TSATRC57**), ordered separately, must be used on tables with post legs that have 60" or more of unsupported knee space.

Tip: Glides on post legs are 1 1/2" long and provide 1" of leveling.



## Specification Information

Style Number	Dimensions		Modular Width	U.S. Base Prices						
	Modular Depth	Parametric Depth		36"W	42"W	48"W	54"W	60"W	66"W	72"W
			Parametric Width		37"W-42"W	43"W-48"W	49"W-54"W	55"W-60"W	61"W-66"W	67"W-72"W



## Low-Pressure Laminate

TS4WSFTREC	Modular Depth	Parametric Depth	36"W	42"W	48"W	54"W	60"W	66"W	72"W
	36"		\$796	\$ 812	\$ 873	\$ 992	\$1090	\$1187	\$1249
<i>Tip: For modular rectangle sizes, width must be greater than depth. Please refer to TS4WSFTSQ for modular square size selections.</i>	42"	37"-42"	N.A.	\$ 858	\$ 950	\$1042	\$1165	\$1249	\$1285
	48"	43"-48"	N.A.	N.A.	\$ 964	\$1124	\$1202	\$1272	\$1320
	54"	49"-54"	N.A.	N.A.	N.A.	\$1153	\$1228	\$1328	\$1396
	60"	55"-60"	N.A.	N.A.	N.A.	N.A.	\$1249	\$1368	\$1439

## High-Pressure Laminate Price Group 1

TS4WSFTREC	Modular Depth	Parametric Depth	36"W	42"W	48"W	54"W	60"W	66"W	72"W
	36"		\$868	\$ 885	\$ 947	\$1067	\$1166	\$1264	\$1332
	42"	37"-42"	N.A.	\$ 935	\$1030	\$1124	\$1251	\$1346	\$1389
	48"	43"-48"	N.A.	N.A.	\$1050	\$1210	\$1290	\$1372	\$1426
	54"	49"-54"	N.A.	N.A.	N.A.	\$1250	\$1337	\$1446	\$1520
	60"	55"-60"	N.A.	N.A.	N.A.	N.A.	\$1361	\$1492	\$1576

## High-Pressure Laminate Price Group 2

TS4WSFTREC	Modular Depth	Parametric Depth	36"W	42"W	48"W	54"W	60"W	66"W	72"W
	36"		\$893	\$ 910	\$ 974	\$1094	\$1195	\$1293	\$1366
	42"	37"-42"	N.A.	\$ 964	\$1059	\$1155	\$1287	\$1384	\$1429
	48"	43"-48"	N.A.	N.A.	\$1086	\$1246	\$1327	\$1410	\$1467
	54"	49"-54"	N.A.	N.A.	N.A.	\$1288	\$1382	\$1492	\$1569
	60"	55"-60"	N.A.	N.A.	N.A.	N.A.	\$1407	\$1541	\$1632

## High-Pressure Laminate Price Group 3

TS4WSFTREC	Modular Depth	Parametric Depth	36"W	42"W	48"W	54"W	60"W	66"W	72"W
	36"		\$950	\$ 969	\$1034	\$1154	\$1258	\$1356	\$1434
	42"	37"-42"	N.A.	\$1027	\$1127	\$1225	\$1360	\$1466	\$1517
	48"	43"-48"	N.A.	N.A.	\$1159	\$1319	\$1403	\$1495	\$1558
	54"	49"-54"	N.A.	N.A.	N.A.	\$1370	\$1474	\$1590	\$1674
	60"	55"-60"	N.A.	N.A.	N.A.	N.A.	\$1503	\$1646	\$1747

# Café-Height Round

42"H



Standard Includes	Required to Specify
-------------------	---------------------

<ul style="list-style-type: none"> <li>▶ Need help? Product details, page 182</li> </ul>	<ul style="list-style-type: none"> <li>• 1 1/8" thick table top: Low-Pressure Laminate (LPL)</li> <li>• Edge band: default color to match laminate</li> <li>• Base and column: paint price group 1</li> </ul>	<ol style="list-style-type: none"> <li>1 Style number</li> <li>2 Worksurface size type (see below under Required Selections)</li> <li>3 Diameter (see below under Required Selections)</li> <li>4 Low-Pressure Laminate color number for table top</li> <li>5 Paint color number for base and column</li> <li>6 Options, if selected (see below)</li> </ol> <p>▶ See <i>Surface Materials</i>, page 215.</p>
--	---	--

Tip: Parametric sizes available by the inch.

Tip: Tops under 31"W get a 3" column. Tops 31"W and over get a 5" column.

▶ See page 183.

Size Type	Required Selections	U.S. Price	Required to Specify
-----------	---------------------	------------	---------------------

<b>Size Type</b>	• Modular	No cost	Specify modular.
	• Parametric	No cost	Specify parametric.
<b>Diameter</b>	<b>Modular</b>		
	• 30"D	Prices below	Specify diameter.
	• 36"D	Prices below	Specify diameter.
		31"D–36"D	

Surface Materials	Options	U.S. Price	Required to Specify
-------------------	---------	------------	---------------------

<b>Surface Materials</b>	<b>High-Pressure Laminate top</b>		
	• High-Pressure Laminate price group 1	Prices below	Specify High-Pressure Laminate color number.
	• High-Pressure Laminate price group 2	Prices below	Specify High-Pressure Laminate color number.
	• High-Pressure Laminate price group 3	Prices below	Specify High-Pressure Laminate color number.
	<b>Base and column</b>		
	• Paint price group 1	No cost	Specify paint color number.
	• Paint price group 2	No cost	Specify paint color number.
	• Paint price group 3	+\$169	Specify paint color number.

<b>Related Products</b>	• Under-Worksurface Power	▶ Pages 212–214
	• Wire Manager Kit	▶ Pages 214

### Specification Information

Style Number	Dimensions		U.S. Base Price	Style Number	Dimensions		U.S. Base Price
	Modular Depth	Parametric Depth			Modular Depth	Parametric Depth	

#### Low-Pressure Laminate

<b>TS4WRDCAFE</b>	30"		\$ 993
	36"	31"–36"	\$1187

#### High-Pressure Laminate Price Group 2

<b>TS4WRDCAFE</b>	30"		\$1073
	36"	31"–36"	\$1284

#### High-Pressure Laminate Price Group 1

<b>TS4WRDCAFE</b>	30"		\$1049
	36"	31"–36"	\$1259

#### High-Pressure Laminate Price Group 3

<b>TS4WRDCAFE</b>	30"		\$1118
	36"	31"–36"	\$1341



**For Canadian Pricing**

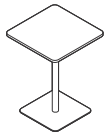
Multiply U.S. Price by the Canadian price factor.

▶ See page 1 for details.

# Café-Height Square

42"H

Café-Height Square



Tip: Parametric sizes available by the inch.

Tip: Tops under 31"W get a 3" column. Tops 31"W and over get a 5" column.

▶ See page 183.

Standard Includes	Required to Specify
-------------------	---------------------

<ul style="list-style-type: none"> <li>▶ Need help? Product details, page 182</li> </ul>	<ul style="list-style-type: none"> <li>• 1<sup>1</sup>/<sub>8</sub>" thick table top: Low-Pressure Laminate (LPL)</li> <li>• Edge band: default color to match laminate</li> <li>• Base and column: paint price group 1</li> </ul>	<ol style="list-style-type: none"> <li>1 Style number</li> <li>2 Worksurface size type (see below under Required Selections)</li> <li>3 Width (see below under Required Selections)</li> <li>4 Low-Pressure Laminate color number for table top</li> <li>5 Paint color number for base and column</li> <li>6 Options, if selected (see below)</li> </ol> <p>▶ See <i>Surface Materials</i>, page 215.</p>
--	--	---

Size Type	Required Selections	U.S. Price	Required to Specify
-----------	---------------------	------------	---------------------

<b>Width</b>	<b>Modular</b>	No cost	Specify modular.	
	<b>Parametric</b>	No cost	Specify parametric.	
	<ul style="list-style-type: none"> <li>• 30"W</li> <li>• 36"W</li> </ul>	<ul style="list-style-type: none"> <li>• 31"W–36"W</li> </ul>	<ul style="list-style-type: none"> <li>Prices below</li> <li>Prices below</li> </ul>	<ul style="list-style-type: none"> <li>Specify width.</li> <li>Specify width.</li> </ul>

Surface Materials	Options	U.S. Price	Required to Specify
-------------------	---------	------------	---------------------

<b>Surface Materials</b>	<b>High-Pressure Laminate top</b>		
	<ul style="list-style-type: none"> <li>• High-Pressure Laminate price group 1</li> <li>• High-Pressure Laminate price group 2</li> <li>• High-Pressure Laminate price group 3</li> </ul>	<ul style="list-style-type: none"> <li>Prices below</li> <li>Prices below</li> <li>Prices below</li> </ul>	<ul style="list-style-type: none"> <li>Specify High-Pressure Laminate color number.</li> <li>Specify High-Pressure Laminate color number.</li> <li>Specify High-Pressure Laminate color number.</li> </ul>
	<b>Base and column</b>		
	<ul style="list-style-type: none"> <li>• Paint price group 1</li> <li>• Paint price group 2</li> <li>• Paint price group 3</li> </ul>	<ul style="list-style-type: none"> <li>No cost</li> <li>No cost</li> <li>+\$169</li> </ul>	<ul style="list-style-type: none"> <li>Specify paint color number.</li> <li>Specify paint color number.</li> <li>Specify paint color number.</li> </ul>

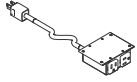
<b>Related Products</b>	<ul style="list-style-type: none"> <li>• Under-Worksurface Power</li> <li>• Wire Manager Kit</li> </ul>	<ul style="list-style-type: none"> <li>▶ Pages 212–214</li> <li>▶ Page 214</li> </ul>
-------------------------	---	---

### Specification Information

Style Number	Dimensions		U.S. Base Price	Style Number	Dimensions		U.S. Base Price
	Modular Depth	Parametric Depth			Modular Depth	Parametric Depth	
<b>Low-Pressure Laminate</b>				<b>High-Pressure Laminate Price Group 2</b>			
TS4WSQCAFE	30"		\$ 993	TS4WSQCAFE	30"		\$1073
	36"	31"–36"	\$1187		36"	31"–36"	\$1284
<b>High-Pressure Laminate Price Group 1</b>				<b>High-Pressure Laminate Price Group 3</b>			
TS4WSQCAFE	30"		\$1049	TS4WSQCAFE	30"		\$1118
	36"	31"–36"	\$1259		36"	31"–36"	\$1341

**For Canadian Pricing**  
 Multiply U.S. Price by the Canadian price factor.  
 ▶ See page 1 for details.

# Single Unit Power Module



Tip: When USB-A is specified, there are two USB ports.

Standard Includes	Required to Specify
<ul style="list-style-type: none"> <li>▶ Need help? Product details, page 183</li> <li>• Two simplex receptacles</li> <li>• 10' long 15-amp power cord with wall plug</li> <li>• Two velcro cord management straps</li> <li>• Hardware and plastic cord management clips</li> <li>• Bracket: 7360 Merle</li> </ul>	<ul style="list-style-type: none"> <li>1 Style number</li> <li>2 Options, if selected (see below)</li> </ul>

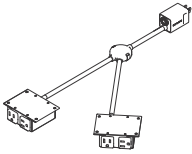
Options	U.S. Price	Required to Specify
<b>Power/USB Configuration</b> <ul style="list-style-type: none"> <li>• 2 power</li> <li>• 1 power/1 USB-A</li> </ul>	<ul style="list-style-type: none"> <li>No cost</li> <li>+\$125</li> </ul>	<ul style="list-style-type: none"> <li>Specify with 2 power.</li> <li>Specify with 1 power/1 USB-A.</li> </ul>
<b>Cord Length</b> <ul style="list-style-type: none"> <li>• 10' cord</li> <li>• 15' cord</li> </ul>	<ul style="list-style-type: none"> <li>No cost</li> <li>+\$ 34</li> </ul>	<ul style="list-style-type: none"> <li>Specify with 10' cord.</li> <li>Specify with 15' cord.</li> </ul>

Specification Information	
Style Number	U.S. Base Price
TS4WPWR1	\$190



**For Canadian Pricing**  
 Multiply U.S. Price by the Canadian price factor.  
 ▶ See page 1 for details.

# Double Unit Power Module



Tip: When USB-A is specified, there are two USB ports.

Tip: Combos define the distance between the knot and power.

► Please see matrix on page 183 for suggested combo lengths.

Standard Includes		Required to Specify
► Need help? Product details, page 183	<ul style="list-style-type: none"> <li>• Four simplex receptacles</li> <li>• 10' long 15-amp power cord with wall plug</li> <li>• Two velcro cord management straps</li> <li>• Hardware and plastic cord management clips</li> <li>• Bracket: 7360 Merle</li> <li>• 36" branch lengths</li> </ul>	1 Style number 2 Options, if selected (see below)

Options	U.S. Price	Required to Specify
<b>Power/USB Configuration</b>	<ul style="list-style-type: none"> <li>• 2 power: No cost</li> <li>• 4 power: No cost</li> <li>• 1 power/1 USB-A: +\$125</li> <li>• 3 power/1 USB-A: +\$125</li> <li>• 2 power/2 USB-A: +\$252</li> </ul>	Specify with 2 power. Specify with 4 power. Specify with 1 power/1 USB-A. Specify with 3 power/1 USB-A. Specify with 2 power/2 USB-A.
<b>Cord Length</b>	<ul style="list-style-type: none"> <li>• 10' cord: No cost</li> <li>• 15' cord: +\$ 34</li> </ul>	Specify with 10' cord. Specify with 15' cord.
<b>Branch Length</b>	<ul style="list-style-type: none"> <li>• Combo 1 (two 36" branch lengths): No cost</li> <li>• Combo 2 (one 51" and one 38" branch lengths): +\$ 28</li> </ul>	Specify with combo 1. Specify with combo 2.

Specification Information	
Style Number	U.S. Base Price
TS4WPWR2	\$412

Simple Tables

 **For Canadian Pricing**  
 Multiply U.S. Price by the Canadian price factor.  
 ► See page 1 for details.

# Wire Manager Kit

Standard Includes	Required to Specify
<ul style="list-style-type: none"><li>• Two velcro straps</li><li>• Five plastic clips</li><li>• 10 screws</li></ul>	Style number

Specification Information	
Style Number	U.S. Price
TS4WRMGR	\$56



**For Canadian Pricing**  
Multiply U.S. Price by the  
Canadian price factor.  
▶ See page 1 for details.

# Surface Materials

**This listing** includes all the surface material choices that are available for the products in this section.

## Laminate

### Steelcase Surfaces

#### Low-Pressure Laminate

Applies to:

- Simple tables top
- 247L Black V2 LPL
- 24L0 Graphite Walnut LPL
- 25L1 Winter on Maple LPL
- 25L5 Virginia Walnut LPL
- 25L6 Blackwood LPL **E**
- 25L8 Clear Walnut LPL
- 26L1 Natural Cherry V2 LPL
- 2L09 Clear Maple LPL
- 2L30 Arctic White LPL
- 2L50 Vanadium Fiber LPL
- 2L83 Seagull LPL
- 2L84 Milk LPL
- 2L85 Dune LPL
- 2LAK Clear Oak LPL
- 2LAN Ash Noce LPL
- 2LAT Acacia LPL
- 2LAW Ash Wenge LPL
- 2LBN Bisque Noce LPL
- 2LBW Bisque Wenge LPL
- 2LCN Clay Noce LPL
- 2LCW Clay Wenge LPL
- 2LMG Merle LPL
- 2LSN Storm Noce LPL
- 2LSW Storm Wenge LPL
- 2LWA Grey Kingswood LPL
- 2LWB Planked Walnut LPL
- 2LWD Resolute Walnut LPL
- 2LWF Smoked Walnut LPL
- 2LWG Natural Recon LPL
- 2TL2 Fawn Cypress LPL

### Steelcase Surfaces

#### High-Pressure Laminate

##### Price Group 1

Applies to:

- Simple tables top
- Fiber Laminate**
- 2850 Vanadium Fiber
- 2854 Vellum Fiber **E**
- 2860 Granite Fiber
- 2862 Stucco Fiber **E**

*Tip: Established finishes are available for delivery in 15 business days.*

**E** = Established

#### Micro Laminate

- 2920 Marl Micro
- 2921 Gypsum Micro
- 2922 Clay Micro

#### Patina Laminate

- 2870 Blonde Bronze Patina
- 2873 Instant Iron Patina

#### Solid Laminate

- 2722 Cream **E**
- 2730 Arctic White
- 2746 Black
- 2759 Warm White
- 2811 Mist **E**
- 2883 Seagull
- 2884 Milk
- 2885 Dune
- 2HAA Persian Salt
- 2HAB Rose
- 2HAC Indigo
- 2HAD Green Citrine
- 2HAE Dark Olivine
- 2HAF Cloudy
- 2HWU Clay
- 2HWW Chalk

#### Speckle Laminate

- 2820 Coffee Speckle **E**
- 2823 Driftwood Speckle
- 2824 Smoke Speckle
- 2825 Vanadium Speckle

#### Woodgrain Laminate

- 2406 Clear Cherry **E**
- 2409 Clear Maple
- 2410 Graphite Walnut
- 2412 Natural Cherry
- 2422 Medium Cherry
- 2511 Winter on Maple
- 2535 Virginia Walnut
- 2536 Blackwood **E**
- 2538 Clear Walnut
- 2592 Blonde on Maple **E**
- 2714 Natural Walnut **E**
- 2HAK Clear Oak
- 2HAN Ash Noce
- 2HAT Acacia
- 2HAW Ash Wenge
- 2HBN Bisque Noce
- 2HBW Bisque Wenge
- 2HCN Clay Noce
- 2HCW Clear Wenge
- 2HSN Storm Noce
- 2HSW Storm Wenge
- 2HWA Grey Kingswood
- 2HWB Planked Walnut
- 2HWD Resolute Walnut
- 2HWE Natural Recon
- 2HWF Smoked Walnut

*Tip: Some wood veneer finishes and woodgrain laminates share the same name. Because of the difference in materials, veneers and laminates of the same name are not an exact match but do coordinate with each other.*

#### Price Group 2

Applies to:

- Simple tables top

#### Textured Laminate

- 2TH2 Fawn Cypress
- 2TH4 Saddle Oak
- 2TH5 Veranda Teak
- 2TH7 Walnut Heights
- 2UH1 Reclaimed Aggregate
- 2UH2 Reclaimed Gravel
- 2UH4 Cement\*
- 2UH6 Sheetrock

*\*2UH4 Cement has limited availability, determined by product sizing and/or options.*

#### Price Group 3

##### Solid Laminate

- 24H1 Satin White
- 24H2 Satin Black
- 24H3 Satin Stone
- 24H4 Satin Mocha

## Paint

### Steelcase Surfaces

Applies to:

- Simple tables post legs
- Simple tables pedestal base

#### Price Group 1

##### Smooth Paint

- 4238 Mocha
- 4239 Clay
- 4240 Chalk
- 4242 Milk

##### Textured Paint

- 7207 Black
- 7225 Sand
- 7230 Basalt
- 7237 Slate
- 7238 Fieldstone
- 7239 Midnight
- 7241 Arctic White
- 7243 Seagull
- 7250 Sterling Dark Solid
- 7360 Merle

#### Price Group 2

##### Smooth Paint

- 0835 Black
- 4140 Arctic White Gloss
- 4700 Warm White

##### Metallic Paint

- 4743 Mineral Metallic
- 4750 Champagne Metallic
- 4798 Sterling Metallic
- 4799 Platinum Metallic
- 4803 Near Black Metallic

##### Textured Metallic Paint

- 7245 Carbon Metallic
- 7246 Midnight Metallic

#### Price Group 3

##### Accent Paint

- 1ATG Rose Quartz
- 4AV3 Blue Jay
- 4AV4 Baltic
- 4AX1 Citron
- 4AY2 Chili
- 4AZ5 Marlin
- 4CL1 Dark Olivine
- 4CL2 Ice Blue
- 4CL3 Aura
- 4CL4 Sea Glass
- 4CL5 Light Matcha
- 4CL6 Terra
- 4CL7 Sandstone
- 4CL8 Smokey Plum
- 4CZ5 Honey
- 4CZ6 Lagoon
- 4CZ8 Light Peacock

##### Coatings

- 1ATT Cast Shadow

### Custom Surfaces

#### Perfect Match

PerfectMatch is a service that allows you to create your own paint color. Refer to the *Surface Materials Reference Manual* for more information about this program.

#### Price Group 3

- 4990 PerfectMatch Paint

# Recommended Edge Banding Finishes

For High-Pressure and Low-Pressure Laminates

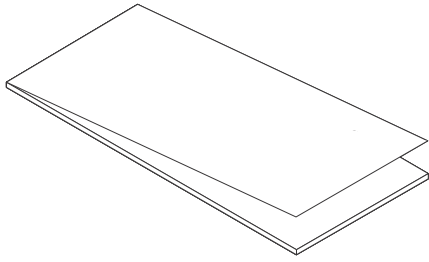
High-Pressure Laminate Color	Low-Pressure Laminate Color	Recommended Edge Band
2406 Clear Cherry <b>E</b>	2LCH Clear Cherry	6234 Clear Cherry
2409 Clear Maple	2L09 Clear Maple	6237 Clear Maple
2410 Graphite Walnut	24L0 Graphite Walnut	6231 Graphite Walnut
2412 Natural Cherry	26L1 Natural Cherry	6034 Natural Cherry
2422 Medium Cherry	N.A. N.A.	6036 Medium Cherry
2511 Winter on Maple	25L1 Winter on Maple	6037 Winter on Maple
2535 Virginia Walnut	25L5 Virginia Walnut	6242 Virginia Walnut
2536 Blackwood <b>E</b>	25L6 Blackwood <b>E</b>	6243 Blackwood <b>E</b>
2538 Clear Walnut	25L8 Clear Walnut	6245 Clear Walnut
2592 Blonde on Maple <b>E</b>	N.A. N.A.	6038 Blonde on Maple <b>E</b>
2714 Natural Walnut <b>E</b>	N.A. N.A.	6041 Natural Walnut <b>E</b>
2722 Cream <b>E</b>	N.A. N.A.	6631 Cream <b>E</b>
2730 Arctic White	2L30 Arctic White	6009 Arctic White
2746 Black	247L Black	6000 Black
2759 Warm White	N.A. N.A.	6655 Warm White
2811 Mist <b>E</b>	N.A. N.A.	6636 Mist
2820 Coffee Speckle <b>E</b>	N.A. N.A.	6631 Cream <b>E</b>
2823 Driftwood Speckle	N.A. N.A.	6631 Cream <b>E</b>
2824 Smoke Speckle	N.A. N.A.	6636 Mist
2825 Vanadium Speckle	N.A. N.A.	6619 Ice <b>E</b>
2850 Vanadium Fiber	2L50 Vanadium Fiber	6654 Sand
2854 Vellum Fiber <b>E</b>	N.A. N.A.	6655 Warm White
2860 Granite Fiber	N.A. N.A.	6000 Black
2862 Stucco Fiber <b>E</b>	N.A. N.A.	6053 Seagull
2870 Blonde Bronze Patina	N.A. N.A.	6654 Sand
2873 Instant Iron Patina	N.A. N.A.	6615 Grey V5
2883 Seagull	2L83 Seagull	6053 Seagull
2884 Milk	2L84 Milk	6052 Milk
2885 Dune	2L85 Dune	6654 Sand
2920 Marl Micro	N.A. N.A.	6053 Seagull
2921 Gypsum Micro	N.A. N.A.	6654 Sand
2922 Clay Micro	N.A. N.A.	6654 Sand
24H1 Satin White	N.A. N.A.	6009 Arctic White
24H2 Satin Black	N.A. N.A.	6000 Black
24H3 Satin Stone	N.A. N.A.	6169 Stone
24H4 Satin Mocha	N.A. N.A.	6170 Mocha
2HAA Persian Salt	N.A. N.A.	61AA Persian Salt
2HAB Rose	N.A. N.A.	61AB Rose
2HAC Indigo	N.A. N.A.	61AC Indigo
2HAD Green Citrine	N.A. N.A.	61AD Green Citrine
2HAE Dark Olivine	N.A. N.A.	61AE Dark Olivine
2HAF Cloudy	N.A. N.A.	61AF Cloudy
2HAK Clear Oak	2LAK Clear Oak	6219 Clear Oak
2HAN Ash Noce	2LAN Ash Noce	6707 Ash Noce
2HAT Acacia	2LAT Acacia	6213 Acacia
2HAW Ash Wenge	2LAW Ash Wenge	6703 Ash Wenge
2HBN Bisque Noce	2LBN Bisque Noce	6708 Bisque Noce
2HBW Bisque Wenge	2LBW Bisque Wenge	6705 Bisque Wenge
2HCN Clay Noce	2LCN Clay Noce	6709 Clay Noce
2HCW Clay Wenge	2LCW Clay Wenge	6706 Clay Wenge
2HMG Merle	2LMG Merle	6527 Merle
2HSN Storm Noce	2LSN Storm Noce	6710 Storm Noce
2HSW Storm Wenge	2LSW Storm Wenge	6704 Storm Wenge
2HWA Grey Kingswood	2LWA Grey Kingswood	66WA Grey Kingswood
2HWB Planked Walnut	2LWB Planked Walnut	66WB Planked Walnut
2HWD Resolute Walnut	2LWD Resolute Walnut	66WD Continental Walnut

**E** = Established

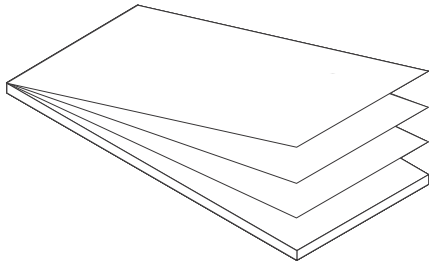


High-Pressure Laminate Color	Low-Pressure Laminate Color	Recommended Edge Band
2HWE Natural Recon	2LWG Natural Recon	66WE Natural Recon
2HWF Smoked Walnut	2LWF Smoked Walnut	66WF Smoked Walnut
2HWU Clay	N.A. N.A.	66WU Clay
2HWV Chalk	N.A. N.A.	66WV Chalk
2TH2 Fawn Cypress	2TL2 Fawn Cypress	6T02 Fawn Cypress
2TH4 Saddle Oak	N.A. N.A.	6T04 Saddle Oak
2TH5 Veranda Teak	N.A. N.A.	6T05 Veranda Teak
2TH7 Walnut Heights	N.A. N.A.	6T07 Walnut Heights
2UH1 Reclaimed Aggregate	N.A. N.A.	6T08 Aggregate
2UH2 Reclaimed Gravel	N.A. N.A.	6T09 Gravel
2UH4 Cement	N.A. N.A.	6T10 Cement
2UH6 Sheetrock	N.A. N.A.	6T12 Sheetrock

# Understanding Low-Pressure and High-Pressure Laminates



**Low-Pressure Laminates (LPL)** is a single sheet of decorative paper saturated with melamine resin. This paper sheet is bonded to a substrate under heat and high-pressure without additional adhesives. LPL is sufficient for many spaces, including vertical applications and private offices where impact is typically lower. However, if wear and tear is a concern, consider HPL for worksurfaces and LPL for storage.



**High-Pressure Laminates (HPL)** is made up several layers of material, including a wear resistant overlay, a decorative paper impregnated with melamine, and 3-5 additional sheets of impregnated kraft paper. These materials are fused together forming a solid laminate sheet. This laminate sheet is bonded to a substrate using a water-based adhesive. HPL laminates meet or exceed all NEMA test standards for high-pressure laminates and is more durable than LPL when it comes to wear, impact, and chemical resistance. Use HPL if you're selecting furniture for high-use or heavy-use areas, classrooms, or healthcare facilities.

**There are a number of blending tactics** to control costs while still providing additional durability. Specify worksurfaces in HPL and storage in LPL, or specify storage cases in LPL with door and drawer fronts in HPL. Because the construction and manufacturing processes are different, there will be slight differences in gloss and overall appearance. They are intended to coordinate and if blended are not generally noticeable, because they are on different parts of a product or application. If blending, we recommend consistency within the application, i.e. all worksurfaces in HPL, or all storage cases are LPL with HPL fronts.

---

# Universal Tables

---

<b>Statement of Line</b>	<b>220</b>
--------------------------	------------

## Understanding

Universal Tables	224
Bases for Universal Tables	226
Legs for Universal Tables	227
Table and Base Combinations	228
Table and Leg Combinations	229
Table Leg Positions	230
Universal Leg Clearance Dimensions	232

## Specifying

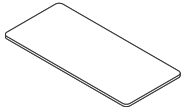
Straight Tables	236
Capsule Tables	238
Spanner Tables	239
Peninsula Table	240
Tapered Peninsula Tables	241
Round Tables	242
Square Tables	243
Rectangle Tables	244
Oval Tables	245
Hex Conference Tables	246
Bases for Universal Tables	247
Legs for Universal Tables	248

<b>Surface Materials</b>	<b>250</b>
--------------------------	------------

# Statement of Line


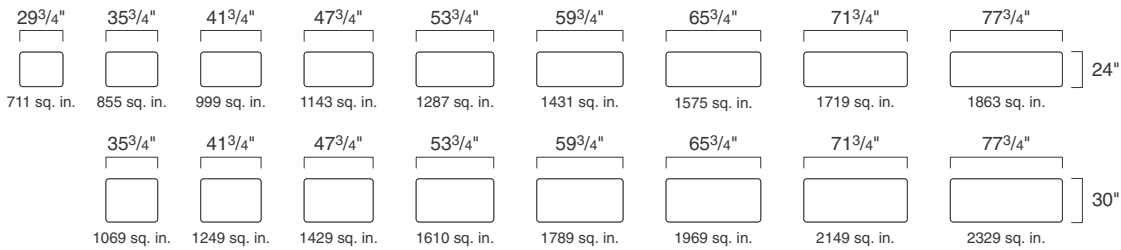
**All table sizes and shapes** are available in High-Pressure Laminate with 3 mm edge. Most sizes and shapes are also available in wood veneer with square edge. See Specifying pages for details.

**Table dimensions shown** apply to both wood veneer and High-Pressure Laminate versions of each table.



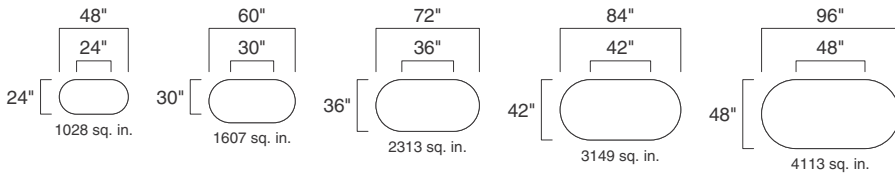
Understanding  
 ▶ Page 224  
 Specifying  
 ▶ Page 236

## Straight Tables



Understanding  
 ▶ Page 224  
 Specifying  
 ▶ Page 238

## Capsule Tables

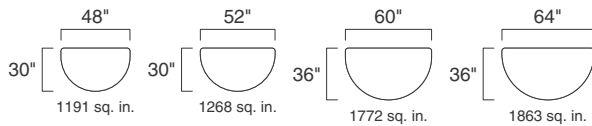


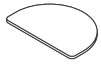
*Tip: Wood veneer capsule tables are available in 72"W, 84"W, and 96"W only.*



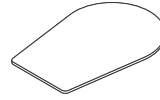
Understanding  
 ▶ Page 224  
 Specifying  
 ▶ Page 239

## Spanner Tables



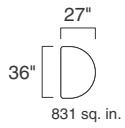


Understanding  
 ▶ Page 224  
 Specifying  
 ▶ Page 240

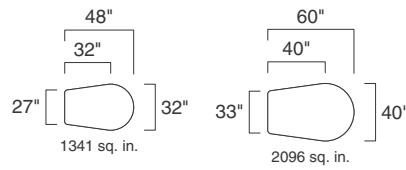


Understanding  
 ▶ Page 224  
 Specifying  
 ▶ Page 241

### Peninsula Table

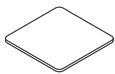
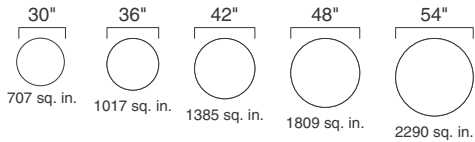


### Tapered Peninsula Tables



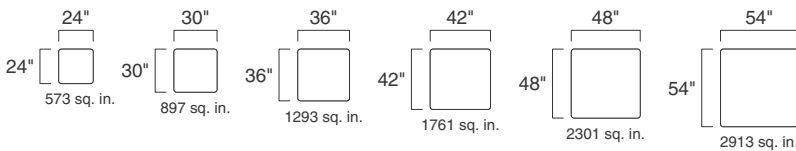
Understanding  
 ▶ Page 224  
 Specifying  
 ▶ Page 242

### Round Tables



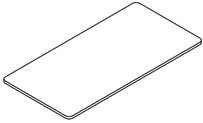
Understanding  
 ▶ Page 224  
 Specifying  
 ▶ Page 243

### Square Tables



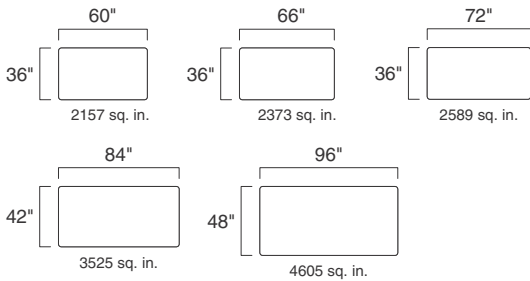
Tip: Wood veneer square tables are available in 30"W, 42"W, 48"W, and 54"W only.

Statement of Line, continued



Understanding  
 ▶ Page 224  
 Specifying  
 ▶ Page 244

**Rectangle Tables**

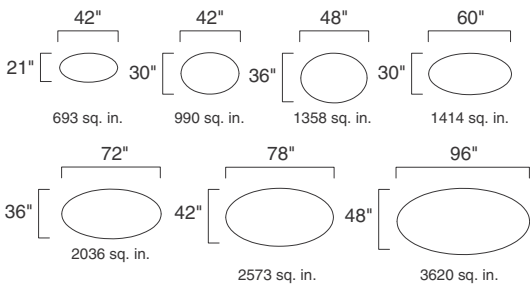


Understanding  
 ▶ Page 224  
 Specifying  
 ▶ Page 245



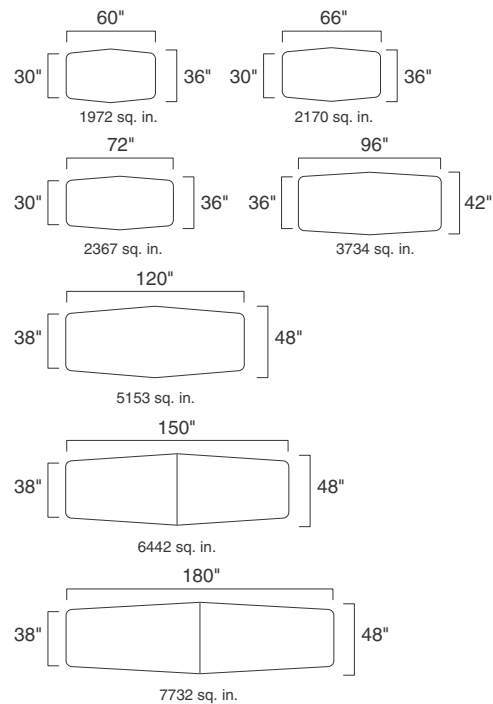
Understanding  
 ▶ Page 224  
 Specifying  
 ▶ Page 246

**Oval Tables**



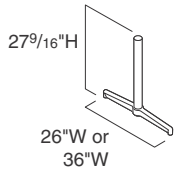
Tip: Oval tables are available in 3 mm edge High-Pressure Laminate only.

**Hex Conference Tables**

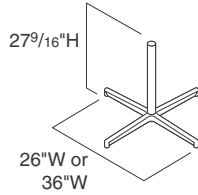


Tip: Hex conference tables are available in 3 mm edge High-Pressure Laminate only.

## Bases for Universal Tables

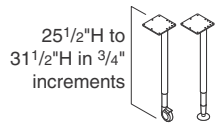


**T-Base**  
 Understanding  
 ▶ Page 226  
 Specifying  
 ▶ Page 247

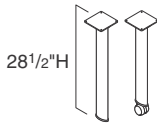


**X-Base**  
 Understanding  
 ▶ Page 226  
 Specifying  
 ▶ Page 247

## Legs for Universal Tables



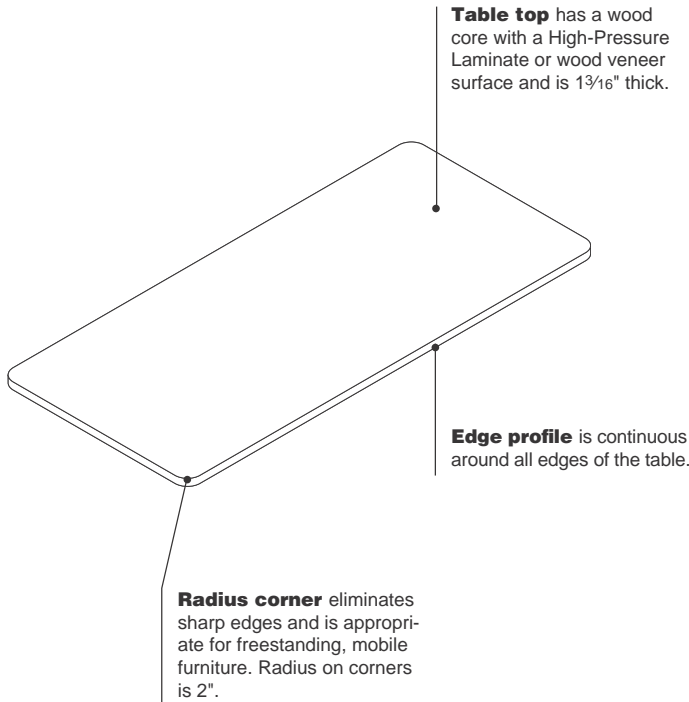
**Adjustable-Height  
 Legs with Casters  
 or Glides**  
 Understanding  
 ▶ Page 227  
 Specifying  
 ▶ Page 248



**Post Legs with  
 Casters or Glides**  
 Understanding  
 ▶ Page 227  
 Specifying  
 ▶ Page 249

# Universal Tables

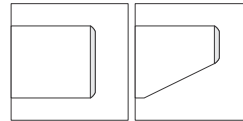
Universal tables can be used in a variety of individual and team settings. ▶ Specifying tables, page 236



## Product Details

### High-Pressure Laminate Tables

**Continuous edge profile** is available in two shapes.



3 mm edge profile      Knife edge profile

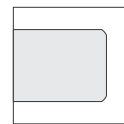
**PVC-free, 3 mm edge profiles** are a proprietary polyolefin blend for all solid colors and seven woodgrain finishes. See surface material listing in this book for specific PVC-free availability.

**Knife edge with 3 mm user edge** is available on straight and tapered systems worksurfaces and on round tables.

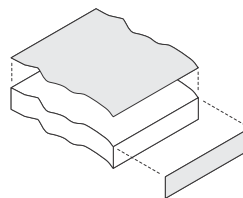
**Edge profile finishes** are specified separately from laminate color.

### Wood Veneer Tables

**Edges of worksurfaces** are available in square (3 mm) profile.



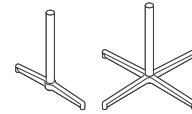
Square (3 mm) edge profile



**Square (3 mm) edge profile** is achieved by adding wood veneer surfaces to table core. This technique can be applied to tables that are straight or curved.

## Connections

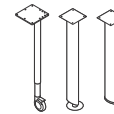
Universal tables are supported by bases or legs, which are ordered separately and installed in the field.



**Use the Table and Base Combinations matrix** to determine the type and number of bases you need to order for the tables you choose.

*Tip: Not all sizes and shapes of tables can be supported by bases.*


▶ Page 228



**Use the Table and Legs Combinations matrix** to determine the type and number of legs you need to order for the table you choose.

*Tip: Not all sizes and shapes of tables can be supported by legs.*

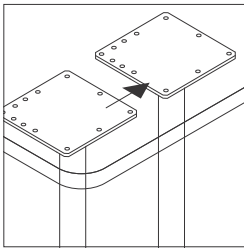
▶ Page 228



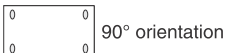
### Reinforcing channels

are available to support tables that are wider than 60"W and supported by legs. When installed, the channels add 1" below the table. Channels are available as an option on larger tables and are field installed. Select the reinforcing channel option if the table will be supported by legs. Channels are not required if the table is 96" or smaller and will be supported by T- or X-bases. Channels are required and are always included with tables 120" and larger.





**Underside of table** has inset locations that support slip-fit applications. Post legs are positioned in 45° orientation only.  
 ▶ See *Table Leg Positions*, page 230.



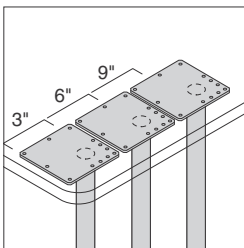
90° orientation



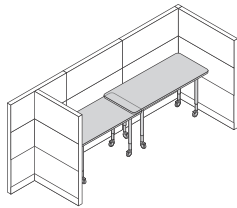
45° orientation

**Legs installed in a 90° orientation** allow for greater storage and kneespace below the table.

**45° leg orientation** is a preferred aesthetic for many customers.

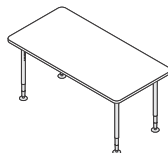
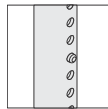


**Legs may be installed inset** from the edge of the table to accommodate slip-fit planning. Amount of available space (3", 6", or 9") is measured from the edge of the table to the edge of the leg. Amount of slip-fit varies by table shape and size.  
 ▶ See *Table Leg Positions*, page 230.

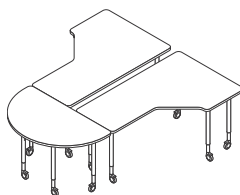


**Slip-fit planning** allows workstation footprint to expand or decrease, and is ideal for off-module applications.

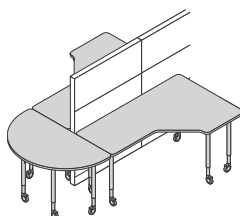
**Alignment tab** corresponds to under worksurface alignment slots in tables. Alignment features ensure legs are installed in the proper 45° or 90° orientation and slip-fit position.



**Adjustable-height legs** adjust 25½"H to 31½"H in ¾" increments.



**Spanner table** enables conferencing at the end of two tables that are placed back-to-back.



**52"W or 64"W spanners** should be used when tables are separated by a panel. These widths are designed to create a 4" gap.

**Surface Materials**

**High-Pressure Laminate Tables**

- Laminate
- ▶ See *Surface Materials Reference Manual*.
- Open Line laminate (option)
- A program including non-Steelcase laminates which are suitable for use on Steelcase products.
- ▶ See *Surface Materials Reference Manual*.

**3 mm profile**

- Plastic

**Wood Veneer Tables**

- Wood veneer (standard)
- Customiz stain (option)
- Full-fill finish (option)

**Square (3 mm) edge profile**

- Wood veneer to match table

**Adjustable height legs, post, and post with caster**

- Paint

**Post leg caster**

- Black plastic

**Application Topics**

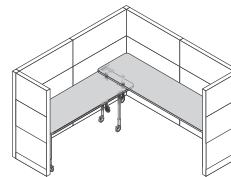
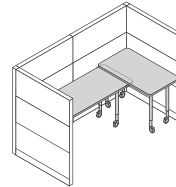
**Table and Leg Combinations**

▶ Page 229

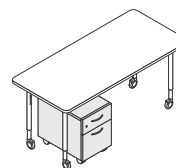
**Table Leg Positions**

▶ Page 230

**Table Fit in Panel Environments:**



**Dimensions on straight tables** are ¼" less than nominal dimension. This allows for an easy fit of freestanding tables in panel-wrapped environments and allows tables to move in and out of the area with ease.



**Mobile pedestals** up to 27"H will fit under 28½"H tables without reinforcing channels.

**Tables with reinforcing channel** will reduce the available space by 1".

**Table and Base Combinations**

▶ Page 228

**Table Leg Positions**

▶ Page 230

**Wiring and Cabling Accessories**

▶ Page 498

**Shipping**

**Palletizing** streamlines unloading and staging of worksurfaces. Identical worksurfaces ordered on the same line item are packed on pallets containing 5-50 worksurfaces depending on worksurface size. Remaining worksurfaces are packed individually in cartons. If palletizing is not desired, order in quantities of four or less per line item. For maximum unload efficiency, utilize pallet handling equipment at job site whenever possible. Wood veneer worksurfaces cannot be palletized.

**Hex conference tables 150"W or larger** are shipped in two pieces. Tight-joint fasteners are supplied for proper assembly.

# Bases for Universal Tables

## Pedestal-base tables

fill a variety of needs for conference and work tables in general offices, institutions, and educational work spaces. Tables and bases are ordered separately.

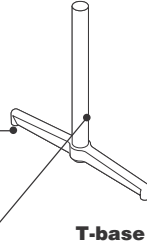
► Specifying, page 247

### Adjustable leveling glides

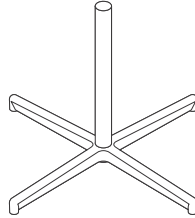
allow tables to remain level when installed on uneven floors.

### Column support

includes a cylindrical steel column and a base with feet.

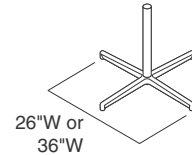
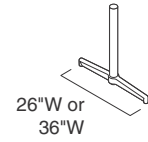


T-base



X-base

## Product Details



**Bases** are available 26"W and 36"W and are 27<sup>9</sup>/<sub>16</sub>"H.

## Surface Materials

### Column support

- Paint (standard)
- 9201 Polished Chrome (option)

### Base

- Paint (standard)
- 8046 Polished Aluminum (option)

*Tip: When specifying matching polished base and column, select 9201 for column and 8046 for base finish.*

## Application Topics

### Table and Base Combinations

► Page 228

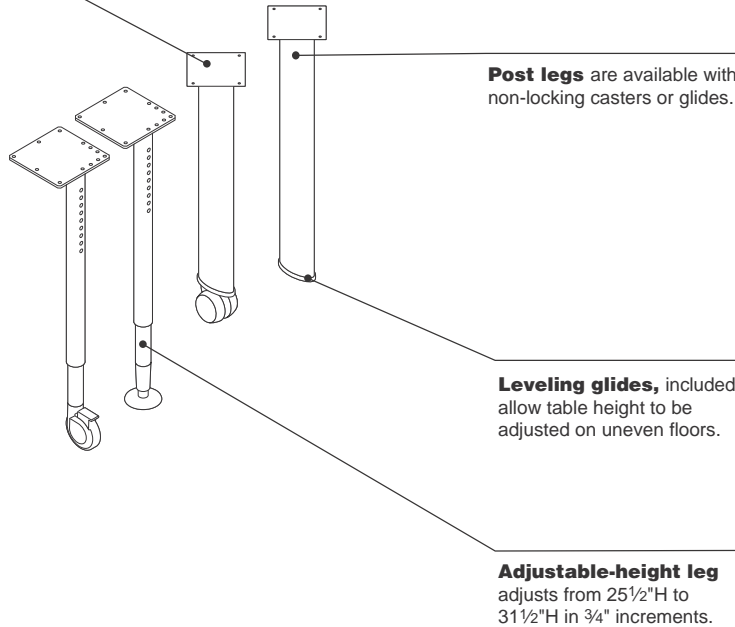
## Shipping

**Bases** are shipped knocked down (K.D.) and will require assembly.

# Legs for Universal Tables

**Legs** attach to a table to make it freestanding.  
 ▶ Specifying, page 248

**Alignment tab** helps installers locate proper leg position under the table.

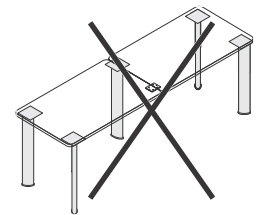


## Product Details

**Legs** support tables at 28½"H overall, including table thickness.

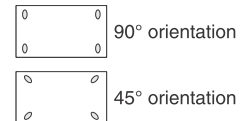
**Table legs** are ordered separately and installed on site.  
 ▶ See *Table and Leg Combinations*, page 229.

**Table legs** are non-handed to accommodate left- and right-hand applications.



**Table legs** cannot be used in a shared application with two tables. Radius corners do not provide enough attachment space for leg plate. When a shared leg application is required, order Universal Systems Worksurfaces.

**Single post legs** can only be installed in a 45° orientation.  
 ▶ See *Table Leg Positions*, page 230.



























**Legs installed in a 90° orientation** allow for greater storage and kneespace below the worksurface.

## Actual Dimensions

	Adjustable-height leg	Post leg
Height* (standard)	25½"–31½"	28½"
Glide range, for legs equipped with glides	¾"	5/8"

\*Height dimensions include the thickness of a table.

# Table and Base Combinations

	26"W T-Base 	36"W T-Base 	26"W X-Base 	36"W X-Base 
<b>Straight Tables</b>				
24"D x 36"W			 1	
30"D x 36"W-42"W				 1
30"D x 48"W-78"W	 2			
<b>Capsule Tables</b>				
24"D x 48"W			 2	
30"D x 60"W	 2			
36"D x 72"W				
42"D x 84"W		 2		
48"D x 96"W				
<b>Round Tables</b>				
30" diameter			 1	
36" diameter				
42" diameter				 1
48" diameter				
54" diameter				
<b>Square Tables</b>				
30"D x 30"W			 1	
36"D x 36"W				 1
42"D x 42"W				
48"D x 48"W		 2		
54"D x 54"W				
<b>Rectangle Tables</b>				
36"D x 60"W	 2			
36"D x 66"W				
36"D x 72"W				
42"D x 84"W		 2		
48"D x 96"W				
<b>Oval Tables</b>				
30"D x 42"W			 1	
36"D x 48"W				 1
30"D x 60"W	 2			
36"D x 72"W				
42"D x 78"W				
48"D x 96"W		 2		
<b>Hex Conference Tables</b>				
36"D x 60"W	 2			
36"D x 66"W				
36"D x 72"W				
42"D x 96"W		 2		
48"D x 120"W				
48"D x 150"W		 3		
48"D x 180"W				

1 = Number of bases to order.  
Blank spaces in matrix designate table and base combinations that are not valid.

# Table and Leg Combinations

**Adjustable-Height Leg or Post Leg**



Straight Tables	④
Round Tables	④
Square Tables	④
Rectangle Tables	④
Spanner Tables	④
Capsule Tables	④
Peninsula Tables	④
Tapered Peninsula Tables	④
Oval Tables, up to 36"D x 72"W	④

*Tip: Oval tables 21"D x 42"W and 30"D x 42"W may only use legs with glides. Legs with casters may not be used on these table sizes.*

*Tip: Oval tables 42"D x 72"W and larger, can only be supported with T-bases.*

① = Number of legs to order.  
Blank spaces in matrix designate table and leg combinations that are not valid.

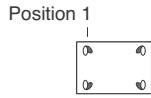
# Table Leg Positions

For Use with Adjustable-Height Leg or Post Leg

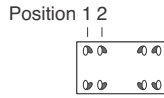
**Table leg positions** allow for slip-fit and nesting capabilities. Both 45° and 90° angled leg positions are available on most tables. However, certain tables accommodate either 45° or 90° angled positions only. Leg positions on the underside of tables are shown at right.

**Legs installed in positions 1, 2, or 3** will vary in their distance from the worksurface edge:

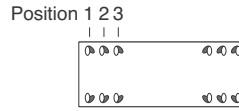
**Position 1** is 3" from edge  
**Position 2** is 6" from edge  
**Position 3** is 9" from edge  
*Tip: Positions 2 and 3 are not available on every table.*



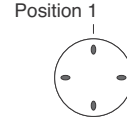
**Straight Table**  
24"D x 30"W



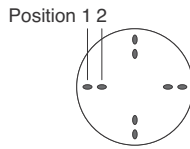
**Straight Table**  
24"D x 36"W  
24"D x 42"W  
30"D x 36"W  
30"D x 42"W



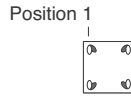
**Straight Table**  
24"D x 48"W 30"D x 48"W  
24"D x 54"W 30"D x 54"W  
24"D x 60"W 30"D x 60"W  
24"D x 66"W 30"D x 66"W  
24"D x 72"W 30"D x 72"W  
24"D x 78"W 30"D x 78"W



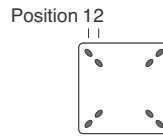
**Round Table**  
30" Diameter  
36" Diameter  
42" Diameter  
48" Diameter



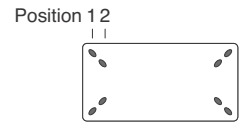
**Round Table**  
54" Diameter



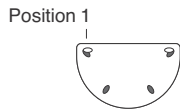
**Square Table**  
24"D x 24"W  
30"D x 30"W



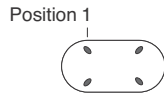
**Square Table**  
36"D x 36"W  
42"D x 42"W  
48"D x 48"W  
54"D x 54"W



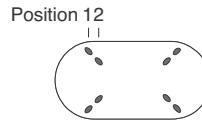
**Rectangle Table**



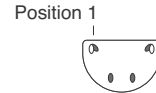
**Spanner Table**



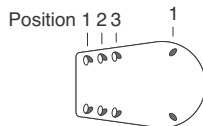
**Capsule Table**  
24"D x 48"W  
30"D x 60"W



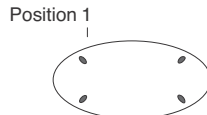
**Capsule Table**  
36"D x 72"W  
42"D x 84"W  
48"D x 96"W



**Peninsula Table**



**Tapered Peninsula Table**



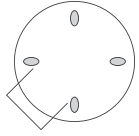
**Oval Table**  
21"D x 42"W 30"D x 60"W  
30"D x 42"W 36"D x 72"W  
36"D x 48"W

**Legend**

- ⊕ = Both 45° and 90°
- ⊙ = Either 45° or 90°

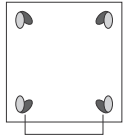


# Universal Leg Clearance Dimensions



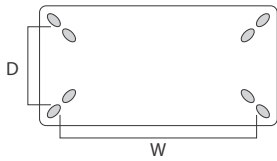
## Round Worksurfaces

Description	Style Number	Hole Position 1		Hole Position 2	
		Adjustable Height Leg	Post Leg	Adjustable Height Leg	Post Leg
30"	<b>BFR30</b>	14.045"	12.683"	N.A.	N.A.
36"	<b>BFR36</b>	18.288"	16.926"	N.A.	N.A.
42"	<b>BFR42</b>	22.531"	21.169"	N.A.	N.A.
48"	<b>BFR48</b>	26.773"	25.412"	N.A.	N.A.
54"	<b>BFR54</b>	31.046"	29.654"	26.773"	25.751"



## Square Worksurfaces

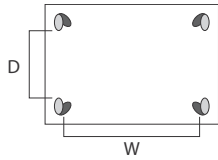
Description	Style Number	Hole Position 1		Hole Position 2	
		Adjustable Height Leg	Post Leg	Adjustable Height Leg	Post Leg
30"	<b>BFRQ30</b>	20.500"	20.455"	18.906"	17.542"
36"	<b>BFRQ36</b>	25.068"	23.706"	20.821"	19.464"
42"	<b>BFRQ42</b>	37.068"	29.706"	26.821"	25.464"
48"	<b>BFRQ48</b>	37.068"	35.684"	32.826"	31.441"
54"	<b>BFRQ54</b>	43.068"	41.684"	38.826"	37.441"



## Rectangle Worksurfaces

Description	Style Number	Hole Position 1				Hole Position 2			
		Adjustable Height Leg		Post Leg		Adjustable Height Leg		Post Leg	
		D	W	D	W	D	W	D	W
30" x 60"	<b>BFRR3660</b>	25.068"	49.068"	23.684"	47.684"	20.821"	44.826"	19.441"	43.441"
36" x 66"	<b>BFRR3666</b>	25.068"	55.068"	23.684"	53.684"	20.821"	50.826"	19.441"	49.441"
42" x 72"	<b>BFRR3672</b>	25.068"	61.068"	23.684"	59.684"	20.821"	56.826"	19.441"	55.441"
48" x 84"	<b>BFRR4284</b>	32.568"	73.068"	29.684"	71.684"	26.821"	68.826"	25.441"	67.441"
54" x 96"	<b>BFRR4896</b>	37.068"	85.068"	35.684"	83.684"	32.826"	80.826"	31.441"	79.441"

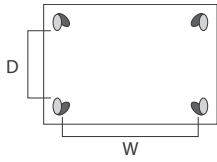




**Straight Worksurfaces (45° Slot)**

Description	Style Number	Hole Position 1		Hole Position 2		Hole Position 3	
		Adjustable Height Leg D	W	Adjustable Height Leg D	W	Adjustable Height Leg D	W
24" x 29¾"	<b>BFS2430</b>	14.915"	18.656"	N.A.	N.A.	N.A.	N.A.
24" x 35¾"	<b>BFS2436</b>	14.915"	24.656"	14.915"	18.256"	N.A.	N.A.
24" x 41¾"	<b>BFS2442</b>	14.915"	30.656"	14.915"	24.256"	N.A.	N.A.
24" x 47¾"	<b>BFS2448</b>	14.915"	36.656"	14.915"	30.256"	14.915"	23.856"
24" x 53¾"	<b>BFS2454</b>	14.915"	42.656"	14.915"	36.256"	14.915"	29.856"
24" x 59¾"	<b>BFS2460</b>	14.915"	48.656"	14.915"	42.256"	14.915"	35.856"
24" x 65¾"	<b>BFS2466</b>	14.915"	54.656"	14.915"	48.256"	14.915"	41.856"
24" x 71¾"	<b>BFS2472</b>	14.915"	60.656"	14.915"	54.256"	14.915"	47.856"
24" x 77¾"	<b>BFS2478</b>	14.915"	66.656"	14.915"	60.256"	14.915"	53.856"
30" x 35¾"	<b>BFS3036</b>	20.915"	24.656"	20.915"	18.256"	N.A.	N.A.
30" x 41¾"	<b>BFS3042</b>	20.915"	30.656"	20.915"	24.256"	N.A.	N.A.
30" x 47¾"	<b>BFS3048</b>	20.915"	36.656"	20.915"	30.256"	20.915"	23.856"
30" x 53¾"	<b>BFS3054</b>	20.915"	42.656"	20.915"	36.256"	20.915"	29.856"
30" x 59¾"	<b>BFS3060</b>	20.915"	48.656"	20.915"	42.256"	20.915"	35.856"
30" x 65¾"	<b>BFS3066</b>	20.915"	54.656"	20.915"	48.256"	20.915"	41.856"
30" x 71¾"	<b>BFS3072</b>	20.915"	60.656"	20.915"	54.256"	20.915"	47.856"
30" x 77¾"	<b>BFS3078</b>	20.915"	66.656"	20.915"	60.256"	20.915"	53.856"

Universal Leg Clearance Dimensions, continued

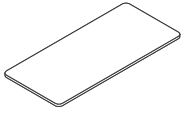


Straight Worksurfaces (90° Slot)							
Description	Style Number	Hole Position 1		Hole Position 2		Hole Position 3	
		Adjustable Height Leg D	W	Adjustable Height Leg D	W	Adjustable Height Leg D	W
24" x 29¾"	<b>BFS2430</b>	14.255"	20.250"	N.A.	N.A.	N.A.	N.A.
24" x 35¾"	<b>BFS2436</b>	14.255"	26.250"	14.255"	19.850"	N.A.	N.A.
24" x 41¾"	<b>BFS2442</b>	14.255"	32.250"	14.255"	25.850"	N.A.	N.A.
24" x 47¾"	<b>BFS2448</b>	14.255"	38.250"	14.255"	31.850"	14.255"	25.450"
24" x 53¾"	<b>BFS2454</b>	14.255"	44.250"	14.255"	37.850"	14.255"	31.450"
24" x 59¾"	<b>BFS2460</b>	14.255"	50.250"	14.255"	43.850"	14.255"	37.450"
24" x 65¾"	<b>BFS2466</b>	14.255"	56.250"	14.255"	49.850"	14.255"	43.450"
24" x 71¾"	<b>BFS2472</b>	14.255"	62.250"	14.255"	55.850"	14.255"	49.450"
24" x 77¾"	<b>BFS2478</b>	14.255"	68.250"	14.255"	61.850"	14.255"	55.450"
30" x 35¾"	<b>BFS3036</b>	20.255"	26.250"	20.255"	19.850"	N.A.	N.A.
30" x 41¾"	<b>BFS3042</b>	20.255"	32.250"	20.255"	25.850"	N.A.	N.A.
30" x 47¾"	<b>BFS3048</b>	20.255"	38.250"	20.255"	31.850"	20.255"	25.450"
30" x 53¾"	<b>BFS3054</b>	20.255"	44.250"	20.255"	37.850"	20.255"	31.450"
30" x 59¾"	<b>BFS3060</b>	20.255"	50.250"	20.255"	43.850"	20.255"	37.450"
30" x 65¾"	<b>BFS3066</b>	20.255"	56.250"	20.255"	49.850"	20.255"	43.450"
30" x 71¾"	<b>BFS3072</b>	20.255"	62.250"	20.255"	55.850"	20.255"	49.450"
30" x 77¾"	<b>BFS3078</b>	20.255"	68.250"	20.255"	61.850"	20.255"	55.450"



# Straight Tables

High-Pressure Laminate or Wood Veneer



Standard Includes	Required to Specify
<ul style="list-style-type: none"> <li>▶ Need help? Product details, page 224</li> <li>• Table: High-Pressure Laminate price group 1 or wood group 1 veneer</li> <li>• Laminate table: plastic 3 mm edge profile on all sides</li> <li>• Wood table: wood square 3 mm edge profile on all sides</li> </ul>	<ul style="list-style-type: none"> <li>1 Style number with appropriate edge profile suffix                             <ul style="list-style-type: none"> <li>▶ <b>SW</b> Wood with square edge</li> <li>▶ See edge profiles at right.</li> </ul> </li> <li>2 High-Pressure Laminate or wood color number for table</li> <li>3 Plastic color number for edge on laminate table, if selected</li> <li>4 Options, if selected (see below)</li> <li>▶ See <i>Surface Materials</i>, page 250.</li> </ul>

**For wood and laminate group 2 and 3 pricing, please refer to the electronic catalog or SmartTools.**

Options	U.S. Price	Required to Specify
<p><b>Surface Materials</b></p> <p><b>High-Pressure Laminate tables</b></p> <ul style="list-style-type: none"> <li>• Laminate price group 2 See information at left</li> <li>• Laminate price group 3 See information at left +\$102</li> <li>• Open Line laminate plus cost of laminate</li> </ul> <hr/> <p><b>Wood veneer tables</b></p> <ul style="list-style-type: none"> <li>• Wood group 2 See information at left</li> <li>• Wood group 3 See information at left</li> <li>• Customiz stain No cost</li> <li>• Full-fill finish on wood group 1 Prices at right</li> </ul>		<ul style="list-style-type: none"> <li>Specify laminate color number.</li> <li>Specify laminate color number.</li> <li>▶ See <i>Surface Materials Reference Manual</i>.</li> </ul> <hr/> <ul style="list-style-type: none"> <li>Specify wood color number.</li> <li>Specify wood color number.</li> <li>Specify <i>with Customiz stain</i>.</li> <li>▶ See <i>Surface Materials Reference Manual</i>.</li> <li>Specify full-fill finish number.</li> </ul>
<p><b>Reinforcing Channel</b></p> <ul style="list-style-type: none"> <li>• Reinforcing channel (available on 66"W and wider tables)</li> </ul>	No cost	Specify <i>with reinforcing channel</i> .
<p><b>Related Products</b></p> <ul style="list-style-type: none"> <li>• Bases for Universal Tables</li> <li>• Legs for Universal Tables</li> <li>• Worksurface power and communication components</li> </ul>		<ul style="list-style-type: none"> <li>▶ Page 247</li> <li>▶ Page 248</li> <li>▶ Page 495</li> </ul>

*Tip: Select the reinforcing channel option if the table will be supported by legs. Channels are not required if the table will be supported by T- or X-bases.*

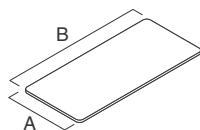
*Tip: Bases and legs to support Universal Tables must be specified separately.*

*Tip: For base and leg support guidelines, ▶ See Table and Base Combinations, page 228 and Table and Leg Combinations, page 229.*





**For Canadian Pricing**  
 Multiply U.S. Price by the Canadian price factor.  
 ▶ See page 1 for details.

Tip: To specify 3 mm edge profile, no suffix is required. For other edge profiles, add suffix to the style number. (For example, **BFS2430** becomes **BFS2430SW** for wood square edge profile.)



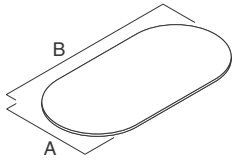
**Specification Information**

• Dimensions A B		• Style Number	U.S. Base Prices		• Option (Add \$ to Base Price)
			High-Pressure Laminate	Wood	
					
			• Plastic 3 mm Edge	• Wood Square Edge	
			• No Suffix	• Suffix SW	• Full-Fill Finish on Wood Group 1
24"	29 <sup>3</sup> / <sub>4</sub> "	<b>BFS2430</b>	\$361	\$1151	+\$55
24"	35 <sup>3</sup> / <sub>4</sub> "	<b>BFS2436</b>	\$385	\$1185	+\$56
24"	41 <sup>3</sup> / <sub>4</sub> "	<b>BFS2442</b>	\$415	\$1316	+\$62
24"	47 <sup>3</sup> / <sub>4</sub> "	<b>BFS2448</b>	\$491	\$1426	+\$63
24"	53 <sup>3</sup> / <sub>4</sub> "	<b>BFS2454</b>	\$528	\$1472	+\$66
24"	59 <sup>3</sup> / <sub>4</sub> "	<b>BFS2460</b>	\$567	\$1619	+\$73
24"	65 <sup>3</sup> / <sub>4</sub> "	<b>BFS2466</b>	\$623	\$1707	+\$75
24"	71 <sup>3</sup> / <sub>4</sub> "	<b>BFS2472</b>	\$704	\$1813	+\$77
24"	77 <sup>3</sup> / <sub>4</sub> "	<b>BFS2478</b>	\$768	\$1908	+\$78
30"	35 <sup>3</sup> / <sub>4</sub> "	<b>BFS3036</b>	\$532	\$1393	+\$59
30"	41 <sup>3</sup> / <sub>4</sub> "	<b>BFS3042</b>	\$576	\$1530	+\$63
30"	47 <sup>3</sup> / <sub>4</sub> "	<b>BFS3048</b>	\$637	\$1627	+\$66
30"	53 <sup>3</sup> / <sub>4</sub> "	<b>BFS3054</b>	\$682	\$1696	+\$69
30"	59 <sup>3</sup> / <sub>4</sub> "	<b>BFS3060</b>	\$734	\$1846	+\$75
30"	65 <sup>3</sup> / <sub>4</sub> "	<b>BFS3066</b>	\$790	\$1939	+\$77
30"	71 <sup>3</sup> / <sub>4</sub> "	<b>BFS3072</b>	\$856	\$2037	+\$78
30"	77 <sup>3</sup> / <sub>4</sub> "	<b>BFS3078</b>	\$929	\$2133	+\$81
:	:	:	:	:	:

 **For Canadian Pricing**  
 Multiply U.S. Price by the Canadian price factor.  
 ▶ See page 1 for details.

# Capsule Tables

High-Pressure Laminate or Wood Veneer



▶ Need help? Product details, page 224

### Standard Includes

- Tables: High-Pressure Laminate price group 1 or wood group 1 veneer
- Laminate table: plastic 3 mm edge profile on all sides
- Wood table: wood square 3 mm edge profile on all sides

### Required to Specify

- 1 Style number with appropriate edge profile suffix  
**SW** Wood with square edge  
▶ See edge profiles below.
- 2 High-Pressure Laminate or wood color number for table
- 3 Plastic color number for edge on laminate table, if selected
- 4 Options, if selected (see below)  
▶ See *Surface Materials*, page 250.

**For wood and laminate group 2 and 3 pricing, please refer to the electronic catalog or SmartTools.**

*Tip: Select the reinforcing channel option if the table will be supported by legs. Channels are not required if the table will be supported by T- or X-bases.*

*Tip: Bases and legs to support Universal Tables must be specified separately.*

*Tip: For base and leg support guidelines, ▶ See Table and Base Combinations, page 228 and Table and Leg Combinations, page 229.*

Options	U.S. Price	Required to Specify
<b>Surface Materials</b>	<b>High-Pressure Laminate tables</b>	
• Laminate price group 2	See information at left	Specify laminate color number.
• Laminate price group 3	See information at left	Specify laminate color number.
• Open Line laminate	+\$102 plus cost of laminate	▶ See <i>Surface Materials Reference Manual</i> .
	<b>Wood veneer tables</b>	
• Wood group 2	See information at left	Specify wood color number.
• Wood group 3	See information at left	Specify wood color number.
• Customiz stain	No cost	Specify with <i>Customiz stain</i> .
• Full-fill finish on wood group 1	Prices below	▶ See <i>Surface Materials Reference Manual</i> . Specify full-fill finish number.
<b>Reinforcing Channel</b>	• Reinforcing channel (available on 66"W and wider tables)	No cost Specify with <i>reinforcing channel</i> .
<b>Related Products</b>	• Bases for Universal Tables • Legs for Universal Tables • Worksurface power and communication components	▶ Page 247 ▶ Page 248 ▶ Page 495

### Specification Information

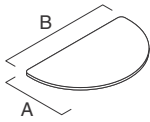
• Dimensions A B	• Style Number	U.S. Base Prices		• Option (Add \$ to Base Price)
		High-Pressure Laminate	Wood	
				
		• Plastic 3 mm Edge	• Wood Square Edge	
		No Suffix	Suffix SW	Full-Fill Finish on Wood Group 1
24" 48"	<b>BFK2448</b>	\$ 840	N.A.	N.A.
30" 60"	<b>BFK3060</b>	\$ 943	N.A.	N.A.
36" 72"	<b>BFK3672</b>	\$1129	\$3211	+\$134
42" 84"	<b>BFK4284</b>	\$1704	\$3560	+\$141
48" 96"	<b>BFK4896</b>	\$2018	\$3908	+\$145



**For Canadian Pricing**  
Multiply U.S. Price by the Canadian price factor.  
▶ See page 1 for details.

# Spanner Tables

High-Pressure Laminate or Wood Veneer



Standard Includes	Required to Specify
<ul style="list-style-type: none"> <li>▶ Need help? Product details, page 224</li> <li>• Table: High-Pressure Laminate price group 1 or wood group 1 veneer</li> <li>• Laminate table: plastic 3 mm edge profile on all sides</li> <li>• Wood table: wood square 3 mm edge profile on all sides</li> </ul>	<ol style="list-style-type: none"> <li>1 Style number with appropriate edge profile suffix</li> <li>2 High-Pressure Laminate or wood color number for table</li> <li>3 Plastic color number for edge on laminate table, if selected</li> <li>4 Options, if selected (see below)</li> </ol> <p>▶ See <i>Surface Materials</i>, page 250.</p>

**For wood and laminate group 2 and 3 pricing, please refer to the electronic catalog or SmartTools.**

Options	U.S. Price	Required to Specify
<b>Surface Materials</b> <b>High-Pressure Laminate tables</b> <ul style="list-style-type: none"> <li>• Laminate price group 2</li> <li>• Laminate price group 3</li> <li>• Open Line laminate</li> </ul>	See information at left See information at left +\$102 plus cost of laminate	Specify laminate color number. Specify laminate color number. ▶ See <i>Surface Materials Reference Manual</i> .
<b>Wood veneer tables</b> <ul style="list-style-type: none"> <li>• Wood group 2</li> <li>• Wood group 3</li> <li>• Customiz stain</li> </ul>	See information at left See information at left No cost	Specify wood color number. Specify wood color number. Specify <i>with Customiz stain</i> . ▶ See <i>Surface Materials Reference Manual</i> . Specify full-fill finish number.
<ul style="list-style-type: none"> <li>• Full-fill finish on wood group 1</li> </ul>	Prices below	

Related Products	Options	U.S. Price	Required to Specify
	<ul style="list-style-type: none"> <li>• Legs for Universal Tables</li> <li>• Worksurface power and communication components</li> </ul>		▶ Page 248 ▶ Page 495

*Tip: Legs to support Universal Tables must be specified separately.*

*Tip: For leg and support guidelines, ▶ See Table and Leg Combinations, page 229.*

## Specification Information

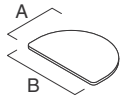
Dimensions A B		Style Number	U.S. Base Prices		Option (Add \$ to Base Price)
			High-Pressure Laminate Plastic 3 mm Edge No Suffix	Wood Square Edge Suffix SW	
30"	48"	<b>BFSP48</b>	\$737	\$1832	+\$88
30"	52"	<b>BFSP52</b>	\$785	\$1832	+\$96
36"	60"	<b>BFSP60</b>	\$824	\$2269	+\$97
36"	64"	<b>BFSP64</b>	\$868	\$2270	+\$98

*Tip: To specify 3 mm edge profile, no suffix is required. For other edge profiles, add suffix to the style number. (For example, **BFSP48** becomes **BFSP48SW** for wood square edge profile.)*

**For Canadian Pricing**  
 Multiply U.S. Price by the Canadian price factor.  
 ▶ See page 1 for details.

# Peninsula Table

High-Pressure Laminate or Wood Veneer



Standard Includes	Required to Specify
<ul style="list-style-type: none"> <li>▶ Need help? Product details, page 224</li> <li>• Tables: High-Pressure Laminate price group 1 or wood group 1 veneer</li> <li>• Laminate table: plastic 3 mm edge profile on all sides</li> <li>• Wood table: wood square 3 mm edge profile on all sides</li> </ul>	<ol style="list-style-type: none"> <li>1 Style number with appropriate edge profile suffix                             <ul style="list-style-type: none"> <li><b>SW</b> Wood with square edge</li> </ul> </li> <li>▶ See edge profiles below.</li> <li>2 High-Pressure Laminate or wood color number for table</li> <li>3 Plastic color number for edge on laminate table, if selected</li> <li>4 Options, if selected (see below)</li> <li>▶ See <i>Surface Materials</i>, page 250.</li> </ol>

**For wood and laminate group 2 and 3 pricing, please refer to the electronic catalog or SmartTools.**

Options	U.S. Price	Required to Specify
<b>Surface Materials</b> <ul style="list-style-type: none"> <li>• <b>High-Pressure Laminate tables</b> <ul style="list-style-type: none"> <li>• Laminate price group 2</li> <li>• Laminate price group 3</li> <li>• Open Line laminate</li> </ul> </li> <li>• <b>Wood veneer tables</b> <ul style="list-style-type: none"> <li>• Wood group 2</li> <li>• Wood group 3</li> <li>• Customiz stain</li> </ul> </li> <li>• Full-fill finish on wood group 1</li> </ul>	<ul style="list-style-type: none"> <li>• See information at left</li> <li>• See information at left +\$102 plus cost of laminate</li> <li>• See information at left</li> <li>• See information at left No cost</li> <li>• Prices below</li> </ul>	<ul style="list-style-type: none"> <li>• Specify laminate color number.</li> <li>• Specify laminate color number.</li> <li>▶ See <i>Surface Materials Reference Manual</i>.</li> <li>• Specify wood color number.</li> <li>• Specify wood color number.</li> <li>• Specify <i>with Customiz stain</i>.</li> <li>▶ See <i>Surface Materials Reference Manual</i>.</li> <li>• Specify full-fill finish number.</li> </ul>
<b>Related Products</b> <ul style="list-style-type: none"> <li>• Legs for Universal Tables</li> </ul>		▶ Page 248

*Tip: Legs to support Universal Tables must be specified separately.*

*Tip: For leg and support guidelines, ▶ See Table and Leg Combinations, page 229.*

Specification Information				
		U.S. Base Prices		
		High-Pressure Laminate	Wood	
Dimensions A B	Style Number	Plastic 3 mm Edge	Wood Square Edge	Option (Add \$ to Base Price)
		No Suffix	Suffix SW	Full-Fill Finish on Wood Group 1
27" 36"	<b>BFP2736</b>	\$719	\$1707	+\$86
.....	.....	.....	.....	.....

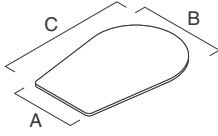
*Tip: To specify 3 mm edge profile, no suffix is required. For other edge profiles, add suffix to the style number. (For example, **BFSP48** becomes **BFSP48SW** for wood square edge profile.)*

**For Canadian Pricing**  
 Multiply U.S. Price by the Canadian price factor.  
 ▶ See page 1 for details.



# Tapered Peninsula Tables

High-Pressure Laminate or Wood Veneer



Standard Includes	Required to Specify
<ul style="list-style-type: none"> <li>▶ Need help? Product details, page 224</li> <li>• Table: High-Pressure Laminate price group 1 or wood group 1 veneer</li> <li>• Laminate table: plastic 3 mm edge profile on all sides</li> <li>• Wood table: wood square 3 mm edge profile on all sides</li> </ul>	<ol style="list-style-type: none"> <li>1 Style number with appropriate edge profile suffix</li> <li>2 High-Pressure Laminate or wood color number for table</li> <li>3 Plastic color number for edge on laminate table, if selected</li> <li>4 Options, if selected (see below)</li> </ol> <p>▶ See <i>Surface Materials</i>, page 250.</p>

**For wood and laminate group 2 and 3 pricing, please refer to the electronic catalog or SmartTools.**



Options	U.S. Price	Required to Specify
<b>Surface Materials</b> <b>High-Pressure Laminate tables</b> <ul style="list-style-type: none"> <li>• Laminate price group 2</li> <li>• Laminate price group 3</li> <li>• Open Line laminate</li> </ul>	See information at left See information at left +\$102 plus cost of laminate	Specify laminate color number. Specify laminate color number. ▶ See <i>Surface Materials Reference Manual</i> .
<b>Wood veneer tables</b> <ul style="list-style-type: none"> <li>• Wood group 2</li> <li>• Wood group 3</li> <li>• Customiz stain</li> </ul>	See information at left See information at left No cost	Specify wood color number. Specify wood color number. Specify <i>with Customiz stain</i> . ▶ See <i>Surface Materials Reference Manual</i> . Specify full-fill finish number.
<ul style="list-style-type: none"> <li>• Full-fill finish on wood group 1</li> </ul>	Prices below	

*Tip: Legs to support Universal Tables must be specified separately.*

*Tip: For leg and support guidelines, ▶ See Table and Leg Combinations, page 229.*

Related Products		
<ul style="list-style-type: none"> <li>• Legs for Universal Tables</li> <li>• Worksurface power and communication components</li> </ul>		▶ Page 248 ▶ Page 495

## Specification Information

		U.S. Base Prices			
		High-Pressure Laminate	Wood		
					
Dimensions	Style Number	Plastic 3 mm Edge	Wood Square Edge	Option	(Add \$ to Base Price)
		No Suffix	Suffix SW	Full-Fill Finish on Wood Group 1	
27" 32" 48"	<b>BFTP48</b>	\$1005	\$2308		+\$78
33" 40" 60"	<b>BFTP60</b>	\$1026	\$2397		+\$85

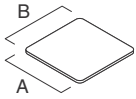
*Tip: To specify 3 mm edge profile, no suffix is required. For other edge profiles, add suffix to the style number. (For example, **BFSP48** becomes **BFSP48SW** for wood square edge profile.)*

 **For Canadian Pricing**  
 Multiply U.S. Price by the Canadian price factor.  
 ▶ See page 1 for details.



# Square Tables

## High-Pressure Laminate or Wood Veneer



Standard Includes	Required to Specify
<ul style="list-style-type: none"> <li>▶ Need help? Product details, page 224</li> <li>• Table: High-Pressure Laminate price group 1 or wood group 1 veneer</li> <li>• Laminate table: plastic 3 mm edge profile on all sides</li> <li>• Wood table: wood square 3 mm edge profile on all sides</li> </ul>	<ol style="list-style-type: none"> <li>1 Style number with appropriate edge profile suffix</li> <li>2 High-Pressure Laminate or wood color number for table</li> <li>3 Plastic color number for edge on laminate table, if selected</li> <li>4 Options, if selected (see below)</li> </ol> <p>▶ See <i>Surface Materials</i>, page 250.</p>

**For wood and laminate group 2 and 3 pricing, please refer to the electronic catalog or SmartTools.**

Options	U.S. Price	Required to Specify
<b>Surface Materials</b> <b>High-Pressure Laminate tables</b> <ul style="list-style-type: none"> <li>• Laminate price group 2</li> <li>• Laminate price group 3</li> <li>• Open Line laminate</li> </ul>	See information at left See information at left +\$102 plus cost of laminate	Specify laminate color number. Specify laminate color number. ▶ See <i>Surface Materials Reference Manual</i> .
<b>Wood veneer tables</b> <ul style="list-style-type: none"> <li>• Wood group 2</li> <li>• Wood group 3</li> <li>• Customiz stain</li> </ul>	See information at left See information at left No cost	Specify wood color number. Specify wood color number. Specify with <i>Customiz stain</i> . ▶ See <i>Surface Materials Reference Manual</i> . Specify full-fill finish number.
<ul style="list-style-type: none"> <li>• Full-fill finish on wood group 1</li> </ul>	Prices below	

*Tip: Bases and legs to support Universal Tables must be specified separately.*

*Tip: For base and leg support guidelines, ▶ See Table and Base Combinations, page 228 and Table and Leg Combinations, page 229.*

*Tip: To specify 3 mm edge profile, no suffix is required. For other edge profiles, add suffix to the style number. (For example, **BFSP48** becomes **BFSP48SW** for wood square edge profile.)*

Related Products	U.S. Price	Required to Specify
<ul style="list-style-type: none"> <li>• Bases for Universal Tables</li> <li>• Legs for Universal Tables</li> <li>• Worksurface power and communication components</li> </ul>		▶ Page 247 ▶ Page 248 ▶ Page 495

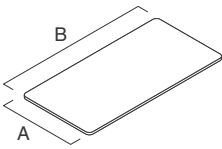
### Specification Information

Dimensions A B	Style Number	U.S. Base Prices		Option (Add \$ to Base Price)
		High-Pressure Laminate Plastic 3 mm Edge No Suffix	Wood Square Edge Suffix SW	
24"	24"	<b>BFRQ24</b>	\$ 340	N.A.
30"	30"	<b>BFRQ30</b>	\$ 500	\$1380 +\$56
36"	36"	<b>BFRQ36</b>	\$ 705	N.A.
42"	42"	<b>BFRQ42</b>	\$ 778	\$1879 +\$69
48"	48"	<b>BFRQ48</b>	\$ 855	\$2080 +\$77
54"	54"	<b>BFRQ54</b>	\$1026	\$2327 +\$81

**For Canadian Pricing**  
 Multiply U.S. Price by the Canadian price factor.  
 ▶ See page 1 for details.

# Rectangle Tables

High-Pressure Laminate or Wood Veneer



Standard Includes		Required to Specify
<ul style="list-style-type: none"> <li>▶ Need help? Product details, page 224</li> </ul>	<ul style="list-style-type: none"> <li>• Table: High-Pressure Laminate price group 1 or wood group 1 veneer</li> <li>• Laminate table: plastic 3 mm edge profile on all sides</li> <li>• Wood table: wood square 3 mm edge profile on all sides</li> </ul>	<ol style="list-style-type: none"> <li>1 Style number with appropriate edge profile suffix                             <ul style="list-style-type: none"> <li>• <b>SW</b> Wood with square edge</li> </ul> </li> <li>▶ See edge profiles below.</li> <li>2 High-Pressure Laminate or wood color number for table</li> <li>3 Plastic color number for edge on laminate table, if selected</li> <li>4 Options, if selected (see below)</li> <li>▶ See <i>Surface Materials</i>, page 250.</li> </ol>

**For wood and laminate group 2 and 3 pricing, please refer to the electronic catalog or SmartTools.**

Options	U.S. Price	Required to Specify
<b>Surface Materials</b> <ul style="list-style-type: none"> <li>• <b>High-Pressure Laminate tables</b></li> <li>• Laminate price group 2</li> <li>• Laminate price group 3</li> <li>• Open Line laminate</li> </ul>	<ul style="list-style-type: none"> <li>• See information at left</li> <li>• See information at left +\$102 plus cost of laminate</li> </ul>	<ul style="list-style-type: none"> <li>• Specify laminate color number.</li> <li>• Specify laminate color number.</li> <li>▶ See <i>Surface Materials Reference Manual</i>.</li> </ul>
<ul style="list-style-type: none"> <li>• <b>Wood veneer tables</b></li> <li>• Wood group 2</li> <li>• Wood group 3</li> <li>• Customiz stain</li> </ul>	<ul style="list-style-type: none"> <li>• See information at left</li> <li>• See information at left</li> <li>• No cost</li> </ul>	<ul style="list-style-type: none"> <li>• Specify wood color number.</li> <li>• Specify wood color number.</li> <li>• Specify <i>with Customiz stain</i>.</li> <li>▶ See <i>Surface Materials Reference Manual</i>.</li> <li>• Specify full-fill finish number.</li> </ul>
<ul style="list-style-type: none"> <li>• Full-fill finish on wood group 1</li> </ul>	<ul style="list-style-type: none"> <li>• Prices below</li> </ul>	
<b>Reinforcing Channel</b> <ul style="list-style-type: none"> <li>• Reinforcing channel (available on 66"W and wider tables)</li> </ul>	<ul style="list-style-type: none"> <li>• No cost</li> </ul>	<ul style="list-style-type: none"> <li>• Specify <i>with reinforcing channel</i>.</li> </ul>
<b>Related Products</b> <ul style="list-style-type: none"> <li>• Bases for Universal Tables</li> <li>• Legs for Universal Tables</li> <li>• Worksurface power and communication components</li> </ul>		<ul style="list-style-type: none"> <li>▶ Page 247</li> <li>▶ Page 248</li> <li>▶ Page 495</li> </ul>

*Tip: Select the reinforcing channel option if the table will be supported by legs. Channels are not required if the table will be supported by T- or X-bases.*

*Tip: Bases and legs to support Universal Tables must be specified separately.*

*Tip: For base and leg support guidelines, ▶ See Table and Base Combinations, page 228 and Table and Leg Combinations, page 229.*

*Tip: To specify 3 mm edge profile, no suffix is required. For other edge profiles, add suffix to the style number. (For example, **BFRR3672** becomes **BFRR3672SW** for wood square edge profile.)*

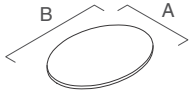
Specification Information		U.S. Base Prices		
Dimensions A B	Style Number	High-Pressure Laminate		Wood
		Plastic 3 mm Edge	Wood Square Edge	Option
		No Suffix	Suffix SW	(Add \$ to Base Price)
				Full-Fill Finish on Wood Group 1
36" 60"	<b>BFRR3660</b>	\$ 997	N.A.	N.A.
36" 66"	<b>BFRR3666</b>	\$1058	N.A.	N.A.
36" 72"	<b>BFRR3672</b>	\$1129	\$3315	+\$137
42" 84"	<b>BFRR4284</b>	\$1704	\$3571	+\$141
48" 96"	<b>BFRR4896</b>	\$2018	\$3668	+\$145



**For Canadian Pricing**  
 Multiply U.S. Price by the Canadian price factor.  
 ▶ See page 1 for details.

# Oval Tables

## High-Pressure Laminate



**For laminate group 2 and 3 pricing, please refer to the electronic catalog or SmartTools.**

*Tip: Bases and legs to support Universal Tables must be specified separately.*

*Tip: For base and leg support guidelines, see Table and Base Combinations, page 228 and Table and Leg Combinations, page 229.*

Standard Includes		Required to Specify
<ul style="list-style-type: none"> <li>Need help? Product details, page 224</li> </ul>	<ul style="list-style-type: none"> <li>Tables: High-Pressure Laminate price group 1</li> <li>Laminate table: plastic 3 mm edge profile on all sides</li> </ul>	<ol style="list-style-type: none"> <li>Style number</li> <li>High-Pressure Laminate color number for table</li> <li>Plastic color number for edge on laminate table</li> <li>Options, if selected (see below)</li> </ol>

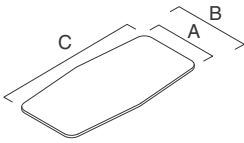
Options	U.S. Price	Required to Specify
<b>Surface Materials</b> <ul style="list-style-type: none"> <li>High-Pressure Laminate tables</li> <li>Laminate price group 2</li> <li>Laminate price group 3</li> <li>Open Line laminate</li> </ul>	<ul style="list-style-type: none"> <li>See information at left</li> <li>See information at left +\$102 plus cost of laminate</li> </ul>	<ul style="list-style-type: none"> <li>Specify laminate color number.</li> <li>Specify laminate color number.</li> </ul>
<b>Related Products</b> <ul style="list-style-type: none"> <li>Bases for Universal Tables</li> <li>Legs for Universal Tables</li> </ul>		<ul style="list-style-type: none"> <li>Page 247</li> <li>Page 248</li> </ul>

Specification Information			U.S. Base Price
			High-Pressure Laminate
Dimensions	Style Number	Plastic	
A B	Number	3 mm Edge	
21" 42"	<b>BEL2142</b>		\$ 752
30" 42"	<b>BEL3042</b>		\$ 820
36" 48"	<b>BEL3648</b>		\$ 900
30" 60"	<b>BEL3060</b>		\$1102
36" 72"	<b>BEL3672</b>		\$1129
42" 78"	<b>BEL4278</b>		\$1681
48" 96"	<b>BEL4896</b>		\$2018

**For Canadian Pricing**  
 Multiply U.S. Price by the Canadian price factor.  
 See page 1 for details.

# Hex Conference Tables

High-Pressure Laminate



Tip: Hex conference tables 150"W or larger are shipped in two pieces. Tight-joint fasteners are supplied for proper assembly.

For laminate group 2 and 3 pricing, please refer to the electronic catalog or SmartTools.

Tip: Bases to support Universal Tables must be specified separately.

Tip: For base support guidelines, see Table and Leg Combinations, page 229.

Standard Includes	Required to Specify
<ul style="list-style-type: none"> <li>▶ Need help? Product details, page 224</li> <li>• Tables: High-Pressure Laminate price group 1</li> <li>• Laminate table: plastic 3 mm edge profile on all sides</li> <li>• Reinforcing channels, for tables 120"W or wider</li> <li>• Tight-joint fasteners for tables 150"W or wider</li> </ul>	<ol style="list-style-type: none"> <li>1 Style number</li> <li>2 High-Pressure Laminate color number for table</li> <li>3 Plastic color number for edge on laminate table</li> <li>4 Options, if selected (see below)</li> </ol> <p>▶ See <i>Surface Materials</i>, page 250.</p>

Options	U.S. Price	Required to Specify
<b>Surface Materials</b> <b>High-Pressure Laminate tables</b> <ul style="list-style-type: none"> <li>• Laminate price group 2</li> <li>• Laminate price group 3</li> <li>• Open Line laminate</li> </ul>	See information at left See information at left +\$102 plus cost of laminate	Specify laminate color number. Specify laminate color number. ▶ See <i>Surface Materials Reference Manual</i> .

<b>Related Products</b> <ul style="list-style-type: none"> <li>• Bases for Universal Tables</li> </ul>	▶ Page 247
--	------------

## Specification Information

Dimensions			U.S. Base Prices	
High-Pressure Laminate			High-Pressure Laminate	
A	B	C	Style Number	Plastic 3 mm Edge
30"	36"	60"	<b>BHEX3660</b>	\$ 997
30"	36"	66"	<b>BHEX3666</b>	\$1058
30"	36"	72"	<b>BHEX3672</b>	\$1129
36"	42"	96"	<b>BHEX4296</b>	\$1930
38"	48"	120"	<b>BHEX48120</b>	\$4663
38"	48"	150"	<b>BHEX48150</b>	\$6810
38"	48"	180"	<b>BHEX48180</b>	\$7082
⋮	⋮	⋮	⋮	⋮



**For Canadian Pricing**  
 Multiply U.S. Price by the Canadian price factor.  
 ▶ See page 1 for details.

# Bases for Universal Tables

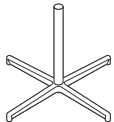
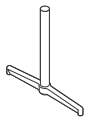
Standard Includes		Required to Specify
<ul style="list-style-type: none"> <li>▶ Need help? Product details, page 226</li> </ul>	<ul style="list-style-type: none"> <li>• Column: paint</li> <li>• Base: paint</li> <li>• Adjustable leveling glides: black plastic</li> </ul>	<ul style="list-style-type: none"> <li>1 Style number</li> <li>2 Paint color number for column</li> <li>3 Paint color number for base</li> <li>4 Options, if selected (see below)</li> <li>▶ See <i>Surface Materials</i>, page 250.</li> </ul>

Options	U.S. Price	Required to Specify
<b>Surface Materials</b> <ul style="list-style-type: none"> <li>• <b>Base</b></li> <li>• Paint price group 1</li> <li>• Paint price group 2</li> <li>• Paint price group 3</li> <li>• Polished column and base</li> <li>• Polished base with painted column</li> </ul>	<ul style="list-style-type: none"> <li>No cost</li> <li>+\$ 28</li> <li>+\$ 51</li> <li>+\$237</li> <li>+\$237</li> </ul>	<ul style="list-style-type: none"> <li>Specify paint color number</li> <li>Specify paint color number.</li> <li>Specify paint color number.</li> <li>Specify with <i>8046 Polished Aluminum base and 9201 Polished Chrome column.</i></li> <li>Specify with <i>8046 Polished Aluminum base only</i> and select paint color number for column.</li> </ul>

Specification Information			
Width	Column Diameter	Style Number	U.S. Base Price

T-Bases			
26"	2 1/4"	<b>BT26</b>	\$471
36"	2 1/4"	<b>BT36</b>	\$582

X-Bases			
26"	2 1/4"	<b>BX26</b>	\$531
36"	2 1/4"	<b>BX36</b>	\$685



 **For Canadian Pricing**  
 Multiply U.S. Price by the Canadian price factor.  
 ▶ See page 1 for details.

# Legs for Universal Tables

## Adjustable-Height Legs

Tip: Corner tables require a leg in the back corner. Be sure to order fifth leg if specifying a package of four.

Tip: See Table and Leg Combinations page for number of legs required per table.  
▶ Page 229

Tip: Dimensions listed are nominal and include the thickness of a table.



Standard Includes		Required to Specify
▶ Need help? Product details, page 227	<ul style="list-style-type: none"> <li>Table legs: paint</li> <li>Glides, if selected: paint to match legs</li> <li>Locking casters, if selected: paint to match legs</li> <li>Attachment hardware</li> </ul>	1 Style number 2 Paint color number for leg 3 Options, if selected (see below) ▶ See <i>Surface Materials</i> , page 250.

Options	U.S. Price	Required to Specify
<b>Surface Materials</b> <ul style="list-style-type: none"> <li>Paint price group 1</li> <li>Paint price group 2</li> </ul>	No cost +\$29 per leg	Specify paint color number. Specify paint color number.

### Specification Information

Planning Height	Style Number	U.S. Base Price	Planning Height	Style Number	U.S. Base Price
<b>Adjustable-Height Leg with Glide</b>			<b>Package of Four Adjustable-Height Legs with Glides</b>		
25½"–31½"	BADJ	\$328	25½"–31½"	BADJ4	\$1312
<b>Adjustable-Height Leg with Caster</b>			<b>Package of Four Adjustable-Height Legs with Casters</b>		
25½"–31½"	BADJC	\$365	25½"–31½"	BADJ4C	\$1460



**For Canadian Pricing**  
Multiply U.S. Price by the Canadian price factor.  
▶ See page 1 for details.



## Post Legs

With Alignment Tab

*Tip: See Table and Leg Combinations page for number of legs required per worksurface.*  
 ▶ Page 229

*Tip: Corner tables require a leg in the back corner. Be sure to order fifth leg if specifying a package of four.*

*Tip: Height dimensions listed are nominal and include the thickness of a table.*



Standard Includes	Required to Specify
▶ Need help? Product details, page 227 • Table legs: paint • Attachment hardware • Non-locking caster, if selected: black plastic only	1 Style number 2 Paint color number for legs. 3 Options, if selected (see below) ▶ See <i>Surface Materials</i> , page 250.

Options	U.S. Price	Required to Specify
<b>Surface Materials</b> • Paint price group 1 • Paint price group 2 • Paint price group 3	No cost +\$29 per leg +\$51 per leg	Specify paint color number. Specify paint color number. Specify paint color number.

### Specification Information

Planning Height	Style Number	U.S. Base Price	Planning Height	Style Number	U.S. Base Price
-----------------	--------------	-----------------	-----------------	--------------	-----------------

Post Leg with Glide		
28½"	<b>BPL</b>	\$214
:	:	:

Package of Four Post Legs with Glides		
28½"	<b>BPL4</b>	\$856
:	:	:

Post Leg with Caster		
28½"	<b>BPLC</b>	\$240
:	:	:

Package of Four Post Legs with Casters		
28½"	<b>BPL4C</b>	\$960
:	:	:

**For Canadian Pricing**  
 Multiply U.S. Price by the Canadian price factor.  
 ▶ See page 1 for details.

# Surface Materials

## Resources

For more information about surface materials, refer to the following resources:

**Additional surface materials specification tools** are available to assist you in the specification process—the Surface Materials Binders.

**The global surface materials palette** is a core collection of finishes that is available across multiple geographies (Americas/EMEA – Europe, Middle East, and Africa/APAC – Asia Pacific) and on global product lines, where applicable. For a list of finishes included in the offering, see the *Surface Materials Reference Manual*. Additional details, like product approvals by geography and finish number conversions, can also be found in the *Surface Materials Reference Manual* or see [steelcase.com/surface-materials](http://steelcase.com/surface-materials).

## Surface Materials Binders

- *Surface Materials Reference Manual*
- A complete set of swatch cards for hard surfaces, vertical surface fabrics, and seating upholstery

## Paint

*Tip: All products may not be available in all colors listed below.*

- ▶ See page 253 for an overview of the paint colors available on each component.

## Steelcase Surfaces

### Price Group 1

#### Smooth Paint

- 4238 Mocha
- 4239 Clay
- 4240 Chalk
- 4242 Milk

## Textured Paint

- 7207 Black
- 7225 Sand
- 7237 Slate **E**
- 7238 Fieldstone
- 7239 Midnight
- 7241 Arctic White
- 7243 Seagull
- 7250 Sterling Dark Solid
- 7360 Merle

### Price Group 2

#### Smooth Metallic Paint

- 4743 Mineral Metallic
- 4750 Champagne Metallic
- 4798 Sterling Metallic
- 4799 Platinum Metallic
- 4803 Near Black Metallic

#### Smooth Paint

- 4700 Warm White

#### Textured Metallic Paint

- 7245 Carbon Metallic
- 7246 Midnight Metallic

### Price Group 3

#### Accent Paint

- 1ATG Rose Quartz
- 4AV3 Blue Jay
- 4AV4 Baltic
- 4AX1 Citron
- 4AY2 Chili
- 4AZ5 Marlin
- 4CL1 Dark Olivine
- 4CL2 Ice Blue
- 4CL3 Aura
- 4CL4 Sea Glass
- 4CL5 Light Matcha
- 4CL6 Terra
- 4CL7 Sandstone
- 4CL8 Smokey Plum
- 4CZ5 Honey
- 4CZ6 Lagoon
- 4CZ8 Light Peacock

#### Coatings

- 1ATT Cast Shadow

## Lux Coatings

- 4B20 Obsidian
- 4B22 Matte Brass
- 4B23 Burnished Bronze
- 4B24 Night Bronze
- 4B25 Matte Copper
- 4B26 Smoked Mica
- 4B29 Cast Iron

*Tip: Not all Price Group 3 paints are available on adjustable-height worksurface bases.*

## Custom Surfaces

### Price Group 3

#### PerfectMatch

PerfectMatch is a service that allows you to create your own paint color. Refer to the *Surface Materials Reference Manual* for more information about this program.

*Tip: Not all Price Group 3 paints are available on adjustable-height worksurface bases.*

## Accessory Paint

### Steelcase Surfaces

Applies to:

- Adjustable-height leg with glides
  - Universal table bases
- 4140 Arctic White Gloss
  - 4144 Black Gloss

## Laminate

Applies to:

- Universal Tables—High-Pressure Laminate

## Steelcase Surfaces

### High-Pressure Laminate

#### Price Group 1

#### Fiber Laminate

- 2850 Vanadium Fiber
- 2854 Vellum Fiber **E**
- 2860 Granite Fiber
- 2862 Stucco Fiber **E**

#### Micro Laminate

- 2920 Marl Micro
- 2921 Gypsum Micro
- 2922 Clay Micro

#### Patina Laminate

- 2870 Blonde Bronze Patina
- 2873 Instant Iron Patina

#### Solid Laminate

- 2722 Cream **E**
- 2730 Arctic White
- 2746 Black
- 2759 Warm White
- 2811 Mist **E**
- 2883 Seagull
- 2884 Milk
- 2885 Dune
- 2HAA Persian Salt
- 2HAB Rose
- 2HAC Indigo
- 2HAD Green Citrine
- 2HAE Dark Olivine
- 2HAF Cloudy
- 2HMG Merle
- 2HWU Clay
- 2HWV Chalk

#### Speckle Laminate

- 2820 Coffee Speckle **E**
- 2823 Driftwood Speckle
- 2824 Smoke Speckle
- 2825 Vanadium Speckle

*Tip: Some wood veneer finishes and woodgrain laminates share the same name. Because of the difference in materials, veneers and laminates of the same name are not an exact match but do coordinate with each other.*

## Woodgrain Laminate

- 2406 Clear Cherry **E**
- 2409 Clear Maple
- 2410 Graphite Walnut
- 2412 Natural Cherry
- 2422 Medium Cherry
- 2511 Winter on Maple
- 2535 Virginia Walnut
- 2536 Blackwood **E**
- 2538 Clear Walnut
- 2592 Blonde on Maple **E**
- 2714 Natural Walnut **E**
- 2HAK Clear Oak
- 2HAN Ash Noce
- 2HAT Acacia
- 2HAW Ash Wenge
- 2HBN Bisque Noce
- 2HBW Bisque Wenge
- 2HCN Clay Noce
- 2HCW Clay Wenge
- 2HSN Storm Noce
- 2HSW Storm Wenge
- 2HWA Grey Kingswood
- 2HWB Planked Walnut
- 2HWD Resolute Walnut
- 2HWE Natural Recon
- 2HWF Smoked Walnut

### Price Group 2

#### Textured Laminate

- 2TH2 Fawn Cypress
  - 2TH4 Saddle Oak
  - 2TH5 Veranda Teak
  - 2TH7 Walnut Heights
  - 2UH1 Reclaimed Aggregate
  - 2UH2 Reclaimed Gravel
  - 2UH4 Cement \*
  - 2UH6 Sheetrock
- \*2UH4 Cement has limited availability, determined by product sizing and/or options.*

### Price Group 3

#### Solid Laminate

- 24H1 Satin White
- 24H2 Satin Black
- 24H3 Satin Stone
- 24H4 Satin Mocha

**E** = Established

**Custom Surfaces**

**Open Line Laminate (OLL)**

This service allows you to order non-standard laminate at an additional processing fee of \$102 U.S. per unit, plus the cost of the laminate.

High-Pressure Laminate pricing does not include premium or digitally printed patterns from any suppliers. Laminate cost may also vary for basic or standard laminates from other suppliers. Please contact the OLL consultant at 616.475.2426 for pricing. The cost of the laminate will be added to your invoice as a separate line on the acknowledgement.

When processing orders for Open Line laminate on Universal worksurfaces and Universal Storage tops, specify 2900 in the laminate finish field and enter the OLL manufacturer information. Enter the required edge finish as you would a standard laminate.

**Laminate Approval and Material Requirements**

To confirm whether a particular laminate has already been tested for use on a specific Steelcase product or to determine material square foot requirements:

- Visit [www.steelcase.com](http://www.steelcase.com)

For additional information, refer to the *Steelcase Surface Materials Reference Manual*.

**Wood**

Applies to:

- Universal tables—wood veneer

Steelcase carefully selects veneer and solid wood for consistent color and grain structure. Wood is a natural material and variations will occur in color, grain and texture. These variations are part of the inherent natural beauty of wood and are not considered defects.

All wood products will darken with age and exposure to ultraviolet light. This is especially apparent with cherry and maple veneer. We recommend that desk accessories be rearranged periodically to ensure even aging of wood surfaces.

When storing your wood furniture, please follow the following guidelines:

- Do not store products in trailers
- Store products in areas that simulate office temperatures (60°F to 90°F)
- Store products in areas that maintain constant, office-like humidity levels
- Keep product away from light. Cover products to make sure they are not exposed to light.

**E** = Established

**Steelcase Surfaces**

**Veneers** are matched for proper balance and consistency. Veneers are available flat cut or quarter cut, except for Oak, which is rift cut. Refer to the *Surface Materials Reference Manual* for descriptions of each cut.

**Open-pore finish** is a medium gloss finish that leaves the wood grain texture visible to the eye and distinguishable to the touch.

**Veneer**

**Wood Group 1**

**Flat-Cut Open-Pore**

- 3062 FC/OP Graphite Walnut
- 3402 FC/OP Clear Cherry (Aged)
- 3412 FC/OP Natural Cherry **E**
- 3422 FC/OP Medium Cherry
- 3522 FC/OP Clear Maple
- 3592 FC/OP Blonde on Maple **E**
- 3702 FC/OP Clear Walnut
- 3712 FC/OP Natural Walnut
- 3752 FC/OP Medium Walnut **E**
- 3762 FC/OP Dark Walnut
- 3772 FC/OP Medium Mahogany on Walnut

**Flat-Cut Open-Pore, Natural Veneer**

- 3342 FC/OP Black Walnut
- 35A2 FC/OP Blanch Maple
- 37A2 FC/OP Thunder Walnut

**Quarter-Cut Open-Pore**

- 3042 QC/OP Ash **E**
- 3222 QC/OP Clear Maple
- 3292 QC/OP Blonde on Maple **E**
- 3302 QC/OP Clear Walnut
- 3312 QC/OP Natural Walnut
- 3352 QC/OP Medium Walnut **E**
- 3362 QC/OP Dark Walnut
- 3372 QC/OP Medium Mahogany on Walnut
- 3382 QC/OP Graphite Walnut

**Quarter-Cut Open-Pore, Natural Veneer**

- 32A2 QC/OP Blanch Maple
- 33A2 QC/OP Thunder Walnut
- 3392 QC/OP Black Walnut

**Rift-Cut Open-Pore**

- 3602 RC/OP Desert Oak

**Rift-Cut Full-Fill, Natural Veneer**

- 36A2 RC/OP Volcanic Oak

**Wood Group 3**

**Flat-Cut Open-Pore, Natural Veneer**

- 3082 FC/OP Washed Walnut

**Wood Group 1**

**Open-Pore Planked Veneer**

- 3P41 OP Planked Cherry
- 3P51 OP Planked Maple
- 3P61 OP Planked Oak
- 3P71 OP Planked Walnut
- 3VFX OP Unmarked Oak

*Tip: Known for its uniqueness, planked veneer has intentional and natural variations that include, but are not limited to: character marks, grain pattern, color, and natural color aging.*

**Full-Fill**

**Full-fill finish** is a medium-gloss finish that completely fills the grain texture, yet allows the grain pattern to be seen. The wood has a lustrous, satiny look, and it is smooth to the touch. This finish is available on the wood worksurface or field-installed top only.

**Wood Group 2**

**Flat-Cut Full-Fill**

- 3064 FC/FF Graphite Walnut
- 3404 FC/FF Clear Cherry (Aged)
- 3414 FC/FF Natural Cherry **E**
- 3424 FC/FF Medium Cherry
- 3524 FC/FF Clear Maple
- 3544 FC/FF Blonde on Maple **E**
- 3704 FC/FF Clear Walnut
- 3714 FC/FF Natural Walnut
- 3754 FC/FF Medium Walnut **E**
- 3764 FC/FF Dark Walnut
- 3774 FC/FF Medium Mahogany on Walnut

**Flat-Cut Full-Fill, Natural Veneer**

- 3734 FC/FF Black Walnut

**Quarter-Cut Full-Fill**

- 3224 QC/FF Clear Maple
- 3294 QC/FF Blonde on Maple **E**
- 3304 QC/FF Clear Walnut
- 3314 QC/FF Natural Walnut
- 3354 QC/FF Medium Walnut **E**
- 3364 QC/FF Dark Walnut
- 3374 QC/FF Medium Mahogany on Walnut
- 3384 QC/FF Graphite Walnut

**Quarter-Cut Full-Fill, Natural Veneer**

- 3394 QC/FF Black Walnut

**Rift-Cut Full-Fill**

- 3604 RC/FF Desert Oak

**Wood Group 3**

**Flat-Cut Full-Fill, Natural Veneer**

- 3084 FC/FF Washed Walnut

**Premium Veneers**

A selection of Premium veneers in this collection are available on most Steelcase brand products. The collection will be available as close to standard leadtimes as possible. However, because adequate supplies of veneer and solids must be secured, all orders will be scheduled individually. Leadtimes will vary based on Premium veneer and Premium solids availability at the time the order is placed. The collection is available as Wood Group 3 as part of our Select Surfaces program, and supported like standard veneers to make ordering easy. Please see the Steelcase surface materials section on [village.steelcase.com](http://village.steelcase.com) for sample information and product line availability. All premium veneers are in clear-coat.

**Wood Group 3**

**Quarter-Cut Open-Pore**

- 3832 QC/OP Figured Anegre

Surface Materials, continued

**Select Surfaces**

**Composite Veneer**

Composite veneers are an engineered wood intended to create specific grain patterns and characteristics. They are pre-stained and finished with Steelcase's Clarity water-borne UV topcoat, which protects the environment while providing durability and clarity. Only open-pore finishes are available on composite wood. Composite veneer and matching edge bands are available on most Steelcase brand products. Composites, for use as a solid nosing substitute, are not available. Steelcase does not recommend mixing composite veneers with natural solid nosings because composite and natural wood grain and color matching are rarely compatible. Composite veneers are available as Wood Group 1 pricing as part of our Select Surfaces program.

**Composite Veneer Group 1**

**Composite Flat-Cut Open-Pore**

- 3JDX FC/OP Oak Composite
- 3JJX FC/OP Walnut Composite
- 3LAX FC/OP Graphite on Oak Composite
- 3LCX FC/OP Medium Cherry on Cherry Composite

**Composite Quarter-Cut Open-Pore**

- 3F8X QC/OP European Walnut Composite
- 3GGX QC/OP Zebrano Composite
- 3HGX QC/OP Oak Composite
- 3HVX QC/OP Walnut Composite
- 3LBX QC/OP Clear Walnut on Walnut Composite
- 3LDX QC/OP Natural Walnut on Walnut Composite
- 3ZNX QC/OP Night Cerused Oak Composite

**Composite Veneer Group 2**

**Composite Flat-Cut Open-Pore**

- 3LHX FC/OP Espresso on Walnut Composite

**Composite Quarter-Cut Open-Pore**

- 3LEX QC/OP Desert Oak on Oak Composite
- 3LGX QC/OP Chai on Walnut Composite
- 3LJX QC/OP Ebony on Walnut Composite

**Custom Surfaces**

**Customiz stain** is a service that allows you to create your own stain colors and finishes on standard veneer. Customiz stain color is available on all product lines that offer wood veneer.

A \$500 stain-matching fee applies on CUSTOMIZ requests (Exception: The \$500 fee does not apply on matches to Coalesse standard finishes or for a low-gloss finish request on a standard color). The \$500 fee covers the cost of formulating the Customiz color finish and applies regardless of whether or not an order for product is placed.

In addition, an approval form must be signed to indicate customer acceptance of Customiz match. A \$1,500 initiation fee will be charged prior to first order entry. This initiation fee activates the finish for unlimited use on any Steelcase product for an 18 month time period. After the 18 month time period has lapsed, the Customiz finish may be reactivated for another 18 months for a \$1,000 fee at any point within five years after the \$1,500 initiation fee was paid. If the finish is not reactivated within five years after the \$1,500 initiation fee was paid, the finish will be culled and the customer will need to pay the \$1,500 initiation fee again. All style number related Customiz charges products are no cost as of April 2014. The matching and initiation fees are not discountable.

Customiz stain takes 10 days to formulate. Consult the *Surface Materials Reference Manual* for more information. Custom veneers are also available and must be quoted by Steelcase specials group. Customiz stain on custom veneers takes 2 to 4 weeks to formulate.

Requirements and information on ordering a Customiz stain color are found in the *Surface Materials Reference Manual*.

**Plastic**

**Steelcase Surfaces**

Applies to:

- 3 mm edge profile Universal Tables with High-Pressure Laminate

- 6000 Black
- 6001 Coffee
- 6009 Arctic White
- 6034 Natural Cherry
- 6036 Medium Cherry
- 6037 Winter on Maple
- 6038 Blonde on Maple **E**
- 6041 Natural Walnut **E**
- 6052 Milk
- 6053 Seagull
- 6169 Stone
- 6170 Mocha
- 61AA Persian Salt
- 61AB Rose
- 61AC Indigo
- 61AD Green Citrine
- 61AE Dark Olivine
- 61AF Cloudy
- 6213 Acacia
- 6219 Clear Oak
- 6231 Graphite Walnut
- 6237 Clear Maple
- 6242 Virginia Walnut
- 6243 Blackwood **E**
- 6245 Clear Walnut
- 6249 Platinum Solid
- 6271 Plywood
- 6527 Merle
- 6615 Grey V5
- 6619 Ice **E**
- 6631 Cream **E**
- 6635 Dawn **E**
- 6636 Mist
- 6654 Sand
- 6655 Warm White
- 6694 Slate
- 6695 Midnight
- 6697 Fog
- 6698 Fieldstone
- 66WA Grey Kingswood
- 66WB Planked Walnut
- 66WD Resolute Walnut
- 66WE Natural Recon
- 66WF Smoked Walnut
- 66WU Clay
- 66WV Chalk
- 6703 Ash Wenge
- 6704 Storm Wenge
- 6705 Bisque Wenge
- 6706 Clay Wenge
- 6707 Ash Noce
- 6708 Bisque Noce
- 6709 Clay Noce
- 6710 Storm Noce
- 6T02 Fawn Cypress
- 6T04 Saddle Oak
- 6T05 Veranda Teak
- 6T07 Walnut Heights
- 6T08 Aggregate
- 6T09 Gravel
- 6T10 Cement
- 6T12 Sheetrock

*Tip: Light color plastic edges are susceptible to degradation due to normal wear and tear. Staining (e.g., ball point pen or clothing dyes such as blue jeans) and dirt effects are more pronounced in light colors and are not considered defects.*

**Metal**

**Steelcase Surfaces**

Applies to:

- 2 1/2" round grommet
- 9201 Polished Chrome
- 9211 Nickel

Applies to:

- X-base and T-base
- 8046 Polished Aluminum (base)
- 9201 Polished Chrome (column)

**E** = Established

# Paint Color Availability Matrix

	Paint Price Group 1 (Smooth)				Paint Price Group 1 (Textured)										Paint Price Group 2 (Metallic)					
	4238	4239	4240	4242	7207	7225	7237	7238	7239	7241	7243	7250	7360	4743	4750	4798	4799	4803	7245	7246
	Mocha	Clay	Chalk	Milk	Black	Sand	Slate <sup>E</sup>	Fieldstone	Midnight	Arctic White	Seagull	Sterling Dark Solid	Merle	Mineral Metallic	Champagne Metallic	Sterling Metallic	Platinum Metallic	Near Black Metallic	Carbon Metallic	Midnight Metallic
Worksurfaces, Desks, and Tables																				
Post legs and columns	■	■	■	■	■	■	■	■	■	■	■	■	■	■	■	■	■	■	■	■
Adjustable-height legs	•	•	•	•	■	•	•	•	•	•	•	•	•	•	■	■	■	□	•	•
Universal table bases	■	■	■	■	■	■	■	■	■	■	■	■	■	■	■	■	■	■	■	■

	Accessory Paint		Paint Price Group 3 (Lux Coatings)							
	4140	4144	4B20	4B22	4B23	4B24	4B25	4B26	4B29	
	Arctic White Gloss	Black Gloss	Obsidian	Matte Brass	Burnished Bronze	Night Bronze	Matte Copper	Smoked Mica	Cast Iron	
Worksurfaces, Desks, and Tables										
Post legs and columns	•	•	■	■	■	■	■	■	■	
Adjustable-height legs	□	□	•	•	•	•	•	•	•	
Universal table bases	■	■	■	■	■	■	■	■	■	

**Legend**

- = Not Available
- = Available
- = Available with exception
- <sup>E</sup> = Established

# Recommended Worksurface Edge Finishes

## Recommended Edge Colors for Universal Products—High-Pressure Laminate

### Edges

The recommended edge color will complement the laminate color you specify. Edge color is specified separately.

Laminate Color	Recommended 3 mm or 1 mm Edge Color
----------------	-------------------------------------

#### Fiber Laminate

2850 Vanadium Fiber	6654 Sand
2854 Vellum Fiber <b>E</b>	6655 Warm White
2860 Granite Fiber	6000 Black
2862 Stucco Fiber <b>E</b>	6053 Seagull

#### Micro Laminate

2920 Marl Micro	6053 Seagull
2921 Gypsum Micro	6654 Sand
2922 Clay Micro	6654 Sand

#### Patina Laminate

2870 Blonde Bronze Patina	6654 Sand
2873 Instant Iron Patina	6615 Grey V5

#### Solid Laminate

24H1 Satin White	6009 Arctic White
24H2 Satin Black	6000 Black
24H3 Satin Stone	6169 Stone
24H4 Satin Mocha	6170 Mocha
2722 Cream <b>E</b>	6631 Cream <b>E</b>
2730 Arctic White	6009 Arctic White
2746 Black	6000 Black
2759 Warm White	6655 Warm White
2811 Mist <b>E</b>	6636 Mist
2883 Seagull	6053 Seagull
2884 Milk	6052 Milk
2885 Dune	6654 Sand
2HAA Persian Salt	61AA Persian Salt
2HAB Rose	61AB Rose
2HAC Indigo	61AC Indigo
2HAD Green Citrine	61AD Green Citrine
2HAE Dark Olivine	61AE Dark Olivine
2HAF Cloudy	61AF Cloudy
2HMG Merle	6527 Merle
2HWU Clay	66WU Clay
2HVV Chalk	66VV Chalk

#### Speckle Laminate

2820 Coffee Speckle <b>E</b>	6631 Cream <b>E</b>
2823 Driftwood Speckle	6631 Cream <b>E</b>
2824 Smoke Speckle	6636 Mist
2825 Vanadium Speckle	6619 Ice <b>E</b>

#### Textured Laminate

2TH2 Fawn Cypress	6T02 Fawn Cypress
2TH4 Saddle Oak	6T04 Saddle Oak
2TH5 Veranda Teak	6T05 Veranda Teak
2TH7 Walnut Heights	6T07 Walnut Heights
2UH1 Reclaimed Aggregate	6T08 Aggregate
2UH2 Reclaimed Gravel	6T09 Gravel
2UH4 Cement	6T10 Cement
2UH6 Sheetrock	6T12 Sheetrock

**E** = Established

Laminate Color	Recommended 3 mm or 1 mm Edge Color
----------------	-------------------------------------

#### Woodgrain Laminate

2406 Clear Cherry <b>E</b>	6234 Clear Cherry
2409 Clear Maple	6237 Clear Maple
2410 Graphite Walnut	6231 Graphite Walnut
2412 Natural Cherry	6034 Natural Cherry
2422 Medium Cherry	6036 Medium Cherry
2511 Winter on Maple	6037 Winter on Maple
2535 Virginia Walnut	6242 Virginia Walnut
2536 Blackwood <b>E</b>	6243 Blackwood <b>E</b>
2538 Clear Walnut	6245 Clear Walnut
2592 Blonde on Maple <b>E</b>	6038 Blonde on Maple <b>E</b>
2714 Natural Walnut <b>E</b>	6041 Natural Walnut <b>E</b>
2HAK Clear Oak	6219 Clear Oak
2HAN Ash Noce	6707 Ash Noce
2HAT Acacia	6213 Acacia
2HAW Ash Wenge	6703 Ash Wenge
2HBN Bisque Noce	6708 Bisque Noce
2HBW Bisque Wenge	6705 Bisque Wenge
2HCN Clay Noce	6709 Clay Noce
2HCW Clay Wenge	6706 Clay Wenge
2HSN Storm Noce	6710 Storm Noce
2HSW Storm Wenge	6704 Storm Wenge
2HWA Grey Kingswood	66WA Grey Kingswood
2HWB Planked Walnut	66WB Planked Walnut
2HWD Resolute Walnut	66WD Resolute Walnut
2HWE Natural Recon	66WE Natural Recon
2HWF Smoked Walnut	66WF Smoked Walnut

# Directional Laminate Grain Directions

## Universal Tables—High-Pressure Laminate



Straight Table



Capsule Table



Spanner Table



Peninsula Table



Tapered Peninsula Table



Round Table



Square Table



Rectangle Table



Oval Table




Hex Conference Table


# Wood Veneer Grain Directions

The appearance of wood veneer may change slightly depending on the angle from which it is viewed. This natural phenomenon is called polarization, and it can be seen on natural veneer, and to a lesser extent on composite veneer. Polarization is often noticed on worksurfaces installed at a 90-degree angle with each other. Please refer to the following illustrations for an understanding of grain direction on your installation.


## Universal Tables—Wood Veneer




Straight Table



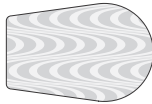
Capsule Table



Spanner Table



Peninsula Table




Tapered Peninsula Table



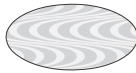
Round Table



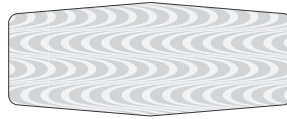
Square Table



Rectangle Table



Oval Table



Hex Conference Table



# Verb

## Statement of Line 258

## Understanding 264

### Verb 264

#### Personal Tables 270

Keystone Tables 270

Rectangle Tables 270

Triangle Table 270

#### Tables 272

Chevron Tables 272

Team Tables 272

Trapezoid Table 272

Rectangle Tables 272

#### Media Tables 274

Rounded Table 274

Square Table 274

Trapezoid Tables 274

#### Active Media Tables 276

Rectangle Tables 276

Rounded Tables 276

Tapered Tables 276

#### Flip-Top Tables 278

Chevron Tables 278

Team Tables 278

Rectangle Tables 278

#### Teaching Stations 280

#### Easel and Wall Track 281

#### Table Top and Leg Choices 282

#### Dock Storage Availability 284

## Specifying

### Personal Tables 285

Keystone Tables 285

Rectangle Tables 285

Triangle Table 285

### Tables 286

Chevron Tables 286

Team and Trapezoid Tables 288

Rectangle Tables 290

### Media Tables 292

Rounded Table 292

Square Table 292

Trapezoid Tables 292

### Active Media Tables 294

Rectangle Tables 294

Rounded Tables 294

Tapered Tables 294

### Flip-Top Tables 296

Chevron Tables 296

Team Tables 296

Rectangle Tables 296

### Teaching Stations 298

### Personal Whiteboard 299

### Easel 300

### Wall Track 301

## Surface Materials 302

# Statement of Line

Personal Tables



Understanding  
▶ Page 270  
Specifying  
▶ Page 285

## Keystone Tables

34"W

19"D ●

24"D ●



Understanding  
▶ Page 270  
Specifying  
▶ Page 285

## Rectangle Tables

34"W

19"D ●

24"D ●



Understanding  
▶ Page 270  
Specifying  
▶ Page 285

## Triangle Table

33"W

22"D ●

# Statement of Line

## Tables



Understanding  
 ▶ Page 272  
 Specifying  
 ▶ Page 286



Understanding  
 ▶ Page 272  
 Specifying  
 ▶ Page 288

### Chevron Tables

	60"W	66"W	72"W	84"W
19"D	●	●	●	●
24"D	●	●	●	●
30"D	●	●	●	●

### Team Tables

	60"W	72"W	84"W
24"D	●	●	●
30"D	●	●	●



Understanding  
 ▶ Page 272  
 Specifying  
 ▶ Page 288

### Trapezoid Table

	62"W
30"D	●



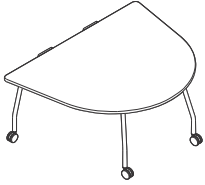
Understanding  
 ▶ Page 272  
 Specifying  
 ▶ Page 290

### Rectangle Tables

	39"W	48"W	60"W	66"W	72"W	84"W
19"D	●	●	●	●	●	●
24"D	●	●	●	●	●	●
30"D		●	●	●	●	●

# Statement of Line

## Media Tables

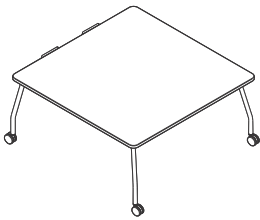


Understanding  
▶ Page 274  
Specifying  
▶ Page 292

### Rounded Table

78"W

60"D ●

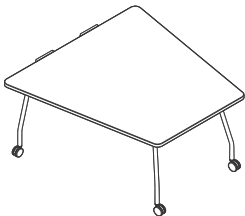


Understanding  
▶ Page 274  
Specifying  
▶ Page 292

### Square Table

60"W

60"D ●



Understanding  
▶ Page 274  
Specifying  
▶ Page 292

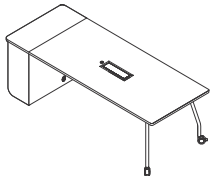
### Trapezoid Tables

60"W      84"W

60"D ●      ●

# Statement of Line

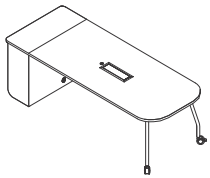
Active Media Tables



Understanding  
▶ Page 276  
Specifying  
▶ Page 294

## Rectangle Tables

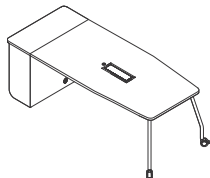
	61"W	87"W
34"D	●	●
43"D	●	●



Understanding  
▶ Page 276  
Specifying  
▶ Page 294

## Rounded Tables

	87"W
34"D	●
43"D	●



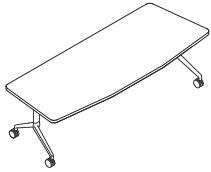
Understanding  
▶ Page 276  
Specifying  
▶ Page 294

## Tapered Tables

	87"W
34"D	●
43"D	●

# Statement of Line

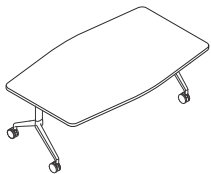
## Flip-Top Tables



Understanding  
 ▶ Page 278  
 Specifying  
 ▶ Page 296

### Chevron Tables

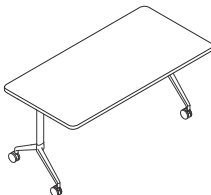
	60"W	66"W	72"W	84"W
19"D	●	●	●	●
24"D	●	●	●	●
30"D	●	●	●	●



Understanding  
 ▶ Page 278  
 Specifying  
 ▶ Page 296

### Team Tables

	60"W	72"W	84"W
24"D	●	●	●
30"D	●	●	●



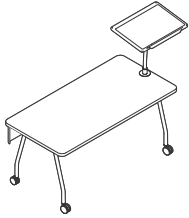
Understanding  
 ▶ Page 278  
 Specifying  
 ▶ Page 296

### Rectangle Tables

	39"W	48"W	60"W	66"W	72"W	84"W
19"D	●	●	●	●	●	●
24"D	●	●	●	●	●	●
30"D		●	●	●	●	●

# Statement of Line

## Teaching Stations



Understanding  
▶ Page 280  
Specifying  
▶ Page 298

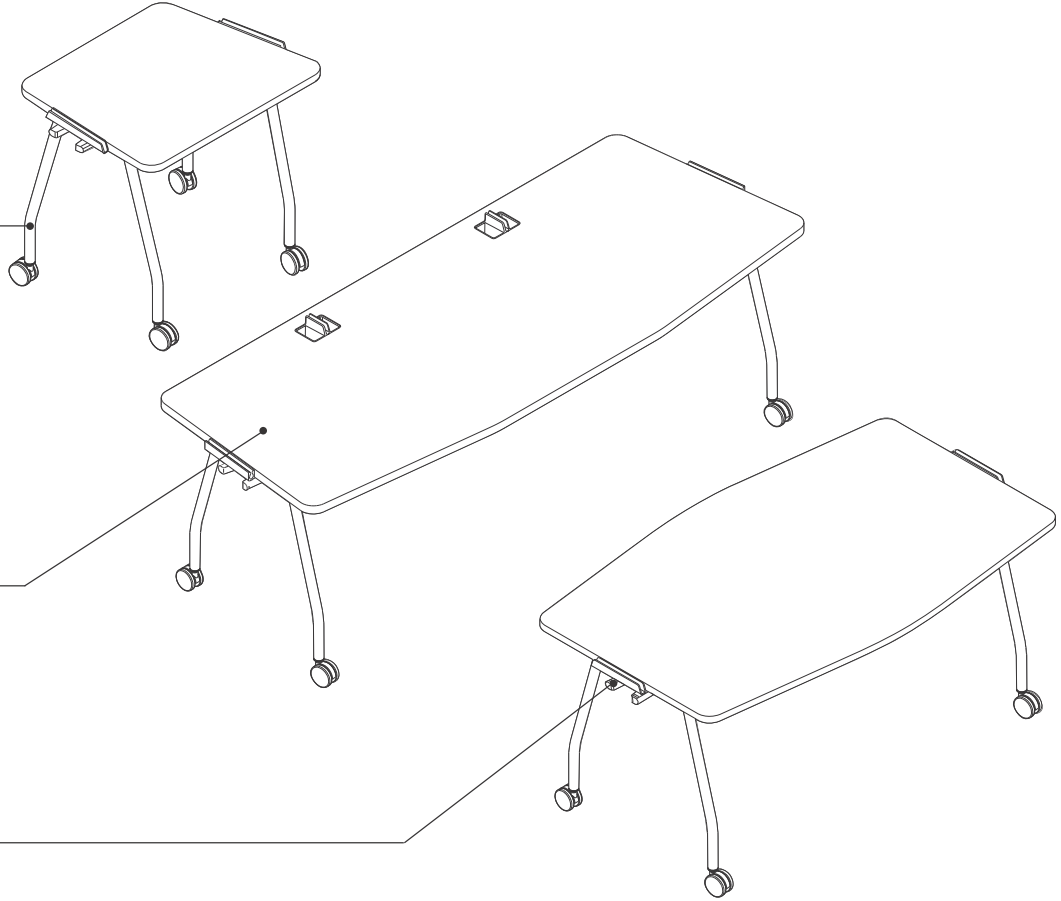
### Teaching Station

	50"W	60"W	72"W
30"D	●	●	●

# Verb

**Verb** is an integrated collection of classroom furniture designed to support a full range of teaching and learning styles on demand.

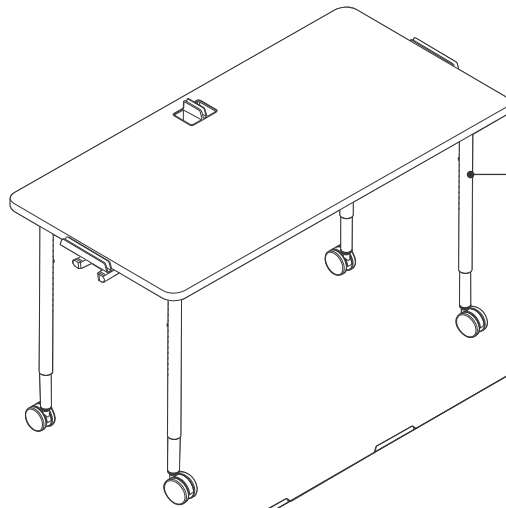
**Tables** come standard with access legs. Other options are available.



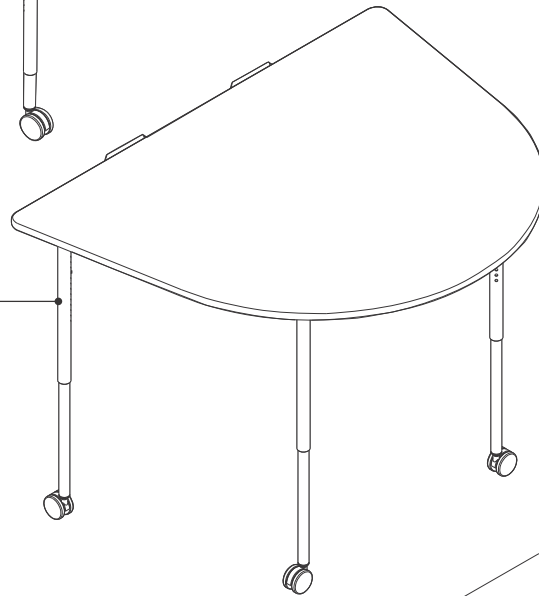
**Verb worksurfaces** are 1 1/8" thick wood-core with High-Pressure Laminate top and plastic edge band.

**Plastic components** are optional and used to provide storage and display for Verb whiteboards.

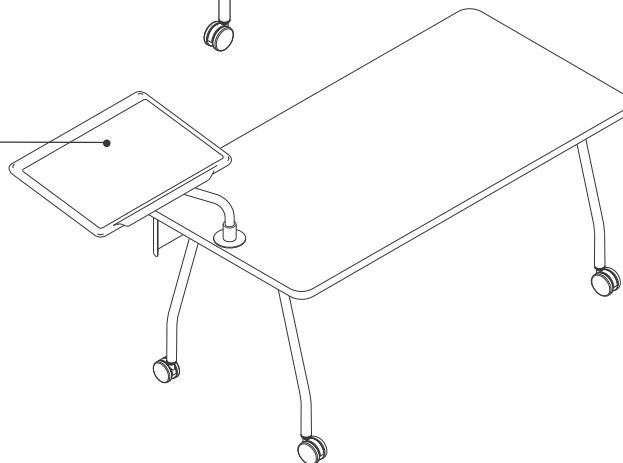




**Seated height-adjustable post legs** are available on personal, student, and media tables only, not on teaching stations.

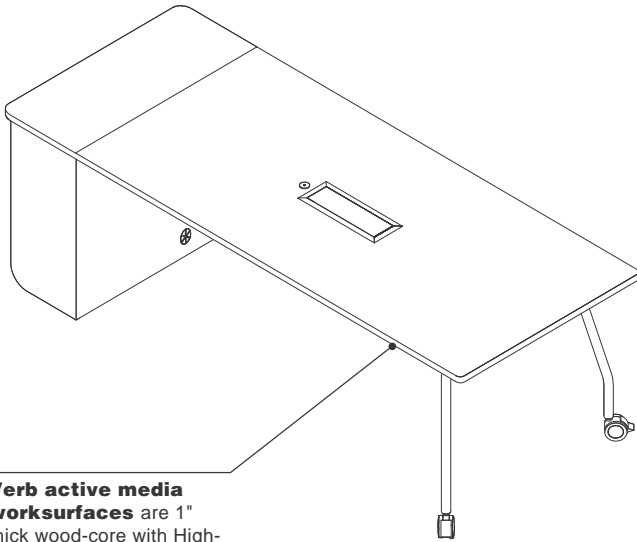


**Standing height-adjustable post legs** are available on student and media tables, not on personal tables or teaching stations.



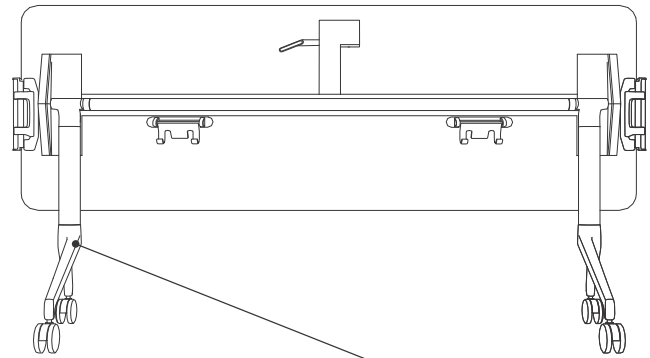
**Teaching stations** can be installed with the lectern on the left- or right- hand side of the table.

**Active media tables**



**Verb active media worksurfaces** are 1" thick wood-core with High-Pressure Laminate tops and plastic edge bands.

**Flip-top tables**

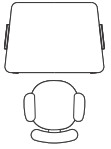


**Flip-top legs** are available on student tables and not on personal tables, media tables, or teaching stations.

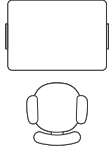


# Table Shapes

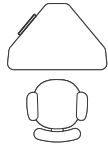
## Personal Tables



Keystone




Rectangle

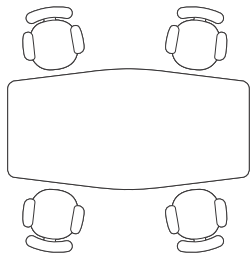


Triangle

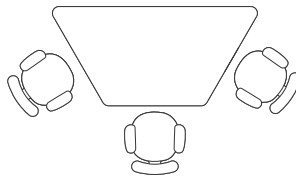
## Tables



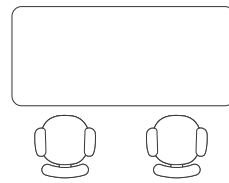
Chevron



Team

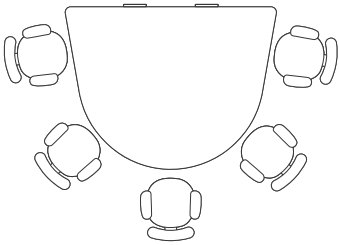


Trapezoid

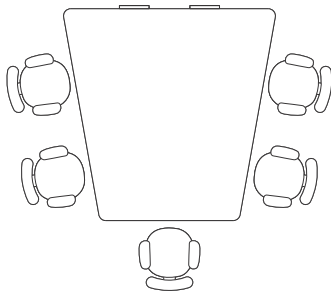


Rectangle

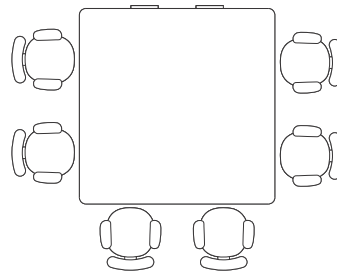
## Media Tables



Rounded

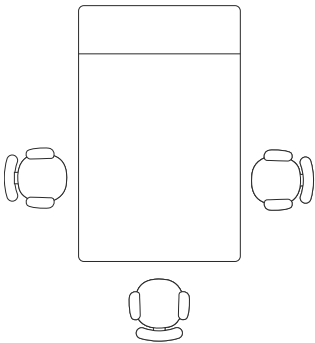


Trapezoid

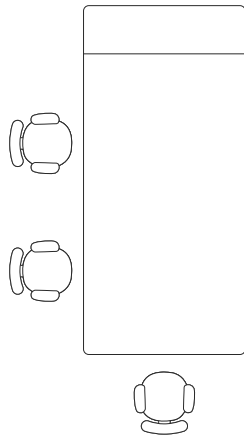


Square

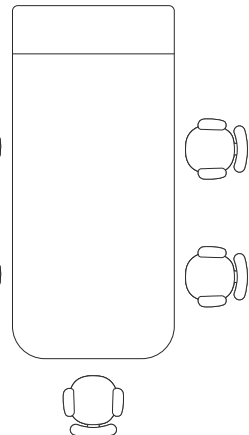
## Active Media Tables



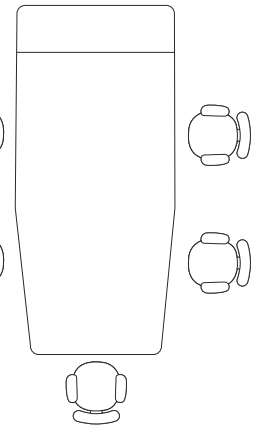
Rectangle 61"



Rectangle 87"

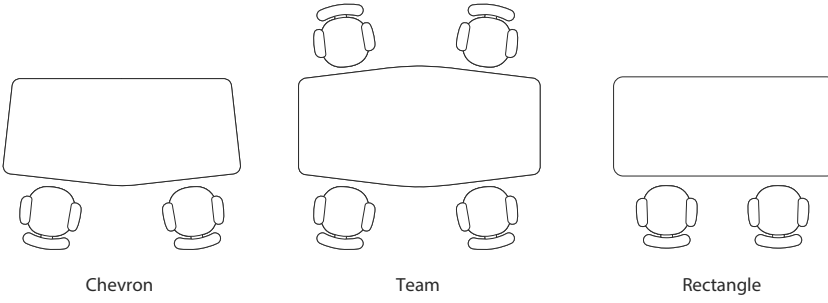


Rounded



Tapered

**Flip-Top Tables**



# Personal Tables

**The Verb ecosystem** is designed to quickly and easily reconfigure while providing equal access to collaborative tools.

**Verb personal tables** are designed for active learning environments where flexibility and engagement are key. Personal tables provide a highly mobile, easy to reconfigure personal workspace that supports the active learning environment.

## Product Details

**Personal tables** come in keystone, rectangle, and triangle shapes to support active learning in a small footprint.



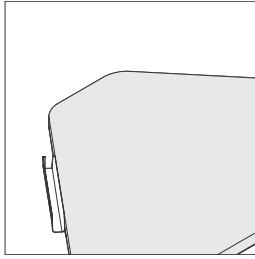
**The keystone shape table** provides the optimal reconfiguration capability in a small footprint, and can achieve the same arc created in lecture applications as the chevron table. Keystone tables are available with access legs, and seated height-adjustable post legs with glides.



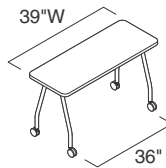
**The rectangle shape table** supports more traditional configurations in small footprints. Rectangle tables are available with access legs, and seated height-adjustable post legs with glides.



**The triangle shape table** supports small footprints and is standard with three access legs with glides.

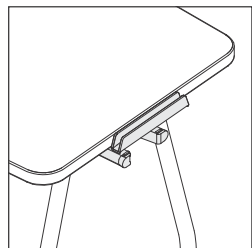


**Triangle tables** have a rounded rear corner to support lecture and discussion applications and provide access to Thread hubs.



**39" width** is the smallest a table can be while still being ADA compliant. ADA regulations require a minimum of 36" between the inside of the table legs.

**Worksurfaces** are wood-core with High-Pressure Laminate top and plastic 3 mm edge band. All corners have a 2" radius.



**Side docks** allow display of whiteboards on the tables. For best results, rock the boards into place rather than pressing straight down. Side hooks allow storage of up to four boards per hook.  
*Tip: Side docks are not available on 19"D personal tables with casters.*

*Tip: Only one side dock set is available on triangle tables.*  
▶ See *Dock Storage Availability*, page 284.

**Two leg designs** are available on personal tables, the access leg and the seated height-adjustable post leg.



**Personal tables** come standard with the access leg with non-locking casters. Access legs are also available as an option with four locking casters, four glides, or two non-locking casters and two glides.



**Seated height-adjustable post legs** are available with four glides on personal tables.  
▶ See *Table Top and Leg Choices*, page 282.



**Table height on access legs** is 28½". On seated height-adjustable post legs, the midpoint is 28½" and the legs adjust 4½" up and 4½" down for a total range of 24"–33".

*Tip: Tables with seated height-adjustable post legs set below standard table height will not allow the personal whiteboards to be hung on the plastic side hooks as they will not have sufficient clearance. The boards may still be used with the side docks since table height does not affect board display.*

**Glides** are available and are used for leveling for installation on uneven floors. The glide is 1½" long and provides 1" of leveling.

## Surface Materials

### Top

- High-Pressure Laminate
- Open Line laminate (option)

### 3 mm Radius Profile Edge

- Plastic

### Access Legs and Seated Height-Adjustable Post Legs

- Paint

### Dock and Hooks on Personal Tables

- 6059 Sterling Dark Solid
- 6249 Platinum Solid
- 6259 Midnight
- 6337 Element



# Tables

**Verb tables** are designed for active learning environments where flexibility and engagement are key.

## Product Details

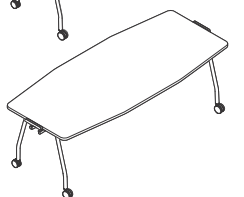
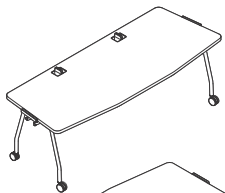
**Tables** have chevron shape tables, team shape tables, trapezoid shape tables, and rectangle shape tables.



**The chevron shape tables** provide a sense of personal space division as well as creating a subtle arc when in lecture mode to allow line of sight to everyone in the row.



**The team shape tables** are designed specifically for small group work and project teams, offering the same angled shape as the chevron tables but on both sides of the table.



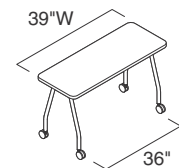
**On 84"W chevron and team tables**, there is a slight modification to the shape to allow three people to sit at the table instead of two. Rather than having two facets on the angled side of the table, 84" tables have three facets.



**The trapezoid shape table** is designed specifically for small group work and project teams. Each table can accommodate three people.

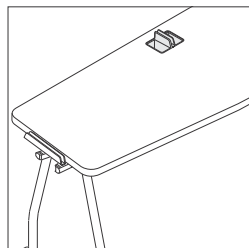


**The rectangle shape tables** can be used for more traditional applications as well as when smaller table sizes are necessary because the rectangle tables are available in 39" and 48" widths as well as the larger sizes.



**39" width** is the smallest table can be while still being ADA compliant. ADA regulations require a minimum of 36" between the inside of the table legs.

**Worksurfaces** are wood-core with High-Pressure Laminate top and plastic 3 mm edge band. All corners have a 2" radius.

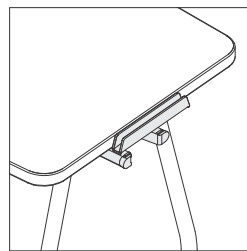


**Center docks** are optional and used to provide a storage area for markers, erasers, and other items students may bring as well as providing a dock for supporting test mode.

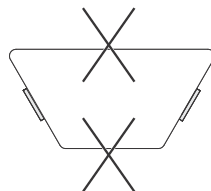
**84"W tables** are designed to have three students and will have two center docks (if center docks are specified).

**Center docks** are not available on tables smaller than 60" because they are designed primarily for test mode and tables smaller than 60" do not accommodate two students.

*Tip: Center docks are not available on team and trapezoid tables.*



**Side docks** allow display of whiteboards on the tables. For best results, rock the boards into place rather than pressing straight down. Side hooks allow storage of up to four boards per hook.



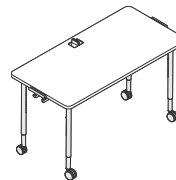
**Side docks** may only be placed on the angled sides of the trapezoid table.

▶ See *Dock Storage Availability*, page 284.

**Three leg designs** are available on tables: the access leg, the seated height-adjustable post leg, and the standing height-adjustable post leg.

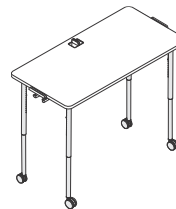


**Access legs with non-locking casters** are standard on tables. Access legs are also available as an option with four locking casters, four glides, or two non-locking casters and two glides.



**Seated height-adjustable post legs** are available with four non-locking casters, four locking casters, four glides, or two non-locking casters and two glides.

**Tables that** are either 19"D or up to 39"W are available with glides only when using the seated height-adjustable post legs due to stability test requirements.



**Standing height-adjustable post legs** are available with four non-locking casters, four locking casters, four glides, or two non-locking casters and two glides.

*Tip: Standing height-adjustable trapezoid tables are only available with glides.*

**Table height on access legs** is 28½".

**On seated height-adjustable post legs**, the midpoint is 28½" and the legs adjust 4½" up and 4½" down every ¾" for a total range of 24"-33".

*Tip: Tables with seated height-adjustable post legs set below standard table height will not allow the personal whiteboards to be hung on the plastic side hooks as they will not have sufficient clearance. The boards may still be used with the side docks since table height does not affect board display.*

▶ See *Table Top and Leg Choices*, page 282.

**On standing height-adjustable post legs**, legs adjust every ¾" for a total range of 28½"-42".

**Modesty panels** are available for chevron and rectangle tables and are made of painted steel. Modesty panels are not available on 19"D x 39"W or 24"D x 39"W rectangle tables.

*Tip: When ordering tables with a modesty panel, it is not necessary to order optional reinforcing channel as the modesty panel acts as a reinforcing channel.*

*Tip: On tables 24"D with standing height-adjustable post legs and modesty panels, chevron and rectangle tables are only available with glides.*

*Tip: On tables with standing height-adjustable post legs and casters, chevron tables 30"D x 60"-84"W must be used with a modesty panel.*

*Tip: On tables with standing height-adjustable post legs and casters, rectangle tables 30"D x 48"-84"W cannot be used with a modesty panel.*

**Reinforcing channel** is not required on tables smaller than 60"W. On tables 60"-72"W a reinforcing channel is strongly recommended for medium to heavy duty applications to minimize deflection over time. 84"W tables come standard with a reinforcing channel.



**Glides** are available and are used for leveling for installation on uneven floors. The glide is 1½" long and provides 1" of leveling.

**Surface Materials**

**Top**

- High-Pressure Laminate
- Open Line laminate (option)

**3 mm Radius Profile**

**Edge**

- Plastic

**Access Legs, Seated Height-Adjustable Post Legs, and Standing Height-Adjustable Post Legs**

- Paint

**Modesty Panels**

- Paint

**Dock and Hooks on Tables**

- 6059 Sterling Dark Solid
- 6249 Platinum Solid
- 6259 Midnight
- 6337 Element

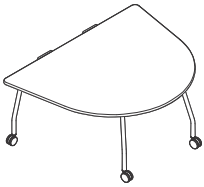
# Media Tables

**Verb media tables** are designed for active learning environments where flexibility, student engagement, and technology collaboration is important.

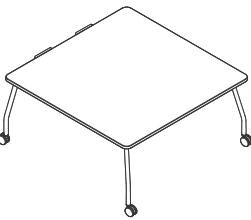
**Media tables** are offered in three shapes to encourage collaboration through technology display and facilitate a seamless flow of information sharing during the learning process. The tables optimize the use of media:scape mini and media:scape mobile, while also offering the ability to incorporate personal whiteboards for analog content creation.

## Product Details

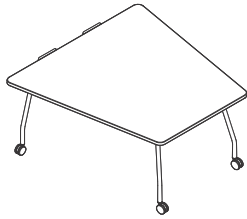
**Media tables** come in three shapes; rounded, square, and trapezoid.



**The rounded shape table** provides seamless small group, face-to-face, and technology collaboration. The rounded table can accommodate up to five people.

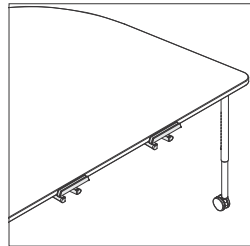


**The square shape table** provides small group, face-to-face and technology collaboration in a smaller footprint. The square table can accommodate up to six people.



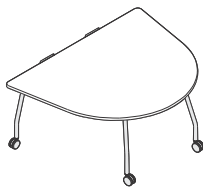
**The trapezoid shape table** provides an optimal view of technology screens and more surface for class materials. The trapezoid tables can accommodate up to five or six people.

**Worksurfaces** are 1 1/8" thick wood-core with High-Pressure Laminate top and plastic 3 mm edge band. All corners have 2" radius.

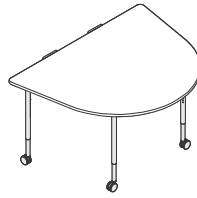


**Side docks** allow display of whiteboards on the tables. For best results, rock the boards into place rather than pressing straight down. Side hooks allow storage of up to four boards per hook. ▶ See *Dock Storage Availability*, page 284.

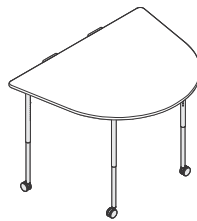
**Three leg designs** are available on media tables, the access leg, the seated height-adjustable post leg, and the standing height-adjustable post leg.



**Access legs with non-locking casters** are standard on media tables. Access legs are also available as an option with four locking casters, four glides, or two non-locking casters and two glides.



**Seated height-adjustable post legs** are available with four non-locking casters, four locking casters, four glides, or two non-locking casters and two glides.



**Standing height-adjustable post legs** are available with four non-locking casters, four locking casters, four glides, or two non-locking casters and two glides.

▶ See *Table Top and Leg Choices*, page 282.

**Table height on access legs** is 28 1/2".

**On seated height-adjustable post legs**, the midpoint is 28 1/2" and the legs adjust 4 1/2" up and 4 1/2" down every 3/4" for a range of 24"–33".  
*Tip: Tables with height-adjustable legs set below standard table height will not allow the personal whiteboards to be hung on the plastic side hooks as they will not have sufficient clearance. The boards may still be used with the side docks since table height does not affect board display.*

**On standing height-adjustable post legs**, legs adjust every 3/4" for a total range of 28 1/2"–42".

**Reinforcing channels** are standard on all media tables.

**Glides** are available and are used for leveling for installation on uneven floors. The glide is 1 1/2" long and provides 1" of leveling.  
*Tip: Glides must be used on media tables when used with media:scape mini.*

## Surface Materials

### Top

- High-Pressure Laminate
- Open Line laminate (option)

### 3 mm Radius Profile Edge

- Plastic

### Access Legs, Seated Height-Adjustable Post Legs, and Standing Height-Adjustable Post Legs

- Paint

### Dock and Hooks on Media Tables

- 6059 Sterling Dark Solid
- 6249 Platinum Solid
- 6259 Midnight
- 6337 Element



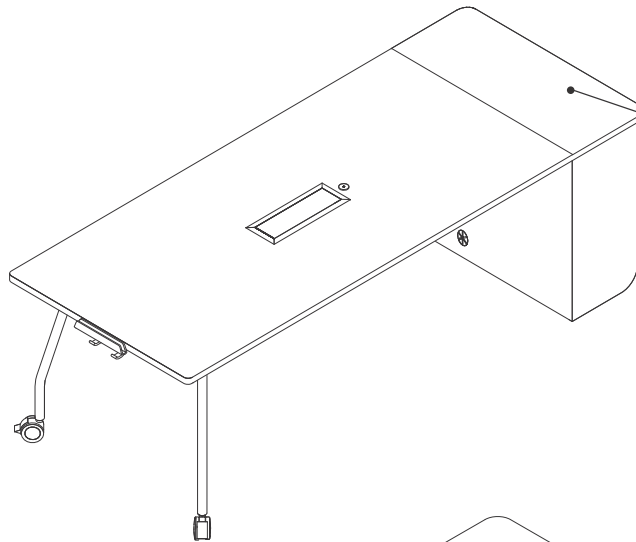
# Active Media Tables

**Verb active media tables** provide versatile, intuitive, and unobstructed technology support for the classroom. The mobile table can support a range of existing technology and provide a flexible, cost-effective solution for institutions. Digital and analog white board storage and display integration encourages continuous collaboration and idea-sharing among students and educators.

**Active media tables** come in three sizes: rectangle, rounded, and tapered.

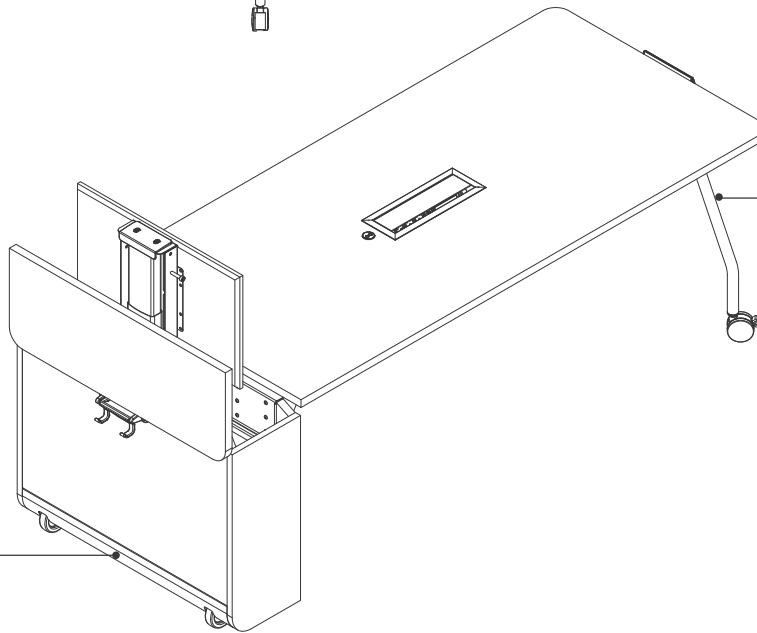
**Optional side docks** allow for display of whiteboards on the table while stow hook allows for the storage of whiteboards on the table. Stow hooks allow storage for up to two whiteboards per hook.

**Brackets, legs, and shroud** share the same finish.



**Worksurfaces** are 1" thick wood-core with High-Pressure Laminate top and plastic 3 mm edge band. All corners have 2" radius.

**The media case top** can be selected with a contrasting finish. The media case surface and table work surface will always match.



**Access legs with locking casters** are standard on active media tables.

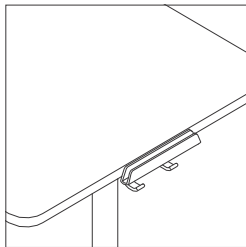
**Verb active media tables** are designed for active learning environments where flexibility, student engagement, and technology collaboration is important.

**Active media tables** are offered in three shapes to encourage collaboration through technology display and facilitate a seamless flow of information sharing during the learning process. The tables offer the ability to incorporate personal whiteboards for analog content creation.

### Product Details

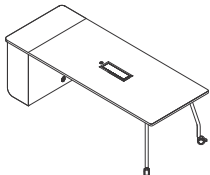
**Active media tables** come in three shapes; rectangle, tapered, and rounded.

**Worksurfaces** are 1" thick wood-core with High-Pressure Laminate top and plastic 3 mm edge band. All corners have 2" radius.



**Side docks** allow display of whiteboards on the tables. For best results, rock the boards into place rather than pressing straight down. Side hooks allow storage of up to four boards per hook.

**Side dock and hooks** are not available on the rounded active media table.



**Access legs with non-locking casters** are standard on active media tables. Access legs are also available as an option with glides.

**Table height on access legs** is 28½".

**Reinforcing channels** are standard on all active media tables.

**Glides** are available and are used for leveling for installation on uneven floors. The glide is 1½" long and provides 1" of leveling.

### Media Case

**Lift mechanisms** have a 130 pounds total lift capacity with a near silent operation and no exposed tracks or gears. The monitor lift can be fully raised in 15 seconds. Lift control box comes standard with a contact closure interface.

**Lift mechanism for 32" deep tables:**

- Supports up to a 32" monitor
- Travels 23"

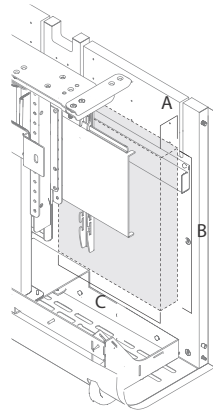
**Lift mechanism for 43" deep tables:**

- Supports up to a 43" monitor
- Travels 26½"

**Universal mounting patterns** accommodates standard VESA mounts:

- 75 mm x 75 mm
- 100 mm x 100 mm
- 200 mm x 100 mm
- 200 mm x 200 mm

**The active media case** is designed with a lid that has a 2" overhang over the worksurface.



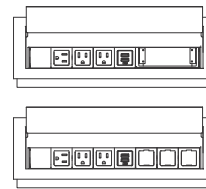
**Available space for technology within the media case:**

- 34" case:
- A: 2¾" (75 mm)
  - B: 15¾" (400 mm)
  - C: 8" (210 mm)
- 43" case:
- A: 3¾" (96 mm)
  - B: 13¾" (350 mm)
  - C: 12" (310 mm)

### Technology

**The active media table** is a technology agnostic solution, allowing one to bring their own technology application to the table. Customers are responsible for bringing and integrating technology and audio visual components.

*Tip: Consult an AV or IT professional early on in the design process for potential technology applications.*

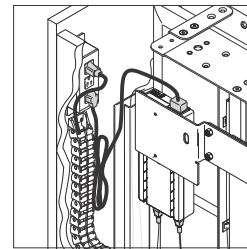


**User power trough**

provides access to power and technology connections for everyone at the table (3 outlet, 1 dual USB and 3 knockouts) or (3 Outlet, 1 dual USB and extron adapter plate cover).

*Tip: AV cords or extron AAP super plates will not be included, customers will need to specify own AV configuration.*

**Technology components** can be securely mounted to the media case and powered by the power receptacles within the media case.



**Wire managers** allow ease of cable routing and managing.

### Surface Materials

**Top**

- High-Pressure Laminate
- Open Line laminate (option)

**3 mm radius profile edge**

- Plastic

**Access legs**

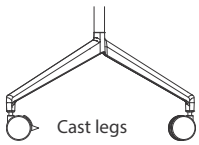
- Paint

**Dock and hooks on active media tables**

- 6059 Sterling Dark Solid
- 6249 Platinum Solid
- 6259 Midnight
- 6337 Element

# Flip-Top Tables

**Verb flip-top tables** are a folding and nesting table for active spaces. With easy to use one-handed folding lever and mechanism, one person can set it up, take down, move, and compactly store a roomful of tables with minimal effort. The table series is available in three shapes with two leg configurations on casters.

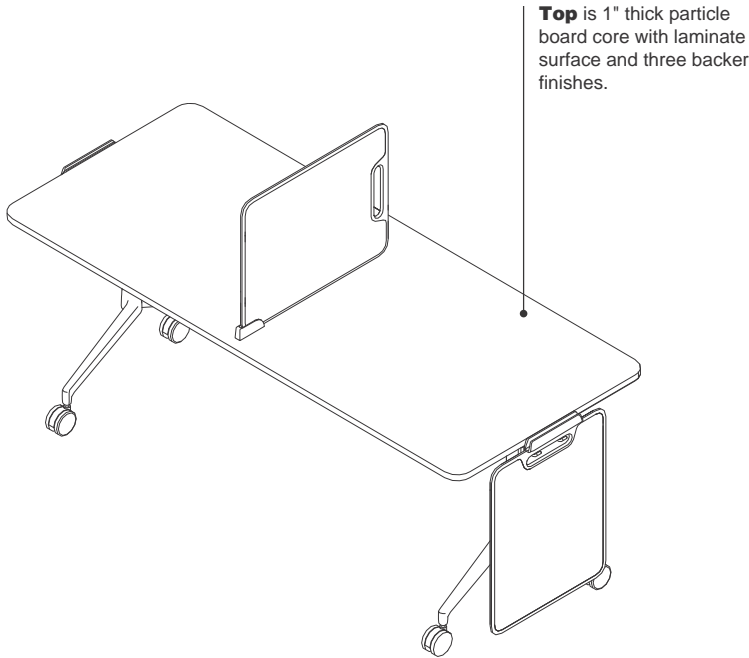


Cast legs

**Legs** are extruded and die-cast aluminum available in cast base.

**Cast leg:**

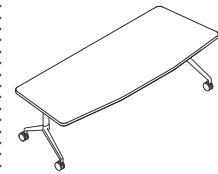
- 19"D, 24"D, and 30"D tables
- Chevron, team, and rectangle tables



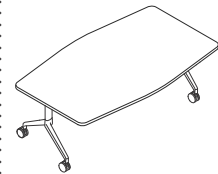
**Verb flip-top tables** are designed for active learning environments where flexibility and student engagement are key.

### Product Details

**Flip-top tables** have chevron shape tables, team shape tables, and rectangle shape tables.

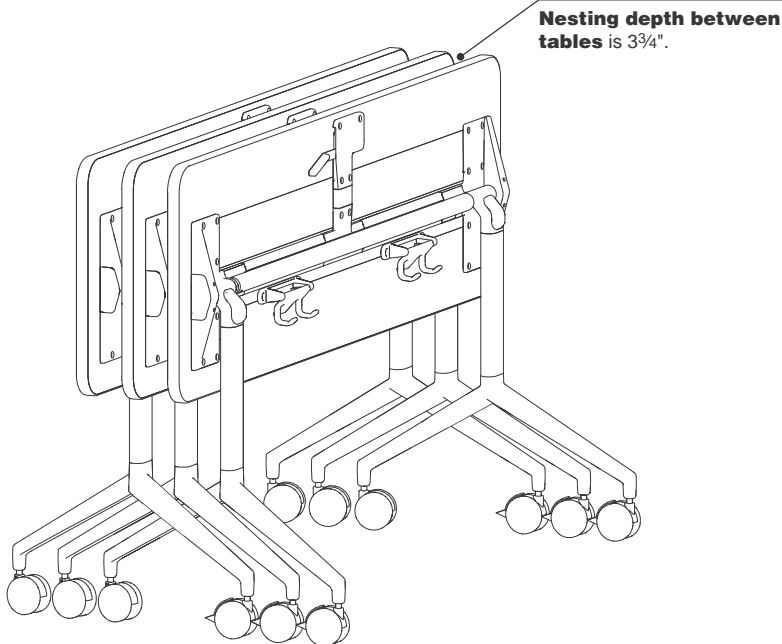


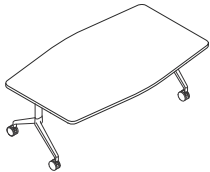
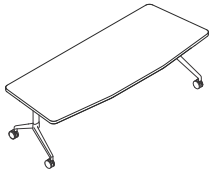
**The chevron shape tables** provide a sense of personal space division as well as creating a subtle arc when in lecture mode to allow line of sight to everyone in the row.



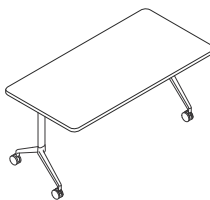
**The team shape tables** are designed specifically for small group work and project teams, offering the same angled shape as the chevron tables but on both sides of the table.

**Casters** are 3" diameter, dual wheels that allow the tables to move easily on carpet or hard floors. Flip-top tables are standard with two locking casters (user/flip-handle side) and two non-locking casters. Glides are not available on the flip-top table.



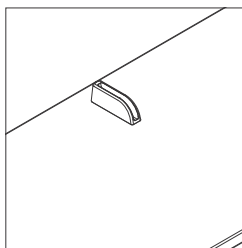


**On 84"W chevron and team tables**, there is a slight modification to the shape to allow three people to sit at the table instead of two. Rather than having two facets on the angled side of the table, 84" tables have three facets.



**The rectangle shape tables** can be used for more traditional applications as well as when smaller table sizes are necessary because the rectangle tables are available in 39" and 48" widths as well as the larger sizes.

**Worksurfaces** are wood-core with High-Pressure Laminate top and plastic 3 mm edge band. All corners have a 2" radius.

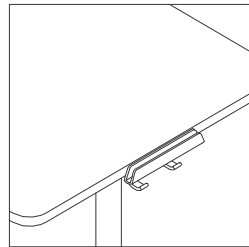


**Center docks without storage** are optional and provide a dock to support test mode.

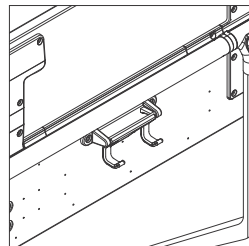
**84"W tables** are designed to have three students and will have two center docks (if center docks are specified).

**Center docks** are not available on tables smaller than 60" because they are designed primarily for test mode and tables smaller than 60" do not accommodate two students.

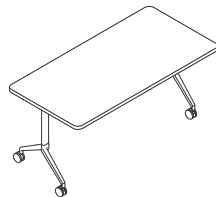
*Tip: Center docks are not available on team tables.*



**Side docks** allow display of whiteboards on the tables. For best results, rock the boards into place rather than pressing straight down. Side hooks allow storage of up to four boards per hook.



**Stow hook** allows for easy whiteboard storage when the table is in flipped mode.



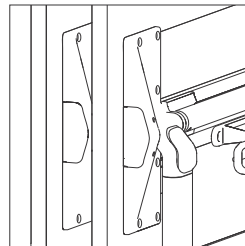
**Cast legs with two non-locking and two locking casters** are standard on flip-top tables. Legs are also available with four locking casters.

**Table height on legs** is 28½".

**Reinforcing channel** is not required on tables smaller than 60"W. On tables 66"W to 84"W, reinforcing channel comes standard to minimize deflection. The reinforcing channel will match the understructure finish selection (light, medium, or dark).

#### Flip-top modesty panels

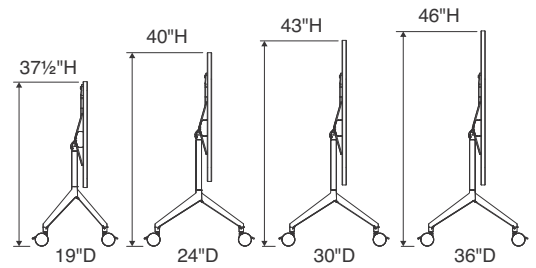
are constructed of a light-weight fiberglass substrate wrapped with Buzz2 fabric. Panel attaches to the underside of the table with a plastic extrusion that allows the panel to rotate from both the in-use and nested position with ease. Modesty panel stays with the table when flipped and in nesting position, or in-use position. Modesty panels are available for 39", 48", 60", 66", 72", and 84" flip-top rectangle and chevron tops.



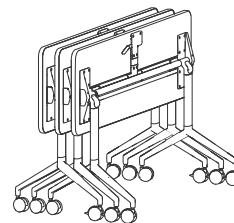
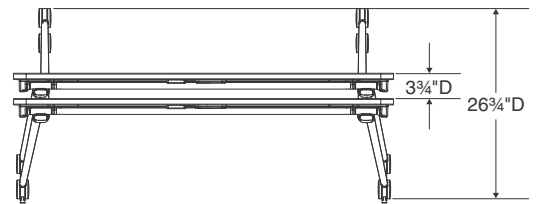
**Leg bumper** will always be the main point of contact between two nesting tables, even with the stow hooks and whiteboards.

**Tables** should be inspected and maintained regularly by tightening screws and bolts, inspecting casters for damage, and inspecting all moving parts for damage and wear.

**Release handle** is black and only used to unlock the table from the in-use position. Flip-top tables in the in-use position have a natural flex in them and are not completely static.



#### Rectangle table dimensions shown above



**Flip-top tables** can be nested for space saving storage. Each nested flip-top table adds approximately ¾" to the nesting depth.

#### Surface Materials

##### Top

- High-Pressure Laminate
- Open Line laminate (option)

##### 3 mm radius profile edge

- Plastic

##### Access legs, seated height-adjustable post legs, and standing height-adjustable post legs

- Paint

##### Dock and hooks on student tables

- 6059 Sterling Dark Solid
- 6249 Platinum Solid
- 6259 Midnight
- 6337 Element

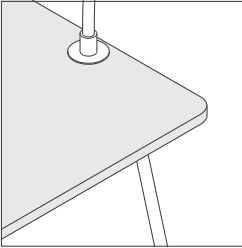
**The underside of the table** can be specified in one of three color options:

- Light
- Medium
- Dark

# Teaching Stations

**The Verb teaching station** is designed to provide support for a range of postures and work modes, including instruction, collaboration, and concentrated work.

## Product Details

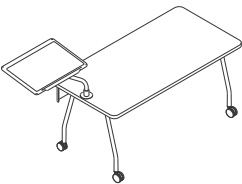


**Verb teaching station workspaces** are wood-core with High-Pressure Laminate top and plastic 3 mm edge band.

**Teaching stations** are 30"D and come in 50", 60", and 72" widths.



**Modesty panels** are optional on teaching stations.

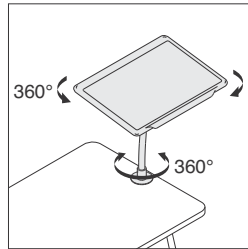


**The lectern** can be installed on the right or left side of table.

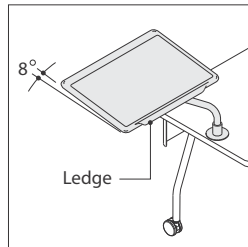
**Access legs with non-locking casters** come standard on teaching stations. Access legs are also available as an option with four locking casters, four glides, or two non-locking casters and two glides.

*Tip: Seated and standing height-adjustable post legs are not available on teaching stations.*

▶ See *Table Top and Leg Choices*, page 282.



**The lectern top and lectern arm** swivel 360° allowing for maximum position flexibility and enhanced sightlines.



**The lectern** has an ergonomic 8° slant and a ledge at the bottom.

**The lectern top** is a High-Pressure Laminate with a urethane edge.

**The lectern** has an optional cup holder.

## Surface Materials

### Top

- High-Pressure Laminate
- Open Line laminate (option)

### 3 mm Radius Profile Edge

- Plastic

### Access Legs

- Paint

### Modesty Panels

- Paint

### Lectern

- 6059 Sterling Dark Solid Urethane Edge with 2883 Seagull Laminate
- 6249 Platinum Solid Urethane Edge with 2883 Seagull Laminate
- 6337 Element Urethane Edge with 2885 Dune Laminate

### Lectern Arm

- 4750 Champagne Metallic
- 4799 Platinum Metallic
- 7360 Merle

### Cup holder

- 6059 Sterling Dark Solid



# Easel and Wall Track

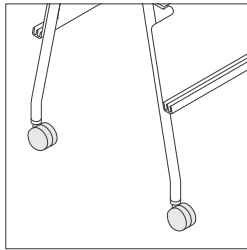
**Verb easel** facilitates effective display, storage, and presentation of Verb whiteboards.

**Verb wall track** offers additional display options for the Verb whiteboards and can add functionality to otherwise blank walls.

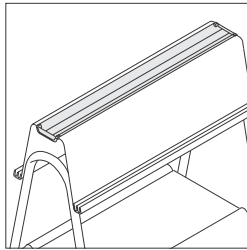
## Product Details



**Two-sided easel** comes standard with two shelves on each side and is 36"W.



**Each easel** comes standard with casters for ease of mobility.



**The easel top shelf** can be used to store markers and erasers and is available only in 6249 platinum solid finish.



**Wall track** comes in 6' and 8' lengths and is made from extruded anodized aluminum. It may be easily cut to length in the field.

**Each wall track** comes standard with hooks for use with the whiteboards.

## Maintenance

- Wipe board with a clean cloth moistened by a liquid markerboard cleaner or a solution of 50% water and 50% isopropyl alcohol.
- Rinse with clear water.
- Wipe dry with a clean cloth. If your board is used daily, the cleaning should be performed at least 2-3 times a week.

More thorough cleaning may be required if writing is left on the board for more than two days.

## Markers

Use any high-quality dry erase marker.

**CAUTION!** The use of Low Odor markers may cause ghosting to occur. If Low Odor markers have been used, the surface can be completely cleaned by following the cleaning instructions above. Remember to discard eraser if used with Low Odor markers.

## Removing Permanent Marker

Option 1:

- Write over the top of the permanent marker ink with a dry-erase marker
- Simply erase

Option 2:

- Moisten a clean, dry cloth with isopropyl alcohol
- Wipe the board in a circular motion to loosen marker residue
- Rinse with clear water
- Dry the board with a clean cloth
- Repeat these steps as necessary

## Installer's Instructions for Initial Cleaning at Time of Installation

**NOTE:** These initial cleaning instructions are shipped with every board.

- For initial cleaning, wipe your board with a clean cloth moistened by a mild, alcohol-based cleaner.
- Rinse with clear water. This step is simple, but very important.
- Wipe dry with a clean cloth.

## Surface Materials

### Easel Frame/Legs

- 4750 Champagne Metallic
- 4799 Platinum Metallic
- 7360 Merle

### Easel Display Shelf

- 7360 Merle

### Easel Shelf Inserts and Top Cap

- 6249 Platinum Solid

### Wall Track Hook

- 6249 Platinum Solid

# Table Top and Leg Choices

	• Dimensions		• Access Leg				• Seated Height-Adjustable Post Leg			
	D	W	With non-locking casters	With locking casters	With glides	With two non-locking casters and two glides	With non-locking casters	With locking casters	With Glides	With two non-locking casters and two glides

## Personal Tables

Keystone	19** and 24"	34"	●	●	●	●	N.A.	N.A.	●	N.A.
Rectangle	19** and 24"	34"	●	●	●	●	N.A.	N.A.	●	N.A.
Triangle	22"	33"	N.A.	N.A.	●	N.A.	N.A.	N.A.	N.A.	N.A.

## Student Tables

Chevron	19"	60"–84"	●	●	●	●	N.A.	N.A.	●	N.A.
	24"	60"–84"	●	●	●	●	●	●	●	●
	30"	60"–84"	●	●	●	●	●	●	●	●
Team	24"	60"–84"	●	●	●	●	●	●	●	●
	30"	60"–84"	●	●	●	●	●	●	●	●
Trapezoid	30"	60"–84"	●	●	●	●	●	●	●	●
Rectangle	19"	39"–84"	●	●	●	●	N.A.	N.A.	●	N.A.
	24"	39"	●	●	●	●	N.A.	N.A.	●	N.A.
	24"	48"–84"	●	●	●	●	●	●	●	●
	30"	48"–84"	●	●	●	●	●	●	●	●

## Media Tables

Rounded	60"	78"	●	●	●	●	●	●	●	●
Square	60"	60"	●	●	●	●	●	●	●	●
Trapezoid	60"	60" and 84"	●	●	●	●	●	●	●	●

## Active Media Tables

Rectangle	34"	61" and 87"	N.A.	●	●	N.A.	N.A.	N.A.	N.A.	N.A.
	43"	61" and 87"	N.A.	●	●	N.A.	N.A.	N.A.	N.A.	N.A.
Rounded	34"	87"	N.A.	●	●	N.A.	N.A.	N.A.	N.A.	N.A.
	43"	87"	N.A.	●	●	N.A.	N.A.	N.A.	N.A.	N.A.
Tapered	34"	87"	N.A.	●	●	N.A.	N.A.	N.A.	N.A.	N.A.
	43"	87"	N.A.	●	●	N.A.	N.A.	N.A.	N.A.	N.A.

## Flip-Top Tables

Chevron	19"	60"–84"	N.A.	N.A.	N.A.	N.A.	N.A.	N.A.	N.A.	N.A.
	24"	60"–84"	N.A.	N.A.	N.A.	N.A.	N.A.	N.A.	N.A.	N.A.
	30"	60"–84"	N.A.	N.A.	N.A.	N.A.	N.A.	N.A.	N.A.	N.A.
Team	24"	60"–84"	N.A.	N.A.	N.A.	N.A.	N.A.	N.A.	N.A.	N.A.
	30"	60"–84"	N.A.	N.A.	N.A.	N.A.	N.A.	N.A.	N.A.	N.A.
Rectangle	19**	39"–84"	N.A.	N.A.	N.A.	N.A.	N.A.	N.A.	N.A.	N.A.
	24**	39"–84"	N.A.	N.A.	N.A.	N.A.	N.A.	N.A.	N.A.	N.A.
	30**	48"–84"	N.A.	N.A.	N.A.	N.A.	N.A.	N.A.	N.A.	N.A.

## Teaching Stations

30"	50"–72"	●	●	●	●	N.A.	N.A.	N.A.	N.A.
-----	---------	---	---	---	---	------	------	------	------

\* Can not be used with modesty panel.

\*\* Must be used with modesty panel.

	• Dimensions		• Standing Height-Adjustable Post Leg				• Flip-Top Cast Legs	
	D	W	With locking casters	With glides	With two non-locking casters and two glides	With non-locking casters	With locking casters	With two locking casters and two non-locking casters
<b>Personal Tables</b>								
Keystone	19" and 24"	34"	N.A.	N.A.	N.A.	N.	N.A.	N.A.
Rectangle	19" and 24"	34"	N.A.	N.A.	N.A.	N.A.	N.A.	N.A.
Triangle	22"	33"	N.A.	N.A.	N.A.	N.A.	N.A.	N.A.
<b>Student Tables</b>								
Chevron	19"	60"–84"	N.A.	N.A.	N.A.	N.A.	N.A.	N.A.
	24"	60"–84"	N.A.	●	N.A.	N.A.	N.A.	N.A.
	30"	60"–84"	**	●	**	**	N.A.	N.A.
Team	24"	60"–84"	N.A.	●	N.A.	N.A.	N.A.	N.A.
	30"	60"–84"	●	●	●	●	N.A.	N.A.
Trapezoid	30"	60"–84"	N.A.	●	N.A.	N.A.	N.A.	N.A.
Rectangle	19"	39"–84"	N.A.	N.A.	N.A.	N.A.	N.A.	N.A.
	24"	39"	N.A.	N.A.	N.A.	N.A.	N.A.	N.A.
	24"	48"–84"	N.A.	●	N.A.	N.A.	N.A.	N.A.
	30"	48"–84"	*	●	*	*	N.A.	N.A.
<b>Media Tables</b>								
Rounded	60"	78"	●	●	●	●	N.A.	N.A.
Square	60"	60"	●	●	●	●	N.A.	N.A.
Trapezoid	60"	60" and 84"	●	●	●	●	N.A.	N.A.
<b>Active Media Tables</b>								
Rectangle	34"	61" and 87"	N.A.	N.A.	N.A.	N.A.	N.A.	N.A.
	43"	61" and 87"	N.A.	N.A.	N.A.	N.A.	N.A.	N.A.
Rounded	34"	87"	N.A.	N.A.	N.A.	N.A.	N.A.	N.A.
	43"	87"	N.A.	N.A.	N.A.	N.A.	N.A.	N.A.
Tapered	34"	87"	N.A.	N.A.	N.A.	N.A.	N.A.	N.A.
	43"	87"	N.A.	N.A.	N.A.	N.A.	N.A.	N.A.
<b>Flip-Top Tables</b>								
Chevron	19"	60"–84"	N.A.	N.A.	N.A.	N.A.	●	●
	24"	60"–84"	N.A.	N.A.	N.A.	N.A.	●	●
	30"	60"–84"	N.A.	N.A.	N.A.	N.A.	●	●
Team	24"	60"–84"	N.A.	N.A.	N.A.	N.A.	●	●
	30"	60"–84"	N.A.	N.A.	N.A.	N.A.	●	●
Rectangle	19"	39"–84"	N.A.	N.A.	N.A.	N.A.	●	●
	24"	39"–84"	N.A.	N.A.	N.A.	N.A.	●	●
	30"	48"–84"	N.A.	N.A.	N.A.	N.A.	●	●
<b>Teaching Stations</b>	30"	50"–72"	N.A.	N.A.	N.A.	N.A.	N.A.	N.A.

Verb

# Dock Storage Availability

	Dimensions		Side Dock and Hook (1 set)	Side Dock and Hook (2 sets)	Side Dock, Hook, and Center Storage Dock	Center Storage Dock	Center Dock Without Storage	Stow Hook
	D	W						
<b>Personal Tables</b>								
Keystone	19"*	34"	●	●	N.A.	N.A.	N.A.	N.A.
	24"	34"	●	●	N.A.	N.A.	N.A.	N.A.
Rectangle	19"*	34"	●	●	N.A.	N.A.	N.A.	N.A.
	24"	34"	●	●	N.A.	N.A.	N.A.	N.A.
Triangle	22"	33"	●	N.A.	N.A.	N.A.	N.A.	N.A.
<b>Student Tables</b>								
Chevron	19", 24", and 30"	60"–84"	N.A.	●	●	●	N.A.	N.A.
Team	24" and 30"	60"–84"	N.A.	●	N.A.	N.A.	N.A.	N.A.
Trapezoid	30"	62"	N.A.	●	N.A.	N.A.	N.A.	N.A.
Rectangle	19" and 24"	39"–48"	N.A.	●	N.A.	N.A.	N.A.	N.A.
	19" and 24"	60"–84"	N.A.	●	●	●	N.A.	N.A.
	30"	48"	N.A.	●	●	●	N.A.	N.A.
	30"	60"–84"	N.A.	●	●	●	N.A.	N.A.
<b>Media Tables</b>								
Rounded	60"	78"	N.A.	●	N.A.	N.A.	N.A.	N.A.
Square	60"	60"	N.A.	●	N.A.	N.A.	N.A.	N.A.
Trapezoid	60"	60" and 84"	N.A.	●	N.A.	N.A.	N.A.	N.A.
<b>Active Media Tables</b>								
Rectangle	34"	61" and 87"	●	N.A.	N.A.	N.A.	N.A.	●
	43"	61" and 87"	●	N.A.	N.A.	N.A.	N.A.	●
Rounded	34"	87"	●	N.A.	N.A.	N.A.	N.A.	●
	43"	87"	●	N.A.	N.A.	N.A.	N.A.	●
Tapered	34"	87"	●	N.A.	N.A.	N.A.	N.A.	●
	43"	87"	●	N.A.	N.A.	N.A.	N.A.	●
<b>Flip-Top Tables</b>								
Chevron	19"	60"–84"	●	●	N.A.	N.A.	●	●
	24"	60"–84"	●	●	N.A.	N.A.	●	●
	30"	60"–84"	●	●	N.A.	N.A.	●	●
Team	24"	60"–84"	●	●	N.A.	N.A.	●	●
	30"	60"–84"	●	●	N.A.	N.A.	●	●
Rectangle	19"***	39"–84"	●	●	N.A.	N.A.	●	●
	24"***	39"–84"	●	●	N.A.	N.A.	●	●
	30"***	48"–84"	●	●	N.A.	N.A.	●	●
<b>Teaching Stations</b>	30"	50"–72"	N.A.	N.A.	N.A.	N.A.	N.A.	N.A.

\* Side docks are not available on 19"D personal tables with casters.

\*\* Center docks are not available on flip-top tables under 60"W.

# Personal Tables

Standard Includes		Required to Specify
<ul style="list-style-type: none"> <li>▶ Need help? Product details, page 270</li> </ul>	<ul style="list-style-type: none"> <li>Table: 1½"- thick top, High-Pressure Laminate price group 1</li> <li>3 mm radius profile edge: plastic</li> <li>Access legs with non-locking casters: paint group 1</li> <li>Triangle table is standard with three access legs and glides</li> </ul>	<ol style="list-style-type: none"> <li>Style number</li> <li>High-Pressure Laminate color number for table</li> <li>Plastic edge band color number for table</li> <li>Paint color number for legs</li> <li>Options, if selected (see below)</li> </ol> <ul style="list-style-type: none"> <li>▶ See <i>Surface Materials</i>, page 302.</li> </ul>

Options	U.S. Price	Required to Specify	
<b>Surface Materials</b>	<b>Legs on keystone and rectangle tables</b>		
<ul style="list-style-type: none"> <li>Paint price group 1</li> <li>Paint price group 2</li> <li>Paint price group 3</li> </ul>	<ul style="list-style-type: none"> <li>No cost</li> <li>+\$ 63</li> <li>+\$104</li> </ul>	<ul style="list-style-type: none"> <li>Specify paint color number.</li> <li>Specify paint color number.</li> <li>Specify paint color number.</li> </ul>	
	<b>Legs on triangle table</b>		
<ul style="list-style-type: none"> <li>Paint price group 1</li> <li>Paint price group 2</li> <li>Paint price group 3</li> </ul>	<ul style="list-style-type: none"> <li>No cost</li> <li>+\$ 46</li> <li>+\$ 57</li> </ul>	<ul style="list-style-type: none"> <li>Specify paint color number.</li> <li>Specify paint color number.</li> <li>Specify paint color number.</li> </ul>	
	<b>High-Pressure Laminate worksurfaces</b>		
<ul style="list-style-type: none"> <li>Laminate price group 2</li> <li>Laminate price group 3</li> <li>Open Line Laminate</li> </ul>	<ul style="list-style-type: none"> <li>See information at left</li> <li>See information at left</li> <li>+\$102 plus cost of laminate</li> </ul>	<ul style="list-style-type: none"> <li>Specify laminate color number.</li> <li>Specify laminate color number.</li> <li>▶ See <i>Surface Materials Reference Manual</i>.</li> </ul>	
<b>Leg Options</b>	<b>Access legs</b>		
	<ul style="list-style-type: none"> <li>Locking casters</li> <li>Glides</li> <li>Two non-locking casters and two glides</li> </ul>	<ul style="list-style-type: none"> <li>No cost</li> <li>-\$ 29</li> <li>-\$ 12</li> </ul>	<ul style="list-style-type: none"> <li>Specify <i>with access legs with locking casters</i>.</li> <li>Specify <i>with access legs with glides</i>.</li> <li>Specify <i>with access legs with two non-locking casters and two glides</i>.</li> </ul>
	<b>Seated height-adjustable post legs</b>		
	<ul style="list-style-type: none"> <li>Glides</li> </ul>	<ul style="list-style-type: none"> <li>+\$350</li> </ul>	<ul style="list-style-type: none"> <li>Specify <i>with seated height-adjustable post leg with glides</i>.</li> </ul>
<b>Dock Storage Options</b>	<ul style="list-style-type: none"> <li>No dock</li> <li>Side dock and hook (one set)</li> <li>Side dock and hook (two sets)</li> </ul>	<ul style="list-style-type: none"> <li>No cost</li> <li>+\$ 74</li> <li>+\$148</li> </ul>	<ul style="list-style-type: none"> <li>Specify <i>with no dock</i>.</li> <li>Specify <i>with dock and hook (one set) and specify plastic finish</i>.</li> <li>Specify <i>with dock and hook (two sets) and specify plastic finish</i>.</li> </ul>

**For laminate price group 2 and 3 pricing, please refer to the electronic catalog or SmartTools.**

*Tip: The triangle table is only available with three access legs and glides.*

*Tip: The triangle table is optional with only one side dock and hook.*

*Tip: Side docks are not available on 19"D personal tables with casters.*

Specification Information			
Dimensions		Style	U.S.
D	W	Number	Base Price

Keystone Tables			
19"	34"	<b>VTK1934</b>	\$924
24"	34"	<b>VTK2434</b>	\$940

Rectangle Tables			
19"	34"	<b>VTR1934</b>	\$924
24"	34"	<b>VTR2434</b>	\$940

Triangle Table			
22"	33"	<b>VTP2233</b>	\$722



# Chevron Tables



► Need help?  
Product details,  
page 272

## Standard Includes

- Table: 1½"- thick top, High-Pressure Laminate price group 1
- 3 mm radius profile edge: plastic
- Access legs with non-locking casters: paint group 1
- Reinforcing channel on 84" tables

## Required to Specify

- 1 Style number
  - 2 High-Pressure Laminate color number for table
  - 3 Plastic edge band color number for table
  - 4 Paint color number for legs
  - 5 Options, if selected (see below)
- See *Surface Materials*, page 302.

**For laminate price group 2 and 3 pricing,** please refer to the electronic catalog or *SmartTools*.

*Tip: On 19"D tables, only seated height-adjustable post legs with glides are available.*

*Tip: Reinforcing channel is not needed on tops smaller than 60" or when a modesty panel is specified. 84" tables come standard with reinforcing channel.*

	Options	U.S. Price	Required to Specify
<b>Surface Materials</b>	<b>Legs</b>		
	• Paint price group 1	No cost	Specify paint color number.
	• Paint price group 2	+\$ 63	Specify paint color number.
	• Paint price group 3	+\$104	Specify paint color number.
	<b>Modesty panel</b>		
	• Paint price group 1	No cost	Specify paint color number.
	• Paint price group 2	+\$ 33	Specify paint color number.
	• Paint price group 3	+\$ 52	Specify paint color number.
	<b>High-Pressure Laminate worksurfaces</b>		
	• Laminate price group 2	See information at left	Specify laminate color number.
	• Laminate price group 3	See information at left	Specify laminate color number.
	• Open Line Laminate	+\$102 plus cost of laminate	► See <i>Surface Materials Reference Manual</i> .
<b>Leg Options</b>	<b>Access legs</b>		
	• Locking casters	No cost	Specify <i>with access legs with locking casters</i> .
	• Glides	-\$ 29	Specify <i>with access legs with glides</i> .
	• Two non-locking casters and two glides	-\$ 12	Specify <i>with access legs with two non-locking casters and two glides</i> .
	<b>Seated height-adjustable post legs</b>		
	• Non-locking casters	Prices at right	Specify <i>with seated height-adjustable post leg with non-locking casters</i> .
	• Locking casters	Prices at right	Specify <i>with seated height-adjustable post leg with locking casters</i> .
	• Glides	Prices at right	Specify <i>with seated height-adjustable post leg with glides</i> .
	• Two non-locking casters and two glides	Prices at right	Specify <i>with seated height-adjustable post leg with two non-locking casters and two glides</i> .
	<b>Standing height-adjustable post legs</b>		
• Non-locking casters	Prices at right	Specify <i>with standing height-adjustable post leg with non-locking casters</i> .	
• Locking casters	Prices at right	Specify <i>with standing height-adjustable post leg with locking casters</i> .	
• Glides	Prices at right	Specify <i>with standing height-adjustable post leg with glides</i> .	
• Two non-locking casters and two glides	Prices at right	Specify <i>with standing height-adjustable post leg with two non-locking casters and two glides</i> .	
<b>Modesty Panel</b>	• Steel modesty panel	+\$286	Specify <i>with modesty panel</i> and specify paint color number.

► Options, continued on next page



**For Canadian Pricing**  
Multiply U.S. Price by the Canadian price factor.  
► See page 1 for details.

► Options, continued from previous page

Options	U.S. Price	Required to Specify	
<b>Dock Storage Options</b>	• No dock	No cost	
	• Side dock and hook (two sets)	+\$148	
	• Side dock, hook, and center storage dock on units 72" and smaller	+\$196	
	• Side dock, hook, and center storage dock on 84" units	+\$249	
	• Center storage dock on 72" units and smaller	+\$ 50	
	• Center storage dock on 84" units	+\$101	
	Specify <i>with no dock</i> . Specify <i>with dock and side hook (two sets)</i> and specify plastic finish. Specify <i>with dock, hook, and center storage dock</i> and specify plastic finish. Specify <i>with dock, hook, and center storage dock</i> and specify plastic finish. Specify <i>with center storage dock</i> and specify plastic finish. Specify <i>with center storage dock</i> and specify plastic finish.		
<b>Reinforcing Channel</b>	• Reinforcing channel	+\$ 75	Specify <i>with reinforcing channel</i> .

**Specification Information**

Dimensions D W	Style Number	U.S. Base Price	Options (Add \$ to Base Price)							
			Seated Height-Adjustable Post Legs				Standing Height-Adjustable Post Legs			
			with Non- Locking Casters	with Locking Casters	with Glides	with Two Casters and Two Glides	with Non- Locking Casters	with Locking Casters	with Glides	with Two Casters and Two Glides
19" 60"	<b>VTC1960</b>	\$1099	N.A.	N.A.	+\$350	N.A.	N.A.	N.A.	N.A.	N.A.
19" 66"	<b>VTC1966</b>	\$1121	N.A.	N.A.	+\$350	N.A.	N.A.	N.A.	N.A.	N.A.
19" 72"	<b>VTC1972</b>	\$1149	N.A.	N.A.	+\$350	N.A.	N.A.	N.A.	N.A.	N.A.
19" 84"	<b>VTC1984</b>	\$1346	N.A.	N.A.	+\$350	N.A.	N.A.	N.A.	N.A.	N.A.
24" 60"	<b>VTC2460</b>	\$1149	+\$384	+\$384	+\$350	+\$366	N.A.	N.A.	+\$493	N.A.
24" 66"	<b>VTC2466</b>	\$1181	+\$384	+\$384	+\$350	+\$366	N.A.	N.A.	+\$493	N.A.
24" 72"	<b>VTC2472</b>	\$1212	+\$384	+\$384	+\$350	+\$366	N.A.	N.A.	+\$493	N.A.
24" 84"	<b>VTC2484</b>	\$1417	+\$384	+\$384	+\$350	+\$366	N.A.	N.A.	+\$493	N.A.
30" 60"	<b>VTC3060</b>	\$1212	+\$384	+\$384	+\$350	+\$366	+\$520	+\$520	+\$493	+\$506
30" 66"	<b>VTC3066</b>	\$1255	+\$384	+\$384	+\$350	+\$366	+\$520	+\$520	+\$493	+\$506
30" 72"	<b>VTC3072</b>	\$1294	+\$384	+\$384	+\$350	+\$366	+\$520	+\$520	+\$493	+\$506
30" 84"	<b>VTC3084</b>	\$1512	+\$384	+\$384	+\$350	+\$366	+\$520	+\$520	+\$493	+\$506



Tip: 84" tops come standard with reinforcing channel.

Tip: On tables 24"D with standing height-adjustable post legs and modesty panels, Chevron tables are only available with glides.

Tip: On tables with standing height-adjustable post legs and casters, Chevron tables 30"D x 60"-84"W must be used with a modesty panel.



**For Canadian Pricing**

Multiply U.S. Price by the Canadian price factor.

► See page 1 for details.

# Team and Trapezoid Tables



**For laminate price group 2 and 3 pricing, please refer to the electronic catalog or SmartTools.**

Standard Includes		Required to Specify	
<ul style="list-style-type: none"> <li>▶ Need help? Product details, page 272</li> </ul>	<ul style="list-style-type: none"> <li>Table: 1 1/8" - thick top, High-Pressure Laminate price group 1</li> <li>3 mm radius profile edge: plastic</li> <li>Access legs with non-locking casters: paint group 1</li> <li>Reinforcing channel on 84" tables</li> </ul>	<ol style="list-style-type: none"> <li>Style number</li> <li>High-Pressure Laminate color number for table</li> <li>Plastic edge band color number for table</li> <li>Paint color number for legs</li> <li>Options, if selected (see below)</li> </ol>	<ul style="list-style-type: none"> <li>▶ See <i>Surface Materials</i>, page 302.</li> </ul>
Options	U.S. Price	Required to Specify	
<b>Surface Materials</b>	<b>Legs</b> <ul style="list-style-type: none"> <li>Paint price group 1</li> <li>Paint price group 2</li> <li>Paint price group 3</li> </ul>	No cost +\$ 63 +\$104	Specify paint color number. Specify paint color number. Specify paint color number.
	<b>High-Pressure Laminate worksurfaces</b> <ul style="list-style-type: none"> <li>Laminate price group 2</li> <li>Laminate price group 3</li> <li>Open Line Laminate</li> </ul>	See information at left See information at left +\$102 plus cost of laminate	Specify laminate color number. Specify laminate color number. ▶ See <i>Surface Materials Reference Manual</i> .
<b>Leg Options</b>	<b>Access legs</b> <ul style="list-style-type: none"> <li>Locking casters</li> <li>Glides</li> <li>Two non-locking casters and two glides</li> </ul>	No cost -\$ 29 -\$ 12	Specify <i>with access legs with locking casters</i> . Specify <i>with access legs with glides</i> . Specify <i>with access legs with two non-locking casters and two glides</i> .
	<b>Seated height-adjustable post legs</b> <ul style="list-style-type: none"> <li>Non-locking casters</li> <li>Locking casters</li> <li>Glides</li> <li>Two non-locking casters, two glides</li> </ul>	Prices at right Prices at right Prices at right Prices at right	Specify <i>with seated height-adjustable post leg with non-locking casters</i> . Specify <i>with seated height-adjustable post leg with locking casters</i> . Specify <i>with seated height-adjustable post leg with glides</i> . Specify <i>with seated height-adjustable post leg with two non-locking casters and two glides</i> .
	<b>Standing height-adjustable post legs</b> <ul style="list-style-type: none"> <li>Non-locking casters</li> <li>Locking casters</li> <li>Glides</li> <li>Two non-locking casters, two glides</li> </ul>	Prices at right Prices at right Prices at right Prices at right	Specify <i>with standing height-adjustable post leg with non-locking casters</i> . Specify <i>with standing height-adjustable post leg with locking casters</i> . Specify <i>with standing height-adjustable post leg with glides</i> . Specify <i>with standing height-adjustable post leg with two non-locking casters and two glides</i> .
<b>Dock Storage Options</b>	<ul style="list-style-type: none"> <li>No dock</li> <li>Side dock and hook (two sets)</li> </ul>	No cost +\$148	Specify <i>with no dock</i> . Specify <i>with dock and hook (two sets) and specify plastic finish</i> .
<b>Reinforcing Channel</b>	<ul style="list-style-type: none"> <li>Reinforcing channel</li> </ul>	+\$ 75	Specify <i>with reinforcing channel</i> .

*Tip: Side docks may only be placed on the angled sides of the trapezoid table.*



**For Canadian Pricing**  
 Multiply U.S. Price by the Canadian price factor.  
 ▶ See page 1 for details.



**Specification Information**

Dimensions D W		Style Number	U.S. Base Price	Options (Add \$ to Base Price)							
				Seated Height-Adjustable Post Legs				Standing Height-Adjustable Post Legs			
				with Non- Locking Casters	with Locking Casters	with Glides	with Two Casters and Two Glides	with Non- Locking Casters	with Locking Casters	with Glides	with Two Casters and Two Glides



**Team Tables**

24"	60"	<b>VTT2460</b>	\$1198	+\$384	+\$384	+\$350	+\$366	N.A.	N.A.	+\$493	N.A.
24"	72"	<b>VTT2472</b>	\$1294	+\$384	+\$384	+\$350	+\$366	N.A.	N.A.	+\$493	N.A.
24"	84"	<b>VTT2484</b>	\$1393	+\$384	+\$384	+\$350	+\$366	N.A.	N.A.	+\$493	N.A.
30"	60"	<b>VTT3060</b>	\$1269	+\$384	+\$384	+\$350	+\$366	+\$520	+\$520	+\$493	+\$506
30"	72"	<b>VTT3072</b>	\$1387	+\$384	+\$384	+\$350	+\$366	+\$520	+\$520	+\$493	+\$506
30"	84"	<b>VTT3084</b>	\$1544	+\$384	+\$384	+\$350	+\$366	+\$520	+\$520	+\$493	+\$506



**Trapezoid Table**

30"	62"	<b>VTZ3062</b>	\$1219	+\$384	+\$384	+\$350	+\$366	N.A.	N.A.	+\$493	N.A.
-----	-----	----------------	--------	--------	--------	--------	--------	------	------	--------	------

 **For Canadian Pricing**  
 Multiply U.S. Price by the  
 Canadian price factor.  
 ▶ See page 1 for details.



# Rectangle Tables



► Need help?  
Product details,  
page 272

## Standard Includes

- Table: 1½"- thick top, High-Pressure Laminate price group 1
- 3 mm radius profile edge: plastic
- Access legs with non-locking casters: paint group 1
- Reinforcing channel on 84" tables

## Required to Specify

- 1 Style number
  - 2 High-Pressure Laminate color number for table
  - 3 Plastic edge band color number for table
  - 4 Paint color number for legs
  - 5 Options, if selected (see below)
- See *Surface Materials*, page 302.

**For laminate price group 2 and 3 pricing,** please refer to the electronic catalog or *SmartTools*.

	Options	U.S. Price	Required to Specify
<b>Surface Materials</b>	<b>Legs</b>		
	• Paint price group 1	No cost	Specify paint color number.
	• Paint price group 2	+\$ 63	Specify paint color number.
	• Paint price group 3	+\$104	Specify paint color number.
	<b>Modesty panel</b>		
	• Paint price group 1	No cost	Specify paint color number.
	• Paint price group 2	+\$ 33	Specify paint color number.
	• Paint price group 3	+\$ 52	Specify paint color number.
	<b>High-Pressure Laminate worksurfaces</b>		
	• Laminate price group 2	See information at left	Specify laminate color number.
	• Laminate price group 3	See information at left	Specify laminate color number.
	• Open Line Laminate	+\$102 plus cost of laminate	► See <i>Surface Materials Reference Manual</i> .
<b>Leg Options</b>	<b>Access legs</b>		
	• Locking casters	No cost	Specify with access legs with locking casters.
	• Glides	-\$ 29	Specify with access legs with glides.
	• Two non-locking casters and two glides	-\$ 12	Specify with access legs with two non-locking casters and two glides.
	<b>Seated height-adjustable post legs</b>		
	• Non-locking casters	Prices at right	Specify with seated height-adjustable post leg with non-locking casters.
	• Locking casters	Prices at right	Specify with seated height-adjustable post leg with locking casters.
	• Glides	Prices at right	Specify with seated height-adjustable post leg with glides.
	• Two non-locking casters, two glides	Prices at right	Specify with seated height-adjustable post leg with two non-locking casters and two glides.
	<b>Standing height-adjustable post legs</b>		
	• Non-locking casters	Prices at right	Specify with standing height-adjustable post leg with non-locking casters.
	• Locking casters	Prices at right	Specify with standing height-adjustable post leg with locking casters.
	• Glides	Prices at right	Specify with standing height-adjustable post leg with glides.
	• Two non-locking casters, two glides	Prices at right	Specify with standing height-adjustable post leg with two non-locking casters and two glides.
<b>Modesty Panel</b>	• Steel modesty panel	+\$286	Specify with modesty panel and specify paint color number.

► Options, continued on next page

*Tip: On all 19"D tables and on all 39"W tables only seated height-adjustable post legs with glides are available.*

*Tip: On tables 24"D with standing height-adjustable post legs and modesty panels, rectangle tables are only available with glides.*

*Tip: On tables with standing height-adjustable post legs and casters, rectangle tables 30"D x 48"-84"W, cannot be used with a modesty panel.*

*Tip: Modesty panels are not available on 19"D x 39"W or 24"D x 39"W rectangle tables.*

*Tip: 39"W and 48"W tables can only have side dock and hook.*

► Options, continued from previous page

Options	U.S. Price	Required to Specify
<b>Dock Storage Options</b>		
• No dock	No cost	Specify <i>with no dock</i> .
• Side dock and hook (two sets)	+\$148	Specify <i>with dock and hook (two sets)</i> and specify plastic finish.
• Side dock, hook, and center storage dock on 60"-72" units	+\$196	Specify <i>with dock, hook, and center storage dock</i> and specify plastic finish.
• Side dock, hook, and center storage dock on 84" units	+\$249	Specify <i>with dock, hook, and center storage dock</i> and specify plastic finish.
• Center storage dock on 72" units and smaller	+\$ 50	Specify <i>with center storage dock</i> and specify plastic finish.
• Center storage dock on 84" units	+\$101	Specify <i>with center storage dock</i> and specify plastic finish.
<b>Reinforcing Channel</b>	• Reinforcing channel	+\$ 75
		Specify <i>with reinforcing channel</i> .

Tip: Reinforcing channel is not needed on tops smaller than 60" or when a modesty panel is specified. 84" tables come standard with reinforcing channel.

**Specification Information**

Dimensions D W	Style Number	U.S. Base Price	Options (Add \$ to Base Price)							
			Seated Height-Adjustable Post Legs				Standing Height-Adjustable Post Legs			
			with Non- Locking Casters	with Locking Casters	with Glides	with Two Casters and Two Glides	with Non- Locking Casters	with Locking Casters	with Glides	with Two Casters and Two Glides

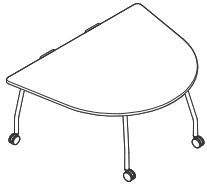


Tip: 84" tables come standard with reinforcing channel.

19" 39"	<b>VTR1939</b>	\$ 972	N.A.	N.A.	+\$350	N.A.	N.A.	N.A.	N.A.	N.A.	N.A.
19" 48"	<b>VTR1948</b>	\$1013	N.A.	N.A.	+\$350	N.A.	N.A.	N.A.	N.A.	N.A.	N.A.
19" 60"	<b>VTR1960</b>	\$1053	N.A.	N.A.	+\$350	N.A.	N.A.	N.A.	N.A.	N.A.	N.A.
19" 66"	<b>VTR1966</b>	\$1089	N.A.	N.A.	+\$350	N.A.	N.A.	N.A.	N.A.	N.A.	N.A.
19" 72"	<b>VTR1972</b>	\$1121	N.A.	N.A.	+\$350	N.A.	N.A.	N.A.	N.A.	N.A.	N.A.
19" 84"	<b>VTR1984</b>	\$1335	N.A.	N.A.	+\$350	N.A.	N.A.	N.A.	N.A.	N.A.	N.A.
24" 39"	<b>VTR2439</b>	\$1002	N.A.	N.A.	+\$350	N.A.	N.A.	N.A.	N.A.	N.A.	N.A.
24" 48"	<b>VTR2448</b>	\$1033	+\$384	+\$384	+\$350	+\$366	N.A.	N.A.	+\$493	N.A.	N.A.
24" 60"	<b>VTR2460</b>	\$1078	+\$384	+\$384	+\$350	+\$366	N.A.	N.A.	+\$493	N.A.	N.A.
24" 66"	<b>VTR2466</b>	\$1121	+\$384	+\$384	+\$350	+\$366	N.A.	N.A.	+\$493	N.A.	N.A.
24" 72"	<b>VTR2472</b>	\$1163	+\$384	+\$384	+\$350	+\$366	N.A.	N.A.	+\$493	N.A.	N.A.
24" 84"	<b>VTR2484</b>	\$1393	+\$384	+\$384	+\$350	+\$366	N.A.	N.A.	+\$493	N.A.	N.A.
30" 48"	<b>VTR3048</b>	\$1070	+\$384	+\$384	+\$350	+\$366	+\$520	+\$520	+\$493	+\$506	+\$506
30" 60"	<b>VTR3060</b>	\$1119	+\$384	+\$384	+\$350	+\$366	+\$520	+\$520	+\$493	+\$506	+\$506
30" 66"	<b>VTR3066</b>	\$1187	+\$384	+\$384	+\$350	+\$366	+\$520	+\$520	+\$493	+\$506	+\$506
30" 72"	<b>VTR3072</b>	\$1236	+\$384	+\$384	+\$350	+\$366	+\$520	+\$520	+\$493	+\$506	+\$506
30" 84"	<b>VTR3084</b>	\$1487	+\$384	+\$384	+\$350	+\$366	+\$520	+\$520	+\$493	+\$506	+\$506

**For Canadian Pricing**  
Multiply U.S. Price by the Canadian price factor.  
► See page 1 for details.

# Media Tables



► Need help?  
Product details,  
page 274

## Standard Includes

- Table: 1 1/8"- thick top, High-Pressure Laminate price group 1
- 3 mm radius profile edge: plastic
- Access legs with non-locking casters: paint group 1
- Reinforcing channels

## Required to Specify

- 1 Style number
  - 2 High-Pressure Laminate color number for table
  - 3 Plastic edge band color number for table
  - 4 Paint color number for legs
  - 5 Options, if selected (see below)
- See *Surface Materials*, page 302.

**For laminate price group 2 and 3 pricing,** please refer to the electronic catalog or *SmartTools*.

*Tip: Glides must be used on media tables when used with media:scape mini.*

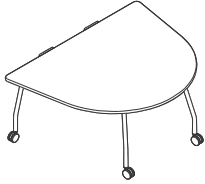
	Options	U.S. Price	Required to Specify
<b>Surface Materials</b>	<b>Legs</b>		
	<ul style="list-style-type: none"> <li>• Paint price group 1</li> <li>• Paint price group 2</li> <li>• Paint price group 3</li> </ul>	No cost +\$ 63 +\$104	Specify paint color number. Specify paint color number. Specify paint color number.
	<b>High-Pressure Laminate worksurfaces</b>		
	<ul style="list-style-type: none"> <li>• Laminate price group 2</li> <li>• Laminate price group 3</li> <li>• Open Line Laminate</li> </ul>	See information at left See information at left +\$102 plus cost of laminate	Specify laminate color number. Specify laminate color number. ► See <i>Surface Materials Reference Manual</i> .
<b>Leg Options</b>	<b>Access legs</b>		
	<ul style="list-style-type: none"> <li>• Locking casters</li> </ul>	No cost	Specify <i>with access legs with locking casters</i> .
	<ul style="list-style-type: none"> <li>• Glides</li> <li>• Two non-locking casters and two glides</li> </ul>	-\$ 29 -\$ 12	Specify <i>with access legs with glides</i> . Specify <i>with access legs with two non-locking casters and two glides</i> .
	<b>Seated height-adjustable post legs</b>		
	<ul style="list-style-type: none"> <li>• Non-locking casters</li> <li>• Locking casters</li> <li>• Glides</li> <li>• Two non-locking casters, two glides</li> </ul>	+\$384 +\$384 +\$350 +\$366	Specify <i>with seated height-adjustable post leg with non-locking casters</i> . Specify <i>with seated height-adjustable post leg with locking casters</i> . Specify <i>with seated height-adjustable post leg with glides</i> . Specify <i>with seated height-adjustable post leg with two non-locking casters and two glides</i> .
	<b>Standing height-adjustable post legs</b>		
	<ul style="list-style-type: none"> <li>• Non-locking casters</li> <li>• Locking casters</li> <li>• Glides</li> <li>• Two non-locking casters, two glides</li> </ul>	+\$520 +\$520 +\$493 +\$506	Specify <i>with standing height-adjustable post leg with non-locking casters</i> . Specify <i>with standing height-adjustable post leg with locking casters</i> . Specify <i>with standing height-adjustable post leg with glides</i> . Specify <i>with standing height-adjustable post leg with two non-locking casters and two glides</i> .
<b>Dock Storage Options</b>	<ul style="list-style-type: none"> <li>• No dock</li> <li>• Side dock and hook (two sets)</li> </ul>	No cost +\$148	Specify <i>with no dock</i> . Specify <i>with dock and hook (two sets)</i> and specify plastic finish.



**For Canadian Pricing**  
Multiply U.S. Price by the Canadian price factor.  
► See page 1 for details.

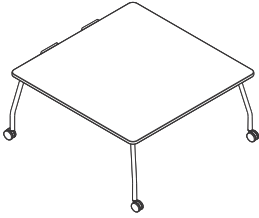
**Specification Information**

Dimensions		Style Number	U.S. Base Price
D	W		



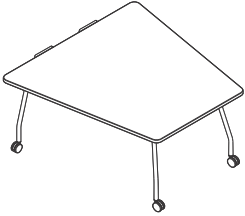
**Rounded Table**

60"	78"	<b>VTMR6078</b>	\$2266
-----	-----	-----------------	--------



**Square Table**

60"	60"	<b>VTMS6060</b>	\$1838
-----	-----	-----------------	--------



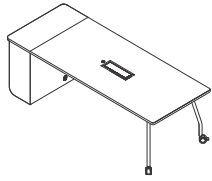
**Trapezoid Tables**

60"	60"	<b>VTMZ6060</b>	\$1838
60"	84"	<b>VTMZ6084</b>	\$2374



**For Canadian Pricing**  
 Multiply U.S. Price by the  
 Canadian price factor.  
 ▶ See page 1 for details.

# Active Media Tables



► Need help?  
Product details,  
page 276

## Standard Includes

- Table: 1"- thick top, High-Pressure Laminate price group 1
- 3 mm radius profile edge: plastic
- Media case top: High-Pressure Laminate
- Access legs with locking casters: paint group 1
- 96" Nema power cord
- Electric height-adjustable monitor lift
- Media case power: 3 outlets
- User power channel: 3 outlets, 1 USB, and extron adapter plate or 3 outlets, 1 USB, and 3 knockouts
- Wire management
- Two locking casters

## Required to Specify

- 1 Style number
  - 2 Table depth (see below under Required Selections)
  - 3 Table width (see below under Required Selections)
  - 4 High-Pressure Laminate color number for table top and media case
  - 5 Plastic edge band color number for table
  - 6 Paint color number for legs
  - 7 Options, if selected (see below)
- See *Surface Materials*, page 302.

	Required Selections	U.S. Price	Required to Specify
--	---------------------	------------	---------------------

### Table Size

#### Depth

- 34" Prices at right
- 43" Prices at right

Specify with 34" depth.  
Specify with 43" depth.

#### Width

- 61" Prices at right
- 87" Prices at right

Specify with 61" width.  
Specify with 87" width.

	Options	U.S. Price	Required to Specify
--	---------	------------	---------------------

### Surface Materials

#### High-Pressure Laminate worksurfaces

- Laminate price group 2 See information at left
- Laminate price group 3 See information at left
- Open Line Laminate +\$102 plus cost of laminate

Specify laminate color number.  
Specify laminate color number.  
► See *Surface Materials Reference Manual*.

#### Legs

- Paint price group 1 No cost
- Paint price group 2 +\$ 63
- Paint price group 3 +\$104

Specify paint color number.  
Specify paint color number.  
Specify paint color number.

### Legs

#### Access legs

- Locking casters No cost
- Glides -\$ 12

Specify with locking casters.  
Specify with glides.

### Media Case Power

- 3 outlets No cost
- 5 outlets +\$105

Specify with 3 outlets in the media case.  
Specify with 5 outlets in the media case.

### User Power Channel

- 3 outlet, 1 USB, and extron adapter plate No cost
- 3 outlet, 1 USB, and 3 knockouts No cost

Specify with 3 outlet, 1 USB, and extron adapter plate configuration.  
Specify with 3 outlet, 1 USB, and 3 knockouts plate configuration.

### Power Plug Type

- NEMA plug No cost
- Thread low profile +\$ 40

Specify with NEMA plug configuration.  
Specify with Thread low profile configuration.

### Dock Storage Accessories

#### Side dock and hook

- No side dock and hook No cost
- One side dock and hook +\$ 74

Specify with no side dock and hook.  
Specify with one side dock and hook.

#### Stow hook

- No stow hook No cost
- One stow hook +\$ 49

Specify with no stow hook.  
Specify with one stow hook.

**For laminate price group 2 and 3 pricing,** please refer to the electronic catalog or *SmartTools*.

*Tip: Access legs were designed specifically for 1" tops.*

*Tip: If you need to power more than one additional piece of technology specify with five outlets.*

*Tip: If a simple HDMI or VGA connection is needed, route a 15' cord through the table.*

*Tip: USB port is dual USB-A.*



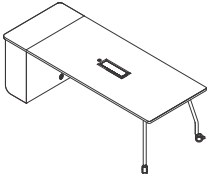
### For Canadian Pricing

Multiply U.S. Price by the Canadian price factor.

► See page 1 for details.

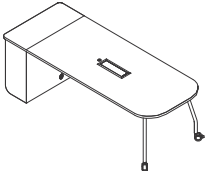
**Specification Information**

• Style Number	• Dimensions Depth	• U.S. Base Prices	
		Widths	
		61"W	87"W



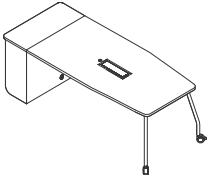
**Rectangle Active Media Tables**

VTAMRT2	34"	\$8348	\$8763
	43"	\$8997	\$9412



**Rounded Active Media Tables**

VTAMRD2	34"	N.A.	\$8872
	43"	N.A.	\$9521



**Tapered Media Tables**

VTAMTP2	34"	N.A.	\$8872
	43"	N.A.	\$9521

 **For Canadian Pricing**  
 Multiply U.S. Price by the Canadian price factor.  
 ▶ See page 1 for details.







► Options, continued from previous page

Options	U.S. Price	Required to Specify
<b>Legs</b>		
<b>Caster type</b>		
• Two locking casters and two non-locking casters	No cost	Specify with two locking casters and two non-locking casters.
• Four locking casters	No cost	Specify with four locking casters.
<b>Dock Storage</b>		
<b>Side dock and hook</b>		
• No side dock and hook	No cost	Specify with no side dock and hook.
• One side dock and hook	+\$ 72	Specify with one side dock and hook.
• Two side docks and hook	+\$144	Specify with two side docks and hook.
<b>Stow hook</b>		
• No stow hook	No cost	Specify with no stow hook.
• One stow hook	+\$ 48	Specify with one stow hook.
• Two stow hooks	+\$ 96	Specify with two stow hooks.
<b>Center dock</b>		
• No center dock	No cost	Specify with no center dock.
• One center dock	+\$ 48	Specify with one center dock.
• Two center docks	+\$ 96	Specify with two center docks.

Tip: Flip-top dock and hook options only support two whiteboards per hook.

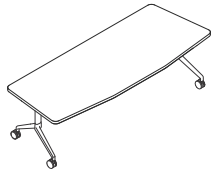
Tip: Center docks on flip-top tables do not have storage well.

Specification Information

Style Number	Dimensions Depth	U.S. Base Prices					
		Widths					
		39"W	48"W	60"W	66"W	72"W	84"W

**Chevron Flip-Top Tables**

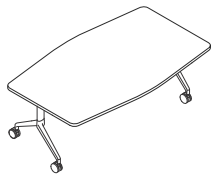
VTCF	19"	24"	30"	N.A.	N.A.	\$1888	\$1912	\$1935	\$2117
				N.A.	N.A.	\$1935	\$1965	\$1995	\$2188
				N.A.	N.A.	\$1995	\$2033	\$2071	\$2271



Tip: The 19"D table legs are different and do not nest with 24"D or 30"D table legs.

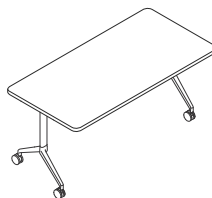
**Team Flip-Top Tables**

VTF	24"	30"	N.A.	N.A.	\$1978	N.A.	\$2071	\$2165
			N.A.	N.A.	\$2048	N.A.	\$2156	\$2305



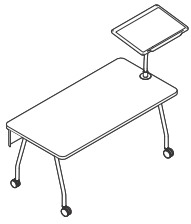
**Rectangle Flip-Top Tables**

VTRF	19"	24"	30"	\$1772	\$1810	\$1846	\$1880	\$1912	\$2110
				\$1803	\$1827	\$1870	\$1912	\$1949	\$2165
				N.A.	\$1865	\$1925	\$1972	\$2020	\$2251



**For Canadian Pricing**  
 Multiply U.S. Price by the Canadian price factor.  
 ► See page 1 for details.

# Teaching Stations



► Need help?  
Product details,  
page 280

## Standard Includes

- Table: 1½"- thick top, High-Pressure Laminate price group 1
- 3 mm radius profile edge: plastic
- Lectern: urethane edge with laminate
- Access legs with non-locking casters: paint group 1
- Lectern arm: paint group 1
- Modesty panel: paint group 1, if selected

## Required to Specify

- 1 Style number
  - 2 High-Pressure Laminate color number for table
  - 3 Plastic edge band color number for table
  - 4 Lectern finish color number
  - 5 Paint color number for legs
  - 6 Paint color number for lectern arm
  - 7 Paint color number for modesty panel, if selected
  - 8 Options, if selected (see below)
- See *Surface Materials*, page 302.

**For laminate price group 2 and 3 pricing, please refer to the electronic catalog or SmartTools.**

	Options	U.S. Price	Required to Specify
<b>Surface Materials</b>	<b>Legs</b>		
	• Paint price group 1	No cost	Specify paint color number.
	• Paint price group 2	+\$ 63	Specify paint color number.
	• Paint price group 3	+\$104	Specify paint color number.
	<b>Lectern arm</b>		
	• Paint price group 1	No cost	Specify paint color number.
	• Paint price group 2	+\$ 12	Specify paint color number.
	<b>Modesty panel</b>		
	• Paint price group 1	No cost	Specify paint color number.
	• Paint price group 2	+\$ 33	Specify paint color number.
	• Paint price group 3	+\$ 52	Specify paint color number.
	<b>High-Pressure Laminate worksurfaces</b>		
	• Laminate price group 2	See information at left	Specify laminate color number.
	• Laminate price group 3	See information at left	Specify laminate color number.
	• Open Line Laminate	+\$102 plus cost of laminate	► See <i>Surface Materials Reference Manual</i> .
<b>Cup Holder</b>	• Cup holder on lectern	+\$ 51	Specify <i>with cup holder</i> .
<b>Leg Options</b>	<b>Access legs</b>		
	• Locking casters	No cost	Specify <i>with access leg with locking casters</i> .
	• Glides	-\$ 29	Specify <i>with access leg with glides</i> .
	• Two non-locking casters and two glides	-\$ 12	Specify <i>with access leg with two casters and two glides</i> .
<b>Modesty Panel</b>	• Steel modesty panel on teaching station without storage caddy	+\$286	Specify <i>with modesty panel</i> and select paint color number.
<b>Reinforcing Channel</b>	• Reinforcing channel on 60" and 72" units	+\$ 75	Specify <i>with reinforcing channel</i> .

## Specification Information

Dimensions		Style Number	U.S. Base Price
D	W		
30"	50"	<b>VTSN3050</b>	\$2218
30"	60"	<b>VTSN3060</b>	\$2273
30"	72"	<b>VTSN3072</b>	\$2372



### For Canadian Pricing

Multiply U.S. Price by the Canadian price factor.

► See page 1 for details.



*Tip: See CeramicSteel Cleaning/Daily Care and Maintenance for additional information.*  
 ▶ See Collaborative Surfaces Specification Guide.

Standard Includes	Required to Specify
<ul style="list-style-type: none"> <li>Two-sided e<sup>3</sup> CeramicSteel with urethane edge molding</li> </ul>	Style number

Specification Information			
Dimensions		Style	U.S.
H	W	Number	Price
18"	23"	<b>VWB2</b>	\$279

 **For Canadian Pricing**  
 Multiply U.S. Price by the Canadian price factor.  
 ▶ See page 1 for details.



# Easel



Standard Includes		Required to Specify
<ul style="list-style-type: none"> <li>▶ Need help? Product details, page 281</li> </ul>	<ul style="list-style-type: none"> <li>• Steel display shelves: 7360 Merle</li> <li>• Frame/legs: paint group 1</li> <li>• Casters: black</li> <li>• Trough: 6249 Platinum Solid</li> <li>• Shipped assembled/wrapped</li> </ul>	<ul style="list-style-type: none"> <li>1 Style number</li> <li>2 Frame/leg paint color number</li> <li>3 Options, if selected (see below)</li> <li>▶ See <i>Surface Materials</i>, page 302.</li> </ul>

Options	U.S. Price	Required to Specify
<b>Surface Materials</b> <ul style="list-style-type: none"> <li>• Paint price group 1</li> <li>• Paint price group 2</li> </ul>	<ul style="list-style-type: none"> <li>No cost</li> <li>+\$48</li> </ul>	<ul style="list-style-type: none"> <li>Specify paint color number.</li> <li>Specify paint color number.</li> </ul>

Specification Information			
Dimensions		Style	U.S. Base
D	W	Number	Price
24"	36"	<b>VE36</b>	\$2305



**For Canadian Pricing**  
 Multiply U.S. Price by the Canadian price factor.  
 ▶ See page 1 for details.

# Wall Track



*Tip: The wall track style numbers come with four or five hooks. Additional wall track hooks are available.*

Standard Includes		Required to Specify
▶ Need help? Product details, page 281	<ul style="list-style-type: none"> <li>• Anodized aluminum track</li> <li>• Cork insert</li> <li>• Plastic hooks</li> </ul>	Style number

Specification Information				
• Dimensions		• Number of Plastic Hooks	• Style Number	• U.S. Price
D	W			

## Wall Track

1"	6'	4	<b>VWT6</b>	\$388
1"	8'	5	<b>VWT8</b>	\$476
:	:	:	:	:

## Wall Track Hook

		1	<b>VWTH</b>	\$ 34
:	:	:	:	:

 **For Canadian Pricing**  
 Multiply U.S. Price by the Canadian price factor.  
 ▶ See page 1 for details.

# Surface Materials

**This listing** includes all the surface material choices that are available for the products in this specification guide.

## Resources

For more information about surface materials, refer to the following resources:

**Additional surface materials specification tools** are available to assist you in the specification process—the Surface Materials Binders.

**The global surface materials palette** is a core collection of finishes that is available across multiple geographies (Americas/EMEA – Europe, Middle East, and Africa/APAC – Asia Pacific) and on global product lines, where applicable. For a list of finishes included in the offering, see the *Surface Materials Reference Manual*. Additional details, like product approvals by geography and finish number conversions, can also be found in the *Surface Materials Reference Manual* or see [steelcase.com/surface-materials](http://steelcase.com/surface-materials).

## Surface Materials Binders

- *Surface Materials Reference Manual*
- A complete set of swatch cards for hard surfaces, vertical surface fabrics, and seating upholstery.

## Paint

### Steelcase Surfaces

Applies to:

- Legs and modesty panels on chevron tables, rectangle tables, and teaching stations.
- Legs on personal tables, team tables, trapezoid tables, and media tables

### Price Group 1

#### Textured Paint

- 7207 Black
- 7225 Sand
- 7241 Arctic White
- 7243 Seagull
- 7360 Merle

### Price Group 2

#### Smooth Metallic Paint

- 4750 Champagne Metallic
- 4798 Sterling Metallic
- 4799 Platinum Metallic

#### Textured Metallic Paint

- 7246 Midnight Metallic

### Price Group 3

#### Accent Paint

- 1ATG Rose Quartz
- 4AV3 Blue Jay
- 4AV4 Baltic
- 4AX1 Citron
- 4AY2 Chili
- 4AZ5 Marlin
- 4CL1 Dark Olivine
- 4CL2 Ice Blue
- 4CL3 Aura
- 4CL4 Sea Glass
- 4CL5 Light Matcha
- 4CL6 Terra
- 4CL7 Sandstone
- 4CL8 Smokey Plum
- 4CZ5 Honey
- 4CZ6 Lagoon
- 4CZ8 Light Peacock

Applies to:

- Easel frame/legs
- Teaching station lectern arm

### Price Group 1

#### Textured Paint

- 7360 Merle

### Price Group 2

#### Smooth Metallic Paint

- 4750 Champagne Metallic
- 4799 Platinum Metallic

### Custom Surfaces

### Price Group 3

#### PerfectMatch

PerfectMatch is a service that allows you to create your own paint color. Refer to the *Surface Materials Reference Manual* for more information about this program.

## Laminate

Applies to:

- Worksurface on personal tables, chevron tables, team tables, trapezoid tables, rectangle tables, media tables, and teaching stations

### Steelcase Surfaces

### High-Pressure Laminate

### Price Group 1

#### Fiber Laminate

- 2850 Vanadium Fiber
- 2854 Vellum Fiber **E**
- 2860 Granite Fiber
- 2862 Stucco Fiber **E**

#### Micro Laminate

- 2920 Marl Micro
- 2921 Gypsum Micro
- 2922 Clay Micro

#### Patina Laminate

- 2870 Blonde Bronze Patina
- 2873 Instant Iron Patina

#### Solid Laminate

- 2722 Cream **E**
- 2730 Arctic White
- 2746 Black
- 2759 Warm White
- 2811 Mist **E**
- 2883 Seagull
- 2884 Milk
- 2885 Dune
- 2HAA Persian Salt
- 2HAB Rose
- 2HAC Indigo
- 2HAD Green Citrine
- 2HAE Dark Olivine
- 2HAF Cloudy
- 2HMG Merle
- 2HWU Clay
- 2HWV Chalk

#### Speckle Laminate

- 2820 Coffee Speckle **E**
- 2823 Driftwood Speckle
- 2824 Smoke Speckle
- 2825 Vanadium Speckle

*Tip: Some wood veneer finishes and woodgrain laminates share the same name. Because of the difference in materials, veneers and laminates of the same name are not an exact match but do coordinate with each other.*

### Woodgrain Laminate

- 2406 Clear Cherry **E**
- 2409 Clear Maple
- 2410 Graphite Walnut
- 2412 Natural Cherry
- 2422 Medium Cherry
- 2511 Winter on Maple
- 2535 Virginia Walnut
- 2536 Blackwood **E**
- 2538 Clear Walnut
- 2592 Blonde on Maple **E**
- 2714 Natural Walnut **E**
- 2HAK Clear Oak
- 2HAN Ash Noce
- 2HAT Acacia
- 2HAW Ash Wenge
- 2HBN Bisque Noce
- 2HBW Bisque Wenge
- 2HCN Clay Noce
- 2HCW Clay Wenge
- 2HSN Storm Noce
- 2HSW Storm Wenge
- 2HWA Grey Kingswood
- 2HWB Planked Walnut
- 2HWD Resolute Walnut
- 2HWE Natural Recon
- 2HWF Smoked Walnut

### Price Group 2

#### Textured Laminate

- 2TH2 Fawn Cypress
- 2TH4 Saddle Oak
- 2TH5 Veranda Teak
- 2TH7 Walnut Heights
- 2UH1 Reclaimed Aggregate
- 2UH2 Reclaimed Gravel
- 2UH4 Cement\*
- 2UH6 Sheetrock

*\*2UH4 Cement has limited availability, determined by product sizing and/or options.*

Applies to:

- Worksurface on flip-top tables

### Price Group 3

#### Solid Laminate

- 24H1 Satin White
- 24H2 Satin Black
- 24H3 Satin Stone
- 24H4 Satin Mocha

**E** = Established

## Custom Surfaces

### Open Line Laminate (OLL)

This service allows you to order non-standard laminate at an additional processing fee of \$102 U.S. per unit, plus the cost of the laminate.

High-Pressure Laminate pricing does not include premium or digitally printed patterns from any suppliers. Laminate cost may also vary for basic or standard laminates from other suppliers. Please contact the OLL consultant at 616.475.2426 for pricing. The cost of the laminate will be added to your invoice as a separate line on the acknowledgement.

When processing orders for Open Line Laminate on Verb, specify 2900 in the laminate finish field and enter the OLL manufacturer information. Enter the required edge finish as you would a standard laminate.

### Laminate Approval and Material Requirements

To confirm whether a particular laminate has already been tested for use on a specific Steelcase product or to determine material square foot requirements:

- Visit [www.steelcase.com](http://www.steelcase.com)

**For additional information,** refer to the *Steelcase Surface Materials Reference Manual*.

## Plastic

### Steelcase Surfaces

Applies to:

- Edge on personal tables, chevron tables, team tables, trapezoid tables, rectangle tables, media tables, and teaching stations

6000	Black
6001	Coffee
6009	Arctic White
6034	Natural Cherry
6036	Medium Cherry
6037	Winter on Maple
6038	Blonde on Maple <b>E</b>
6041	Natural Walnut <b>E</b>
6052	Milk
6053	Seagull
6169	Stone
6170	Mocha
61AA	Persian Salt
61AB	Rose
61AC	Indigo
61AD	Green Citrine
61AE	Dark Olive
61AF	Cloudy
6213	Acacia
6219	Clear Oak
6231	Graphite Walnut
6237	Clear Maple
6242	Virginia Walnut
6243	Blackwood <b>E</b>
6245	Clear Walnut
6249	Platinum Solid
6271	Plywood
6527	Merle
6612	Grey V2 <b>E</b>
6615	Grey V5
6619	Ice <b>E</b>
6631	Cream <b>E</b>
6635	Dawn <b>E</b>
6636	Mist
6654	Sand
6655	Warm White
6694	Slate
6695	Midnight
6697	Fog
6698	Fieldstone
66WA	Grey Kingswood
66WB	Planked Walnut
66WD	Resolute Walnut
66WE	Natural Recon
66WF	Smoked Walnut
66WU	Clay
66WV	Chalk
6703	Ash Wenge
6704	Storm Wenge
6705	Bisque Wenge
6706	Clay Wenge
6707	Ash Noce
6708	Bisque Noce
6709	Clay Noce
6710	Storm Noce
6T02	Fawn Cypress
6T04	Saddle Oak
6T05	Veranda Teak
6T07	Walnut Heights
6T08	Aggregate
6T09	Gravel
6T10	Cement
6T12	Sheetrock

*Tip: Light color plastic edges are susceptible to degradation due to normal wear and tear. Staining (e.g., ball point pen or clothing dyes such as blue jeans) and dirt effects are more pronounced in light colors and are not considered defects.*

Applies to:

- Dock and hooks on personal tables, chevron tables, team tables, trapezoid tables, rectangle tables, and media tables
- |      |                     |
|------|---------------------|
| 6059 | Sterling Dark Solid |
| 6249 | Platinum Solid      |
| 6259 | Midnight            |
| 6337 | Element             |

## Lectern Surface

### Steelcase Surfaces

Lectern laminate color defaults based on the urethane color.

Urethane Edge:	Laminate:
6059 Sterling Dark Solid	2883 Seagull
6249 Platinum Solid	2883 Seagull
6337 Element	2885 Dune

**E** = Established





---

# Convene

---



## Statement of Line 306



### Understanding

Conference Tables and Coordinating Furniture	<b>308</b>
Conference Tables	<b>310</b>
Contemporary-Style Coordinating Furniture	<b>314</b>
Traditional Style Coordinating Furniture	<b>315</b>
Conference Table Top and Base Combinations	<b>316</b>
Convene Base Locations	<b>328</b>
Power and Communication Accessory Locations	<b>334</b>
Availability of Conference Top Options	<b>338</b>
Specifying Conference Top Options	<b>342</b>



### Specifying

Wood Conference Table Tops	<b>345</b>
Laminate Conference Table Tops	<b>356</b>
Bases for Conference Tables	<b>366</b>
Power and Communication Accessories	<b>374</b>
Contemporary-Style Media Carts	<b>376</b>
Contemporary-Style Lecterns	<b>378</b>
Convene Edge Profile Samples	<b>380</b>
Traditional Style Wallboards	<b>381</b>

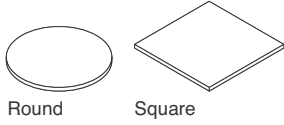


## Surface Materials 382

# Statement of Line

Convene

## Conference Tables and Bases

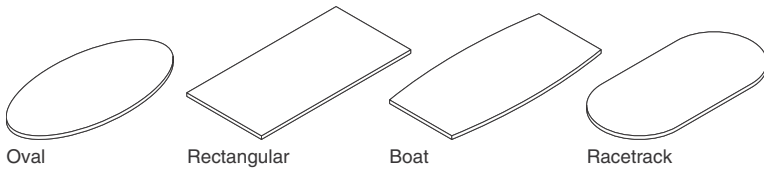


Understanding  
 ▶ Page 310  
 Specifying  
 ▶ Pages 345–346,  
 356–357

### Round and Square Table Tops

	36"W	42"W	48"W	54"W	60"W	66"W	72"W
36"D	●■						
42"D		●■					
48"D			●■				
54"D				●■			
60"D					●■		
66"D						●	
72"D							●

● = Round ■ = Square



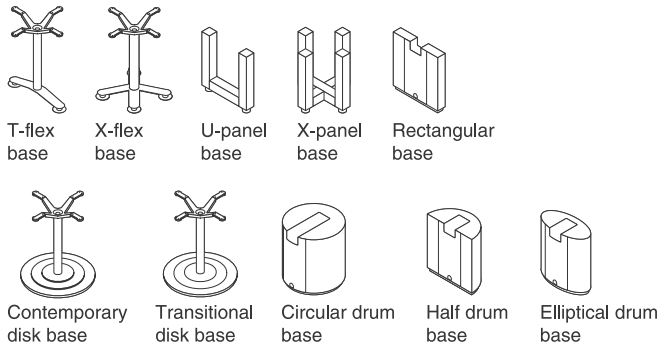
Understanding  
 ▶ Page 310  
 Specifying  
 ▶ Pages 348–354,  
 358–364

### Oval, Rectangular, Boat-Shape, and Racetrack Tops

	60"W	66"W	72"W	84"W	96"W	108"W	120"W	144"W	168"W	192"W	216"W
36"D	●■	●■	●■	●■							
42"D			●■	●■	●■	●■					
48"D				■	●■	●■	●■	●■			
54"D						●■	●■	●■	■		
60"D							●■	●■	●■	■	■
66"D								●■	●■	●■	■
72"D									●■	●■	●■

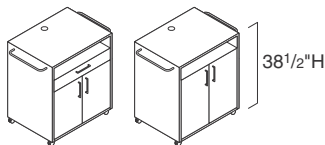
● = Oval ■ = Rectangular, Boat-Shape, and Racetrack

### Conference Tables and Bases, continued

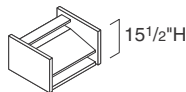


Understanding  
 ▶ Page 310  
 Specifying  
 ▶ Pages 366–373

### Conference Table Bases



Understanding  
 ▶ Page 314  
 Specifying  
 ▶ Page 376



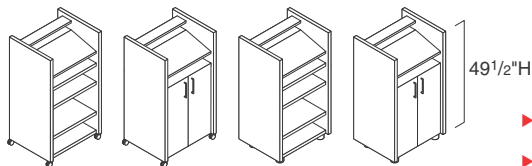
Understanding  
 ▶ Page 314  
 Specifying  
 ▶ Page 378

### Media Carts

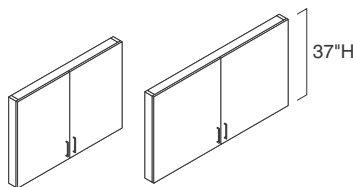
32"W  
 24"D ●

### Table Top Lectern

25"W  
 22"D ●



Understanding  
 ▶ Page 314  
 Specifying  
 ▶ Page 378



Understanding  
 ▶ Page 315  
 Specifying  
 ▶ Page 381

### Full-Height Lecterns

25"W  
 22"D ●

### Traditional-Style Wallboards

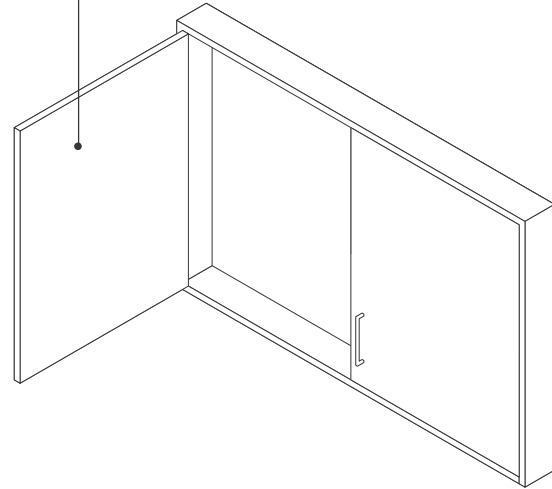
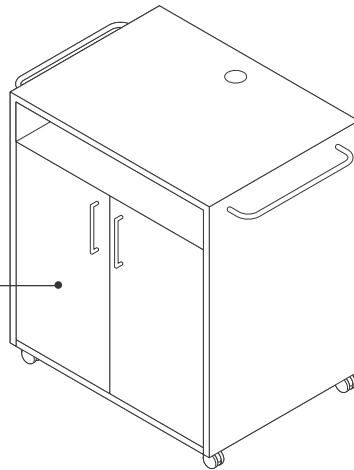
56"W 70"W  
 5"D ● ●

# Convene Conference Tables and Coordinating Furniture

**Convene coordinating furniture** matches the aesthetic of the Convene conference tables and is ideal for use in conference rooms and large offices. Two furniture styles are available: Contemporary and Transitional.

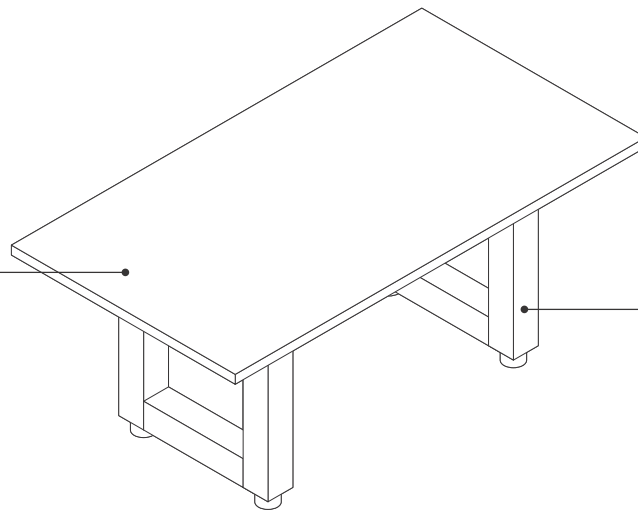
**Wallboard** is available 56"W and 70"W. Doors open 180° and the interior writing surface accommodates dry-erase markers.

**Media carts** are available with drawers, open shelves, and double doors in three configurations. 2½"-round grommet is standard in cart top.



**Conference tables** are available in a wide variety of table top and base combinations.

▶ See *Conference Table Top and Base Combinations*, page 316.



**Table bases** are available in eleven styles. Various sizes are available in both metal and wood. All bases accommodate cords and cables to bring power and data to the worksurface.

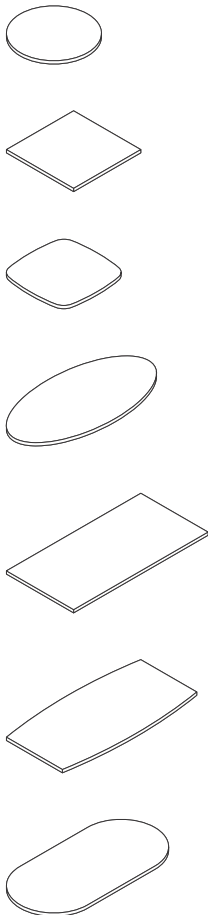


# Convене Conference Tables

**Convене table collection** allows tops and bases to be combined to create a wide variety of conference tables with numerous power and communication options.

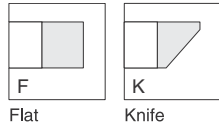
## Product Details

**Conference tables** include a top and bases that are ordered separately and combined in the field. Conference tables are 29"H. *Tip: Use the Conference Table Top and Base Combinations matrix to determine the type and number of bases you need to order for the table you choose.* ▶Page 316

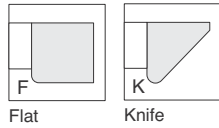


**Seven conference table tops** are available in a variety of sizes.

## Standard Edge Profiles



## Large Edge Profiles



**Two edge profiles** are available on table tops. To keep the proportions of edge profile and table size visually consistent, tables over a certain size receive a larger edge profile. Standard edge profile is 1¼"D x 1⅜"H, large edge profile is 1⅞"D x 1⅞"H. Edge profiles are solid wood.

**Solid wood edge profiles** are achieved by adding a specially shaped wood edge to table tops. Both wood and laminate table tops have solid wood edge profiles.

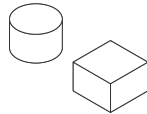
**Solid wood edge profile finishes** will not be an exact match to wood grain laminates. We highly recommend ordering physical samples to understand visual differences.

**Grain direction** on wood veneer tops runs the width on all tops up to 72"W. Grain direction runs the depth on all tops 84"W or wider.

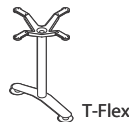
**Directional laminates** run the width on all tops up to 60"D. Directional laminates run the depth on tops 66"D or deeper.

**Conference table bases** are available in nine styles—T-flex, X-flex, U-panel, X-panel, rectangular panel, circular drum, elliptical drum, and half drum. Not all bases can be used on all table tops.

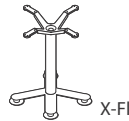
▶See *Conference Table Top and Base Combinations matrix*, pages 316–327.



**Cylinder and square feet** are available on certain conference table bases.

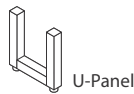


T-Flex

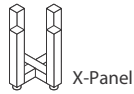


X-Flex

**Metal T-flex and X-flex bases** are available 24"W and 30"W.



U-Panel



X-Panel

**U-panel and X-panel bases** are available 24"W, 30"W, and 36"W. U- and X-panel bases are wood and standard with cylinder feet. Square feet are available as an option.



Rectangular with recessed toe kick

**Rectangular panel bases** are available 24"W, 30"W, and 36"W. Rectangular panel bases are wood and available with a recessed toe kick plate in a metallic or black finish, cylinder feet, or square feet.



**Freestanding table base** is available 28"W.



Circular drum with recessed toe kick

**Circular drum bases** are available 24"W, 30"W, and 36"W. Circular drum bases are wood and available with a recessed toe kick plate in a metallic or black finish.



Half drum with recessed toe kick

**Half drum bases** are available 24"W, 30"W, and 36"W. Half drum bases are wood and available with a recessed toe kick plate in a metallic or black finish.



Elliptical with recessed toe kick

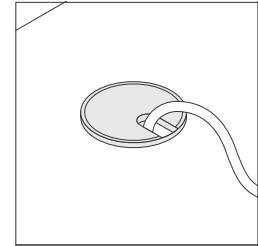
**Elliptical drum bases** are available 24"W, 30"W, and 36"W. Elliptical drum bases are wood and available with a recessed toe kick plate in a metallic or black finish.

**Leveling glides** adjust to install tables on uneven floors. Leveling glides are standard on all bases.

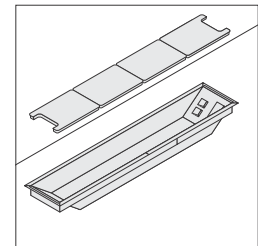
## Connections

**Conference table combinations** require a certain size and number of bases to support a specific top. ▶Page 316

## Wiring & Cabling

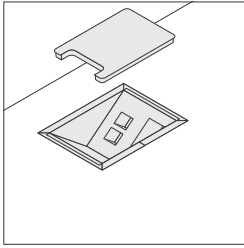


**2½"-round grommets** are available factory installed on conference tables to allow cords and cables to pass through the top.



**Power channels** are available in the table top to provide lay-in cable routing and access to electrical outlets and voice and data receptacles. Technology covers are included to conceal outlets and receptacles. Tables can accommodate one or two power channels depending on table dimensions. Power channels are standard with a conduit and must be hardwired in the field.

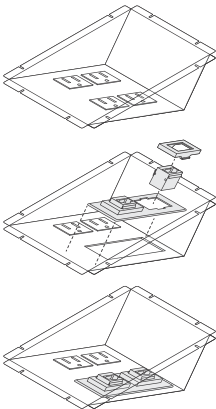
*Tip: Power channels cannot be used on any table supported with an X-panel base.* ▶See *Availability of Conference Top Options*, page 338.



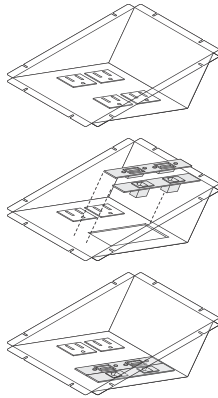
**Power units** are available in the table top to provide access to electrical outlets and voice and data receptacles. Technology covers are included to conceal outlets and receptacles. Tables can accommodate one, two, four or six power units depending on table dimensions. Power units are standard with a conduit and must be hard-wired in the field.

*Tip: Power units cannot be used on any table supported with T-flex, or X-flex bases.*  
▶ See Availability of Conference Top Options, page 338.

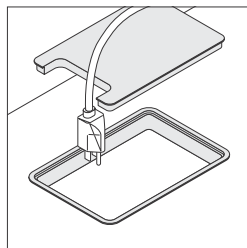
**Power channels and power units have** an opening for data that can be filled. The first method is two simplex voice/data jacks (customer supplied).



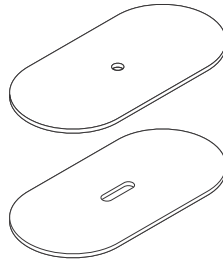
The second method is two single space Extron Electronics Architectural Adapter Plates (AAPs) for data solutions. These are supplied by the customer and can be used in any combination.



**Flip up power unit** provides two electrical outlets at worksurface height. Power unit is flush with worksurface when not in use. It has a 6' power cord with grounded plug. This is field-installed only.



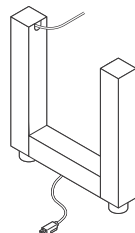
**Removable wire access covers** on power channels and power units allow cords and cables to pass through the table top. The cover, when replaced, holds cords in place.



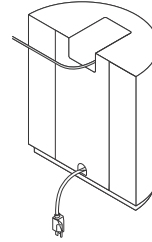
**Factory-cut holes for power and communication spheres and ports** are available as options on conference table tops. Tables can accommodate one, two, or four holes depending on table dimensions. Power and communication spheres and ports must be specified separately.  
▶ See Availability of Conference Top Options, page 338.

**Decorative round and oval port covers** snap on to the plastic cover that ships standard with the ports. Covers are metal and available in two metallic finishes.

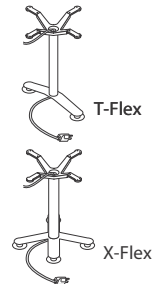
**Power and Communication Accessory Locations**  
▶ Page 334



**X-panel and U-panel bases** can accommodate cords and cables through cutouts in the top and cavities that run all the way through to the floor.



**Rectangle panel, half drum, elliptical drum, and round drum bases** can accommodate cords and cables through a wire access cavity with a removable panel. A hole is standard in the bottom of the half drum, elliptical drum, and round drum for direct access to floor monuments.



**T-flex and X-flex bases** can accommodate cords and cables routed through the center and out through an opening in the bottom.

## Surface Materials

### Top

- Wood veneer
- Laminate
- Customiz stain (optional on wood)
- Full-fill finish (optional on wood)

### Edge profile

- Solid wood on wood and laminate tops
- Customiz stain (optional on laminate tops)  
*\*Solid wood edge profile finishes will not be an exact match to wood grain laminates. We highly recommend ordering physical samples to understand visual differences.*

### T- and X-flex bases

- 0835 Black
- 4799 Platinum
- 8042 Brushed Aluminum (optional)

### U-, X- and rectangular panel bases

- Wood\*
- Customiz stain (optional)  
*\*With the exception of oak, wood bases use flat-cut veneers. Oak bases always use rift-cut veneers.*

### Freestanding table base

- 4799 Platinum
- 7207 Black

### Circular, half and elliptical drum bases

- Wood\*
- Customiz stain (optional)  
*\*With the exception of oak, wood bases use flat-cut veneers. Oak bases always use rift-cut veneers.*

### Cylinder and square feet

- 0835 Black
- 4799 Platinum
- 8042 Brushed Aluminum (optional)

Convене Conference Tables, continued

**Toe kick plate**

- 0835 Black
- 8042 Brushed Aluminum (optional)
- 8046 Polished Aluminum (optional)

**Grommets**

- 0835 Black
- 4799 Platinum Metallic
- 9201 Polished Chrome
- 9211 Nickel

**Technology covers**

- Solid surface
  - 2868 Cameo White Low Gloss
  - 2869 Nocturne Black Low Gloss

**Power channel and power unit sleeves**

- 0835 Black
- 4799 Platinum

**Round and oval port caps**

- 9201 Polished Chrome
- 9211 Nickel

**Leveling glides**

- Black only

**9201 Polished Chrome and 8046 Polished Aluminum**

are visually very similar and work well together for coordination of finishes.

**Wood touch-up kits**

- Available in specific finishes for field repairs
- ▶ Page 518

**Application Topics**

**Conference tables** are shipped knocked down and are assembled in the field. All conference table tops ship as on piece with the following exceptions:

**The following table tops are shipped in two pieces:**

- 66" and 72" diameter round tops
- 54"D x 144"W oval tops
- 60"D x 144"W/168"W oval tops
- 48"D x 144"W rectangular, boat-shape, and racetrack tops
- 54"D x 144"W/168"W rectangular, boat-shape, and racetrack tops
- 60"D x 144"W/168"W/192"W/216"W rectangular, boat-shape, and racetrack tops

**The following table tops are shipped in three pieces:**

- 66"D x 144"W/168"W, 72"W x 168"W/ oval tops
- 66"D x 144"W/168"W rectangular, boat-shape, and racetrack tops
- 72"D x 168"W rectangular, boat-shape, and racetrack tops

**The following table tops are shipped in four pieces:**

- 66"D x 192"W, 72"D x 192"W/216"W oval tops
- 66"D x 192"W/216"W rectangular, boat-shape, and racetrack tops
- 72"W x 192"W/216"W rectangular, boat-shape, and racetrack tops

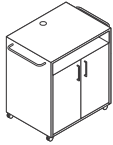


**Actual Dimensions**

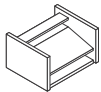
Conference Table Tops		Conference Table Bases	
Table top thickness	1 3/8"	T-flex and X-flex base width	24" or 30"
Round table top diameter	36", 42", 48", 54", 60", 66", or 72"	U-panel and rectangular panel base depth	4" or 6"
Square table top depth and width	36", 42", 48", 54", or 60"	U-panel and rectangular panel base width	24", 30", or 36"
Oval table top depth	36", 42", 48", 54", 60", 66", or 72"	X-panel width and depth	24", 30", or 36"
Oval table top width	60", 66", 72", 84", 96", 108", 120", 144", 168", 192", or 216"	Elliptical drum width	24", 30", or 36"
Rectangular and racetrack table top depth	36", 42", 48", 54", 60", 66", or 72"	Circular drum base diameter	24", 30", or 36"
Boat-shape table top depth	30"/36", 36"/42", 41"/48", 46"/54", 51"/60", 56"/66", or 61"/72"	Half drum width	24", 30", or 36"
Rectangular, boat-shape, and racetrack table top width	60", 66", 72", 84", 96", 108", 120", 144", 168", 192", or 216"	Freestanding table base	28"

# Convене Contemporary-Style Coordinating Furniture

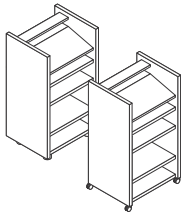
## Product Details



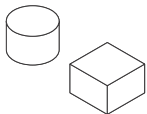
**Media carts**, 32"W and 38½"H, are available with casters or feet. Media carts are available with an open shelf, drawer, and double doors in three configurations.



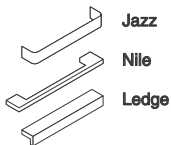
**Table top lectern** is 16½"H and includes a task light and a wire management channel for routing cords and cables.



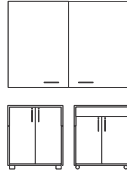
**Full-height lecterns** are 48"H and are available with casters or feet. Task light and wire management channel for routing cords and cables are included. Full-height lecterns are available with a non-locking door.



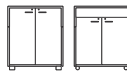
**Cylinder feet** are standard on lecterns. They are also available on media carts. Square feet are available as an option wherever cylinder feet are offered.



**Pulls** are available in three styles—jazz, Nile, and ledge.



**Nile and jazz pulls** are located in the positions indicated above.

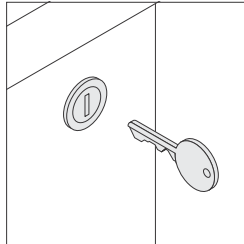


**Ledge pulls** are located in the positions indicated above.

**Convене edge profile samples** can be ordered to meet your specifications. These 12"D x 12"W work-surfaces can be ordered in veneer or laminate and any Convене edge profile.

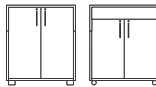
▶ Page 380

## Lock & Keying



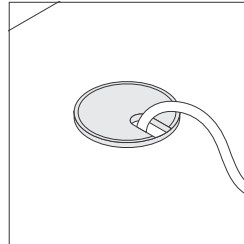
**Locks** are available factory- or field-installed. Factory-installed locks are standard and available keyed random only. Optional field-installed locks are available with consecutive, specific, and random keying options. Master-keyed locks are also available. Field-installed lock cylinders must be specified separately.

▶ *Lock and Keying*, page 516

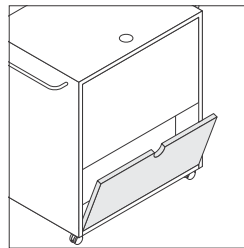


**Media carts** have locks located on both double doors.

## Wiring & Cabling



**Media carts** are standard with a grommet.



**Media cart back panel** folds down to allow access to wire management cavity.

## Surface Materials

### Media carts and lecterns

- Wood
- Customiz stain (optional)

### Door fronts

- Wood

### Pulls

- 0835 Black
- 4799 Platinum
- 9201 Polished Chrome
- 9211 Nickel

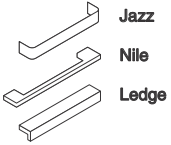
### Locks

- 9201 Polished Chrome
- 9250 Ember Chrome

**Full-fill finish** is not available on contemporary style coordinating furniture.

# Convене Traditional-Style Coordinating Furniture

## Product Details



**Jazz**

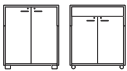
**Nile**

**Ledge**

**Pulls** are available in three styles—jazz, Nile, and ledge.



**Nile and jazz drawer pulls** are located in the positions indicated above.



**Ledge drawer pulls** are located in the positions indicated above.

## Surface Materials

### Wallboards

- Wood
- Customiz stain (optional)

### Pulls

- 0835 Black
- 4799 Platinum
- 9201 Polished Chrome
- 9211 Nickel

















# Convене Conference Table Top and Base Combinations

Round and Square Tops

	Approximate Seating Capacity	24" T Flex Base	30" T Flex Base	24" X Flex Base	30" X Flex Base	28" Table Base	24" U Base	30" U Base
<b>Round Tops</b>								
	36" diameter	4		1		1		
	42" diameter	4		1		1		
	48" diameter	5			1	1		
	54" diameter	5			1			
	60" diameter	6						
	66" diameter	7						
	72" diameter	8						
<b>Square Tops</b>								
	36" x 36"	4		1		1		
	42" x 42"	4			1	1	2	
	48" x 48"	4			1	1	2	
	54" x 54"	4			1		2	
	60" x 60"	8						2

1 = Number of base units to order.  
 Blank spaces in matrix designate top and base combinations that are not valid.



















Tip: Where square tops are shown, all base configurations apply to square tops.

	Approximate Seating Capacity	36" U Base	24" X Base	30" X Base	36" X Base
<b>Round Tops</b>					
					
36" diameter	4		1 		
42" diameter	4		1 		
48" diameter	5			1 	
54" diameter	5				1 
60" diameter	6				1 
66" diameter	7				1 
72" diameter	8				1 
<b>Square Tops</b>					
36" x 36"	4		1 		
42" x 42"	4		1 		
48" x 48"	4			1 	
54" x 54"	4				1 
60" x 60"	8				1 

1 = Number of base units to order.  
Blank spaces in matrix designate top and base combinations that are not valid.









*Tip: Where square tops are shown, all base configurations apply to square tops.*

Convене Conference Table Top and Base Combinations, Round and Square Tops, continued

	Approximate Seating Capacity	24" Circular Drum Base	30" Circular Drum Base	36" Circular Drum Base	24" Half Drum Base	30" Half Drum Base	36" Half Drum Base	24" Elliptical Drum Base	30" Elliptical Drum Base
<b>Round Tops</b>									
36" diameter	4								
42" diameter	4	1 							
48" diameter	5	1 							
54" diameter	5		1 						
60" diameter	6		1 						
66" diameter	7			1 					
72" diameter	8			1 					
<b>Square Tops</b>									
36" x 36"	4								
42" x 42"	4	1 							
48" x 48"	4		1 						
54" x 54"	4		1 						
60" x 60"	8			1 					

1 = Number of base units to order.  
 Blank spaces in matrix designate top and base combinations that are not valid.

Tip: Where square tops are shown, all base configurations apply to square tops.






















	Approximate Seating Capacity	36" Elliptical Drum Base	24" Rectangular Base	30" Rectangular Base	36" Rectangular Base
<b>Round Tops</b>					
36" diameter	4				
42" diameter	4				
48" diameter	5				
54" diameter	5				
60" diameter	6				
66" diameter	7				
72" diameter	8				
<b>Square Tops</b>					
36" x 36"	4				
42" x 42"	4		② 		
48" x 48"	4		② 		
54" x 54"	4		② 		
60" x 60"	8			② 	

① = Number of base units to order.  
Blank spaces in matrix designate top and base combinations that are not valid.

*Tip: Where square tops are shown, all base configurations apply to square tops.*

# Convене Conference Table Top and Base Combinations

## Oval Tops

	Approximate Seating Capacity	24" T Flex Base 	30" T Flex Base 	24" X Flex Base 	30" X Flex Base 	24" U Base 	30" U Base 
<b>Oval Tops</b>							
36" x 60"	6	② 					
36" x 66"	6	② 					
36" x 72"	6	② 					
36" x 84"	6	② 					
42" x 72"	6	② 					
42" x 84"	6	② 					
42" x 96"	8	② 					
42" x 108"	8	② 					
48" x 84"	6		② 				
48" x 96"	8		② 				
48" x 108"	8		② 				
48" x 120"	10		② 				
54" x 108"	8		② 				
54" x 120"	10		③ 				
54" x 144"	12		③ 				
60" x 120"	10						
60" x 144"	12						
60" x 168"	12						
66" x 144"	12						
66" x 168"	12						
66" x 192"	14						
72" x 168"	12						
72" x 192"	14						
72" x 216"	16						






























① = Number of base units to order.  
Blank spaces in matrix designate top and base combinations that are not valid.



Approximate Seating Capacity	36" U Base	24" X Base	30" X Base	36" X Base
<b>Oval Tops</b>				
36" x 60"				
36" x 66"				
36" x 72"				
36" x 84"				
42" x 72"				
42" x 84"				
42" x 96"				
42" x 108"		②		
48" x 84"			②	
48" x 96"			②	
48" x 108"			②	
48" x 120"			②	
54" x 108"			②	
54" x 120"			②	
54" x 144"			②	
60" x 120"			②	
60" x 144"			②	
60" x 168"			③	
66" x 144"				②
66" x 168"				②
66" x 192"				③
72" x 168"				②
72" x 192"				③
72" x 216"				③










① = Number of base units to order.  
Blank spaces in matrix designate top and base combinations that are not valid.

Convене Conference Table Top and Base Combinations, Oval Tops, continued

	Approximate Seating Capacity	24" Circular Drum Base	30" Circular Drum Base	36" Circular Drum Base	24" Half Drum Base	30" Half Drum Base	36" Half Drum Base	24" Elliptical Drum Base
<b>Oval Tops</b>								
36" x 60"	6							
36" x 66"	6							
36" x 72"	6							
36" x 84"	6							
42" x 72"	6	2 						
42" x 84"	6	2 						
42" x 96"	8	2 						
42" x 108"	8	2 						
48" x 84"	6	2 						2 
48" x 96"	8	2 						2 
48" x 108"	8	2 						2 
48" x 120"	10	2 						2 
54" x 108"	8	2 						2 
54" x 120"	10	2 						2 
54" x 144"	12	2 						2 
60" x 120"	10		2 					
60" x 144"	12		2 					
60" x 168"	12		3 					
66" x 144"	12		2 					
66" x 168"	12		2 					
66" x 192"	14		3 					
72" x 168"	12		2 					
72" x 192"	14		2 	1 	**			
72" x 216"	16		2 	1 	**			

1 = Number of base units to order.  
Blank spaces in matrix designate top and base combinations that are not valid.

\*\* Tops require two 30" circular drum bases and one 36" circular drum base to support the center of the top.

Approximate Seating Capacity	30" Elliptical Drum Base	36" Elliptical Drum Base	24" Rectangular Base	30" Rectangular Base	36" Rectangular Base
<b>Oval Tops</b>					
36" x 60"					
36" x 66"					
36" x 72"					
36" x 84"					
42" x 72"					
42" x 84"					
42" x 96"					
42" x 108"					
48" x 84"					
48" x 96"					
48" x 108"					
48" x 120"					
54" x 108"					
54" x 120"					
54" x 144"					
60" x 120"	2				
60" x 144"	2				
60" x 168"	3				
66" x 144"	2			1*	
66" x 168"	2			1*	
66" x 192"	2			2**	
72" x 168"	2			1*	
72" x 192"	2			2**	
72" x 216"	2			2**	

**1** = Number of base units to order.  
Blank spaces in matrix designate top and base combinations that are not valid.

\* Tops require two 30" elliptical drum bases and one 36" elliptical drum base to support the center of the top.



























































\*\* Tops require two 30" elliptical drum bases and two 36" elliptical drum bases to support the center of the top.

# Convene Conference Table Top and Base Combinations

Rectangular, Boat-Shape, and Racetrack Tops




































**1** = Number of base units to order. Blank spaces in matrix designate top and base combinations that are not valid.

*Tip: Racetrack tops are shown. All base configurations shown apply to rectangular, boat-shape, and racetrack tops.*

	Approximate Seating Capacity	24" T Flex Base 	30" T Flex Base 	24" X Flex Base 	30" X Flex Base 	24" U Base 	30" U Base 
<b>Rectangular, Boat-Shape, and Racetrack Tops</b>							
36" x 60"	6	2 					
36" x 66"	6	2 					
36" x 72"	6	2 		2 		2 	
36" x 84"	6	2 		2 		2 	
42" x 72"	6	2 		2 		2 	
42" x 84"	6	2 		2 		2 	
42" x 96"	8	2 		2 		2 	
42" x 108"	8	2 		2 		2 	
48" x 84"	6		2 		2 		2 
48" x 96"	8		2 		2 		2 
48" x 108"	8		2 		2 		2 
48" x 120"	10		2 		2 		3 
48" x 144"	12		3 		3 		3 
54" x 108"	8		2 		2 		3 
54" x 120"	10		2 		2 		3 
54" x 144"	12		3 		3 		3 
54" x 168"	12		3 		3 		3 
60" x 120"	12						3 
60" x 144"	14						3 
60" x 168"	14						3 
60" x 192"	16						4 
60" x 216"	18						4 
66" x 144"	14						
66" x 168"	14						
66" x 192"	16						
66" x 216"	18						
72" x 168"	14						
72" x 192"	16						
72" x 216"	18						

**1** = Number of base units to order.  
Blank spaces in matrix designate top and base combinations that are not valid.

*Tip: Racetrack tops are shown. All base configurations shown apply to rectangular, boat-shape, and racetrack tops.*

	<b>Approximate Seating Capacity</b>	<b>36" U Base</b> 	<b>24" X Base</b> 	<b>30" X Base</b> 	<b>36" X Base</b> 
<b>Rectangular, Boat-Shape, and Racetrack Tops</b>					
36" x 60"	6				
36" x 66"	6				
36" x 72"	6				
36" x 84"	6				
42" x 72"	6				
42" x 84"	6		<b>2</b> 		
42" x 96"	8		<b>2</b> 		
42" x 108"	8		<b>2</b> 		
48" x 84"	6			<b>2</b> 	
48" x 96"	8			<b>2</b> 	
48" x 108"	8			<b>2</b> 	
48" x 120"	10			<b>2</b> 	
48" x 144"	12			<b>3</b> 	
54" x 108"	8			<b>2</b> 	
54" x 120"	10			<b>2</b> 	
54" x 144"	12			<b>3</b> 	
54" x 168"	12			<b>3</b> 	
60" x 120"	12			<b>2</b> 	
60" x 144"	14			<b>3</b> 	
60" x 168"	14			<b>3</b> 	
60" x 192"	16			<b>3</b> 	
60" x 216"	18			<b>3</b> 	
66" x 144"	14	<b>3</b> 			<b>2</b> 
66" x 168"	14	<b>3</b> 			<b>2</b> 
66" x 192"	16	<b>4</b> 			<b>3</b> 
66" x 216"	18	<b>4</b> 			<b>3</b> 
72" x 168"	14	<b>3</b> 			<b>2</b> 
72" x 192"	16	<b>4</b> 			<b>3</b> 
72" x 216"	18	<b>4</b> 			<b>3</b> 

Convене Conference Table Top and Base Combinations, Rectangular, Boat-Shape, and Racetrack Tops, continued

**1** = Number of base units to order.  
Blank spaces in matrix designate top and base combinations that are not valid.









































\* Certain tops with half drum bases also require rectangular bases to support the center of the top. Rectangular bases are shown where applicable. Size of rectangular bases should match the half drum size.

*Tip: Racetrack tops are shown. All base configurations shown apply to rectangular, boat-shape, and racetrack tops.*

Approximate Seating Capacity	24" Circular Drum Base	30" Circular Drum Base	36" Circular Drum Base	24" Half Drum Base	30" Half Drum Base	36" Half Drum Base	24" Elliptical Drum Base	30" Elliptical Drum Base	Rectangular, Boat-Shape, and Racetrack Tops	
36" x 60"	6									
36" x 66"	6									
36" x 72"	6									
36" x 84"	6									
42" x 72"	6	2			2		2			
42" x 84"	6	2			2		2			
42" x 96"	8	2			2		2			
42" x 108"	8	2			2		2			
48" x 84"	6	2			2		2			
48" x 96"	8	2			2		2			
48" x 108"	8	2			2		2			
48" x 120"	10	2			2*		2			
48" x 144"	12	3			2*		3			
54" x 108"	8	2			2*		2			
54" x 120"	10	2			2*		2			
54" x 144"	12	3			2*		3			
54" x 168"	12	3			2*		3			
60" x 120"	12		2			2*		2		
60" x 144"	14		3			2*		3		
60" x 168"	14		3			2*		3		
60" x 192"	16		3			2*		3		
60" x 216"	18		3			2*		3		
66" x 144"	14		2			2*				
66" x 168"	14		2			2*				
66" x 192"	16		3			2*				
66" x 216"	18		3			2*				
72" x 168"	14			2			2*			
72" x 192"	16			3			2*			
72" x 216"	18			3			2*			

**1** = Number of base units to order.  
Blank spaces in matrix designate top and base combinations that are not valid.

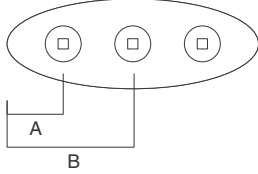
*Tip: Racetrack tops are shown. All base configurations shown apply to rectangular, boat-shape, and racetrack tops.*

	Approximate Seating Capacity	36" Elliptical Drum Base	24" Rectangular Base	30" Rectangular Base	36" Rectangular Base
					
<b>Rectangular, Boat-Shape, and Racetrack Tops</b>					
36" x 60"	6		<b>2</b> 		
36" x 66"	6		<b>2</b> 		
36" x 72"	6		<b>2</b> 		
36" x 84"	6		<b>2</b> 		
42" x 72"	6		<b>2</b> 		
42" x 84"	6		<b>2</b> 		
42" x 96"	8		<b>2</b> 		
42" x 108"	8		<b>2</b> 		
48" x 84"	6		<b>2</b> 		
48" x 96"	8		<b>2</b> 		
48" x 108"	8		<b>2</b> 		
48" x 120"	10		<b>3</b> 		
48" x 144"	12		<b>3</b> 		
54" x 108"	8			<b>3</b> 	
54" x 120"	10			<b>3</b> 	
54" x 144"	12			<b>3</b> 	
54" x 168"	12			<b>3</b> 	
60" x 120"	12			<b>3</b> 	
60" x 144"	14			<b>3</b> 	
60" x 168"	14			<b>3</b> 	
60" x 192"	16			<b>4</b> 	
60" x 216"	18			<b>4</b> 	
66" x 144"	14	<b>3</b> 			<b>3</b> 
66" x 168"	14	<b>3</b> 			<b>3</b> 
66" x 192"	16	<b>3</b> 			<b>4</b> 
66" x 216"	18	<b>4</b> 			<b>4</b> 
72" x 168"	14	<b>3</b> 			<b>3</b> 
72" x 192"	16	<b>4</b> 			<b>4</b> 
72" x 216"	18	<b>4</b> 			<b>4</b> 

# Convене Base Locations

Oval Tops

**Circular Drum Bases**



**Elliptical Drum Bases**

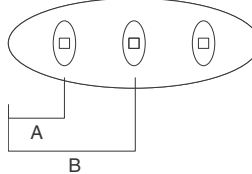


Table Size	Base Size	Number of Bases	A	B	Base Size	Number of Bases	A	B
36" x 60"	N.A.				N.A.			
36" x 66"	N.A.				N.A.			
36" x 72"	N.A.				N.A.			
36" x 84"	N.A.				N.A.			
42" x 72"	24"	2	20"	N.A.	N.A.			
42" x 84"	24"	2	25"	N.A.	N.A.			
42" x 96"	24"	2	26.5"	N.A.	N.A.			
42" x 108"	24"	2	29"	N.A.	N.A.			
48" x 84"	24"	2	25"	N.A.	24"	2	25"	N.A.
48" x 96"	24"	2	27"	N.A.	24"	2	27"	N.A.
48" x 108"	24"	2	29"	N.A.	24"	2	29"	N.A.
48" x 120"	24"	2	32"	N.A.	24"	2	32"	N.A.
54" x 108"	24"	2	29"	N.A.	24"	2	29"	N.A.
54" x 120"	24"	2	32"	N.A.	24"	2	32"	N.A.
54" x 144"	24"	2	36"	N.A.	24"	2	36"	N.A.
60" x 120"	30"	2	30"	N.A.	30"	2	30"	N.A.
60" x 144"	30"	2	32"	N.A.	30"	2	32"	N.A.
60" x 168"	30"	3	37.5"	84"	30"	3	36"	84"
66" x 144"	30"	2	38"	N.A.	30"/36"*	3	27"	72"
66" x 168"	30"	2	41"	N.A.	30"/36"*	3	28"	84"
66" x 192"	30"	3	46"	96"	30"/36"***	4	31"	75.5"
72" x 168"	36"	2	37"	N.A.	30"/36"*	3	31"	84"
72" x 192"	30"/36"**	3	42"	96"	30"/36"***	4	31"	75.5"
72" x 216"	30"/36"**	3	46"	108"	30"/36"***	4	31"	83"

\*Two 30" drums, one 36" drum

\*Two 30" drums, one 36" drum

\*\*Two 30" drums, two 36" drums



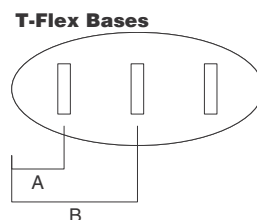
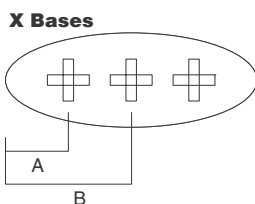
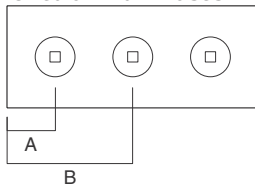


Table Size	Base Size	Number of Bases	A	B	Base Size	Number of Bases	A	B
36" x 60"	N.A.				24"	2	16.5"	N.A.
36" x 66"	N.A.				24"	2	17.8"	N.A.
36" x 72"	N.A.				24"	2	18"	N.A.
36" x 84"	N.A.				24"	2	25"	N.A.
42" x 72"	N.A.				24"	2	20"	N.A.
42" x 84"	N.A.				24"	2	25"	N.A.
42" x 96"	N.A.				24"	2	26.5"	N.A.
42" x 108"	24"	2	29"	N.A.	24"	2	29"	N.A.
48" x 84"	30"	2	25"	N.A.	30"	2	25"	N.A.
48" x 96"	30"	2	27"	N.A.	30"	2	27"	N.A.
48" x 108"	30"	2	29"	N.A.	30"	2	29"	N.A.
48" x 120"	30"	2	32"	N.A.	30"	2	32"	N.A.
54" x 108"	30"	2	29"	N.A.	30"	2	29"	N.A.
54" x 120"	30"	2	32"	N.A.	30"	3	25"	60"
54" x 144"	30"	2	36"	72"	30"	3	27"	72"
60" x 120"	30"	2	30"	N.A.	N.A.			
60" x 144"	30"	2	32"	N.A.	N.A.			
60" x 168"	30"	3	36"	84"	N.A.			
66" x 144"	36"	2	38"	N.A.	N.A.			
66" x 168"	36"	2	41"	84"	N.A.			
66" x 192"	36"	3	46"	96"	N.A.			
72" x 168"	36"	2	37"	84"	N.A.			
72" x 192"	36"	3	42"	96"	N.A.			
72" x 216"	36"	3	46"	108"	N.A.			

# Convене Base Locations

Rectangular, Boat-Shape, and Racetrack Tops

**Circular Drum Bases**



**Elliptical Drum Bases**

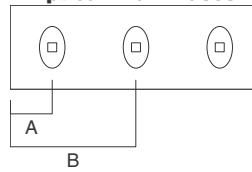
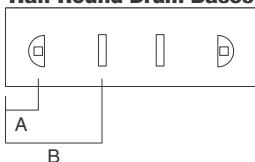


Table Size	Base Size	Number of Bases	A	B	Base Size	Number of Bases	A	B
36" x 60"	N.A.				N.A.			
36" x 66"	N.A.				N.A.			
36" x 72"	N.A.				N.A.			
36" x 84"	N.A.				N.A.			
42" x 72"	24"	2	20.5"	N.A.	24"	2	20.5"	N.A.
42" x 84"	24"	2	21"	N.A.	24"	2	21"	N.A.
42" x 96"	24"	2	25"	N.A.	24"	2	25"	N.A.
42" x 108"	24"	2	27"	N.A.	24"	2	27"	N.A.
48" x 84"	24"	2	21"	N.A.	24"	2	21"	N.A.
48" x 96"	24"	2	25"	N.A.	24"	2	25"	N.A.
48" x 108"	24"	2	27"	N.A.	24"	2	27"	N.A.
48" x 120"	24"	2	30"	N.A.	24"	2	30"	N.A.
48" x 144"	24"	3	24"	72"	24"	3	24"	72"
54" x 108"	24"	2	27.5"	N.A.	24"	2	27.5"	N.A.
54" x 120"	24"	2	35"	N.A.	24"	2	35"	N.A.
54" x 144"	24"	3	27"	72"	24"	3	27"	72"
54" x 168"	24"	3	27"	84"	24"	3	27"	84"
60" x 120"	30"	2	30"	N.A.	30"	2	30"	N.A.
60" x 144"	30"	3	30"	72"	30"	3	30"	72"
60" x 168"	30"	3	30"	84"	30"	3	30"	84"
60" x 192"	30"	3	30"	96"	30"	3	30"	96"
60" x 216"	30"	3	30"	108"	30"	3	30"	108"
66" x 144"	30"	2	33"	N.A.	36"	3	33"	72"
66" x 168"	30"	2	36"	N.A.	36"	3	36"	84"
66" x 192"	30"	3	36"	96"	36"	3	36"	96"
66" x 216"	30"	3	36"	108"	36"	4	36"	81"
72" x 168"	36"	2	36"	N.A.	36"	3	36"	84"
72" x 192"	36"	3	36"	96"	36"	4	36"	72"
72" x 216"	36"	3	36"	108"	36"	4	36"	81"

**Half-Round Drum Bases**



**Rectangle and U-Bases**

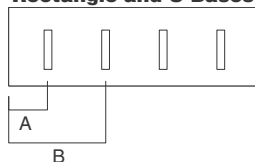
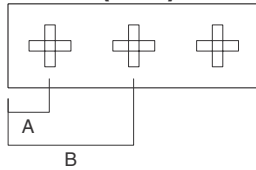


Table Size	Base Size	Number of Bases	A	B	Base Size	Number of Bases	A	B
36" x 60"	N.A.				24"	2	15.5"	N.A.
36" x 66"	N.A.				24"	2	18"	N.A.
36" x 72"	N.A.				24"	2	18"	N.A.
36" x 84"	N.A.				24"	2	20.5"	N.A.
42" x 72"	24"	2	20.5"	N.A.	24"	2	20.5"	N.A.
42" x 84"	24"	2	21"	N.A.	24"	2	21"	N.A.
42" x 96"	24"	2	25"	N.A.	24"	2	25"	N.A.
42" x 108"	24"	2	27"	N.A.	24"	2	27"	N.A.
48" x 84"	24"	2	21"	N.A.	24"	2	21"	N.A.
48" x 96"	24"	2	25"	N.A.	24"	2	25"	N.A.
48" x 108"	24"	2	27"	N.A.	24"	2	27"	N.A.
48" x 120"	24"	2/1*	24"	60"	30"	3	24"	60"
48" x 144"	24"	2/1*	24"	72"	30"	3	24"	72"
54" x 108"	24"	2/1*	24"	N.A.	30"	3	24"	54"
54" x 120"	24"	2/1*	24"	N.A.	30"	3	24"	60"
54" x 144"	24"	2/1*	27"	72"	30"	3	27"	72"
54" x 168"	24"	2/1*	27"	84"	30"	3	27"	84"
60" x 120"	30"	2/1*	24"	N.A.	30"	3	24"	60"
60" x 144"	30"	2/1*	30"	72"	30"	3	30"	72"
60" x 168"	30"	2/1*	30"	84"	30"	3	30"	84"
60" x 192"	30"	2/2*	30"	74"	30"	4	30"	74"
60" x 216"	30"	2/2*	30"	82"	30"	4	30"	82"
66" x 144"	30"	2/1*	24"	72"	36"	3	24"	72"
66" x 168"	30"	2/1*	28"	84"	36"	3	28"	84"
66" x 192"	30"	2/2*	24"	72"	36"	4	24"	72"
66" x 216"	30"	2/2*	27"	81"	36"	4	27"	81"
72" x 168"	36"	2/1*	28"	84"	36"	3	28"	84"
72" x 192"	36"	2/2*	24"	72"	36"	4	24"	72"
72" x 216"	36"	2/2*	27"	81"	36"	4	27"	81"

\*Combination of half-drum and rectangle bases  
 Tip: "A" dimension for half-round drum base is from center of wire-access hole in bottom of base to edge of top.

Convене Base Locations Rectangular, Boat-Shape, and Racetrack Tops, continued

**X Bases (Wood)**



**T-Flex Bases**

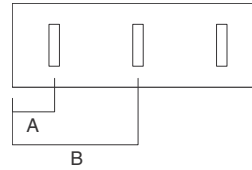


Table Size	Base Size	Number of Bases	A	B	Base Size	Number of Bases	A	B
36" x 60"	N.A.				24"	2	15.5"	N.A.
36" x 66"	N.A.				24"	2	18"	N.A.
36" x 72"	N.A.				24"	2	18"	N.A.
36" x 84"	N.A.				24"	2	20.5"	N.A.
42" x 72"	N.A.				24"	2	20.5"	N.A.
42" x 84"	24"	2	21"	N.A.	24"	2	21"	N.A.
42" x 96"	24"	2	25"	N.A.	24"	2	25"	N.A.
42" x 108"	24"	2	27"	N.A.	24"	2	27"	N.A.
48" x 84"	30"	2	21"	N.A.	30"	2	21"	N.A.
48" x 96"	30"	2	25"	N.A.	30"	2	25"	N.A.
48" x 108"	30"	2	27"	N.A.	30"	2	27"	N.A.
48" x 120"	30"	2	30"	N.A.	30"	2	30"	N.A.
48" x 144"	30"	3	24"	72"	30"	3	24"	72"
54" x 108"	30"	2	27.5"	N.A.	30"	2	27.5"	N.A.
54" x 120"	30"	2	35"	N.A.	30"	2	35"	N.A.
54" x 144"	30"	3	27"	72"	30"	3	27"	72"
54" x 168"	30"	3	27"	84"	30"	3	27"	84"
60" x 120"	30"	2	30"	N.A.	N.A.			
60" x 144"	30"	3	30"	72"	N.A.			
60" x 168"	30"	3	30"	84"	N.A.			
60" x 192"	30"	3	30"	96"	N.A.			
60" x 216"	30"	3	30"	108"	N.A.			
66" x 144"	36"	2	33"	N.A.	N.A.			
66" x 168"	36"	2	36"	N.A.	N.A.			
66" x 192"	36"	3	36"	96"	N.A.			
66" x 216"	36"	3	36"	108"	N.A.			
72" x 168"	36"	2	36"	N.A.	N.A.			
72" x 192"	36"	3	36"	96"	N.A.			
72" x 216"	36"	3	36"	108"	N.A.			

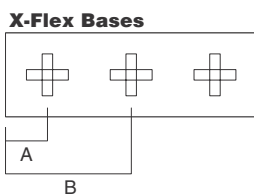
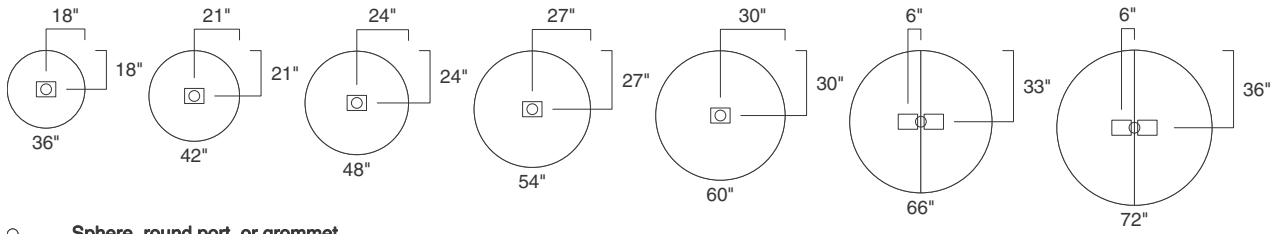


Table Size	Base Size	Number of Bases	A	B
36" x 60"	N.A.			
36" x 66"	N.A.			
36" x 72"	24"	2	18"	N.A.
36" x 84"	24"	2	20.5"	N.A.
42" x 72"	24"	2	20.5"	N.A.
42" x 84"	24"	2	21"	N.A.
42" x 96"	24"	2	25"	N.A.
42" x 108"	24"	2	27"	N.A.
48" x 84"	30"	2	21"	N.A.
48" x 96"	30"	2	25"	N.A.
48" x 108"	30"	2	27"	N.A.
48" x 120"	30"	2	30"	N.A.
48" x 144"	30"	3	24"	72"
54" x 108"	30"	2	27.5"	N.A.
54" x 120"	30"	2	35"	N.A.
54" x 144"	30"	3	27"	72"
54" x 168"	30"	3	27"	84"
60" x 120"	N.A.			
60" x 144"	N.A.			
60" x 168"	N.A.			
60" x 192"	N.A.			
60" x 216"	N.A.			
66" x 144"	N.A.			
66" x 168"	N.A.			
66" x 192"	N.A.			
66" x 216"	N.A.			
72" x 168"	N.A.			
72" x 192"	N.A.			
72" x 216"	N.A.			

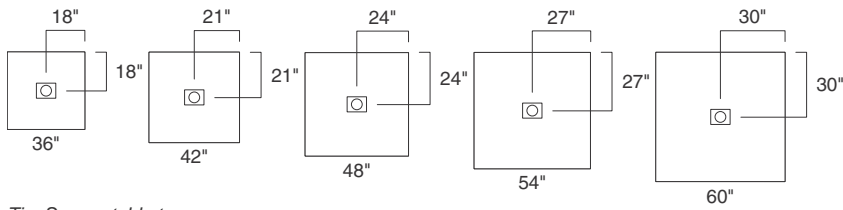
# Convене Power and Communication Accessory Locations

## Round Conference Table Tops



- Sphere, round port, or grommet
- Power unit
- ◌ Oval port
- ▭ Power channel

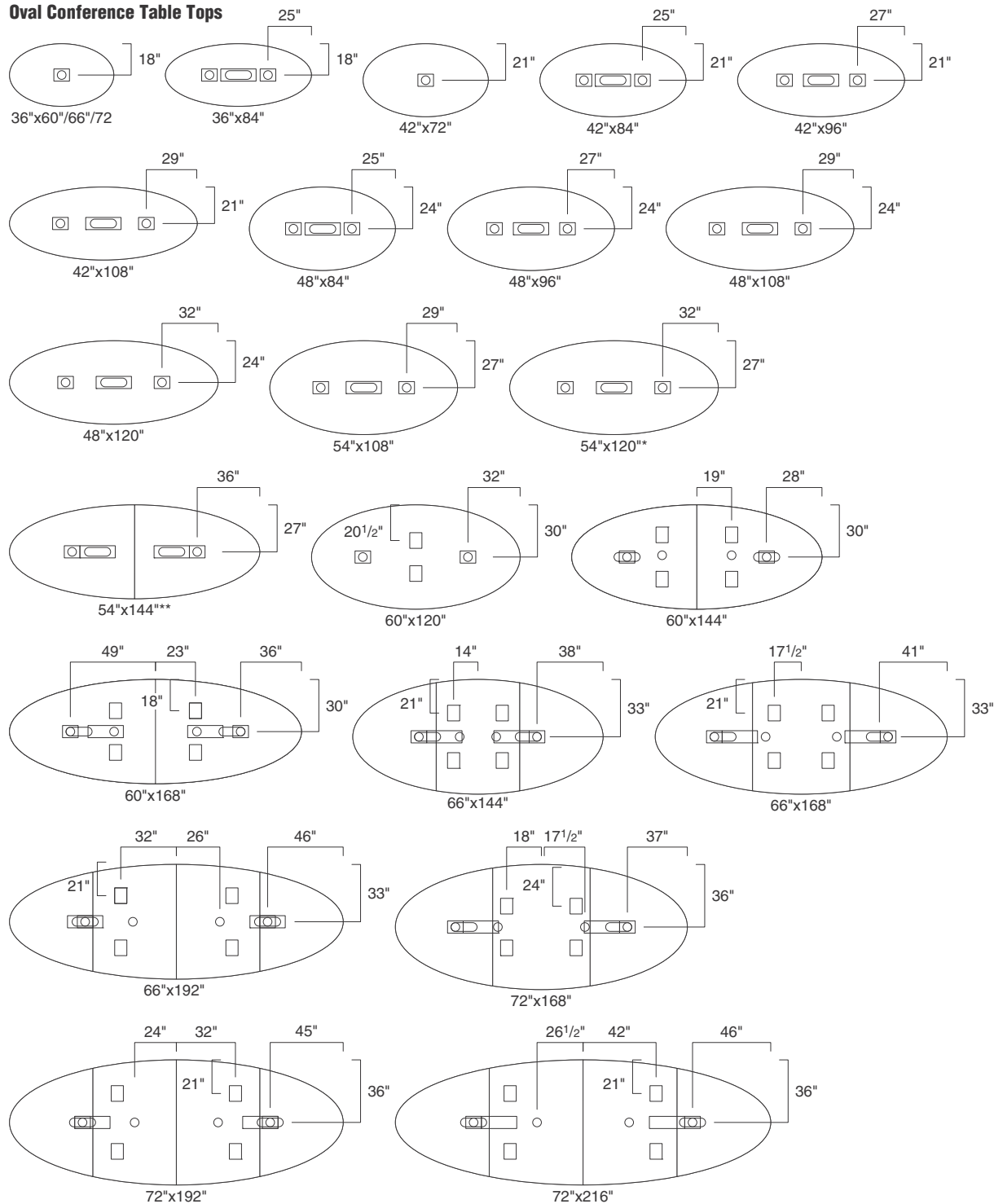
## Square Conference Table Tops



*Tip: Square table tops are shown.*

- Sphere, round port, or grommet
- Power unit
- ◌ Oval port
- ▭ Power channel

**Oval Conference Table Tops**



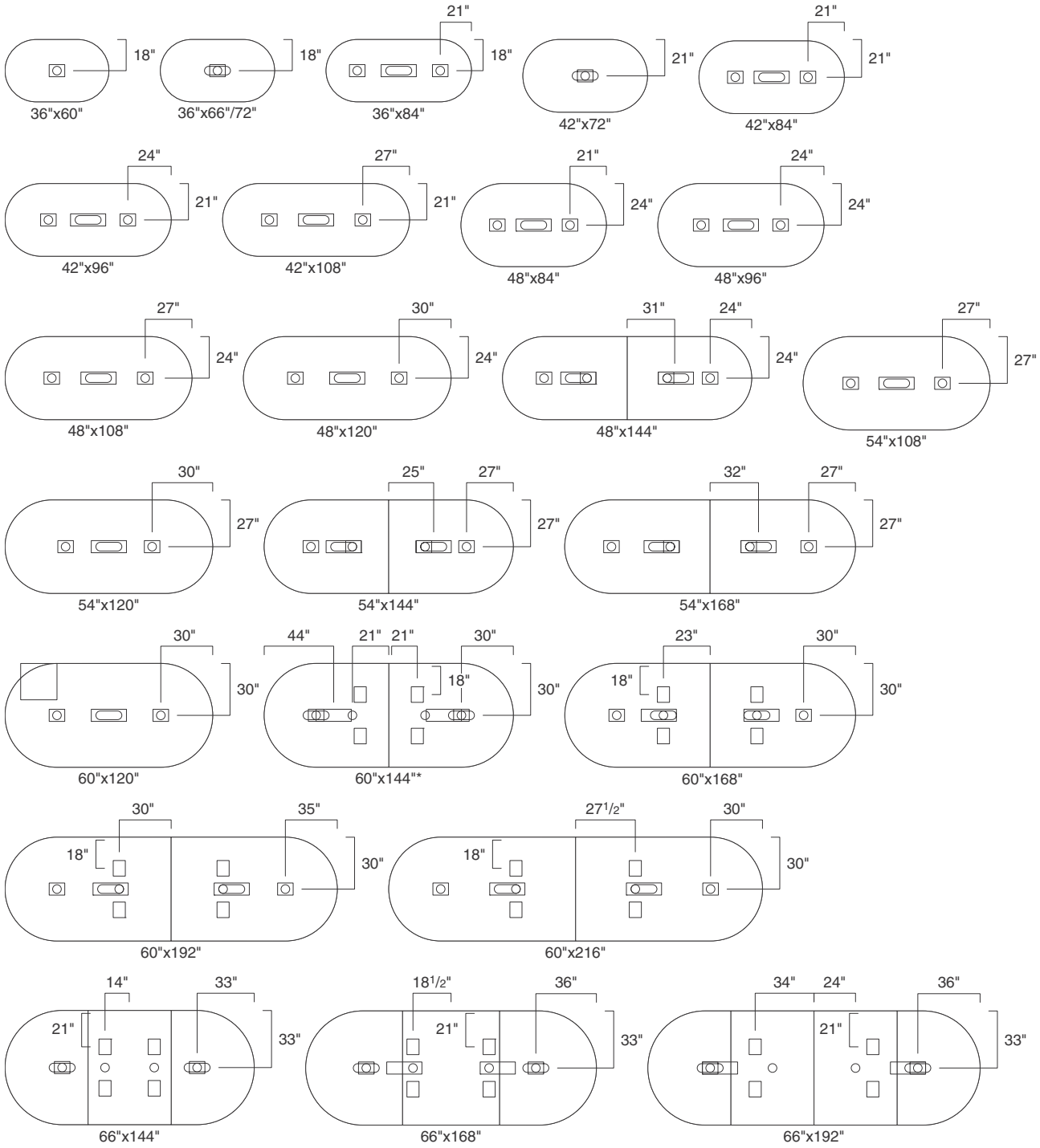
- Sphere, round port, or grommet
- Power unit
- ◻ Oval port
- ▭ Power channel

\* Do not use oval port or power channel on 54" x 120" oval top with flex bases.  
 \*\* Do not use oval port on 54" x 144" oval top with x-panel base.

*Tip: Spheres, round ports, grommets, and power units are available in quantities of two, four, or six. When you specify an accessory in quantities of two, they will be installed in the outer most left- and right-hand positions.*

*Tip: Do not use oval port on 60" x 144" oval top with elliptical drum base.*

**Rectangular, Boat-Shape, and Racetrack Table Tops**



- Sphere, round port, or grommet
- Power unit
- ◌ Oval port
- ▭ Power channel

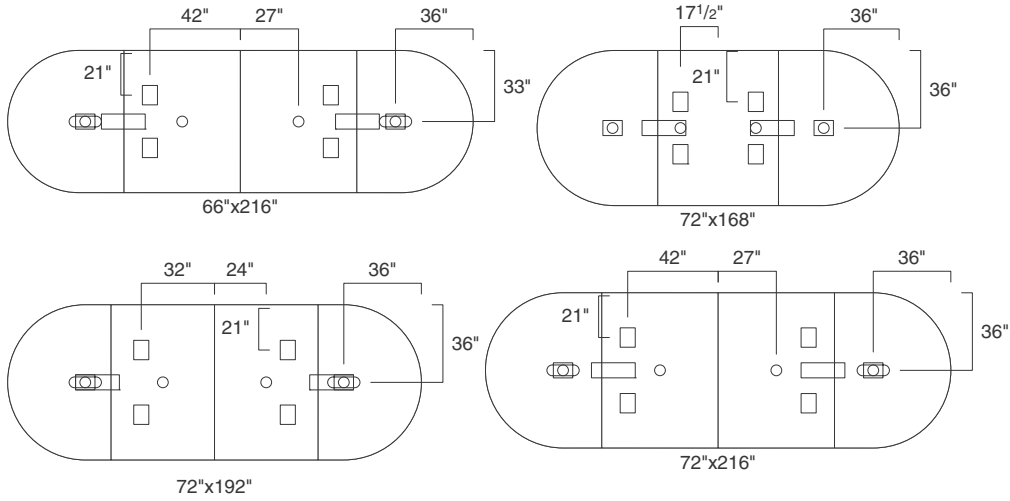
*\*Do not use oval port on 60" x 144" racetrack, rectangle, and boat-shape tops with elliptical drum bases.*

*Tip: Racetrack table tops are shown. The same dimensions apply to rectangular and boat-shape table tops.*

*Tip: Do not use oval port on 60" x 168" racetrack, rectangular, and boat-shape tops with 30" X-base.*



**Rectangular, Boat-Shape, and Racetrack Table Tops, continued**



*Tip: Racetrack table tops are shown. The same dimensions apply to boat-shape table tops.*

- Sphere, round port, or grommet
- Power unit
- ◌ Oval port
- ▭ Power channel

# Availability of Conference Top Options

## Round and Square Tops

▶ See page 334 for *Power and Communication Accessory Locations*.

Round Tops	36" diameter	42" diameter	48" diameter	54" diameter	60" diameter	66" diameter	72" diameter	Square Tops	36"W	42"W	48"W	54"W	60"W
------------	--------------	--------------	--------------	--------------	--------------	--------------	--------------	-------------	------	------	------	------	------

### Grommets

▶ Page 342 for Specifying information

One 2 1/2" round	■	■	■	■	■	■	■	■	■	■	■	■	■
Two 2 1/2" round	•	•	•	•	•	•	•	•	•	•	•	•	•
Four 2 1/2" round	•	•	•	•	•	•	•	•	•	•	•	•	•

### Power Channels

▶ Page 342 for Specifying information

One power channel	•	•	•	•	•	•	•	•	•	•	•	•	•
Two power channels	•	•	•	•	•	•	•	•	•	•	•	•	•

### Power Units

▶ Page 343 for Specifying information

One power unit	■	■	■	■	■	•	•	■	■	■	■	■	■
Two power units	•	•	•	•	•	■	■	•	•	•	•	•	•
Four power units	•	•	•	•	•	•	•	•	•	•	•	•	•
Six power units	•	•	•	•	•	•	•	•	•	•	•	•	•

### Factory-Cut Hole for Power and Communication Sphere

▶ Page 344 for Specifying Information

One 3"-diameter hole	■	■	■	■	■	•	•	■	■	■	■	■	■
Two 3"-diameter holes	•	•	•	•	•	•	•	•	•	•	•	•	•
Four 3"-diameter holes	•	•	•	•	•	•	•	•	•	•	•	•	•

### Factory-Cut Hole for Round Power and Communication Port

▶ Page 344 for Specifying information

One 3 1/2"-diameter hole	■	■	■	■	■	•	•	■	■	■	■	■	■
Two 3 1/2"-diameter holes	•	•	•	•	•	•	•	•	•	•	•	•	•
Four 3 1/2"-diameter holes	•	•	•	•	•	•	•	•	•	•	•	•	•

### Factory-Cut Hole for Oval Power and Communication Port

▶ Page 344 for Specifying information

One 12"W hole	•	•	•	•	•	•	•	•	•	•	•	•	•
Two 12"W holes	•	•	•	•	•	•	•	•	•	•	•	•	•

### Legend

- = Not available
- = Available

# Availability of Conference Top Options

## Oval Tops

▶ See page 334 for *Power and Communication Accessory Locations*.

Oval Tops	36"W			42"W			48"W			54"W			60"W			66"W			72"W				
	60"W	66"W	72"W	84"W	72"W	84"W	96"W	108"W	84"W	96"W	108"W	120"W	108"W	120"W	144"W	120"W	144"W	168"W	144"W	168"W	192"W	168"W	192"W

### Grommets

▶ Page 342 for Specifying information

One 2½" round	■	■	■	•	■	•	•	•	•	•	•	•	•	•	•	•	•	•	•	•	•	•	•	•
Two 2½" round	•	•	•	■	•	■	■	■	■	■	■	■	■	■	•	•	•	•	•	•	•	•	•	•
Four 2½" round	•	•	•	•	•	•	•	•	•	•	•	•	•	•	•	•	•	•	•	•	•	•	•	•

### Power Channels

▶ Page 342 for Specifying information

One power channel	•	•	•	■	•	■	■	■	■	■	■	■	■	•	■	•	•	•	•	•	•	•	•	•
Two power channels	•	•	•	•	•	•	•	•	•	•	•	•	•	■	•	■	■	■	■	■	■	■	■	■

### Power Units

▶ Page 343 for Specifying information

One power unit	■	■	■	•	■	•	•	•	•	•	•	•	•	•	•	•	•	•	•	•	•	•	•	•
Two power units	•	•	•	■	•	■	■	■	■	■	■	■	■	■	■	■	■	■	■	■	■	■	■	■
Four power units	•	•	•	•	•	•	•	•	•	•	•	•	•	■	•	•	•	•	•	•	•	•	•	•
Six power units	•	•	•	•	•	•	•	•	•	•	•	•	•	•	■	■	■	■	■	■	■	■	■	■

### Factory-Cut Hole for Power and Communication Sphere

▶ Page 344 for Specifying Information

One 3"-diameter hole	■	■	■	•	■	•	•	•	•	•	•	•	•	•	•	•	•	•	•	•	•	•	•	•
Two 3"-diameter holes	•	•	•	■	•	■	■	■	■	■	■	■	■	■	■	■	■	■	■	■	■	■	■	■
Four 3"-diameter holes	•	•	•	•	•	•	•	•	•	•	•	•	•	•	■	■	■	■	■	■	■	■	■	■

### Factory-Cut Hole for Round Power and Communication Port

▶ Page 344 for Specifying information

One 3½"-diameter hole	■	■	■	•	■	•	•	•	•	•	•	•	•	•	•	•	•	•	•	•	•	•	•	•
Two 3½"-diameter holes	•	•	•	■	•	■	■	■	■	■	■	■	■	■	■	■	■	■	■	■	■	■	■	■
Four 3½"-diameter holes	•	•	•	•	•	•	•	•	•	•	•	•	•	•	■	■	■	■	■	■	■	■	■	■

### Factory-Cut Hole for Oval Power and Communication Port

▶ Page 344 for Specifying information

One 12"W hole	•	■	■	■	■	■	■	•	■	■	■	■	■	•	■	•	•	•	•	•	•	•	•	•
Two 12"W holes	•	•	•	•	•	•	•	•	•	•	•	•	•	■	•	■	■	■	■	■	■	■	■	■

### Legend

- = Not available
- = Available

# Availability of Conference Top Options

Rectangular, Boat-Shape, and Racetrack Tops

► See page 334 for *Power and Communication Accessory Locations*.

**Rectangular, Boat-Shape, and Racetrack Tops**

	36"W			42"W			48"W			54"W			60"W			66"W			72"W			
60"W																						
66"W																						
72"W																						
84"W																						
72"W																						
84"W																						
96"W																						
108"W																						
84"W																						
96"W																						
108"W																						
120"W																						
144"W																						
108"W																						
120"W																						
144"W																						
168"W																						
120"W																						
144"W																						
168"W																						
192"W																						
216"W																						
144"W																						
168"W																						
192"W																						
216"W																						
168"W																						
192"W																						
216"W																						

**Grommets**

► Page 342 for Specifying information

One 2 1/2" round	■	■	■	■	■	■	■	■	■	■	■	■	■	■	■	■	■	■	■	■	■	■
Two 2 1/2" round	■	■	■	■	■	■	■	■	■	■	■	■	■	■	■	■	■	■	■	■	■	■
Four 2 1/2" round	■	■	■	■	■	■	■	■	■	■	■	■	■	■	■	■	■	■	■	■	■	■

**Power Channels**

► Page 342 for Specifying information

One power channel	■	■	■	■	■	■	■	■	■	■	■	■	■	■	■	■	■	■	■	■	■	■
Two power channels	■	■	■	■	■	■	■	■	■	■	■	■	■	■	■	■	■	■	■	■	■	■

**Power Units**

► Page 343 for Specifying information

One power unit	■	■	■	■	■	■	■	■	■	■	■	■	■	■	■	■	■	■	■	■	■	■
Two power units	■	■	■	■	■	■	■	■	■	■	■	■	■	■	■	■	■	■	■	■	■	■
Four power units	■	■	■	■	■	■	■	■	■	■	■	■	■	■	■	■	■	■	■	■	■	■
Six power units	■	■	■	■	■	■	■	■	■	■	■	■	■	■	■	■	■	■	■	■	■	■

**Factory-Cut Hole for Power and Communication Sphere**

► Page 344 for Specifying Information

One 3"-diameter hole	■	■	■	■	■	■	■	■	■	■	■	■	■	■	■	■	■	■	■	■	■	■
Two 3"-diameter holes	■	■	■	■	■	■	■	■	■	■	■	■	■	■	■	■	■	■	■	■	■	■
Four 3"-diameter holes	■	■	■	■	■	■	■	■	■	■	■	■	■	■	■	■	■	■	■	■	■	■

**Factory-Cut Hole for Round Power and Communication Port**

► Page 344 for Specifying information

One 3 1/2"-diameter hole	■	■	■	■	■	■	■	■	■	■	■	■	■	■	■	■	■	■	■	■	■	■
Two 3 1/2"-diameter holes	■	■	■	■	■	■	■	■	■	■	■	■	■	■	■	■	■	■	■	■	■	■
Four 3 1/2"-diameter holes	■	■	■	■	■	■	■	■	■	■	■	■	■	■	■	■	■	■	■	■	■	■

**Factory-Cut Hole for Oval Power and Communication Port**

► Page 344 for Specifying information

One 12"W hole	■	■	■	■	■	■	■	■	■	■	■	■	■	■	■	■	■	■	■	■	■	■
Two 12"W holes	■	■	■	■	■	■	■	■	■	■	■	■	■	■	■	■	■	■	■	■	■	■

**Legend**

- = Not available
- = Available



# Specifying Conference Top Options

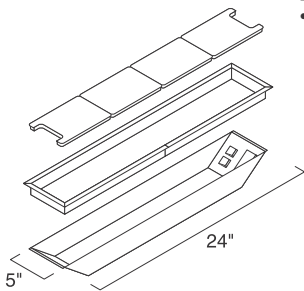
## Grommets



▶ See Availability of Conference Top Options, page 338.

Options	U.S. Price	Required to Specify
<ul style="list-style-type: none"> <li>• One 2½"-round grommet</li> </ul>	+\$117	Center: Specify <i>with CGRC</i> and select 0835 Black, 4799 Platinum Metallic, 9201 Polished Chrome, or 9211 Nickel.
<ul style="list-style-type: none"> <li>• Two 2½"-round grommets</li> </ul>	+\$234	Left/Right: Specify <i>with CGRLR</i> and select 0835 Black, 4799 Platinum Metallic, 9201 Polished Chrome, or 9211 Nickel.
<ul style="list-style-type: none"> <li>• Four 2½"-round grommets</li> </ul>	+\$468	Left/Center/Center/Right: Specify <i>with CGRLCCR</i> and select 0835 Black, 4799 Platinum Metallic, 9201 Polished Chrome, or 9211 Nickel.

## Power Channels



▶ See Availability of Conference Top Options, page 338.

*Tip: Power channel conduit must be hard-wired in the field.*

*Tip: Power channels cannot be used on tops supported by X-panel bases.*

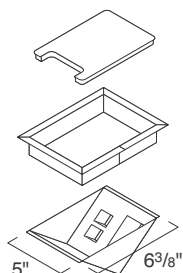
*Tip: Power channels cannot be used on 54"D x 120"W oval tops supported by T- or X-flex bases.*

*Tip: Technology covers are included with power units and power channels. Specify additional covers only if you need a different style or replacements.*

*Tip: AAPs are available from Extron Electronics. For information on AAPs and to find an Extron Electronics dealer, contact Extron at 800.633.9876 or online at [extron.com](http://extron.com).*

Options	U.S. Price	Required to Specify
<ul style="list-style-type: none"> <li>• One power channel                             <ul style="list-style-type: none"> <li>—Power channel with four electrical outlets and 6' conduit for hardwiring in the field</li> <li>—Faceplates to accommodate four customer-supplied voice/data receptacles</li> <li>—Two square and two wire access technology covers</li> <li>—In place of the faceplates provided, up to four single space Extron Electronics Architectural Adapter Plates (AAPs) can be used for data solutions</li> <li>—Sleeve: paint or metal</li> </ul> </li> </ul>	+\$1128	Center: Specify <i>with CPCC</i> and select technology cover color: 2868 Cameo White Low Gloss (default) or 2869 Nocturne Black Low Gloss. Select sleeve color: 0835 Black or 4799 Platinum (default).
<ul style="list-style-type: none"> <li>• Two power channels                             <ul style="list-style-type: none"> <li>—Two power channels each with four electrical outlets and 6' conduit for hardwiring in the field</li> <li>—Faceplates to accommodate eight customer-supplied voice/data receptacles</li> <li>—Four square and four wire access technology covers</li> <li>—In place of the faceplates provided, up to eight single space Extron Electronics Architectural Adapter Plates (AAPs) can be used for data solutions</li> <li>—Two sleeves: paint or metal</li> </ul> </li> </ul>	+\$2256	Left/Right: Specify <i>with CPCLR</i> and select technology cover color: 2868 Cameo White Low Gloss (default) or 2869 Nocturne Black Low Gloss. Select sleeve color: 0835 Black or 4799 Platinum (default).

## Power Units



► See *Availability of Conference Top Options*, page 338.

*Tip: Power unit conduit must be hardwired in the field.*

*Tip: Technology covers are included with power units and power channels. Specify additional covers only if you need a different style or replacements.*

*Tip: AAPs are available from Extron Electronics. For information on AAPs and to find an Extron Electronics dealer, contact Extron at 800.633.9876 or online at [extron.com](http://extron.com).*

Options	U.S. Price	Required to Specify
<ul style="list-style-type: none"> <li>• One power unit                             <ul style="list-style-type: none"> <li>—One power unit with two electrical outlets and 6' conduit for hardwiring in the field</li> <li>—Faceplates to accommodate two customer-supplied voice/data receptacles</li> <li>—In place of the faceplates provided, up to two single space Extron Electronics Architectural Adapter Plates (AAPs) can be used for data solutions</li> <li>—One wire access technology cover</li> <li>—Sleeve: paint or metal</li> </ul> </li> </ul>	+\$ 543	Specify <i>with CPU1</i> and select technology cover color: 2868 Cameo White Low Gloss (default) or 2869 Nocturne Black Low Gloss. Select sleeve color: 0835 Black or 4799 Platinum (default).
<ul style="list-style-type: none"> <li>• Two power units                             <ul style="list-style-type: none"> <li>—Two power units each with two electrical outlets and 6' conduit for hardwiring in the field</li> <li>—Faceplates to accommodate four customer-supplied voice/data receptacles</li> <li>—In place of the faceplates provided, up to four single space Extron Electronics Architectural Adapter Plates (AAPs) can be used for data solutions</li> <li>—Two wire access technology covers</li> <li>—Two sleeves: paint or metal</li> </ul> </li> </ul>	+\$1086	Specify <i>with CPU2</i> and select technology cover color: 2868 Cameo White Low Gloss (default) or 2869 Nocturne Black Low Gloss. Select sleeve color: 0835 Black or 4799 Platinum (default).
<ul style="list-style-type: none"> <li>• Four power units                             <ul style="list-style-type: none"> <li>—Four power units each with two electrical outlets and 6' conduit for hardwiring in the field</li> <li>—Faceplates to accommodate eight customer-supplied voice/data receptacles</li> <li>—In place of the faceplates provided, up to eight single space Extron Electronics Architectural Adapter Plates (AAPs) can be used for data solutions</li> <li>—Four wire access technology covers</li> <li>—Four sleeves: paint or metal</li> </ul> </li> </ul>	+\$2172	Specify <i>with CPU4</i> and select technology cover color: 2868 Cameo White Low Gloss (default) or 2869 Nocturne Black Low Gloss. Select sleeve color: 0835 Black or 4799 Platinum (default).
<ul style="list-style-type: none"> <li>• Six power units                             <ul style="list-style-type: none"> <li>—Six power units each with two electrical outlets and 6' conduit for hardwiring in the field</li> <li>—Faceplates to accommodate twelve customer-supplied voice/data receptacles</li> <li>—In place of the faceplates provided, up to eight single space Extron Electronics Architectural Adapter Plates (AAPs) can be used for data solutions</li> <li>—Six wire access technology covers</li> <li>—Six sleeves: paint or metal</li> </ul> </li> </ul>	+\$3258	Specify <i>with CPU6</i> and select technology cover color: 2868 Cameo White Low Gloss (default) or 2869 Nocturne Black Low Gloss. Select sleeve color: 0835 Black or 4799 Platinum (default).



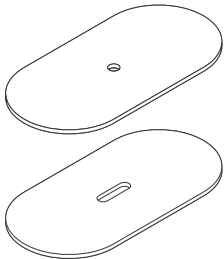
### For Canadian Pricing

Multiply U.S. Price by the Canadian price factor.

► See page 1 for details.

Specifying Conference Top Options, continued

**Factory-Cut Hole for Power and Communication Accessories**



▶ See *Availability of Conference Top Options*, page 338.

*Tip: Remember to order the power and communication ports and spheres separately.*  
▶ Page 516

*Tip: Oval ports cannot be used on the following top and base combinations:*  
— 54" x 120" oval tops with T- or X-flex bases  
— 54" x 144" oval tops with X-panel bases  
— 60" x 144" racetrack, rectangle, and boat-shape tops with elliptical drum bases.

Options	U.S. Price	Required to Specify
<b>Hole for power and communication sphere</b>		
• One 3" diameter hole	+\$ 49	Center: Specify with CPSC.
• Two 3" diameter holes	+\$ 98	Left/Right: Specify with CPSLR.
• Four 3" diameter holes	+\$196	Left/Center/Center/Right: Specify with CPSLCCR.
<b>Hole for round power and communication port</b>		
• One 3½" diameter hole	+\$ 49	Center: Specify with CSPC.
• Two 3½" diameter holes	+\$ 98	Left/Right: Specify with CSPLR.
• Four 3½" diameter holes	+\$196	Left/Center/Center/Right: Specify with CSPLCCR.
<b>Hole for oval power and communication port</b>		
• One 12"W hole	+\$ 49	Center: Specify with CLPC.
• Two 12"W holes	+\$ 98	Left/Right: Specify with CLPLR.

 **For Canadian Pricing**  
Multiply U.S. Price by the Canadian price factor.  
▶ See page 1 for details.

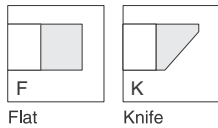


# Round Wood Conference Table Tops

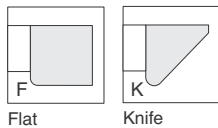


*Tip: Your specification is not complete until you add a third letter to the style number to define the table top edge profile.*

### Standard Edge Profiles For Diameter Tops 36"-60"



### Large Edge Profiles For Diameter Tops 66"-72"



Standard Includes	Required to Specify
-------------------	---------------------

- |   |   |
|---|---|
| <ul style="list-style-type: none"> <li>▶ Need help? Product details, page 310</li> <li>• Table top: wood group 1 veneer with solid wood edge</li> </ul> | <ol style="list-style-type: none"> <li>1 Style number with appropriate edge profile letter indicated in the space provided (For example, CW_R36 becomes CWFR36 for flat edge profile)                     <ul style="list-style-type: none"> <li>▶ See edge profiles below.</li> </ul> </li> <li>2 Wood veneer color number for top</li> <li>3 Options, if selected (see below)                     <ul style="list-style-type: none"> <li>▶ See <i>Surface Materials</i>, page 382.</li> </ul> </li> </ol> |
|---|---|

Options	U.S. Price	Required to Specify
---------	------------	---------------------

<b>Surface Materials</b> <ul style="list-style-type: none"> <li>• Wood group 2</li> <li>• Wood group 3</li> <li>• Customiz stain on wood</li> <li>• Full-fill finish on wood group 1</li> </ul>	Prices below Prices below No cost  Prices below	Specify wood color number. Specify wood color number. Specify <i>with Customiz stain</i> . ▶ See <i>Surface Materials Reference Manual</i> . Specify full-fill finish number.
---	---	---

**Additional Options**

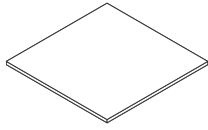
- ▶ See *Availability of Conference Top Options*, page 338.
- ▶ See *Specifying Conference Top Options*, page 342.

### Specification Information

Diameter	Style Number	U.S. Base Price	Options (Add \$ to Base Price)		
			Wood Group 2	Wood Group 3	Full-Fill Finish on Wood Group 1
36"	<b>CW_R36</b>	\$2024	+\$ 69	+\$ 240	+\$35
42"	<b>CW_R42</b>	\$2435	+\$102	+\$ 358	+\$35
48"	<b>CW_R48</b>	\$3065	+\$102	+\$ 358	+\$35
54"	<b>CW_R54</b>	\$3979	+\$183	+\$ 642	+\$66
60"	<b>CW_R60</b>	\$4621	+\$183	+\$ 642	+\$66
66"	<b>CW_R66</b>	\$5580	+\$232	+\$ 803	+\$66
72"	<b>CW_R72</b>	\$6505	+\$300	+\$1044	+\$66
:	:	:	:	:	:

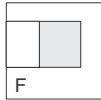
**For Canadian Pricing**  
 Multiply U.S. Price by the Canadian price factor.  
 ▶ See page 1 for details.

# Square Wood Conference Table Tops

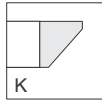


Tip: Your specification is not complete until you add a third letter to the style number to define the table top edge profile.

### Standard Edge Profiles For Tops 36"W-60"W



Flat



Knife

Standard Includes	Required to Specify
<ul style="list-style-type: none"> <li>▶ Need help? Product details, page 310</li> <li>• Table top: wood group 1 veneer with solid wood edge</li> </ul>	<ul style="list-style-type: none"> <li>1 Style number with appropriate edge profile letter indicated in the space provided (For example, CW_S36 becomes CWFS36 for flat edge profile) <ul style="list-style-type: none"> <li>▶ See edge profiles below.</li> </ul> </li> <li>2 Wood veneer color number for top</li> <li>3 Options, if selected (see below) <ul style="list-style-type: none"> <li>▶ See <i>Surface Materials</i>, page 382.</li> </ul> </li> </ul>

Options	U.S. Price	Required to Specify
<b>Surface Materials</b> <ul style="list-style-type: none"> <li>• Wood group 2</li> <li>• Wood group 3</li> <li>• Customiz stain on wood</li> </ul>	<ul style="list-style-type: none"> <li>Prices below</li> <li>Prices below</li> <li>No cost</li> </ul>	<ul style="list-style-type: none"> <li>Specify wood color number.</li> <li>Specify wood color number.</li> <li>Specify <i>with Customiz stain</i>.</li> <li>▶ See <i>Surface Materials Reference Manual</i>.</li> <li>Specify full-fill finish number.</li> </ul>
<ul style="list-style-type: none"> <li>• Full-fill finish on wood group 1</li> </ul>	<ul style="list-style-type: none"> <li>Prices below</li> </ul>	

**Additional Options**

- ▶ See *Availability of Conference Top Options*, page 338.
- ▶ See *Specifying Conference Top Options*, page 342.

### Specification Information

Dimensions		Style Number	U.S. Base Price	Options (Add \$ to Base Price)		
D	W			Wood	Wood	Wood
36"	36"	<b>CW_S36</b>	\$1655	+\$ 69	+\$240	+\$35
42"	42"	<b>CW_S42</b>	\$1990	+\$102	+\$358	+\$35
48"	48"	<b>CW_S48</b>	\$2510	+\$102	+\$358	+\$66
54"	54"	<b>CW_S54</b>	\$3568	+\$183	+\$642	+\$66
60"	60"	<b>CW_S60</b>	\$4739	+\$183	+\$642	+\$66
:	:	:	:	:	:	:



### For Canadian Pricing

Multiply U.S. Price by the Canadian price factor.

▶ See page 1 for details.



# Oval Wood Conference Table Tops



Standard Includes	Required to Specify
-------------------	---------------------

- |  |   |  |
|--|---|--|
| <ul style="list-style-type: none"> <li>▶ Need help? Product details, page 310</li> </ul> | <ul style="list-style-type: none"> <li>• Table top: wood group 1 veneer with solid wood edge</li> </ul> | <ul style="list-style-type: none"> <li>1 Style number with appropriate edge profile letter indicated in the space provided (For example, CW_J3660 becomes CWFJ3660 for flat edge profile)                             <ul style="list-style-type: none"> <li>▶ See edge profiles at right.</li> </ul> </li> <li>2 Wood veneer color number for top</li> <li>3 Options, if selected (see below)                             <ul style="list-style-type: none"> <li>▶ See <i>Surface Materials</i>, page 382.</li> </ul> </li> </ul> |
|--|---|--|

Options	U.S. Price	Required to Specify
---------	------------	---------------------

- |                          |  |   |
|--------------------------|--|---|
| <b>Surface Materials</b> | <ul style="list-style-type: none"> <li>• Wood group 2 Prices at right</li> <li>• Wood group 3 Prices at right</li> <li>• Customiz stain on wood No cost</li> </ul> | <ul style="list-style-type: none"> <li>Specify wood color number.</li> <li>Specify wood color number.</li> <li>Specify <i>with Customiz stain</i>.</li> <li>▶ See <i>Surface Materials Reference Manual</i>.</li> <li>Specify full-fill finish number.</li> </ul> |
|                          | <ul style="list-style-type: none"> <li>• Full-fill finish on wood group 1 Prices at right</li> </ul>   |   |

- Additional Options**
- ▶ See *Availability of Conference Top Options*, page 338.
  - ▶ See *Specifying Conference Top Options*, page 342.



**For Canadian Pricing**

Multiply U.S. Price by the Canadian price factor.

- ▶ See page 1 for details.

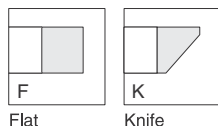
**Specification Information**

Dimensions D W	Style Number	U.S. Base Price	Options (Add \$ to Base Price)			
			Wood Group 2	Wood Group 3	Full-Fill Finish on Wood Group 1	
36"	60" <b>CW_J3660</b>	\$ 3420	+\$102	+\$ 358	+\$ 66	
	66" <b>CW_J3666</b>	\$ 3674	+\$141	+\$ 493	+\$ 66	
	72" <b>CW_J3672</b>	\$ 3941	+\$141	+\$ 493	+\$ 66	
	84" <b>CW_J3684</b>	\$ 4469	+\$183	+\$ 642	+\$ 66	
42"	72" <b>CW_J4272</b>	\$ 4483	+\$183	+\$ 642	+\$ 66	
	84" <b>CW_J4284</b>	\$ 4909	+\$183	+\$ 642	+\$ 66	
	96" <b>CW_J4296</b>	\$ 5538	+\$232	+\$ 803	+\$ 66	
48"	108" <b>CW_J42108</b>	\$ 6182	+\$232	+\$ 803	+\$102	
	84" <b>CW_J4884</b>	\$ 5393	+\$232	+\$ 803	+\$ 66	
	96" <b>CW_J4896</b>	\$ 5716	+\$232	+\$ 803	+\$102	
	108" <b>CW_J48108</b>	\$ 6983	+\$300	+\$1044	+\$102	
54"	120" <b>CW_J48120</b>	\$ 8551	+\$300	+\$1044	+\$102	
	108" <b>CW_J54108</b>	\$ 8009	+\$337	+\$1185	+\$102	
	120" <b>CW_J54120</b>	\$ 9300	+\$337	+\$1185	+\$134	
	144" <b>CW_J54144</b>	\$11,043	+\$422	+\$1469	+\$134	
60"	120" <b>CW_J60120</b>	\$ 9938	+\$372	+\$1298	+\$134	
	144" <b>CW_J60144</b>	\$13,360	+\$446	+\$1563	+\$168	
	168" <b>CW_J60168</b>	\$17,503	+\$475	+\$1655	+\$168	
66"	144" <b>CW_J66144</b>	\$14,819	+\$475	+\$1655	+\$168	
	168" <b>CW_J66168</b>	\$18,244	+\$542	+\$1897	+\$204	
	192" <b>CW_J66192</b>	\$19,899	+\$606	+\$2126	+\$204	
72"	168" <b>CW_J72168</b>	\$21,302	+\$606	+\$2126	+\$204	
	192" <b>CW_J72192</b>	\$23,472	+\$676	+\$2364	+\$237	
	216" <b>CW_J72216</b>	\$25,471	+\$743	+\$2607	+\$267	

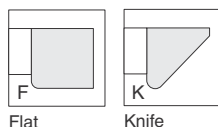


Tip: Your specification is not complete until you add a third letter to the style number to define the table top edge profile.

**Standard Edge Profiles For Tops 60"W-120"W**

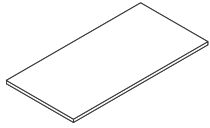


**Large Edge Profiles For Tops 144"W and Wider**



**For Canadian Pricing**  
 Multiply U.S. Price by the Canadian price factor.  
 ▶ See page 1 for details.

# Rectangular Wood Conference Table Tops



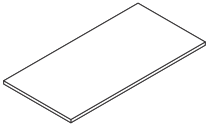
		Standard Includes	Required to Specify
<p>▶ Need help? Product details, page 310</p>		<ul style="list-style-type: none"> <li>Table top: wood group 1 veneer with solid wood edge</li> </ul>	<p>1 Style number with appropriate edge profile letter indicated in the space provided (For example, CW_T3660 becomes CWFT3660 for flat edge profile)</p> <ul style="list-style-type: none"> <li>▶ See edge profiles at right.</li> <li>2 Wood veneer color number for top</li> <li>3 Options, if selected (see below)</li> <li>▶ See <i>Surface Materials</i>, page 382.</li> </ul>
		Options	U.S. Price
<b>Surface Materials</b>		<ul style="list-style-type: none"> <li>Wood group 2</li> <li>Wood group 3</li> <li>Customiz stain on wood</li> </ul>	<p>Prices at right</p> <p>Prices at right</p> <p>No cost</p>
		<ul style="list-style-type: none"> <li>Full-fill finish on wood group 1</li> </ul>	<p>Prices at right</p>
<b>Additional Options</b>		<ul style="list-style-type: none"> <li>▶ See <i>Availability of Conference Top Options</i>, page 338.</li> <li>▶ See <i>Specifying Conference Top Options</i>, page 342.</li> </ul>	



**For Canadian Pricing**  
Multiply U.S. Price by the Canadian price factor.  
▶ See page 1 for details.

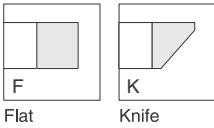
**Specification Information**

Dimensions D W	Style Number	U.S. Base Price	Options (Add \$ to Base Price)			
			Wood Group 2	Wood Group 3	Full-Fill Finish on Wood Group 1	
36"	60" <b>CW_T3660</b>	\$ 2944	+\$102	+\$ 358	+\$ 66	
	66" <b>CW_T3666</b>	\$ 3168	+\$141	+\$ 493	+\$ 66	
	72" <b>CW_T3672</b>	\$ 3395	+\$141	+\$ 493	+\$ 66	
	84" <b>CW_T3684</b>	\$ 3849	+\$183	+\$ 642	+\$ 66	
42"	72" <b>CW_T4272</b>	\$ 3861	+\$183	+\$ 642	+\$ 66	
	84" <b>CW_T4284</b>	\$ 4229	+\$183	+\$ 642	+\$ 66	
	96" <b>CW_T4296</b>	\$ 4769	+\$232	+\$ 803	+\$ 66	
	108" <b>CW_T42108</b>	\$ 5322	+\$232	+\$ 803	+\$102	
48"	84" <b>CW_T4884</b>	\$ 4646	+\$232	+\$ 803	+\$ 66	
	96" <b>CW_T4896</b>	\$ 4929	+\$232	+\$ 803	+\$102	
	108" <b>CW_T48108</b>	\$ 6015	+\$300	+\$1044	+\$102	
	120" <b>CW_T48120</b>	\$ 7365	+\$300	+\$1044	+\$102	
	144" <b>CW_T48144</b>	\$ 8123	+\$372	+\$1298	+\$134	
54"	108" <b>CW_T54108</b>	\$ 6898	+\$337	+\$1185	+\$102	
	120" <b>CW_T54120</b>	\$ 8007	+\$337	+\$1185	+\$134	
	144" <b>CW_T54144</b>	\$ 9511	+\$422	+\$1469	+\$134	
	168" <b>CW_T54168</b>	\$11,519	+\$475	+\$1655	+\$168	
60"	120" <b>CW_T60120</b>	\$ 8559	+\$372	+\$1298	+\$134	
	144" <b>CW_T60144</b>	\$11,506	+\$446	+\$1563	+\$168	
	168" <b>CW_T60168</b>	\$15,075	+\$475	+\$1655	+\$168	
	192" <b>CW_T60192</b>	\$15,555	+\$542	+\$1897	+\$204	
	216" <b>CW_T60216</b>	\$16,042	+\$606	+\$2126	+\$237	
66"	144" <b>CW_T66144</b>	\$13,473	+\$475	+\$1655	+\$168	
	168" <b>CW_T66168</b>	\$16,587	+\$542	+\$1897	+\$204	
	192" <b>CW_T66192</b>	\$18,096	+\$606	+\$2126	+\$204	
	216" <b>CW_T66216</b>	\$20,954	+\$676	+\$2364	+\$237	
72"	168" <b>CW_T72168</b>	\$19,357	+\$606	+\$2126	+\$204	
	192" <b>CW_T72192</b>	\$21,336	+\$676	+\$2364	+\$237	
	216" <b>CW_T72216</b>	\$23,155	+\$743	+\$2607	+\$267	

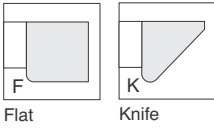


Tip: Your specification is not complete until you add a third letter to the style number to define the table top edge profile.

**Standard Edge Profiles For Tops 60"W-120"W**

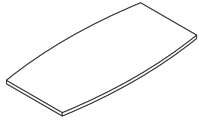


**Large Edge Profiles For Tops 144"W and Wider**



**For Canadian Pricing**  
Multiply U.S. Price by the Canadian price factor.  
▶ See page 1 for details.

# Boat-Shape Wood Conference Table Tops



Standard Includes	Required to Specify
<ul style="list-style-type: none"> <li>▶ Need help? Product details, page 310</li> <li>• Table top: wood group 1 veneer with solid wood edge</li> </ul>	<ol style="list-style-type: none"> <li>1 Style number with appropriate edge profile letter indicated in the space provided (For example, CW_B3660 becomes CWFB3660 for flat edge profile)                     <ul style="list-style-type: none"> <li>▶ See edge profiles at right.</li> </ul> </li> <li>2 Wood veneer color number for top</li> <li>3 Options, if selected (see below)                     <ul style="list-style-type: none"> <li>▶ See <i>Surface Materials</i>, page 382.</li> </ul> </li> </ol>

	Options	U.S. Price	Required to Specify
<b>Surface Materials</b>	<ul style="list-style-type: none"> <li>• Wood group 2</li> <li>• Wood group 3</li> <li>• Customiz stain on wood</li> </ul>	<p>Prices at right</p> <p>Prices at right</p> <p>No cost</p>	<p>Specify wood color number.</p> <p>Specify wood color number.</p> <p>Specify <i>with Customiz stain</i>.</p> <ul style="list-style-type: none"> <li>▶ See <i>Surface Materials Reference Manual</i>.</li> </ul> <p>Specify full-fill finish number.</p>
<b>Additional Options</b>		<ul style="list-style-type: none"> <li>• Full-fill finish on wood group 1</li> </ul>	<p>Prices at right</p>

▶ See *Availability of Conference Top Options*, page 338.  
 ▶ See *Specifying Conference Top Options*, page 342.

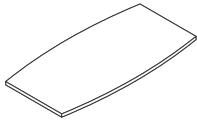


**For Canadian Pricing**  
 Multiply U.S. Price by the Canadian price factor.  
 ▶ See page 1 for details.



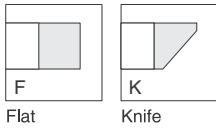
**Specification Information**

Dimensions D W	Style Number	U.S. Base Price	Options (Add \$ to Base Price)			
			Wood Group 2	Wood Group 3	Full-Fill Finish on Wood Group 1	
30"/36"	60"	<b>CW_B3660</b>	\$ 3420	+\$102	+\$ 358	+\$ 66
	66"	<b>CW_B3666</b>	\$ 3674	+\$141	+\$ 493	+\$ 66
	72"	<b>CW_B3672</b>	\$ 3941	+\$141	+\$ 493	+\$ 66
	84"	<b>CW_B3684</b>	\$ 4469	+\$183	+\$ 642	+\$ 66
36"/42"	72"	<b>CW_B4272</b>	\$ 4483	+\$183	+\$ 642	+\$ 66
	84"	<b>CW_B4284</b>	\$ 4909	+\$183	+\$ 642	+\$ 66
	96"	<b>CW_B4296</b>	\$ 5538	+\$232	+\$ 803	+\$ 66
	108"	<b>CW_B42108</b>	\$ 6182	+\$232	+\$ 803	+\$102
41"/48"	84"	<b>CW_B4884</b>	\$ 5393	+\$232	+\$ 803	+\$ 66
	96"	<b>CW_B4896</b>	\$ 5716	+\$232	+\$ 803	+\$102
	108"	<b>CW_B48108</b>	\$ 6983	+\$300	+\$1044	+\$102
	120"	<b>CW_B48120</b>	\$ 8551	+\$300	+\$1044	+\$102
	144"	<b>CW_B48144</b>	\$ 9430	+\$372	+\$1298	+\$134
46"/54"	108"	<b>CW_B54108</b>	\$ 8009	+\$337	+\$1185	+\$102
	120"	<b>CW_B54120</b>	\$ 9300	+\$337	+\$1185	+\$134
	144"	<b>CW_B54144</b>	\$11,043	+\$422	+\$1469	+\$134
	168"	<b>CW_B54168</b>	\$13,378	+\$475	+\$1655	+\$168
51"/60"	120"	<b>CW_B60120</b>	\$ 9938	+\$372	+\$1298	+\$134
	144"	<b>CW_B60144</b>	\$13,360	+\$446	+\$1563	+\$168
	168"	<b>CW_B60168</b>	\$17,503	+\$475	+\$1655	+\$168
	192"	<b>CW_B60192</b>	\$18,059	+\$542	+\$1897	+\$204
	216"	<b>CW_B60216</b>	\$18,626	+\$606	+\$2126	+\$237
56"/66"	144"	<b>CW_B66144</b>	\$14,819	+\$475	+\$1655	+\$168
	168"	<b>CW_B66168</b>	\$18,244	+\$542	+\$1897	+\$204
	192"	<b>CW_B66192</b>	\$19,899	+\$606	+\$2126	+\$204
	216"	<b>CW_B66216</b>	\$23,051	+\$676	+\$2364	+\$237
61"/72"	168"	<b>CW_B72168</b>	\$21,302	+\$606	+\$2126	+\$204
	192"	<b>CW_B72192</b>	\$23,472	+\$676	+\$2364	+\$237
	216"	<b>CW_B72216</b>	\$25,471	+\$743	+\$2607	+\$267

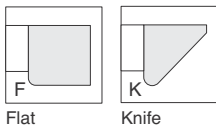


Tip: Your specification is not complete until you add a third letter to the style number to define the table top edge profile.

**Standard Edge Profiles For Tops 60"W-120"W**



**Large Edge Profiles For Tops 144"W and Wider**



**For Canadian Pricing**  
Multiply U.S. Price by the Canadian price factor.  
▶ See page 1 for details.

# Racetrack Wood Conference Table Tops



	Standard Includes		Required to Specify
	<ul style="list-style-type: none"> <li>Table top: wood group 1 veneer with solid wood edge</li> </ul>		1 Style number with appropriate edge profile letter indicated in the space provided (For example, CW_K3660 becomes CWFK3660 for flat edge profile) <ul style="list-style-type: none"> <li>▶ See edge profiles at right.</li> </ul> 2 Wood veneer color number for top                     3 Options, if selected (see below) <ul style="list-style-type: none"> <li>▶ See <i>Surface Materials</i>, page 382.</li> </ul>
	<ul style="list-style-type: none"> <li>▶ Need help? Product details, page 310</li> </ul>		
	Options	U.S. Price	Required to Specify
<b>Surface Materials</b>	<ul style="list-style-type: none"> <li>Wood group 2</li> <li>Wood group 3</li> <li>Customiz stain on wood</li> </ul>	Prices at right Prices at right No cost	Specify wood color number. Specify wood color number. Specify <i>with Customiz stain</i> . <ul style="list-style-type: none"> <li>▶ See <i>Surface Materials Reference Manual</i>. Specify full-fill finish number.</li> </ul>
	<ul style="list-style-type: none"> <li>Full-fill finish on wood group 1</li> </ul>	Prices at right	
<b>Additional Options</b>			<ul style="list-style-type: none"> <li>▶ See <i>Availability of Conference Top Options</i>, page 338.</li> <li>▶ See <i>Specifying Conference Top Options</i>, page 342.</li> </ul>



**For Canadian Pricing**  
 Multiply U.S. Price by the Canadian price factor.  
 ▶ See page 1 for details.

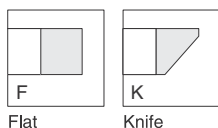
**Specification Information**

Dimensions D W	Style Number	U.S. Base Price	Options (Add \$ to Base Price)			
			Wood Group 2	Wood Group 3	Full-Fill Finish on Wood Group 1	
36"	60" <b>CW_K3660</b>	\$ 3265	+\$102	+\$ 358	+\$ 66	
	66" <b>CW_K3666</b>	\$ 3508	+\$141	+\$ 493	+\$ 66	
	72" <b>CW_K3672</b>	\$ 3759	+\$141	+\$ 493	+\$ 66	
	84" <b>CW_K3684</b>	\$ 4264	+\$183	+\$ 642	+\$ 66	
42"	72" <b>CW_K4272</b>	\$ 4278	+\$183	+\$ 642	+\$ 66	
	84" <b>CW_K4284</b>	\$ 4686	+\$183	+\$ 642	+\$ 66	
	96" <b>CW_K4296</b>	\$ 5284	+\$232	+\$ 803	+\$ 66	
48"	108" <b>CW_K42108</b>	\$ 5900	+\$232	+\$ 803	+\$102	
	84" <b>CW_K4884</b>	\$ 5147	+\$232	+\$ 803	+\$ 66	
	96" <b>CW_K4896</b>	\$ 5453	+\$232	+\$ 803	+\$102	
	108" <b>CW_K48108</b>	\$ 6664	+\$300	+\$1044	+\$102	
54"	120" <b>CW_K48120</b>	\$ 8160	+\$300	+\$1044	+\$102	
	144" <b>CW_K48144</b>	\$ 9004	+\$372	+\$1298	+\$134	
	108" <b>CW_K54108</b>	\$ 7644	+\$337	+\$1185	+\$102	
	120" <b>CW_K54120</b>	\$ 8878	+\$337	+\$1185	+\$134	
	144" <b>CW_K54144</b>	\$10,540	+\$422	+\$1469	+\$134	
60"	168" <b>CW_K54168</b>	\$12,768	+\$475	+\$1655	+\$168	
	120" <b>CW_K60120</b>	\$ 9487	+\$372	+\$1298	+\$134	
	144" <b>CW_K60144</b>	\$12,755	+\$446	+\$1563	+\$168	
	168" <b>CW_K60168</b>	\$16,708	+\$475	+\$1655	+\$168	
	192" <b>CW_K60192</b>	\$17,237	+\$542	+\$1897	+\$204	
66"	216" <b>CW_K60216</b>	\$17,780	+\$606	+\$2126	+\$237	
	144" <b>CW_K66144</b>	\$14,146	+\$475	+\$1655	+\$168	
	168" <b>CW_K66168</b>	\$17,417	+\$542	+\$1897	+\$204	
	192" <b>CW_K66192</b>	\$18,993	+\$606	+\$2126	+\$204	
72"	216" <b>CW_K66216</b>	\$22,001	+\$676	+\$2364	+\$237	
	168" <b>CW_K72168</b>	\$20,329	+\$606	+\$2126	+\$204	
	192" <b>CW_K72192</b>	\$22,405	+\$676	+\$2364	+\$237	
	216" <b>CW_K72216</b>	\$24,311	+\$743	+\$2607	+\$267	

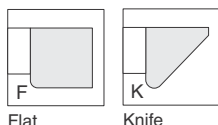


Tip: Your specification is not complete until you add a third letter to the style number to define the table top edge profile.

**Standard Edge Profiles For Tops 60"W-120"W**

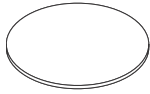


**Large Edge Profiles For Tops 144"W and Wider**



**For Canadian Pricing**  
 Multiply U.S. Price by the Canadian price factor.  
 ▶ See page 1 for details.

# Round Laminate Conference Table Tops



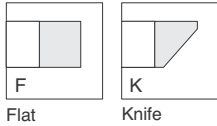
Standard Includes	Required to Specify
<ul style="list-style-type: none"> <li>▶ Need help? Product details, page 310</li> <li>• Table top: laminate price group 1 with solid wood group 1 edge</li> </ul>	<ol style="list-style-type: none"> <li>1 Style number with appropriate edge profile letter indicated in the space provided (For example, CL_R36 becomes CLFR36 for flat edge profile)                             <ul style="list-style-type: none"> <li>▶ See edge profiles below.</li> </ul> </li> <li>2 Laminate color number for top</li> <li>3 Wood finish number for edge profile</li> <li>4 Options, if selected (see below)                             <ul style="list-style-type: none"> <li>▶ See <i>Surface Materials</i>, page 382.</li> </ul> </li> </ol>

**For laminate group 2 and 3 pricing, please refer to the electronic catalog or SmartTools.**

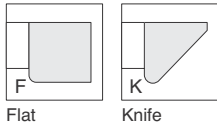
*Tip: Your specification is not complete until you add a third letter to the style number to define the table top edge profile.*

Options	U.S. Price	Required to Specify
<b>Surface Materials</b>		
• Wood group 2 on wood edge profile	Prices below	Specify wood color number.
• Wood group 3 on wood edge profile	Prices below	Specify wood color number.
• Customiz stain on wood edge profile	No cost	Specify <i>with Customiz stain</i> .
• High-Pressure Laminate price group 2	See information at left	▶ See <i>Surface Materials Reference Manual</i> . Specify High-Pressure Laminate color number.
• High-Pressure Laminate price group 3	See information at left	Specify High-Pressure Laminate color number.
• Open Line laminate	+\$102 plus cost of laminate	▶ See <i>Surface Materials Reference Manual</i> .

### Standard Edge Profiles For Diameter Tops 36"-60"



### Large Edge Profiles For Diameter Tops 66"-72"



**Additional Options**

- ▶ See *Availability of Conference Top Options*, page 338.
- ▶ See *Specifying Conference Top Options*, page 342.

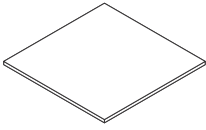
### Specification Information

Diameter	Style Number	U.S. Base Price	Options (Add \$ to Base Price)	
			Wood on Edge Group 2	Wood on Edge Group 3
36"	<b>CL_R36</b>	\$1909	+\$ 41	+\$138
42"	<b>CL_R42</b>	\$2304	+\$ 47	+\$161
48"	<b>CL_R48</b>	\$2891	+\$ 47	+\$161
54"	<b>CL_R54</b>	\$3757	+\$ 97	+\$334
60"	<b>CL_R60</b>	\$4365	+\$ 97	+\$334
66"	<b>CL_R66</b>	\$5272	+\$113	+\$402
72"	<b>CL_R72</b>	\$6151	+\$146	+\$518



**For Canadian Pricing**  
 Multiply U.S. Price by the Canadian price factor.  
 ▶ See page 1 for details.

# Square Laminate Conference Table Tops



Standard Includes	Required to Specify
<ul style="list-style-type: none"> <li>▶ Need help? Product details, page 310</li> <li>• Table top: laminate price group 1 with solid wood group 1 edge</li> </ul>	<ol style="list-style-type: none"> <li>1 Style number with appropriate edge profile letter indicated in the space provided (For example, CL_S36 becomes CLFS36 for flat edge profile)                     <ul style="list-style-type: none"> <li>▶ See edge profiles below.</li> </ul> </li> <li>2 Laminate color number for top</li> <li>3 Wood finish number for edge profile</li> <li>4 Options, if selected (see below)                     <ul style="list-style-type: none"> <li>▶ See <i>Surface Materials</i>, page 382.</li> </ul> </li> </ol>

**For laminate group 2 and 3 pricing,** please refer to the electronic catalog or SmartTools.

Options	U.S. Price	Required to Specify
<b>Surface Materials</b>		
• Wood group 2 on wood edge profile	Prices below	Specify wood color number.
• Wood group 3 on wood edge profile	Prices below	Specify wood color number.
• Customiz stain on wood edge profile	No cost	Specify <i>with Customiz stain</i> .
• High-Pressure Laminate price group 2	See information at left	▶ See <i>Surface Materials Reference Manual</i> . Specify High-Pressure Laminate color number.
• High-Pressure Laminate price group 3	See information at left	Specify High-Pressure Laminate color number.
• Open Line laminate	+\$102 plus cost of laminate	▶ See <i>Surface Materials Reference Manual</i> .

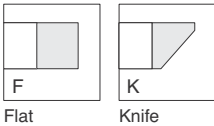
**Additional Options** ▶ See *Availability of Conference Top Options*, page 338.  
▶ See *Specifying Conference Top Options*, page 342.

*Tip: Your specification is not complete until you add a third letter to the style number to define the table top edge profile.*

### Specification Information

Dimensions		Style Number	U.S. Base Price	Options	
D	W			(Add \$ to Base Price)	
				Wood on Edge	
				Wood Group 2	Wood Group 3
36"	36"	<b>CL_S36</b>	\$1566	+\$41	+\$138
42"	42"	<b>CL_S42</b>	\$1884	+\$47	+\$161
48"	48"	<b>CL_S48</b>	\$2374	+\$47	+\$161
54"	54"	<b>CL_S54</b>	\$3370	+\$97	+\$334
60"	60"	<b>CL_S60</b>	\$4482	+\$97	+\$334
.	.	.	.	.	.

#### Standard Edge Profiles For Tops 36"W-60"W



**For Canadian Pricing**  
Multiply U.S. Price by the Canadian price factor.  
▶ See page 1 for details.

# Oval Laminate Conference Table Tops



Standard Includes	Required to Specify
<ul style="list-style-type: none"> <li>▶ Need help? Product details, page 310</li> <li>• Table top: laminate price group 1 with solid wood group 1 edge</li> </ul>	<ol style="list-style-type: none"> <li>1 Style number with appropriate edge profile letter indicated in the space provided (For example, CL_J3660 becomes CLFJ3660 for flat edge profile)                             <ul style="list-style-type: none"> <li>▶ See edge profiles below.</li> </ul> </li> <li>2 Laminate color number for top</li> <li>3 Wood finish number for edge profile</li> <li>4 Options, if selected (see below)                             <ul style="list-style-type: none"> <li>▶ See <i>Surface Materials</i>, page 382.</li> </ul> </li> </ol>

Options		Required to Specify
<b>Surface Materials</b>	• Wood group 2 on wood edge profile	Prices at right
	• Wood group 3 on wood edge profile	Prices at right
	• Customiz stain on wood edge profile	No cost
	• High-Pressure Laminate price group 2	See information at left
	• High-Pressure Laminate price group 3	See information at left
	• Open Line laminate	+\$102 plus cost of laminate
		Specify wood color number.
		Specify <i>with Customiz stain</i> .
		▶ See <i>Surface Materials Reference Manual</i> . Specify High-Pressure Laminate color number.
		Specify High-Pressure Laminate color number.
		▶ See <i>Surface Materials Reference Manual</i> .

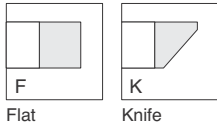
**For laminate group 2 and 3 pricing, please refer to the electronic catalog or SmartTools.**


*Tip: Your specification is not complete until you add a third letter to the style number to define the table top edge profile.*

**Additional Options**

- ▶ See *Availability of Conference Top Options*, page 338.
- ▶ See *Specifying Conference Top Options*, page 342.

## Standard Edge Profiles For Tops 60"W-120"W



 **For Canadian Pricing**  
 Multiply U.S. Price by the Canadian price factor.  
 ▶ See page 1 for details.

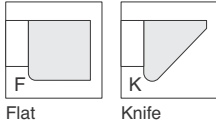
**Specification Information**

Dimensions		Style Number	U.S. Base Price	Options (Add \$ to Base Price)	
D	W			Wood on Edge Wood Group 2	Wood Group 3
36"	60"	<b>CL_J3660</b>	\$ 3239	+\$ 47	+\$ 161
	66"	<b>CL_J3666</b>	\$ 3484	+\$ 69	+\$ 240
	72"	<b>CL_J3672</b>	\$ 3732	+\$ 69	+\$ 240
	84"	<b>CL_J3684</b>	\$ 4232	+\$ 97	+\$ 334
42"	72"	<b>CL_J4272</b>	\$ 4247	+\$ 97	+\$ 334
	84"	<b>CL_J4284</b>	\$ 4651	+\$ 97	+\$ 334
	96"	<b>CL_J4296</b>	\$ 5245	+\$113	+\$ 402
	108"	<b>CL_J42108</b>	\$ 5861	+\$113	+\$ 402
48"	84"	<b>CL_J4884</b>	\$ 5108	+\$113	+\$ 402
	96"	<b>CL_J4896</b>	\$ 5415	+\$113	+\$ 402
	108"	<b>CL_J48108</b>	\$ 6614	+\$146	+\$ 518
	120"	<b>CL_J48120</b>	\$ 8100	+\$146	+\$ 518
54"	108"	<b>CL_J54108</b>	\$ 7589	+\$169	+\$ 598
	120"	<b>CL_J54120</b>	\$ 8809	+\$169	+\$ 598
	144"	<b>CL_J54144</b>	\$10,462	+\$204	+\$ 716
60"	120"	<b>CL_J60120</b>	\$ 9417	+\$183	+\$ 642
	144"	<b>CL_J60144</b>	\$12,658	+\$226	+\$ 783
	168"	<b>CL_J60168</b>	\$16,579	+\$237	+\$ 826
66"	144"	<b>CL_J66144</b>	\$14,038	+\$237	+\$ 826
	168"	<b>CL_J66168</b>	\$17,286	+\$265	+\$ 942
	192"	<b>CL_J66192</b>	\$18,857	+\$306	+\$1070
72"	168"	<b>CL_J72168</b>	\$20,174	+\$306	+\$1070
	192"	<b>CL_J72192</b>	\$22,239	+\$337	+\$1185
	216"	<b>CL_J72216</b>	\$24,130	+\$372	+\$1298



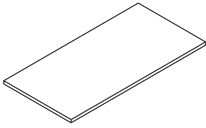
Tip: Your specification is not complete until you add a third letter to the style number to define the table top edge profile.

**Large Edge Profiles For Tops 144"W and Wider**



**For Canadian Pricing**  
Multiply U.S. Price by the Canadian price factor.  
▶ See page 1 for details.

# Rectangular Laminate Conference Table Tops



Standard Includes	Required to Specify
<ul style="list-style-type: none"> <li>▶ Need help? Product details, page 310</li> <li>• Table top: laminate price group 1 with solid wood group 1 edge</li> </ul>	<ol style="list-style-type: none"> <li>1 Style number with appropriate edge profile letter indicated in the space provided (For example, CL_T3660 becomes CLFT3660 for flat edge profile)                     <ul style="list-style-type: none"> <li>▶ See edge profiles at right.</li> </ul> </li> <li>2 Laminate color number for top</li> <li>3 Wood finish number for edge profile</li> <li>4 Options, if selected (see below)                     <ul style="list-style-type: none"> <li>▶ See <i>Surface Materials</i>, page 382.</li> </ul> </li> </ol>

Surface Materials	Options		Required to Specify
	<ul style="list-style-type: none"> <li>• Wood group 2 on wood edge profile</li> <li>• Wood group 3 on wood edge profile</li> <li>• Customiz stain on wood edge profile</li> <li>• High-Pressure Laminate price group 2</li> <li>• High-Pressure Laminate price group 3</li> <li>• Open Line laminate</li> </ul>	<p>Prices at right</p> <p>Prices at right</p> <p>No cost</p> <p>See information at left</p> <p>See information at left</p> <p>+\$102 plus cost of laminate</p>	<p>Specify wood color number.</p> <p>Specify wood color number.</p> <p>Specify <i>with Customiz stain</i>.</p> <ul style="list-style-type: none"> <li>▶ See <i>Surface Materials Reference Manual</i>. Specify High-Pressure Laminate color number.</li> <li>Specify High-Pressure Laminate color number.</li> <li>▶ See <i>Surface Materials Reference Manual</i>.</li> </ul>

**Additional Options**

- ▶ See *Availability of Conference Top Options*, page 338.
- ▶ See *Specifying Conference Top Options*, page 342.

**For laminate group 2 and 3 pricing, please refer to the electronic catalog or SmartTools.**

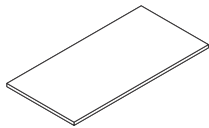


**For Canadian Pricing**  
 Multiply U.S. Price by the Canadian price factor.  
 ▶ See page 1 for details.



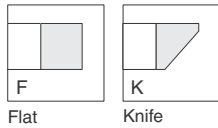
**Specification Information**

Dimensions		Style Number	U.S. Base Price	Options (Add \$ to Base Price)	
D	W			Wood on Edge Group 2	Wood on Edge Group 3
36"	60"	<b>CL_T3660</b>	\$ 2797	+\$ 47	+\$ 161
	66"	<b>CL_T3666</b>	\$ 3009	+\$ 69	+\$ 240
	72"	<b>CL_T3672</b>	\$ 3221	+\$ 69	+\$ 240
	84"	<b>CL_T3684</b>	\$ 3654	+\$ 97	+\$ 334
42"	72"	<b>CL_T4272</b>	\$ 3665	+\$ 97	+\$ 334
	84"	<b>CL_T4284</b>	\$ 4017	+\$ 97	+\$ 334
	96"	<b>CL_T4296</b>	\$ 4531	+\$113	+\$ 402
	108"	<b>CL_T42108</b>	\$ 5064	+\$113	+\$ 402
48"	84"	<b>CL_T4884</b>	\$ 4417	+\$113	+\$ 402
	96"	<b>CL_T4896</b>	\$ 4674	+\$113	+\$ 402
	108"	<b>CL_T48108</b>	\$ 5713	+\$146	+\$ 518
	120"	<b>CL_T48120</b>	\$ 6997	+\$146	+\$ 518
	144"	<b>CL_T48144</b>	\$ 7715	+\$183	+\$ 642
	168"	<b>CL_T48168</b>	\$ 10,943	+\$237	+\$ 826
54"	108"	<b>CL_T54108</b>	\$ 6552	+\$169	+\$ 598
	120"	<b>CL_T54120</b>	\$ 7607	+\$169	+\$ 598
	144"	<b>CL_T54144</b>	\$ 9035	+\$204	+\$ 716
	168"	<b>CL_T54168</b>	\$ 10,943	+\$237	+\$ 826
60"	120"	<b>CL_T60120</b>	\$ 8132	+\$183	+\$ 642
	144"	<b>CL_T60144</b>	\$ 10,933	+\$226	+\$ 783
	168"	<b>CL_T60168</b>	\$ 14,322	+\$237	+\$ 826
	192"	<b>CL_T60192</b>	\$ 14,777	+\$265	+\$ 942
	216"	<b>CL_T60216</b>	\$ 15,240	+\$306	+\$1070
	240"	<b>CL_T60240</b>	\$ 15,703	+\$348	+\$1206
66"	144"	<b>CL_T66144</b>	\$ 12,765	+\$237	+\$ 826
	168"	<b>CL_T66168</b>	\$ 15,712	+\$265	+\$ 942
	192"	<b>CL_T66192</b>	\$ 17,138	+\$306	+\$1070
	216"	<b>CL_T66216</b>	\$ 19,854	+\$337	+\$1185
72"	168"	<b>CL_T72168</b>	\$ 18,341	+\$306	+\$1070
	192"	<b>CL_T72192</b>	\$ 20,215	+\$337	+\$1185
	216"	<b>CL_T72216</b>	\$ 21,938	+\$372	+\$1298

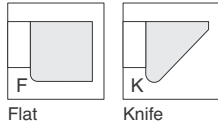


Tip: Your specification is not complete until you add a third letter to the style number to define the table top edge profile.

**Standard Edge Profiles For Tops 60"W-120"W**

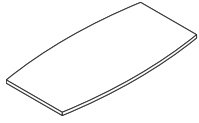


**Large Edge Profiles For Tops 144"W and Wider**



**For Canadian Pricing**  
Multiply U.S. Price by the Canadian price factor.  
▶ See page 1 for details.

# Boat-Shape Laminate Conference Table Tops



Standard Includes	Required to Specify
<ul style="list-style-type: none"> <li>▶ Need help? Product details, page 310</li> <li>• Table top: laminate price group 1 with solid wood group 1 edge</li> </ul>	<ul style="list-style-type: none"> <li>1 Style number with appropriate edge profile letter indicated in the space provided (For example, CL_B3660 becomes CLFB3660 for flat edge profile)                             <ul style="list-style-type: none"> <li>▶ See edge profiles at right.</li> </ul> </li> <li>2 Laminate color number for top</li> <li>3 Wood finish number for edge profile</li> <li>4 Options, if selected (see below)                             <ul style="list-style-type: none"> <li>▶ See <i>Surface Materials</i>, page 382.</li> </ul> </li> </ul>

**For laminate group 2 and 3 pricing, please refer to the electronic catalog or SmartTools.**

Surface Materials	Options		Required to Specify
	• Wood group 2 on wood edge profile	Prices at right	Specify wood color number.
	• Wood group 3 on wood edge profile	Prices at right	Specify wood color number.
	• Customiz stain on wood edge profile	No cost	Specify <i>with Customiz stain</i> .
	• High-Pressure Laminate price group 2	See information at left	▶ See <i>Surface Materials Reference Manual</i> . Specify High-Pressure Laminate color number.
	• High-Pressure Laminate price group 3	See information at left	Specify High-Pressure Laminate color number.
	• Open Line laminate	+\$102 plus cost of laminate	▶ See <i>Surface Materials Reference Manual</i> .

**Additional Options**

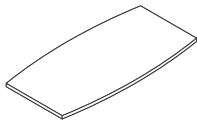
- ▶ See *Availability of Conference Top Options*, page 338.
- ▶ See *Specifying Conference Top Options*, page 342.



**For Canadian Pricing**  
 Multiply U.S. Price by the Canadian price factor.  
 ▶ See page 1 for details.

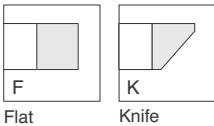
**Specification Information**

Dimensions		Style Number	U.S. Base Price	Options (Add \$ to Base Price)	
D	W			Wood Group 2	Wood Group 3
30"/36"	60"	<b>CL_B3660</b>	\$ 3239	+\$ 47	+\$ 161
	66"	<b>CL_B3666</b>	\$ 3484	+\$ 69	+\$ 240
	72"	<b>CL_B3672</b>	\$ 3732	+\$ 69	+\$ 240
	84"	<b>CL_B3684</b>	\$ 4232	+\$ 97	+\$ 334
36"/42"	72"	<b>CL_B4272</b>	\$ 4247	+\$ 97	+\$ 334
	84"	<b>CL_B4284</b>	\$ 4651	+\$ 97	+\$ 334
	96"	<b>CL_B4296</b>	\$ 5245	+\$113	+\$ 402
	108"	<b>CL_B42108</b>	\$ 5861	+\$113	+\$ 402
41"/48"	84"	<b>CL_B4884</b>	\$ 5108	+\$113	+\$ 402
	96"	<b>CL_B4896</b>	\$ 5418	+\$113	+\$ 402
	108"	<b>CL_B48108</b>	\$ 6614	+\$146	+\$ 518
	120"	<b>CL_B48120</b>	\$ 8100	+\$146	+\$ 518
	144"	<b>CL_B48144</b>	\$ 8933	+\$183	+\$ 642
46"/54"	108"	<b>CL_B54108</b>	\$ 7589	+\$169	+\$ 598
	120"	<b>CL_B54120</b>	\$ 8809	+\$169	+\$ 598
	144"	<b>CL_B54144</b>	\$10,461	+\$204	+\$ 716
	168"	<b>CL_B54168</b>	\$12,672	+\$237	+\$ 826
51"/60"	120"	<b>CL_B60120</b>	\$ 9417	+\$183	+\$ 642
	144"	<b>CL_B60144</b>	\$12,656	+\$226	+\$ 783
	168"	<b>CL_B60168</b>	\$16,579	+\$237	+\$ 826
	192"	<b>CL_B60192</b>	\$17,111	+\$265	+\$ 942
	216"	<b>CL_B60216</b>	\$17,647	+\$306	+\$1070
56"/66"	144"	<b>CL_B66144</b>	\$14,038	+\$237	+\$ 826
	168"	<b>CL_B66168</b>	\$17,286	+\$265	+\$ 942
	192"	<b>CL_B66192</b>	\$18,857	+\$306	+\$1070
	216"	<b>CL_B66216</b>	\$21,837	+\$337	+\$1185
61"/72"	168"	<b>CL_B72168</b>	\$20,174	+\$306	+\$1070
	192"	<b>CL_B72192</b>	\$22,239	+\$337	+\$1185
	216"	<b>CL_B72216</b>	\$24,130	+\$372	+\$1298

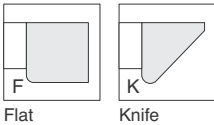


Tip: Your specification is not complete until you add a third letter to the style number to define the table top edge profile.

**Standard Edge Profiles For Tops 60"W-120"W**



**Large Edge Profiles For Tops 144"W and Wider**



**For Canadian Pricing**  
Multiply U.S. Price by the Canadian price factor.  
▶ See page 1 for details.

# Racetrack Laminate Conference Table Tops



Standard Includes	Required to Specify
<ul style="list-style-type: none"> <li>▶ Need help? Product details, page 310</li> <li>• Table top: laminate price group 1 with solid wood group 1 edge</li> </ul>	<ol style="list-style-type: none"> <li>1 Style number with appropriate edge profile letter indicated in the space provided (For example, CL_K3660 becomes CLFK3660 for flat edge profile)</li> <li>▶ See edge profiles at right.</li> <li>2 Laminate color number for top</li> <li>3 Wood finish number for edge profile</li> <li>4 Options, if selected (see below)</li> <li>▶ See <i>Surface Materials</i>, page 382.</li> </ol>

Options		Required to Specify
<b>Surface Materials</b>	• Wood group 2 on wood edge profile	Prices at right Specify wood color number.
	• Wood group 3 on wood edge profile	Prices at right Specify wood color number.
	• Customiz stain on wood edge profile	No cost Specify <i>with Customiz stain</i> .
	• High-Pressure Laminate price group 2	See information at left ▶ See <i>Surface Materials Reference Manual</i> . Specify High-Pressure Laminate color number.
	• High-Pressure Laminate price group 3	See information at left Specify High-Pressure Laminate color number.
• Open Line laminate	+\$102 plus cost of laminate ▶ See <i>Surface Materials Reference Manual</i> .	

**For laminate group 2 and 3 pricing, please refer to the electronic catalog or SmartTools.**

<b>Additional Options</b>	<ul style="list-style-type: none"> <li>▶ See <i>Availability of Conference Top Options</i>, page 338.</li> <li>▶ See <i>Specifying Conference Top Options</i>, page 342.</li> </ul>
---------------------------	---



**For Canadian Pricing**  
Multiply U.S. Price by the Canadian price factor.  
▶ See page 1 for details.

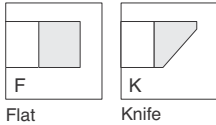
**Specification Information**

Dimensions		Style Number	U.S. Base Price	Options	
D	W			(Add \$ to Base Price)	
				Wood on Edge	
				Wood Group 2	Wood Group 3
36"	60"	<b>CL_K3660</b>	\$ 3091	+\$ 47	+\$ 161
	66"	<b>CL_K3666</b>	\$ 3325	+\$ 69	+\$ 240
	72"	<b>CL_K3672</b>	\$ 3564	+\$ 69	+\$ 240
42"	84"	<b>CL_K3684</b>	\$ 4042	+\$ 97	+\$ 334
	72"	<b>CL_K4272</b>	\$ 4059	+\$ 97	+\$ 334
	84"	<b>CL_K4284</b>	\$ 4437	+\$ 97	+\$ 334
48"	96"	<b>CL_K4296</b>	\$ 5009	+\$113	+\$ 402
	108"	<b>CL_K42108</b>	\$ 5590	+\$113	+\$ 402
	84"	<b>CL_K4884</b>	\$ 4879	+\$113	+\$ 402
54"	96"	<b>CL_K4896</b>	\$ 5171	+\$113	+\$ 402
	108"	<b>CL_K48108</b>	\$ 6312	+\$146	+\$ 518
	120"	<b>CL_K48120</b>	\$ 7734	+\$146	+\$ 518
60"	144"	<b>CL_K48144</b>	\$ 8526	+\$183	+\$ 642
	108"	<b>CL_K54108</b>	\$ 7243	+\$169	+\$ 598
	120"	<b>CL_K54120</b>	\$ 8409	+\$169	+\$ 598
66"	144"	<b>CL_K54144</b>	\$ 9981	+\$204	+\$ 716
	168"	<b>CL_K54168</b>	\$12,098	+\$237	+\$ 826
	120"	<b>CL_K60120</b>	\$ 8983	+\$183	+\$ 642
72"	144"	<b>CL_K60144</b>	\$12,080	+\$226	+\$ 783
	168"	<b>CL_K60168</b>	\$15,825	+\$237	+\$ 826
	192"	<b>CL_K60192</b>	\$16,330	+\$265	+\$ 942
78"	216"	<b>CL_K60216</b>	\$16,845	+\$306	+\$1070
	144"	<b>CL_K66144</b>	\$13,399	+\$237	+\$ 826
	168"	<b>CL_K66168</b>	\$16,495	+\$265	+\$ 942
84"	192"	<b>CL_K66192</b>	\$17,996	+\$306	+\$1070
	216"	<b>CL_K66216</b>	\$20,843	+\$337	+\$1185
	168"	<b>CL_K72168</b>	\$19,264	+\$306	+\$1070
90"	192"	<b>CL_K72192</b>	\$21,226	+\$337	+\$1185
	216"	<b>CL_K72216</b>	\$23,031	+\$372	+\$1298

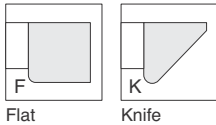


Tip: Your specification is not complete until you add a third letter to the style number to define the table top edge profile.

**Standard Edge Profiles For Tops 60"W-120"W**



**Large Edge Profiles For Tops 144"W and Wider**



**For Canadian Pricing**  
Multiply U.S. Price by the Canadian price factor.  
▶ See page 1 for details.

# Bases for Conference Tables

## Metal Flex Bases

Standard Includes		Required to Specify
<ul style="list-style-type: none"> <li>▶ Need help? Product details, page 310</li> </ul>	<ul style="list-style-type: none"> <li>• Metal flex base: paint or metal</li> <li>• Attachment hardware</li> </ul>	<ol style="list-style-type: none"> <li>1 Style number</li> <li>2 Paint or metal color number for base: 0835 Black, 4799 Platinum</li> <li>3 Options, if selected (see below)</li> </ol> <ul style="list-style-type: none"> <li>▶ See <i>Surface Materials</i>, page 382.</li> </ul>

Tip: Power units and round ports cannot be used on tops supported by T- or X-flex bases.

Tip: Oval ports and power channels cannot be used on 54"D x 120"W oval tops supported by flex bases.

Options	U.S. Price	Required to Specify
<b>Surface Materials</b> <b>T-flex base</b> <ul style="list-style-type: none"> <li>• Brushed Aluminum</li> </ul>	+ \$254	Specify with 8042 Brushed Aluminum.
<b>X-flex base</b> <ul style="list-style-type: none"> <li>• Brushed Aluminum</li> </ul>	+ \$254	Specify with 8042 Brushed Aluminum.

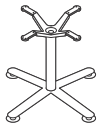
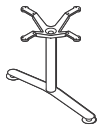
Specification Information				
Dimensions			Style Number	U.S. Base Price
D	W	H		

### T-Flex Base

24"	24"	27½"	<b>CFLEXT24</b>	\$1239
30"	30"	27½"	<b>CFLEXT30</b>	\$1446

### X-Flex Base

24"	24"	27½"	<b>CFLEXX24</b>	\$1880
30"	30"	27½"	<b>CFLEXX30</b>	\$2063



### For Canadian Pricing

Multiply U.S. Price by the Canadian price factor.

▶ See page 1 for details.

## U- and X-Panel Bases

*Tip: Power channels cannot be used on tops supported by X-panel bases.*

*Tip: Oval ports cannot be used on 54"D x 144"W oval tops supported by X-panel bases.*

Standard Includes	Required to Specify
<ul style="list-style-type: none"> <li>▶ Need help? Product details, page 310</li> <li>• U- or X-panel base: wood group 1</li> <li>• Wire management cavity</li> <li>• Cylinder feet: paint or metal</li> <li>• Attachment hardware</li> </ul>	<ol style="list-style-type: none"> <li>1 Style number</li> <li>2 Wood color number for base</li> <li>3 Paint or metal color number for feet:                         <ul style="list-style-type: none"> <li>0835 Black</li> <li>4799 Platinum</li> <li>8042 Brushed Aluminum</li> </ul> </li> <li>4 Options, if selected (see below)</li> </ol> <p>▶ See <i>Surface Materials</i>, page 382.</p>

Options	U.S. Price	Required to Specify
<b>Surface Materials</b> <ul style="list-style-type: none"> <li>• Wood group 2</li> <li>• Wood group 3</li> <li>• Customiz stain on wood</li> </ul>	Prices below Prices below No cost	Specify wood color number. Specify wood color number. Specify <i>with Customiz stain</i> . ▶ See <i>Surface Materials Reference Manual</i> .
<b>Foot Details</b> <ul style="list-style-type: none"> <li>• Square feet</li> </ul>	No cost	Specify <i>with square feet</i> and select 0835 Black, 4799 Platinum, or 8042 Brushed Aluminum.

Specification Information						
Dimensions			Style Number	U.S. Base Price	Options	
D	W	H			(Add \$ to Base Price)	Wood
					Wood	Wood
					Group 2	Group 3



U-Panel						
D	W	H	Style Number	U.S. Base Price	Options	
4"	24"	27½"	<b>CWUPC424</b>	\$1751	+\$102	+\$358
6"	30"	27½"	<b>CWUPC630</b>	\$2189	+\$141	+\$493
6"	36"	27½"	<b>CWUPC636</b>	\$2409	+\$169	+\$598
:	:	:	:	:	:	:



X-Panel <span style="color: red;">✕10/24</span>						
D	W	H	Style Number	U.S. Base Price	Options	
24"	24"	27½"	<b>CWXPC424</b>	\$2294	+\$102	+\$358
30"	30"	27½"	<b>CWXPC630</b>	\$2712	+\$141	+\$493
36"	36"	27½"	<b>CWXPC636</b>	\$2918	+\$169	+\$598
:	:	:	:	:	:	:

 **For Canadian Pricing**  
 Multiply U.S. Price by the Canadian price factor.  
 ▶ See page 1 for details.

✕10/24 = Last order entry  
 October 20, 2024





## Rectangular Bases with Feet



Standard Includes		Required to Specify
<ul style="list-style-type: none"> <li>▶ Need help? Product details, page 310</li> </ul>	<ul style="list-style-type: none"> <li>Rectangular base: wood group 1</li> <li>Removable panel for access to wire cavity</li> <li>Cylinder feet: paint or metal</li> <li>Attachment hardware</li> </ul>	<ol style="list-style-type: none"> <li>Style number</li> <li>Wood color number for base</li> <li>Paint or metal color number for feet:                             <ul style="list-style-type: none"> <li>0835 Black</li> <li>4799 Platinum</li> <li>8042 Brushed Aluminum</li> </ul> </li> <li>Options, if selected (see below)                             <ul style="list-style-type: none"> <li>▶ See <i>Surface Materials</i>, page 382.</li> </ul> </li> </ol>

Options	U.S. Price	Required to Specify
<b>Surface Materials</b> <ul style="list-style-type: none"> <li>Wood group 2</li> <li>Wood group 3</li> <li>Customiz stain on wood</li> </ul>	Prices below Prices below No cost	Specify wood color number. Specify wood color number. Specify <i>with Customiz stain</i> . ▶ See <i>Surface Materials Reference Manual</i> .
<b>Foot Detail</b> <ul style="list-style-type: none"> <li>Square feet</li> </ul>	No cost	Specify <i>with square feet</i> and select 0835 Black, 4799 Platinum, or 8042 Brushed Aluminum.

Specification Information							
Dimensions			Style Number	U.S. Base Price	Options		
D	W	H			(Add \$ to Base Price)	Wood	Wood
						Group 2	Group 3
24"	4"	27½"	<b>CWREF424</b>	\$1664	+\$102		+\$358
30"	6"	27½"	<b>CWREF630</b>	\$1988	+\$141		+\$493
36"	6"	27½"	<b>CWREF636</b>	\$2241	+\$169		+\$598

 **For Canadian Pricing**  
 Multiply U.S. Price by the Canadian price factor.  
 ▶ See page 1 for details.

**Freestanding Table Bases**



Standard Includes	Required to Specify
<ul style="list-style-type: none"> <li>▶ Need help? Product details, page 310</li> <li>• Table base: 4799 Platinum Metallic or 7207 Black</li> <li>• Attachment hardware: black paint only</li> </ul>	<ul style="list-style-type: none"> <li>1 Style number</li> <li>2 Color number: 4799 Platinum Metallic 7207 Black</li> </ul>

Specification Information					
Dimensions			Style	Quantity	U.S.
D	W	H	Number		Price

*Tip: Freestanding table base does not have cable routing capabilities.*

*Tip: No technology solution can be accommodated directly above the table base.*

**Freestanding Table Base**

28"	28"	27½"	<b>AWQT28</b>	1	\$1259
-----	-----	------	---------------	---	--------



**For Canadian Pricing**  
 Multiply U.S. Price by the Canadian price factor.  
 ▶ See page 1 for details.







# Power and Communication Accessories

## Technology Covers

*Tip: Order finishes 2970 Cameo White and 2971 Nocturne Black if technology covers are used with products ordered before 10/18/2021 to ensure fit and finish match the previously ordered product.*



*Tip: Technology covers are included with power units and power channels. Specify additional covers only if you need a different style or replacements.*

▶ See *Power Channels* and *Power Units*, pages 342–343.

Standard Includes		Required to Specify
▶ Need help? Product details, page 311	<ul style="list-style-type: none"> <li>Technology covers: solid surface</li> </ul>	1 Style number 2 Solid surface color number: 2868 Cameo White Low Gloss 2869 Nocturne Black Low Gloss

Specification Information				
Dimensions			Style	U.S.
D	W	H	Number	Price

### Wire Access Grommet Cover

4 1/2"	6"	1/4"	<b>DAC84</b>	\$134
--------	----	------	--------------	-------

### Square Cover

4 1/2"	6"	1/4"	<b>DAX84</b>	\$134
--------	----	------	--------------	-------

## Flip Up Power Unit



*Tip: For field installation, a 5" wide by 3 3/4" depth cut out is required. Also at least a 2 1/2" clearance from the bottom of the flange (including the thickness of the worksurface) is required to allow the routing of the wire and to avoid an interference with drawers.*

Standard Includes		Required to Specify
▶ Need help? Product details, page 311	<ul style="list-style-type: none"> <li>Power unit: 0835 Black paint or 4799 Platinum paint</li> <li>Two outlets: black plastic</li> <li>Attachment hardware</li> <li>6' power cord with grounded plug: black plastic</li> </ul>	1 Style number 2 Paint color number for power unit

Specification Information				
Dimensions			Style	U.S.
D	W	H	Number	Price

### Flip Up Power Unit

4 1/4"	5 1/2"	2"	<b>AWVFP</b>	\$422
--------	--------	----	--------------	-------



**For Canadian Pricing**  
 Multiply U.S. Price by the Canadian price factor.  
 ▶ See page 1 for details.

## 2 1/2" Round Grommet



Standard Includes	Required to Specify
-------------------	---------------------

- Grommet: paint or metal
- Installation instructions

- 1 Style number
- 2 Paint or metal color number
- ▶ See *Surface Materials*, page 382.

Specification Information			
• Dimensions		• Style	• U.S.
D	W	Number	Price

D	W	Style Number	U.S. Price
2 1/2"	2 1/2"	<b>AWAG2</b>	\$100



**For Canadian Pricing**

Multiply U.S. Price by the Canadian price factor.

▶ See page 1 for details.

# Contemporary-Style Media Carts X 10/24



	Standard Includes	Required to Specify
<p>▶ Need help? Product details, page 314</p>	<ul style="list-style-type: none"> <li>• Media cart: wood group 1</li> <li>• Pulls: paint or metal</li> <li>• Side handles: paint or metal to match pulls</li> <li>• Locks, keyed random: 9250 Ember Chrome</li> <li>• Wire management cavity and back panel fold-down door</li> <li>• 2½"-round grommet: paint or metal</li> <li>• Locking casters, if selected: black plastic</li> <li>• Cylinder feet, if selected: paint or metal</li> </ul>	<ol style="list-style-type: none"> <li>1 Style number</li> <li>2 Wood veneer color number for media cart</li> <li>3 Pulls and paint or metal color number (see below)</li> <li>4 Paint or metal color number for grommet</li> <li>5 Paint or metal color number for feet, if selected</li> <li>6 Options, if selected (see below)</li> </ol> <p>▶ See <i>Surface Materials</i>, page 382.</p>

	Options	U.S. Price	Required to Specify
<b>Surface Materials</b>	<ul style="list-style-type: none"> <li>• Wood group 2</li> <li>• Wood group 3</li> <li>• Customiz stain on wood</li> </ul>	<p>+\$261</p> <p>+\$920</p> <p>No cost</p>	<p>Specify wood color number.</p> <p>Specify wood color number.</p> <p>Specify <i>with Customiz stain</i>.</p> <p>▶ See <i>Surface Materials Reference Manual</i>.</p>
<b>Pulls</b>	<ul style="list-style-type: none"> <li>• Ledge pull</li> <li>• Jazz pull</li> <li>• Nile pull</li> </ul>	<p>No cost</p> <p>+\$ 17 each</p> <p>+\$ 17 each</p>	<p>Specify <i>with ledge pull</i> and select 0835 Black, 4799 Platinum, 9201 Polished Chrome, or 9211 Nickel.</p> <p>Specify <i>with jazz pull</i> and select 0835 Black, 4799 Platinum, 9201 Polished Chrome, or 9211 Nickel.</p> <p>Specify <i>with nile pull</i> and select 0835 Black, 4799 Platinum, 9201 Polished Chrome, or 9211 Nickel.</p>
<b>Foot Detail</b>	<ul style="list-style-type: none"> <li>• Square feet</li> </ul>	<p>No cost</p>	<p>Specify <i>with square feet</i> and select 0835 Black, 4799 Platinum, or 8042 Brushed Aluminum.</p>
<b>Lock and Keying</b>	<p><b>Lock</b></p> <ul style="list-style-type: none"> <li>• Polished chrome</li> </ul> <p><b>Keying</b></p> <ul style="list-style-type: none"> <li>• Factory- and field-installed keying</li> </ul>	<p>No cost</p>	<p>Specify <i>with 9201 Polished Chrome lock</i>.</p> <p>▶ Page 516</p>



**For Canadian Pricing**  
Multiply U.S. Price by the Canadian price factor.  
▶ See page 1 for details.

X10/24 = Last order entry  
October 20, 2024



**Specification Information**

Dimensions			Style	U.S.
D	W	H	Number	Base Price

**Media Carts with Casters**

**With Open Shelf, Drawer, Double Doors, and One Adjustable Shelf in the Cabinet**

24"	32"	38½"	<b>CWDWCMED</b>	<b>10/24</b>	\$4395
-----	-----	------	-----------------	--------------	--------

**With Open Shelf, Double Doors, and One Fixed Shelf and One Adjustable Shelf in the Cabinet**

24"	32"	38½"	<b>CWOSCMED</b>	<b>10/24</b>	\$3992
-----	-----	------	-----------------	--------------	--------

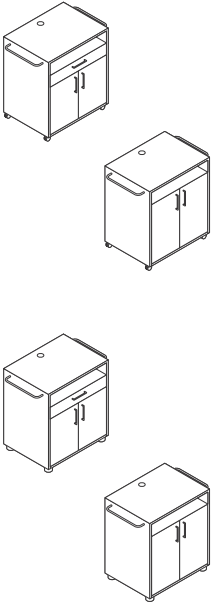
**Media Carts with Feet**

**With Open Shelf, Drawer, Double Doors, and One Adjustable Shelf in the Cabinet**

24"	32"	38½"	<b>CWDWCMEDF</b>	<b>10/24</b>	\$4820
-----	-----	------	------------------	--------------	--------

**With Open Shelf, Double Doors, and One Fixed Shelf and One Adjustable Shelf in the Cabinet**

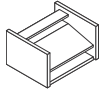
24"	32"	38½"	<b>CWOSCMEDF</b>	<b>10/24</b>	\$4408
-----	-----	------	------------------	--------------	--------



**For Canadian Pricing**  
Multiply U.S. Price by the  
Canadian price factor.  
▶ See page 1 for details.

**10/24** = Last order entry  
October 20, 2024

# Contemporary-Style Lecterns X 10/24



	Standard Includes	Required to Specify
<ul style="list-style-type: none"> <li>▶ Need help? Product details, page 314</li> </ul>	<ul style="list-style-type: none"> <li>• Lectern: wood group 1</li> <li>• Pulls on non-locking doors, if selected: paint or metal</li> <li>• Task light</li> <li>• Wire management channel</li> <li>• Cylinder feet, if selected: paint or metal</li> <li>• Locking casters, if selected: black plastic</li> </ul>	<ol style="list-style-type: none"> <li>1 Style number</li> <li>2 Wood veneer color number for lectern</li> <li>3 Pulls and paint or metal color number (see below)</li> <li>4 Paint or metal color number for feet, if selected</li> <li>5 Options, if selected (see below)</li> </ol> <p>▶ See <i>Surface Materials</i>, page 382.</p>

	Options	U.S. Price	Required to Specify
<b>Surface Materials</b>	<ul style="list-style-type: none"> <li>• Wood group 2</li> <li>• Wood group 3</li> <li>• Customiz stain on wood</li> </ul>	<p>Prices at right</p> <p>Prices at right</p> <p>No cost</p>	<p>Specify wood color number.</p> <p>Specify wood color number.</p> <p>Specify <i>with Customiz stain</i>.</p> <p>▶ See <i>Surface Materials Reference Manual</i>.</p>
<b>Pulls</b>	<ul style="list-style-type: none"> <li>• Ledge pull</li> <li>• Jazz pull</li> <li>• Nile pull</li> </ul>	<p>No cost</p> <p>+\$17 each</p> <p>+\$17 each</p>	<p>Specify <i>with ledge pull</i> and select 0835 Black, 4799 Platinum, 9201 Polished Chrome, or 9211 Nickel.</p> <p>Specify <i>with jazz pull</i> and select 0835 Black, 4799 Platinum, 9201 Polished Chrome, or 9211 Nickel.</p> <p>Specify <i>with nile pull</i> and select 0835 Black, 4799 Platinum, 9201 Polished Chrome, or 9211 Nickel.</p>
<b>Foot Detail</b>	<ul style="list-style-type: none"> <li>• Square feet</li> </ul>	<p>No cost</p>	<p>Specify <i>with square feet</i> and select 0835 Black, 4799 Platinum, or 8042 Brushed Aluminum.</p>



**For Canadian Pricing**  
 Multiply U.S. Price by the Canadian price factor.  
 ▶ See page 1 for details.

X10/24 = Last order entry  
 October 20, 2024

**Specification Information**

Dimensions			Style Number	U.S. Base Price	Options (Add \$ to Base Price)	
D	W	H			Wood	
					Wood	Wood
					Group 2	Group 3

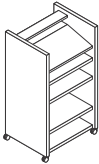


**Table Top Lectern**

22"	25"	16½"	<b>CWCLECT</b>	✕10/24	\$2221	+\$141	+\$493
-----	-----	------	----------------	--------	--------	--------	--------

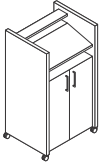
**Full-Height Lecterns**

**With Casters and Two Fixed and Two Adjustable Open Shelves**



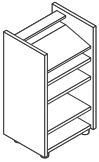
22"	25"	49½"	<b>CWCLEC</b>	✕10/24	\$4193	+\$261	+\$920
-----	-----	------	---------------	--------	--------	--------	--------

**With Casters, Non-Locking Door, and One Fixed and Two Adjustable Shelves in the Cabinet**



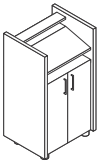
22"	25"	49½"	<b>CWCLECD</b>	✕10/24	\$4830	+\$261	+\$920
-----	-----	------	----------------	--------	--------	--------	--------

**With Feet and Two Fixed and Two Adjustable Open Shelves**



22"	25"	49½"	<b>CWCLECF</b>	✕10/24	\$4617	+\$261	+\$920
-----	-----	------	----------------	--------	--------	--------	--------

**With Feet, Non-Locking Door, and One Fixed and Two Adjustable Shelves in the Cabinet**



22"	25"	49½"	<b>CWCLECDF</b>	✕10/24	\$5246	+\$261	+\$920
-----	-----	------	-----------------	--------	--------	--------	--------

 **For Canadian Pricing**  
Multiply U.S. Price by the  
Canadian price factor.  
▶ See page 1 for details.

✕10/24 = Last order entry  
October 20, 2024

# Convене Edge Profile Samples

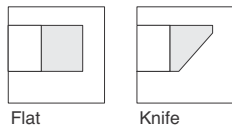
Standard Includes	Required to Specify
<ul style="list-style-type: none"> <li>• Worksurface: wood group 1 veneer or laminate price group 1</li> <li>• Wood worksurface with wood edge: solid wood edge on two sides</li> <li>• Laminate worksurface with wood edge: solid wood edge on two sides</li> </ul>	<ol style="list-style-type: none"> <li>1 Style number</li> <li>2 Wood or laminate color number for worksurface</li> <li>3 Wood finish number for edge profile on laminate worksurface</li> <li>4 Worksurface profile (see below under Required Selections)</li> <li>5 Options, if selected (see below)</li> </ol> <p>▶ See <i>Surface Materials</i>, page 382.</p>

**For laminate group 2 and 3 pricing, please refer to the electronic catalog or SmartTools.**

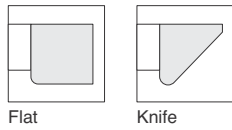
## Required Selections

**Wood worksurface edge profiles at left**

### Standard Edge Profiles



### Large Edge Profiles



Surface Materials	Options	U.S. Price	Required to Specify
	<b>Wood veneer worksurfaces</b>		
	<ul style="list-style-type: none"> <li>• Wood group 2</li> <li>• Wood group 3</li> <li>• Customiz stain</li> <li>• Full-fill finish on wood group 1</li> </ul>	<ul style="list-style-type: none"> <li>+\$ 69</li> <li>+\$240</li> <li>No cost</li> <li>+\$ 35</li> </ul>	<ul style="list-style-type: none"> <li>Specify wood color number.</li> <li>Specify wood color number.</li> <li>Specify <i>with Customiz stain</i>.</li> <li>Specify full-fill finish number.</li> </ul>
	<b>Laminate worksurfaces</b>		
	• High-Pressure Laminate price group 2	See information at left	Specify High-Pressure Laminate color number.
	• High-Pressure Laminate price group 3	See information at left	Specify High-Pressure Laminate color number.
	• Customiz stain	No cost	Specify <i>with Customiz stain</i> .

## Specification Information

Dimensions		Style	U.S. Base Prices	
D	W	Number	Wood Group 1 Veneer	Laminate
18"	20"	<b>CVXEDGE</b>	\$598	\$598



**For Canadian Pricing**  
 Multiply U.S. Price by the Canadian price factor.  
 ▶ See page 1 for details.

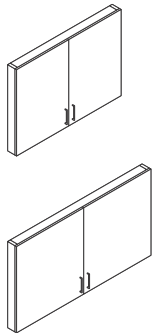
# Traditional Style Wallboards X10/24

*Tip: Interior writing surface accommodates magnets. Surface is also suitable for projection.*

Standard Includes	Required to Specify
<ul style="list-style-type: none"> <li>▶ Need help? Product details, page 315</li> <li>• Wallboard doors with full 180° hinges and pegs to hang flip-chart pads: wood group 1</li> <li>• Pulls: paint or metal</li> <li>• Interior writing surface for dry-erase markers: white porcelain</li> </ul>	<ol style="list-style-type: none"> <li>1 Style number</li> <li>2 Wood veneer color number for wallboard</li> <li>3 Pulls and paint or metal color number (see below)</li> <li>4 Options, if selected (see below)</li> </ol> <p>▶ See <i>Surface Materials</i>, page 382.</p>

Options	U.S. Price	Required to Specify
<b>Surface Materials</b> <ul style="list-style-type: none"> <li>• Wood group 2</li> <li>• Wood group 3</li> <li>• Customiz stain on wood</li> </ul>	+\$141 +\$493 No cost	Specify wood color number. Specify wood color number. Specify <i>with Customiz stain</i> . ▶ See <i>Surface Materials Reference Manual</i> .
<b>Pulls</b> <ul style="list-style-type: none"> <li>• Ledge pull</li> <li>• Jazz pull</li> <li>• Nile pull</li> </ul>	No cost +\$ 17 each +\$ 17 each	Specify <i>with ledge pull</i> and select 0835 Black, 4799 Platinum, 9201 Polished Chrome, or 9211 Nickel. Specify <i>with jazz pull</i> and select 0835 Black, 4799 Platinum, 9201 Polished Chrome, or 9211 Nickel. Specify <i>with nile pull</i> and select 0835 Black, 4799 Platinum, 9201 Polished Chrome, or 9211 Nickel.
<b>Marker Board Door Interior</b> <ul style="list-style-type: none"> <li>• Marker board surface on door interiors</li> </ul>	+\$317	Specify <i>with marker board doors</i> .

Specification Information				
Dimensions			Style Number	U.S. Base Price
D	W	H		
5"	56"	37"	<b>CWAWLB56</b> <span style="color: #e91e63;">X10/24</span>	\$4369
5"	70"	37"	<b>CWAWLB70</b> <span style="color: #e91e63;">X10/24</span>	\$5179



**For Canadian Pricing**  
 Multiply U.S. Price by the Canadian price factor.  
 ▶ See page 1 for details.

X10/24 = Last order entry  
 October 20, 2024

# Surface Materials

**This listing** includes all the surface material choices that are available for the products in this specification guide.

## Resources

For more information about surface materials, refer to the following resources:

**Additional surface materials specification tools** are available to assist you in the specification process—the Surface Materials Binders.

**The global surface materials palette** is a core collection of finishes that is available across multiple geographies (Americas/EMEA – Europe, Middle East, and Africa/APAC – Asia Pacific) and on global product lines, where applicable. For a list of finishes included in the offering, see the *Surface Materials Reference Manual*. Additional details, like product approvals by geography and finish number conversions, can also be found in the *Surface Materials Reference Manual* or see [steelcase.com/surface-materials](http://steelcase.com/surface-materials).

**Surface Materials Binders** include:

- *Surface Materials Reference Manual*
- A complete set of swatch cards for hard surfaces, vertical surface fabrics, and seating upholstery

## Wood

Steelcase carefully selects veneer and solid wood for consistent color and grain structure. Wood is a natural material and variations will occur in color, grain and texture. These variations are part of the inherent natural beauty of wood and are not considered defects.

Wood veneers and solid wood finishes will not be an exact match to woodgrain laminates. We highly recommend ordering physical samples to understand visual differences.

Forest Stewardship Council (FSC) certified wood (veneer and core) is available on most Steelcase wood products through the Specials RFQ process.

All wood products will darken with age and exposure to ultraviolet light. This is especially apparent with cherry and maple veneer. We recommend that desk accessories be rearranged periodically to ensure even aging of wood surfaces.

When storing your wood furniture, please follow the following guidelines:

- Do not store products in trailers
- Store products in areas that simulate office temperatures (60°F to 90°F)
- Store products in areas that maintain constant, office-like humidity levels
- Keep product away from light. Cover products to make sure they are not exposed to light.

**E** = Established

## Steelcase Surfaces

### Veneer

Veneers are matched for proper balance and consistency. Veneers are available or quarter cut, except for Oak, which is rift cut.

▶ Refer to the *Veneer Cut Guidelines* on page 385 for descriptions of each cut.

**Open-pore finish** is a medium gloss finish that leaves the wood grain texture visible to the eye and distinguishable to the touch.

### Veneer

#### Wood Group 1

##### Flat-cut open-pore

- 3062 FC/OP Graphite Walnut
- 3402 FC/OP Clear Cherry (Aged)
- 3412 FC/OP Natural Cherry **E**
- 3422 FC/OP Medium Cherry
- 3522 FC/OP Clear Maple
- 3592 FC/OP Blonde on Maple **E**
- 3702 FC/OP Clear Walnut
- 3712 FC/OP Natural Walnut
- 3752 FC/OP Medium Walnut **E**
- 3762 FC/OP Dark Walnut
- 3772 FC/OP Medium Mahogany on Walnut

##### Flat-Cut Open-Pore, Natural Veneer

- 3342 FC/OP Black Walnut
- 35A2 FC/OP Blanch Maple
- 37A2 FC/OP Thunder Walnut

##### Quarter-Cut Open-Pore

- 3042 QC/OP Ash
- 3222 QC/OP Clear Maple
- 3292 QC/OP Blonde on Maple **E**
- 3302 QC/OP Clear Walnut
- 3312 QC/OP Natural Walnut
- 3352 QC/OP Medium Walnut **E**
- 3362 QC/OP Dark Walnut
- 3372 QC/OP Medium Mahogany on Walnut
- 3382 QC/OP Graphite Walnut

##### Quarter-Cut Open-Pore, Natural Veneer

- 32A2 QC/OP Blanch Maple
- 33A2 QC/OP Thunder Walnut
- 3392 QC/OP Black Walnut

##### Rift-Cut Open-Pore

- 3602 RC/OP Desert Oak

##### Rift-Cut Full-Fill, Natural Veneer

- 36A2 RC/OP Volcanic Oak

## Wood Group 3

### Flat-Cut Open-Pore, Natural Veneer

- 3082 FC/OP Washed Walnut

## Wood Group 1

### Open-Pore Planked Veneer

- 3P41 OP Planked Cherry
- 3P51 OP Planked Maple
- 3P61 OP Planked Oak
- 3P71 OP Planked Walnut
- 3VFX OP Unmarked Oak

*Tip: Known for its uniqueness, planked veneer has intentional and natural variations that include, but are not limited to: character marks, grain pattern, color, and natural color aging.*

### Full-Fill

**Full-fill finish** is a medium-gloss finish that completely fills the grain texture, yet allows the grain pattern to be seen. The wood has a lustrous, satiny look, and it is smooth to the touch. This finish is available on the wood worksurface or field-installed top only.

## Wood Group 2

### Flat-Cut Full-Fill

- 3064 FC/FF Graphite Walnut
- 3404 FC/FF Clear Cherry (Aged)
- 3414 FC/FF Natural Cherry **E**
- 3424 FC/FF Medium Cherry
- 3524 FC/FF Clear Maple
- 3544 FC/FF Blonde on Maple **E**
- 3704 FC/FF Clear Walnut
- 3714 FC/FF Natural Walnut
- 3754 FC/FF Medium Walnut **E**
- 3764 FC/FF Dark Walnut
- 3774 FC/FF Medium Mahogany on Walnut

### Flat-Cut Full-Fill, Natural Veneer

- 3734 FC/FF Black Walnut

### Quarter-Cut Full-Fill

- 3224 QC/FF Clear Maple
- 3294 QC/FF Blonde on Maple **E**
- 3304 QC/FF Clear Walnut
- 3314 QC/FF Natural Walnut
- 3354 QC/FF Medium Walnut **E**
- 3364 QC/FF Dark Walnut
- 3374 QC/FF Medium Mahogany on Walnut
- 3384 QC/FF Graphite Walnut

### Quarter-Cut Full-Fill, Natural Veneer

- 3394 QC/FF Black Walnut

### Rift-Cut Full-Fill

- 3604 RC/FF Desert Oak

## Wood Group 3

### Flat-Cut Full-Fill, Natural Veneer

- 3084 FC/FF Washed Walnut

**Premium Veneers**

A selection of Premium veneers in this collection are available on most Steelcase brand products. The collection will be available as close to standard leadtimes as possible. However, because adequate supplies of veneer and solids must be secured, all orders will be scheduled individually. Leadtimes will vary based on Premium veneer and Premium solids availability at the time the order is placed. The collection is available as Wood Group 3 as part of our Select Surface program, and supported like standard veneers to make ordering easy. Please see the Steelcase surface materials section on *village.steelcase.com* for sample information and product line availability. All premium veneers are in clear-coat.

**Wood Group 3**

**Quarter-Cut Open-Pore**  
3832 QC/OP Figured Anegre

**Custom Surfaces**

**Customiz stain** is a service that allows you to create your own stain colors and finishes on standard veneer. Customiz stain color is available on all product lines that offer wood veneer.

A \$500 stain-matching fee applies on CUSTOMIZ requests (Exception: The \$500 fee does not apply on matches to Coalesse standard finishes or for a low-gloss finish request on a standard color). The \$500 fee covers the cost of formulating the Customiz color finish and applies regardless of whether or not an order for product is placed.

In addition, an approval form must be signed to indicate customer acceptance of Customiz match. A \$1500 initiation fee will be charged prior to first order entry. This initiation fee activates the finish for unlimited use on any Steelcase product for an 18 month time period. After the 18 month time period has lapsed, the Customiz finish may be reactivated for another 18 months for a \$1000 fee at any point within five years after the \$1500 initiation fee was paid. If the finish is not reactivated within five years after the \$1500 initiation fee was paid, the finish will be culled and the customer will need to pay the \$1500 initiation fee again. All style number related Customiz charges products are no cost as of April 2014. The matching and initiation fees are not discountable.

Customiz stain takes 10 days to formulate. Consult the *Surface Materials Reference Manual* for more information. Custom veneers are also available and must be quoted by Steelcase specials group. Customiz stain on custom veneers takes 2 to 4 weeks to formulate.

Requirements and information on ordering a Customiz stain color are found in the *Surface Materials Reference Manual*.

E = Established

**Laminate**

**Steelcase Surfaces**

**High-Pressure Laminate**

**Price Group 1**

**Fiber Laminate**

- 2850 Vanadium Fiber
- 2854 Vellum Fiber E
- 2860 Granite Fiber
- 2862 Stucco Fiber E

**Micro Laminate**

- 2920 Marl Micro
- 2921 Gypsum Micro
- 2922 Clay Micro
- 2923 Shadow Micro E

**Patina Laminate**

- 2870 Blonde Bronze Patina
- 2873 Instant Iron Patina

**Solid Laminate**

- 2722 Cream E
- 2730 Arctic White
- 2746 Black
- 2759 Warm White
- 2811 Mist E
- 2883 Seagull
- 2884 Milk
- 2885 Dune
- 2HAA Persian Salt
- 2HAB Rose
- 2HAC Indigo
- 2HAD Green Citrine
- 2HAE Dark Olivine
- 2HAF Cloudy
- 2HMG Merle
- 2HWU Clay
- 2HWV Chalk

**Speckle Laminate**

- 2820 Coffee Speckle E
- 2823 Driftwood Speckle
- 2824 Smoke Speckle
- 2825 Vanadium Speckle

*Tip: Some wood veneer finishes and woodgrain laminates share the same name. Because of the difference in materials, veneers and laminates of the same name are not an exact match but do coordinate with each other.*

**Woodgrain Laminate**

- 2406 Clear Cherry E
  - 2409 Clear Maple
  - 2410 Graphite Walnut\*
  - 2412 Natural Cherry
  - 2422 Medium Cherry
  - 2511 Winter on Maple
  - 2535 Virginia Walnut
  - 2536 Blackwood E
  - 2538 Clear Walnut
  - 2592 Blonde on Maple E
  - 2714 Natural Walnut E
  - 2HAK Clear Oak
  - 2HAN Ash Noce
  - 2HAT Acacia
  - 2HAW Ash Wenge
  - 2HBN Bisque Noce
  - 2HBW Bisque Wenge
  - 2HCN Clay Noce
  - 2HCW Clay Wenge
  - 2HSN Storm Noce
  - 2HSW Storm Wenge
  - 2HWA Grey Kingswood
  - 2HWB Planked Walnut
  - 2HWD Resolute Walnut
  - 2HWE Natural Recon
  - 2HWF Smoked Walnut
- \* When blending laminate and veneer on the same unit, the Graphite Walnut laminate is Quarter Cut and matches Quarter Cut Graphite Walnut veneer.

**Price Group 2**

**Textured Laminate**

- 2TH2 Fawn Cypress
  - 2TH4 Saddle Oak
  - 2TH5 Veranda Teak
  - 2TH7 Walnut Heights
  - 2UH1 Reclaimed Aggregate
  - 2UH2 Reclaimed Gravel
  - 2UH4 Cement\*\*
  - 2UH6 Sheetrock
- \*\*2UH4 Cement has limited sizing availability, determined by product sizing and/or options. Rectangular tops with a width of 143" or greater and round tops with a diameter of 59" or greater are not available.

**Price Group 3**

Applies to:  
• Convене table tops

**Solid Laminate**

- 24H1 Satin White
- 24H2 Satin Black
- 24H3 Satin Stone
- 24H4 Satin Mocha

Surface Materials, continued

**Custom Surfaces**

**Open Line Laminate (OLL)**

This service allows you to order non-standard laminate at an additional processing fee of \$102 U.S. per unit, plus the cost of the laminate.

High-Pressure Laminate pricing does not include premium or digitally printed patterns from any suppliers. Laminate cost may also vary for basic or standard laminates from other suppliers. Please contact the OLL consultant at 616.475.2426 for pricing. The cost of the laminate will be added to your invoice as a separate line on the acknowledgement.

**When processing orders for Open Line laminate,** specify 2900 in the laminate finish field and enter the OLL manufacturer information. Specify appropriate 2K finish number for the edge finish.

**Laminate Approval and Material Requirements**

To confirm whether a particular laminate has already been tested for use on a specific Steelcase product or to determine material square foot requirements:

- Visit [www.steelcase.com](http://www.steelcase.com)

**For additional information,** refer to the *Steelcase Surface Materials Reference Manual*.

**Paint**

**Steelcase Surfaces**

Applies to:

- 2 1/2" round grommet

**Price Group 1**

**Smooth Paint**

7241 Arctic White

**Textured Paint**

7360 Merle

**Price Group 2**

**Standard Paint**

0835 Black

**Smooth Metallic Paint**

4799 Platinum Metallic

**Custom Surfaces**

**Price Group 3**

**PerfectMatch**

PerfectMatch is a service that allows you to create your own paint color. Refer to the *Surface Materials Reference Manual* for more information about this program.

**Plastic**

**Steelcase Surfaces**

6000 Black

**Plated Metal**

**Steelcase Surfaces**

► See *Plated and Painted Metal Color Availability Matrix* on page 386 for color availability by product line.

- 8042 Brushed Aluminum
- 8046 Polished Aluminum
- 9201 Polished Chrome
- 9211 Nickel
- 9250 Ember Chrome

**Solid Surface**

**Steelcase Surfaces**

Applies to:

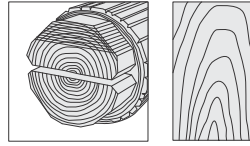
- Technology cover

- 2868 Cameo White Low Gloss
- 2869 Nocturne Black Low Gloss

E = Established

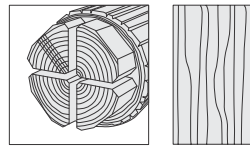


# Veneer Cut Guidelines



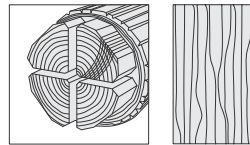
**Flat Cut**

Veneer is cut parallel to the flat side of the cant at a tangent to the growth rings of the tree. This produces a cathedral or oval pattern. On average, there is a 6-8" wide leaf width. On an 18" wide surface, there will likely be three leaves showing a repeated pattern.



**Quarter Cut**

Veneer is cut from quarter sections of the log which are produced by cutting each cant in half. Cutting lines are at an angle of approximately 90 degrees to the growth rings at the center of the quarter. This produces a straight grain or ribbon pattern. On average, leaves are 2½-4" wide.



**Rift Cut**

This veneer cut is specifically for oak. Cutting lines are an arc approximately perpendicular to the growth rings. This produces a comb-like straight grain or ribbon pattern. On average, leaves are 2½-4" wide.

# Plated and Painted Metal Color Availability Matrix

## Plated and Painted Metal

Not every plated metal color is available on every metal component for every product line. This matrix gives you an overview of which plated metal colors are available on each product line and component.

### Legend

- = Not available
- = Available
- = Available with exceptions

		0835 Black	4750 Champagne Metallic	4798 Sterling Metallic	4799 Platinum Metallic	4803 Near Black	7207 Black Textured	7225 Sand	7241 Arctic White	7243 Seagull	7246 Midnight Metallic	7280 Smooth Bronze	7360 Merle	8042 Brushed Aluminum	8043 Anodized Aluminum	8046 Polished Aluminum	9201 Polished Chrome	9211 Nickel	9212 Silver	9214 Antique Pewter	9230 Antique Bronze	9250 Ember Chrome	
<b>Convене</b>	Pulls	■	•	•	■	•	•	•	•	•	•	•	•	•	•	•	•	■	■	•	•	•	•
	Locks	•	•	•	•	•	•	•	•	•	•	•	•	•	•	•	•	■	•	•	•	•	■
	Base toe kicks	■	•	•	•	•	•	•	•	•	•	•	•	■	■	■	■	•	•	•	•	•	•
	Square and cylinder feet	■	•	•	■	•	•	•	•	•	•	•	•	•	■	•	•	•	•	•	•	•	•
	Flex base	■	•	•	■	•	•	•	•	•	•	•	•	•	■	•	•	•	•	•	•	•	•
	Grommets	■	•	•	■	•	•	•	•	•	•	•	•	•	•	•	•	•	■	■	•	•	•
	Power unit and power channel sleeves	■	•	•	■	•	•	•	•	•	•	•	•	•	•	•	•	•	•	•	•	•	•

---

# Verlay



**Statement of Line** **388**



**Understanding**

Verlay Collaboration Tables **392**

Verlay Leg Configurations **398**

Verlay Grommet Availability Matrix **402**



**Specifying**

**Wood Leg Tables**

Seated-Height Round Tables **418**

Seated-Height Gumdrop Tables **420**

Seated-Height Square Tables **424**

Seated-Height Rectangle Tables **426**

Seated-Height Sightline Tables **430**

Standing-Height Square Tables **434**

Standing-Height Rectangle Tables **436**

**Metal Leg Tables**

Seated-Height Round Tables **438**

Seated-Height Square Tables **440**

Seated-Height Rectangle Tables **444**

Seated-Height Sightline Tables **450**

**Accessories** **453**



**Surface Materials** **454**


# Statement of Line

Verlay

## Seated-Height Collaboration Tables with Wood Legs



Understanding  
 ▶ Page 392  
 Specifying  
 ▶ Page 418



Understanding  
 ▶ Page 392  
 Specifying  
 ▶ Page 420

### Seated-Height Round Tables

42" Diameter	48" Diameter	54" Diameter	60" Diameter
●	●	●	●

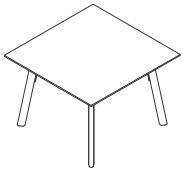
Tip: Available parametrically in 1/16" increments.

### Seated-Height Gumdrop Tables, Softened Shape

	42"W	48"W	54"W	60"W	66"W
42"D	●	●	●	●	●
48"D	●	●	●	●	●

Tip: Table tops are tapered. Depth will change over the length of table from the depth listed above to 6" smaller.

Tip: Available parametrically in 3" increments for laminate tops and 1/16" increments for wood veneer tops.



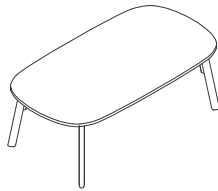
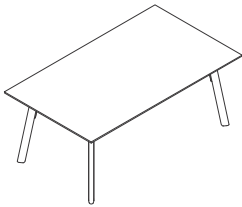
Understanding  
 ▶ Page 392  
 Specifying  
 ▶ Page 424

### Seated-Height Square Tables, Straight and Softened Shape

	42"W	48"W
42"D	●	
48"D		●

Tip: Straight shape type is available parametrically in 1/16" increments.

Tip: Softened shape type is available parametrically in 3" increments for laminate tops and 1/16" increments for wood veneer tops.



Understanding  
 ▶ Page 392  
 Specifying  
 ▶ Page 426

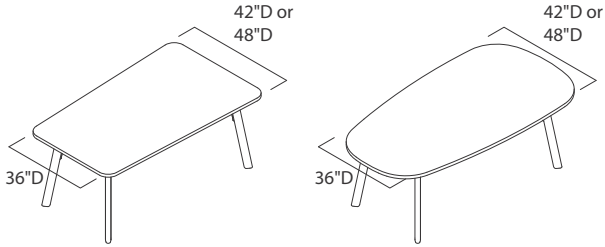
### Seated-Height Rectangle Tables, Straight and Softened Shape

	72"W	84"W	96"W
42"D	●	●	●
48"D	●	●	●

Tip: Straight shape type is available parametrically in 1/16" increments.

Tip: Softened shape type is available parametrically in 3" increments for laminate tops and 1/16" increments for wood veneer tops.

**Seated-Height Collaboration Tables with Wood Legs, continued**



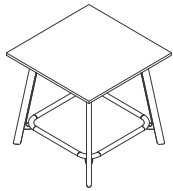
Understanding  
 ▶ Page 392  
 Specifying  
 ▶ Page 430

**Seated-Height Sightline Tables, Straight and Softened Shape**

	72\"/>
36\"/>	
36\"/>	

*Tip: Table tops are tapered. Depth will change over the length of table from the depth listed above to a 36\"/>*

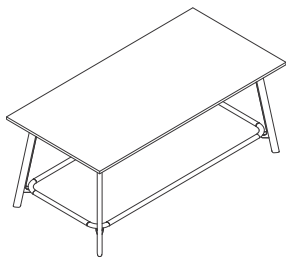
**Standing-Height Collaboration Tables with Wood Legs**



Understanding  
 ▶ Page 392  
 Specifying  
 ▶ Page 434

**Standing-Height Square Tables, Straight Shape**

	42\"/>
42\"/>	
48\"/>	



Understanding  
 ▶ Page 392  
 Specifying  
 ▶ Page 436

**Standing-Height Rectangle Tables, Straight Shape**

	96\"/>
42\"/>	
48\"/>	

**Seated-Height Collaboration Tables with Metal Legs**



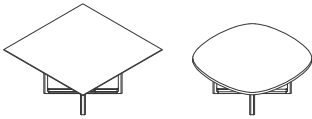
Understanding  
 ▶ Page 392  
 Specifying  
 ▶ Page 438

**Seated-Height Round Tables**

42" Diameter    48" Diameter    54" Diameter    60" Diameter



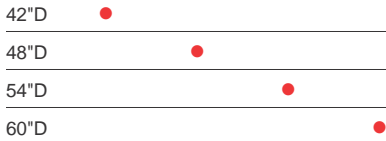
Tip: Available parametrically in 1/16" increments.



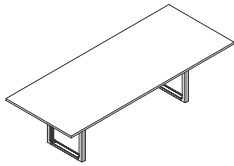
Understanding  
 ▶ Page 392  
 Specifying  
 ▶ Page 440

**Seated-Height Square Tables, Straight and Softened Shape**

42"W    48"W    54"W    60"W



Tip: Straight shape type is available parametrically in 1/16" increments.  
 Tip: Softened shape type is available parametrically in 3" increments for laminate tops and 1/16" increments for wood veneer tops.



Understanding  
 ▶ Page 392  
 Specifying  
 ▶ Page 444

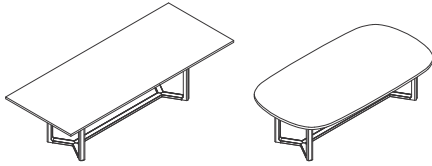
**Seated-Height Rectangle Tables, Straight Shape—with Metal U-Leg**

66"W    72"W    84"W    96"W    108"W    120"W    144"W    168"W    192"W    216"W



Tip: Number of U-legs per table is determined by top width.  
 Tip: Tables over 120"W have multi-piece tops.  
 Tip: Straight shape type is available parametrically in 1/16" increments.

**Seated-Height Collaboration Tables with Metal Legs, continued**

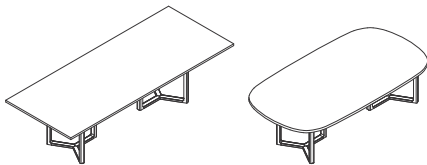


Understanding  
 ▶ Page 392  
 Specifying  
 ▶ Page 444

**Seated-Height Rectangle Tables, Straight and Softened Shape—with Metal Trestle Leg**

	96"W	108"W	120"W
42"D	●	●	●
48"D	●	●	●

*Tip: Tables over 120"W have multi-piece tops.*  
*Tip: Straight shape type is available parametrically in 1/16" increments.*  
*Tip: Softened shape type is available parametrically in 3" increments for laminate tops and 1/16" increments for wood veneer tops.*

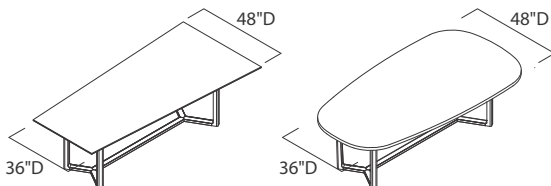


Understanding  
 ▶ Page 392  
 Specifying  
 ▶ Page 444

**Seated-Height Rectangle Tables, Straight and Softened Shape—with Metal Split Trestle Leg**

	120"W	144"W
42"D	●	●
48"D	●	●

*Tip: Tables over 120"W have multi-piece tops.*  
*Tip: Straight shape type is available parametrically in 1/16" increments.*  
*Tip: Softened shape type is available parametrically in 3" increments for laminate tops and 1/16" increments for wood veneer tops.*



Understanding  
 ▶ Page 392  
 Specifying  
 ▶ Page 450

**Seated-Height Sightline Tables, Straight and Softened Shape**

	96"W	108"W	120"W
36"D—48"D	●	●	●

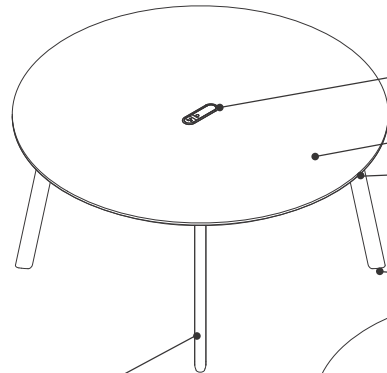
*Tip: Table tops are tapered. Depth will change over the length of table from 36"D to 48"D.*  
*Tip: Straight shape type is available parametrically in 1/16" increments.*  
*Tip: Softened shape type is available parametrically in 3" increments for laminate tops and 1/16" increments for wood veneer tops.*

# Verlay Collaboration Tables

**Verlay** is a suite of tables created for collaborative environments and was designed to encourage the smooth flow of ideas across the office landscape. Verlay's wood design offers a material range that provides a comfortable presence to the workplace.

**Verlay** consists of a series of table shapes and sizes, supporting a wide array of settings from small collaboration to large conference rooms with a modern design aesthetic with multiple leg materials and types.

**Solid wood legs** offered in oak, maple, or walnut.

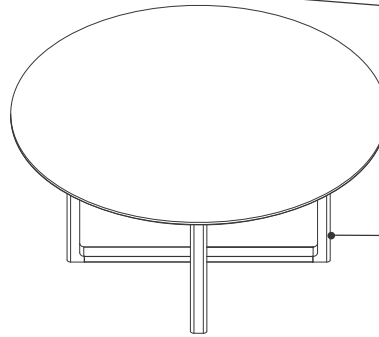


**CC grommet** is available.

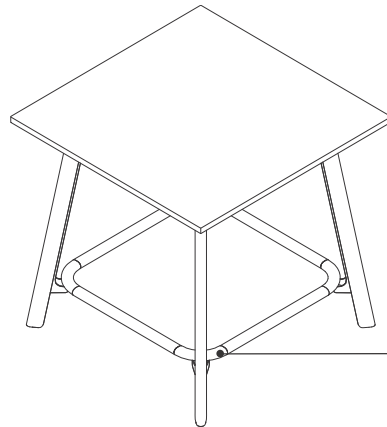
**Top** in wood veneer or High-Pressure Laminate.

**Leg bracket below the worksurface of wood leg tables** adjusts from 28<sup>1</sup>/<sub>2</sub>" to 29<sup>3</sup>/<sub>16</sub>" to level the table on uneven floors.

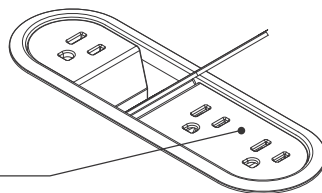
**Tan, flat, plastic foot glides.**



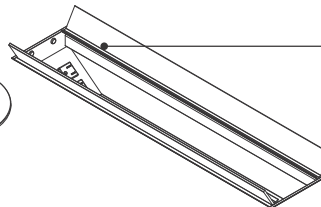
**Metal legs** offered with furniture grade linoleum inserts. Glide adjustment on metal legs is 1<sup>1</sup>/<sub>4</sub>".



**Leg ring** is painted metal, providing a foot rest when standing or seated.



**CC grommet** is available in standard power, USB type A, and USB type C.



**Long grommet** is available in standard power with data knockouts only.



**Actual Dimensions**

	<b>Seated-Height with Wood Legs</b>	<b>Seated-Height with Metal Legs</b>	<b>Standing-Height with Wood Legs</b>
--	-------------------------------------	--------------------------------------	---------------------------------------

**Round**

Diameter	42", 48", 54", or 60"	42", 48", 54", or 60"	N.A.
----------	-----------------------	-----------------------	------

**Gumdrop**

Depth	42" or 48"	N.A.	N.A.
Width	42", 48", 54", 60", or 66"	N.A.	N.A.

**Square**

Depth	42" or 48"	42", 48", 54", or 60"	42" or 48"
Width	42" or 48"	42", 48", 54", or 60"	42" or 48"

**Rectangle**

Depth	42" or 48"	42", 48", 54", or 60"	42" or 48"
Width	72", 84", or 96"	66", 72", 84", 96", 108", 120", 144", 168", 192", or 216"	96"

**Sightline**

Depth	42" or 48"	36"/48"	N.A.
Width	72" or 96"	96", 108", or 120"	N.A.

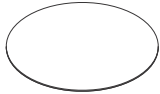
*Tip: Seated-height is 28 1/2"H, standing-height is 40"H.*

*Tip: Available parametrically with exceptions. See parametric sizes understanding information.*

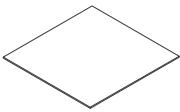
Verlay Collaboration Tables, continued

**Product Details**

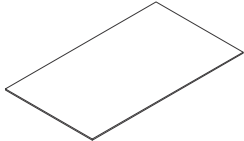
**Verlay table top** has a wood composite core with a wood veneer or laminate surface and is available in five different shapes; round, gumdrop, square, rectangle, and sightline.



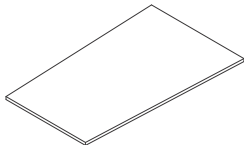
Round



Square, Straight

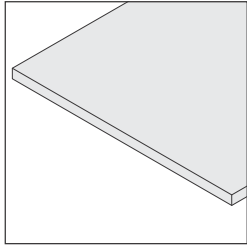


Rectangle, Straight

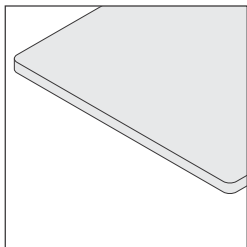


Sightline, Straight

**Straight shapes** are available on round, square, rectangle, and sightline tables and feature a choice of square or rounded corners.



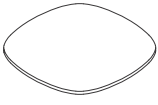
**Square corners**, available as an option on straight shapes, have 90° corners on all four sides.



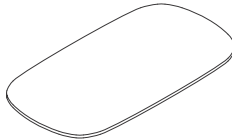
**Rounded corners**, available as an option on straight shapes, have a 4" radius on all four sides with a continuous edge banding.



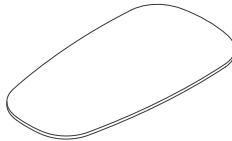
Gumdrop



Square, Softened



Rectangle, Softened



Sightline, Softened

**Softened table shapes** offer a continuous radius pillow aesthetic for seated-height tables.

**Softened table shapes** are available on gumdrop, square, rectangle, and sightline tables.

**Gumdrop table** is only offered with wood legs in a softened shape.



3 mm Edge, Plastic or Wood Veneer



Slice Edge, Plastic or Wood Veneer



Drop Edge, Solid Wood

**Edge detail** is available in three options—3 mm, slice, or drop.

**Tops** are 1 1/8" thick.

**Slice edge** gives the appearance of a thinner top which is 1/2" thick and tapers to an overall thickness of 1 1/8".

**Slice edge on laminate tops with square corners** will be laser edge banding.

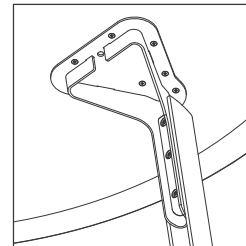
**Underside of slice edge** exposes MDF core.

**Drop edge** gives the appearance of a thicker profile with a 1 5/8" solid wood edge. Drop edge is not available in softened shapes or on laminate tops.



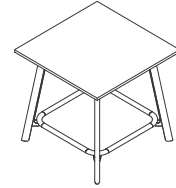
**Wood legs** are available in solid wood, maple, oak, or walnut.

**Wood leg species** is specifiable for laminate top tables but for veneer top tables will default to match the veneer species.




**Leg brackets** are painted metal.

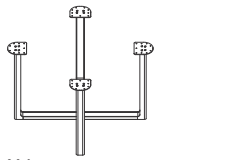
**Leveling of wood legs** occurs between the wood leg and the metal bracket. This eliminates the need for additive levelers, resulting in a visually clean interaction between floor and leg. Leg bracket adjusts from 28 1/2" to 29 13/16".



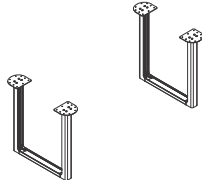
**Standing-height tables** are available as square or rectangle shapes, with rounded or square corners.



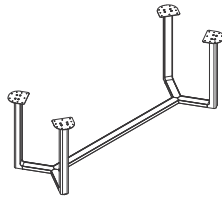
**Leg ring** is painted metal, providing a foot rest when standing or seated.



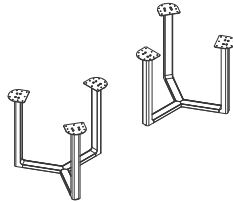
X-Leg



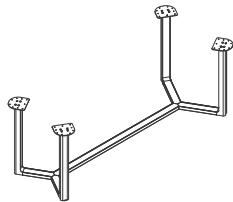
U-Leg



Trestle Leg



Split Trestle Leg

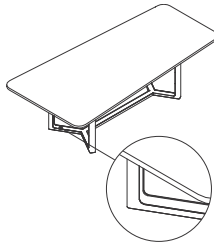


Asymmetric Trestle Leg

**Metal legs** come in a variety of types: X-leg, U-leg, trestle leg, split trestle leg, and asymmetric trestle leg.

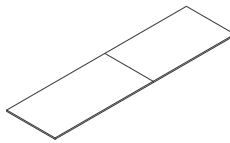
*Tip: The number of U-legs is driven by the width of the table.*

▶ See page 288 for *Verlay Leg Configurations*.



**A soft-touch linoleum insert** lines the interior of the metal leg to conceal power and provide an accent of color. It is a flexible furniture grade linoleum.

**Leveling of metal legs** occurs with leveling glides that adjust for installations on uneven floors. Adjustability range is 1<sup>1</sup>/<sub>4</sub>".



**Sectioned tops** will occur when the top is larger than 120"W. The top will be split into two equal sections that ship with connecting hardware.

**Woodgrain laminate sectioned tops** cannot guarantee a perfect match of grain pattern at the seam where the two sections join. However, the best match of grain pattern possible will be pursued.



Short grain direction



Long grain direction

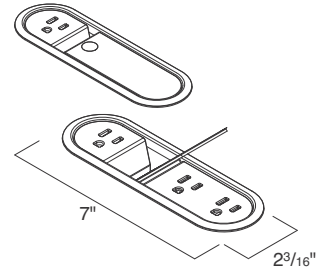
Rectangular

**Grain direction on woodgrain laminate tops less than or equal to 60"W** are available in short or long grain. Tops greater than 60"W will always have long grain direction.

**Grain direction on veneer tops less than or equal to 96"W** are available in short or long grain. Tops greater than 96"W will always have short grain direction.

**Power, Wiring & Cabling**

**Surface power** is available with two options—CC grommet or long grommet. Both are field installed.



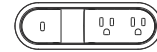
**CC grommet** features an exposed power outlet or USB port on one side, lid concealing additional power and USB ports. The grommet bezel and lid can be specified in contrasting finishes.



Power, Power, Power



USB-C, Power, 2 USB-A

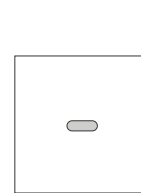


USB-C, Power, Power

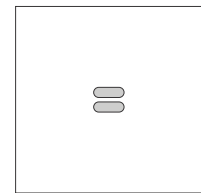


Power, Power, 2 USB-A

**Four power and USB configurations** are available to accommodate a variety of user needs.



Single



Stacked

**CC grommet** is available in either single or stacked configurations.

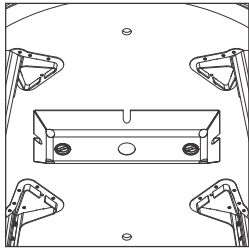
▶ See *Verlay Grommet Availability Matrix*, page 402

**Power infeed for CC grommet** is available as cord and plug or hardwired. Cord and plug version has a 9' cord.

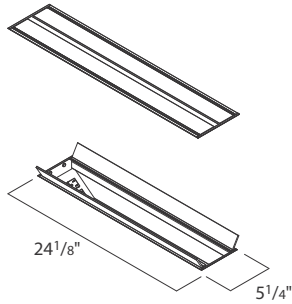
**Hardwire** is available in 72" or 144" conduit length options.

**Tables with three or more CC grommets** include a junction box which mounts to the underside of the worksurface and replaces the infeed. Electrician supplied conduit feeds the junction box and connects to the hardwire conduit of the grommet electrical system.

Verlay Collaboration Tables, continued

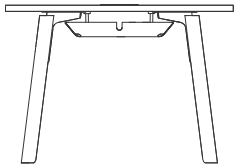


**Wire management tray** for CC grommet attaches to the underside of the table. The tray houses the CC grommet power squid box and manages cables. Cables can route out of the tray through side access holes or bottom center hole.

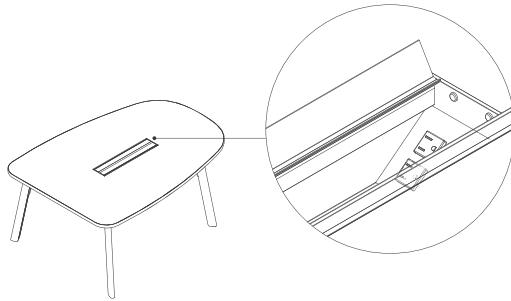


**Long grommet** features two metal hinged doors that allow for access to power and data tray.

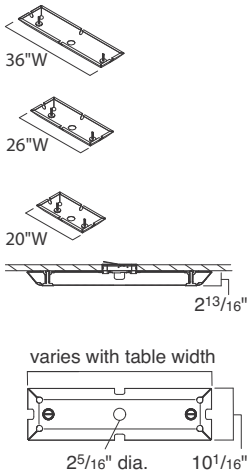
**Long grommet** has an internal depth of 3 1/2". Below the worksurface depth extends to 4 1/2". This includes the added dimension of power outlet boxes.



**Plastic knobs** allow the tray to drop and tilt for easy access to the contents of the tray.



**The tray** includes four power receptacles and two cutouts for modular data housings located at each end of the tray.



**Number of long grommets** can be specified from one to four but is dependent on table size.

▶ See *Verlay Grommet Availability Matrix*, page 402

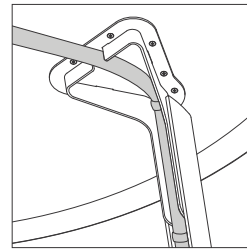
**Power infeed for long grommet** is available as cord and plug or hardwired.

**Cord and plug version** has a 9' cord.

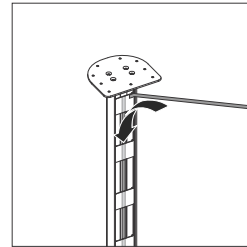
**Hardwire conduit** is 72" or 144".

**Tables with two or more metal grommets** include a junction box which mounts to the underside of the worksurface and replaces the infeed. Electrician supplied conduit feeds the junction box and connects to the hardwire conduit of the grommet electrical system.

**Interior of tray** is accessible by the user and has ample room to manage cords and power bricks.

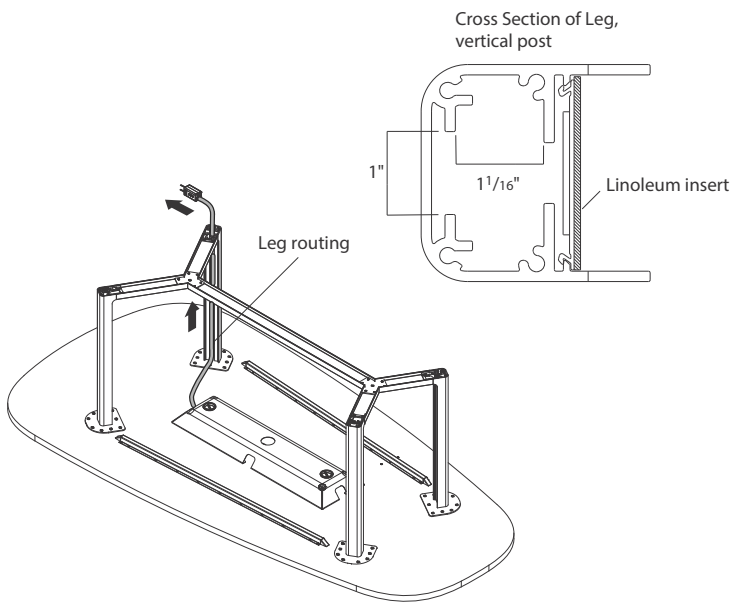
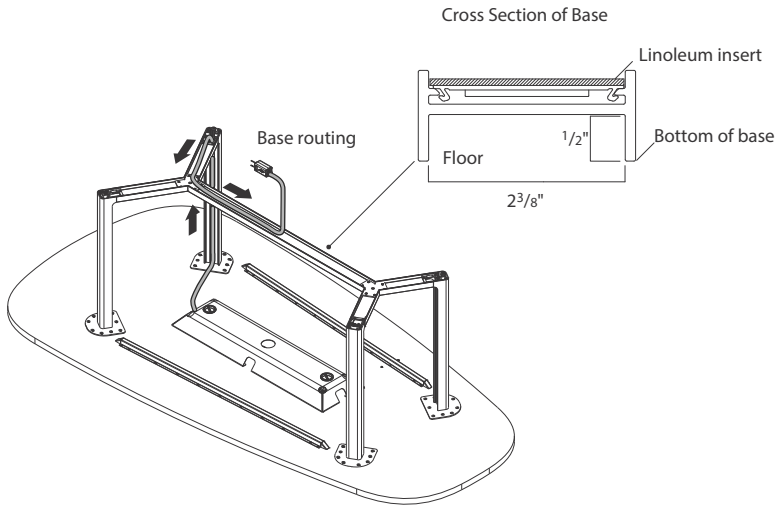


**Black mesh cable manager with velcro attachment** manages cables down the inside of wood leg tables. Leg features a routing for cable manager to nest. Cable manager ships standard with wood leg tables.



**Interior of metal legs** allow for cable routing concealed by the linoleum insert.

**Access holes at the bottom of each leg** allows cables to exit. When fully recessed, glides allow cables to route from underneath the leg. One leg will accommodate grommet power cord or hardwire conduit. Each other leg can house either one power cord or up to three category six cables.



**Parametric Sizes**

**Parametric dimensions** are available on Verlay tables.

**Tables** are available in 1/16" increments with the following exceptions:

- Softened shape tables with laminate tops are only available in 3" increments.
- Standing-height tables are not available parametrically.

**Surface Material**

**Table top**

- Laminate
- Wood veneer
- Customiz stain (optional on wood)
- Full-fill finish (optional on wood)

**Edge profile**

- Plastic edge on laminate tops with 3 mm and slice edge
- Wood veneer edge on wood veneer tops with 3 mm or slice edge
- Solid wood edge on wood veneer

**Laser edge band finishes**

(for laminate table tops with square corners and slice edge):

- 6000 Black
- 6052 Milk
- 6053 Seagull
- 6213 Acacia
- 6654 Sand

**Wood leg species**

- Oak
- Maple
- Walnut

*Tip: Leg species is driven by the natural veneer top species.*

*Tip: Composite veneer table tops do not provide an exact match to a solid wood leg.*

**Leg bracket for wood legs**

- Painted metal
- PerfectMatch paint
- Lux Coatings on metal

**Metal legs**

- Painted metal
- PerfectMatch paint
- Lux Coatings on metal

**Metal leg insert**

- Furniture grade linoleum

**CC grommet**

- Painted metal bezel and lid
- Lux Coatings on metal bezel and lid
- 6527 Merle plastic power insert

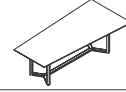
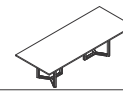
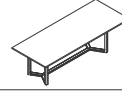
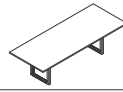
**Long grommet**

- Silver metallic painted metal doors
- Black power insert

# Verlay Leg Configurations



Modular Width	Parametric Width	Wood Leg	Wood Standing Leg	X-Leg
<b>Round Tables</b>				
42"	42"- 47 <sup>15</sup> / <sub>16</sub> "	YES	N.A.	YES
48"	48"- 53 <sup>15</sup> / <sub>16</sub> "	YES	N.A.	YES
54"	54"- 59 <sup>15</sup> / <sub>16</sub> "	YES	N.A.	YES
60"	60"	YES	N.A.	YES
<b>Gumdrop Tables</b>				
42"	42"- 47 <sup>15</sup> / <sub>16</sub> "	YES	N.A.	N.A.
48"	48"- 53 <sup>15</sup> / <sub>16</sub> "	YES	N.A.	N.A.
54"	54"- 59 <sup>15</sup> / <sub>16</sub> "	YES	N.A.	N.A.
60"	60"- 65 <sup>15</sup> / <sub>16</sub> "	YES	N.A.	N.A.
66"	66"	YES	N.A.	N.A.
<b>Square Tables, Straight Shape</b>				
42"	42"- 47 <sup>15</sup> / <sub>16</sub> "	YES	YES	YES
48"	48"- 53 <sup>15</sup> / <sub>16</sub> "	YES	YES	YES
54"	54"- 59 <sup>15</sup> / <sub>16</sub> "	N.A.	N.A.	YES
60"	60"	N.A.	N.A.	YES
<b>Square Tables, Softened Shape</b>				
42"	42"- 47 <sup>15</sup> / <sub>16</sub> "	YES	N.A.	YES
48"	48"- 53 <sup>15</sup> / <sub>16</sub> "	YES	N.A.	YES
54"	54"- 59 <sup>15</sup> / <sub>16</sub> "	N.A.	N.A.	YES
60"	60"	N.A.	N.A.	YES
<b>Rectangle Tables, Straight Shape</b>				
66"	66"- 71 <sup>15</sup> / <sub>16</sub> "	N.A.	N.A.	N.A.
72"	72"- 83 <sup>15</sup> / <sub>16</sub> "	YES	N.A.	N.A.
84"	84"-95 <sup>15</sup> / <sub>16</sub> "	YES	N.A.	N.A.
96"	96"- 101 <sup>15</sup> / <sub>16</sub> "	YES	YES	N.A.
	102"-107 <sup>15</sup> / <sub>16</sub> "	N.A.	N.A.	N.A.
108"	108"-119 <sup>15</sup> / <sub>16</sub> "	N.A.	N.A.	N.A.
120"	120"-143 <sup>15</sup> / <sub>16</sub> "	N.A.	N.A.	N.A.
144"	144"-149 <sup>15</sup> / <sub>16</sub> "	N.A.	N.A.	N.A.
	150"-167 <sup>15</sup> / <sub>16</sub> "	N.A.	N.A.	N.A.
168"	168"-191 <sup>15</sup> / <sub>16</sub> "	N.A.	N.A.	N.A.
192"	192"-203 <sup>15</sup> / <sub>16</sub> "	N.A.	N.A.	N.A.
	204"-215 <sup>15</sup> / <sub>16</sub> "	N.A.	N.A.	N.A.
216"	216"	N.A.	N.A.	N.A.



Modular Width	Parametric Width	U-Leg	Trestle Leg	Split Trestle Leg	Asymmetrical Trestle Leg
---------------	------------------	-------	-------------	-------------------	--------------------------

#### Round Tables

42"	42" - 47 <sup>15</sup> / <sub>16</sub> "	N.A.	N.A.	N.A.	N.A.
48"	48" - 53 <sup>15</sup> / <sub>16</sub> "	N.A.	N.A.	N.A.	N.A.
54"	54" - 59 <sup>15</sup> / <sub>16</sub> "	N.A.	N.A.	N.A.	N.A.
60"	60"	N.A.	N.A.	N.A.	N.A.

#### Gumdrop Tables

42"	42" - 47 <sup>15</sup> / <sub>16</sub> "	N.A.	N.A.	N.A.	N.A.
48"	48" - 53 <sup>15</sup> / <sub>16</sub> "	N.A.	N.A.	N.A.	N.A.
54"	54" - 59 <sup>15</sup> / <sub>16</sub> "	N.A.	N.A.	N.A.	N.A.
60"	60" - 65 <sup>15</sup> / <sub>16</sub> "	N.A.	N.A.	N.A.	N.A.
66"	66"	N.A.	N.A.	N.A.	N.A.

#### Square Tables, Straight Shape

42"	42" - 47 <sup>15</sup> / <sub>16</sub> "	N.A.	N.A.	N.A.	N.A.
48"	48" - 53 <sup>15</sup> / <sub>16</sub> "	N.A.	N.A.	N.A.	N.A.
54"	54" - 59 <sup>15</sup> / <sub>16</sub> "	N.A.	N.A.	N.A.	N.A.
60"	60"	N.A.	N.A.	N.A.	N.A.

#### Square Tables, Softened Shape

42"	42" - 47 <sup>15</sup> / <sub>16</sub> "	N.A.	N.A.	N.A.	N.A.
48"	48" - 53 <sup>15</sup> / <sub>16</sub> "	N.A.	N.A.	N.A.	N.A.
54"	54" - 59 <sup>15</sup> / <sub>16</sub> "	N.A.	N.A.	N.A.	N.A.
60"	60"	N.A.	N.A.	N.A.	N.A.

#### Rectangle Tables, Straight Shape

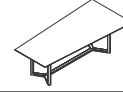
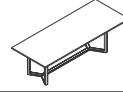
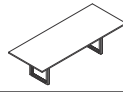
66"	66" - 71 <sup>15</sup> / <sub>16</sub> "	2	N.A.	N.A.	N.A.
72"	72" - 83 <sup>15</sup> / <sub>16</sub> "	2	N.A.	N.A.	N.A.
84"	84" - 95 <sup>15</sup> / <sub>16</sub> "	2	N.A.	N.A.	N.A.
96"	96" - 101 <sup>15</sup> / <sub>16</sub> "	2	42"D-48"D only	N.A.	N.A.
	102" - 107 <sup>15</sup> / <sub>16</sub> "	3	42"D-48"D only	N.A.	N.A.
108"	108" - 119 <sup>15</sup> / <sub>16</sub> "	3	42"D-48"D only	N.A.	N.A.
120"	120" - 143 <sup>15</sup> / <sub>16</sub> "	3	42"D-48"D only	42"D-48"D only	N.A.
144"	144" - 149 <sup>15</sup> / <sub>16</sub> "	3	N.A.	42"D-48"D only	N.A.
	150" - 167 <sup>15</sup> / <sub>16</sub> "	4	N.A.	N.A.	N.A.
168"	168" - 191 <sup>15</sup> / <sub>16</sub> "	4	N.A.	N.A.	N.A.
192"	192" - 203 <sup>15</sup> / <sub>16</sub> "	4	N.A.	N.A.	N.A.
	204" - 215 <sup>15</sup> / <sub>16</sub> "	5	N.A.	N.A.	N.A.
216"	216"	5	N.A.	N.A.	N.A.

Verlay Leg Configurations, continued



Modular Width	Parametric Width	Wood Leg	Wood Standing Leg	X-Leg
<b>Rectangle Tables, Softened Shape</b>				
66"	66"-71 <sup>15</sup> / <sub>16</sub> "	N.A.	N.A.	N.A.
72"	72"-83 <sup>15</sup> / <sub>16</sub> "	YES	N.A.	N.A.
84"	84"-95 <sup>15</sup> / <sub>16</sub> "	YES	N.A.	N.A.
96"	96"-101 <sup>15</sup> / <sub>16</sub> "	YES	N.A.	N.A.
	102"-107 <sup>15</sup> / <sub>16</sub> "	N.A.	N.A.	N.A.
108"	108"-119 <sup>15</sup> / <sub>16</sub> "	N.A.	N.A.	N.A.
120"	120"-143 <sup>15</sup> / <sub>16</sub> "	N.A.	N.A.	N.A.
144"	144"-149 <sup>15</sup> / <sub>16</sub> "	N.A.	N.A.	N.A.
	150"-167 <sup>15</sup> / <sub>16</sub> "	N.A.	N.A.	N.A.
168"	168"-191 <sup>15</sup> / <sub>16</sub> "	N.A.	N.A.	N.A.
192"	192"-203 <sup>15</sup> / <sub>16</sub> "	N.A.	N.A.	N.A.
	204"-215 <sup>15</sup> / <sub>16</sub> "	N.A.	N.A.	N.A.
216"	216"	N.A.	N.A.	N.A.
<b>Sightline Tables, Straight Shape</b>				
72"	72"-95 <sup>15</sup> / <sub>16</sub> "	YES	N.A.	N.A.
96"	96"-107 <sup>15</sup> / <sub>16</sub> "	YES	N.A.	N.A.
108"	108"-119 <sup>15</sup> / <sub>16</sub> "	N.A.	N.A.	N.A.
120"	120"	N.A.	N.A.	N.A.
<b>Sightline Tables, Softened Shape</b>				
72"	72"-95 <sup>15</sup> / <sub>16</sub> "	YES	N.A.	N.A.
96"	96"-107 <sup>15</sup> / <sub>16</sub> "	YES	N.A.	N.A.
108"	108"-119 <sup>15</sup> / <sub>16</sub> "	N.A.	N.A.	N.A.
120"	120"	N.A.	N.A.	N.A.





Modular Width	Parametric Width	U-Leg	Trestle Leg	Split Trestle Leg	Asymmetrical Trestle Leg
---------------	------------------	-------	-------------	-------------------	--------------------------

**Rectangle Tables, Softened Shape**

66"	66"-71 <sup>15</sup> / <sub>16</sub> "	N.A.	N.A.	N.A.	N.A.
72"	72"-83 <sup>15</sup> / <sub>16</sub> "	N.A.	N.A.	N.A.	N.A.
84"	84"-95 <sup>15</sup> / <sub>16</sub> "	N.A.	N.A.	N.A.	N.A.
96"	96"-101 <sup>15</sup> / <sub>16</sub> "	N.A.	42"D-48"D only	N.A.	N.A.
	102"-107 <sup>15</sup> / <sub>16</sub> "	N.A.	42"D-48"D only	N.A.	N.A.
108"	108"-119 <sup>15</sup> / <sub>16</sub> "	N.A.	42"D-48"D only	N.A.	N.A.
120"	120"-143 <sup>15</sup> / <sub>16</sub> "	N.A.	42"D-48"D only	42"D-48"D only	N.A.
144"	144"-149 <sup>15</sup> / <sub>16</sub> "	N.A.	N.A.	42"D-48"D only	N.A.
	150"-167 <sup>15</sup> / <sub>16</sub> "	N.A.	N.A.	N.A.	N.A.
168"	168"-191 <sup>15</sup> / <sub>16</sub> "	N.A.	N.A.	N.A.	N.A.
192"	192"-203 <sup>15</sup> / <sub>16</sub> "	N.A.	N.A.	N.A.	N.A.
	204"-215 <sup>15</sup> / <sub>16</sub> "	N.A.	N.A.	N.A.	N.A.
216"	216"	N.A.	N.A.	N.A.	N.A.



























**Sightline Tables, Straight Shape**

72"	72"-95 <sup>15</sup> / <sub>16</sub> "	N.A.	N.A.	N.A.	N.A.
96"	96"-107 <sup>15</sup> / <sub>16</sub> "	N.A.	N.A.	N.A.	YES
108"	108"-119 <sup>15</sup> / <sub>16</sub> "	N.A.	N.A.	N.A.	YES
120"	120"	N.A.	N.A.	N.A.	YES


**Sightline Tables, Softened Shape**

72"	72"-95 <sup>15</sup> / <sub>16</sub> "	N.A.	N.A.	N.A.	N.A.
96"	96"-107 <sup>15</sup> / <sub>16</sub> "	N.A.	N.A.	N.A.	YES
108"	108"-119 <sup>15</sup> / <sub>16</sub> "	N.A.	N.A.	N.A.	YES
120"	120"	N.A.	N.A.	N.A.	YES

# Verlay Grommet Availability Matrix

Modular Width	CC Grommets					
	One	Two	Three	Four	Six	Eight
<b>Round Tables</b>						
42"		N.A.	N.A.	N.A.	N.A.	N.A.
48"		N.A.	N.A.	N.A.	N.A.	N.A.
54"			N.A.	N.A.	N.A.	N.A.
60"			N.A.	N.A.	N.A.	N.A.
<b>Square Tables</b>						
42"		N.A.	N.A.	N.A.	N.A.	N.A.
48"		N.A.	N.A.	N.A.	N.A.	N.A.
54"			N.A.	N.A.	N.A.	N.A.
60"			N.A.	N.A.	N.A.	N.A.
<b>Square Tables, Softened Shape</b>						
42"		N.A.	N.A.	N.A.	N.A.	N.A.
48"		N.A.	N.A.	N.A.	N.A.	N.A.
54"			N.A.	N.A.	N.A.	N.A.
60"			N.A.	N.A.	N.A.	N.A.
<b>Gumdrop Tables</b>						
42"		N.A.	N.A.	N.A.	N.A.	N.A.
48"		N.A.	N.A.	N.A.	N.A.	N.A.
54"			N.A.	N.A.	N.A.	N.A.
60"			N.A.	N.A.	N.A.	N.A.
66"			N.A.	N.A.	N.A.	N.A.

*Tip: For parametric sized tops, refer to the next smallest size for grommets, however, some exceptions apply. For exceptions, refer to CET/SmartTools or electronic catalog for specific sizes.*

Modular Width	Long Grommets			
	One	Two	Three	Four
<b>Round Tables</b>				
42"	N.A.	N.A.	N.A.	N.A.
48"	N.A.	N.A.	N.A.	N.A.
54"	N.A.	N.A.	N.A.	N.A.
60"	N.A.	N.A.	N.A.	N.A.
<b>Square Tables</b>				
42"	N.A.	N.A.	N.A.	N.A.
48"	N.A.	N.A.	N.A.	N.A.
54"	N.A.	N.A.	N.A.	N.A.
60"	N.A.	N.A.	N.A.	N.A.
<b>Square Tables, Softened Shape</b>				
72"	N.A.	N.A.	N.A.	N.A.
96"	N.A.	N.A.	N.A.	N.A.
108"	N.A.	N.A.	N.A.	N.A.
120"	N.A.	N.A.	N.A.	N.A.
<b>Gumdrop Tables</b>				
42"	N.A.	N.A.	N.A.	N.A.
48"	N.A.	N.A.	N.A.	N.A.
54"	N.A.	N.A.	N.A.	N.A.
60"	N.A.	N.A.	N.A.	N.A.
66"		N.A.	N.A.	N.A.


















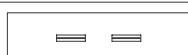

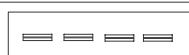
















Verlay Grommet Availability Matrix, continued

Modular Width	CC Grommets					
	One	Two	Three	Four	Six	Eight
<b>Rectangle Tables, Straight</b>						
72"	- *	- -	N.A.	= =	N.A.	N.A.
84"	- *	- -	N.A.	= =	N.A.	N.A.
96"	- *	- -	- - -	= =	N.A.	N.A.
108" (size available in metal legs only)	N.A.	- -	- - -	= =	N.A.	N.A.
120" (size available in metal legs only)	N.A.	- -	- - -	= =	N.A.	N.A.
144" (size available in metal legs only)	N.A.	N.A.	- - -	= =	= = =	N.A.
168" (size available in metal legs only)	N.A.	N.A.	- - -	= =	= = =	N.A.
192" (size available in metal legs only)	N.A.	N.A.	- - -	= =	= = =	= = = =
216" (size available in metal legs only)	N.A.	N.A.	- - -	= =	= = =	= = = =
<b>Rectangle Tables, Softened</b>						
72"	- *	- -	N.A.	N.A.	N.A.	N.A.
84"	- *	- -	N.A.	= =	N.A.	N.A.
96"	- *	- -	- - -	= =	N.A.	N.A.
108" (size available in metal legs only)	N.A.	- -	- - -	= =	N.A.	N.A.
120" (size available in metal legs only)	N.A.	- -	- - -	= =	N.A.	N.A.
144" (size available in metal legs only)	N.A.	N.A.	- - -	= =	= = =	N.A.

\*Wood legs only

\*\*Metal legs only

Tip: For parametric sized tops, refer to the next smallest size for grommets, however, some exceptions apply. For exceptions, refer to CET/SmartTools or electronic catalog for specific sizes.

Modular Width	Long Grommets			
	One	Two	Three	Four
<b>Rectangle Tables</b>				
66"		N.A.	N.A.	N.A.
72"		N.A.	N.A.	N.A.
84"		N.A.	N.A.	N.A.
96"			N.A.	N.A.
108" (size available in metal legs only)			N.A.	N.A.
120" (size available in metal legs only)			N.A.	N.A.
144" (size available in metal legs only)				N.A.
168" (size available in metal legs only)				
192" (size available in metal legs only)				
216" (size available in metal legs only)				
<b>Rectangle Tables, Softened</b>				
66" (grommet available in wood legs only)		N.A.	N.A.	N.A.
72" (grommet available in wood legs only)		N.A.	N.A.	N.A.
84" (grommet available in wood legs only)		N.A.	N.A.	N.A.
96"		 **	N.A.	N.A.
108" (size available in metal legs only)		 **	N.A.	N.A.
120" (size available in metal legs only)			N.A.	N.A.
144" (size available in metal legs only)		 *	 *	N.A.



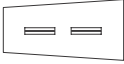

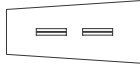

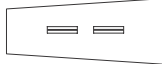







\*Exception: Available with trestle base only  
 \*\*Exception: Available with split trestle base only

Verlay Grommet Availability Matrix, continued

Modular Width	CC Grommets					
	One	Two	Three	Four	Six	Eight
<b>Sightline Tables, Straight Shape</b>						
72"W (size available in wood legs only)			N.A.	N.A.	N.A.	N.A.
96"W					N.A.	N.A.
108"W (size available in metal legs only)	N.A.				N.A.	N.A.
120"W (size available in metal legs only)	N.A.				N.A.	N.A.
<b>Sightline Tables, Softened Shape</b>						
72"W (size available in wood legs only)			N.A.	N.A.	N.A.	N.A.
96"W					N.A.	N.A.
108"W (size available in metal legs only)	N.A.				N.A.	N.A.
120"W (size available in metal legs only)	N.A.				N.A.	N.A.

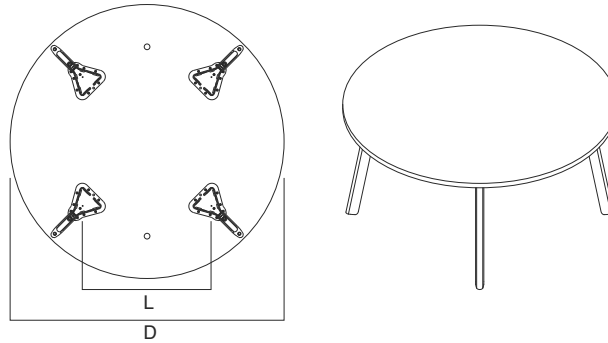
\*Wood legs only

Tip: For parametric sized tops, refer to the next smallest size for grommets, however, some exceptions apply. For exceptions, refer to CET/SmartTools or electronic catalog for specific sizes.

Modular Width	Long Grommets			
	One	Two	Three	Four
<b>Sightline Tables, Straight Shape</b>				
72"W (size available in wood legs only)		N.A.	N.A.	N.A.
96"W			N.A.	N.A.
108"W (size available in metal legs only)			N.A.	N.A.
120"W (size available in metal legs only)			N.A.	N.A.
<b>Sightline Tables, Softened Shape</b>				
72"W (size available in wood legs only)		N.A.	N.A.	N.A.
96"W			N.A.	N.A.
108"W (size available in metal legs only)			N.A.	N.A.
120"W (size available in metal legs only)			N.A.	N.A.

# Verlay Table Base Dimensions

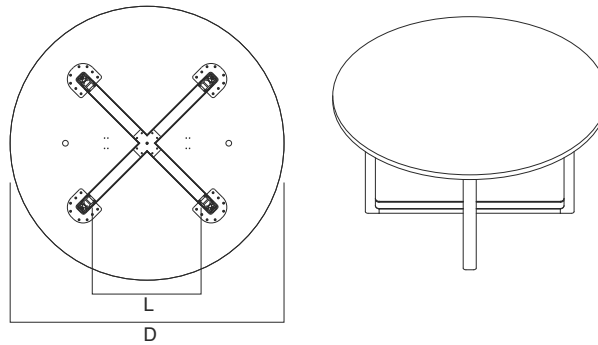
## Round Table with Wood Legs (VLYRWL)



### Actual Dimensions

Depth	Length
42"	17.377"
48"	21.62"
54"	25.862"
60"	30.105"

## Round Table with Wood Legs (VLYRWL)

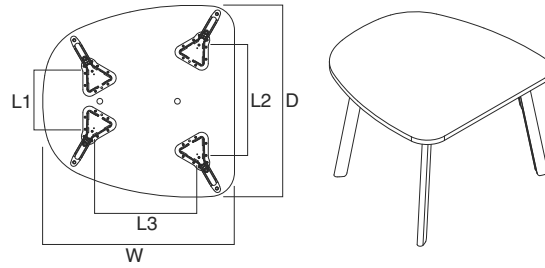


### Actual Dimensions

Depth	Length
42"	16.5"
48"	16.5"
54"	24.986"
60"	24.986"



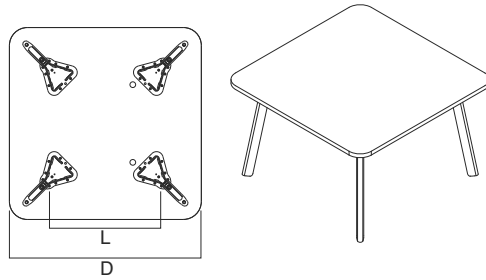
### Gumdrop Table with Wood Legs (VLYGDWL)



#### Actual Dimensions

D	W	L1	L2	L3
42"	42"	14.773"	26.222"	23.995"
42"	48"	14.773"	26.222"	29.084"
42"	54"	14.773"	26.222"	34.201"
42"	60"	14.773"	26.222"	39.358"
42"	66"	14.773"	26.222"	45.303"
48"	42"	20.773"	32.222"	23.995"
48"	48"	20.773"	32.222"	29.084"
48"	54"	20.773"	32.222"	34.201"
48"	60"	20.773"	32.222"	39.358"
48"	66"	20.773"	32.222"	45.303"

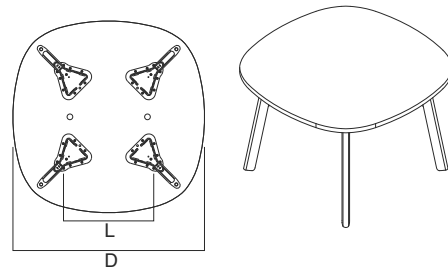
**Square Table with Wood Legs, Straight Shape (VLYSQWL)**



**Actual Dimensions**

Depth	Length
42"	24.135"
48"	30.135"

**Square Table with Wood Legs, Softened Shape (VLYSQWL)**

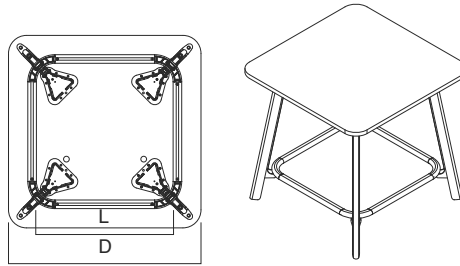


**Actual Dimensions**

Depth	Length
42"	19.318"
48"	25.318"

### Square Table with Wood Legs, Standing Height (VLYSQWLST)

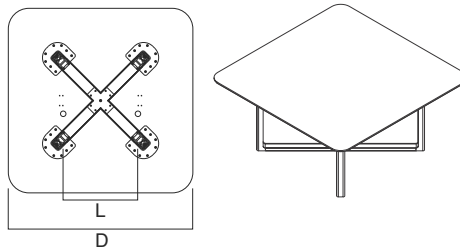
Note: Leg space measured at foot ring.



#### Actual Dimensions

Depth	Length
42"	30.606"
48"	36.606"

### Square Table with Metal Legs (VLYSQML)

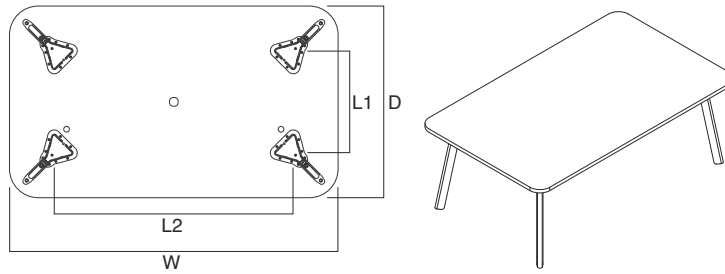


#### Actual Dimensions

Depth	Length
42"	16.5"
48"	24.986"
54"	24.986"
60"	33.471"

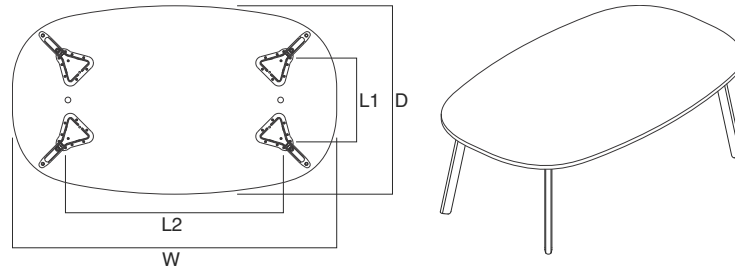


**Rectangle Table with Wood Legs, Straight Shape (VLYRECWL)**



Actual Dimensions			
D	W	L1	L2
42"	72"	24.135"	54.135"
42"	84"	24.135"	66.135"
42"	96"	24.135"	78.135"
48"	72"	30.135"	54.135"
48"	84"	30.135"	66.135"
48"	96"	30.135"	78.135"

**Rectangle Table with Wood Legs, Softened Shape (VLYRECWL)**

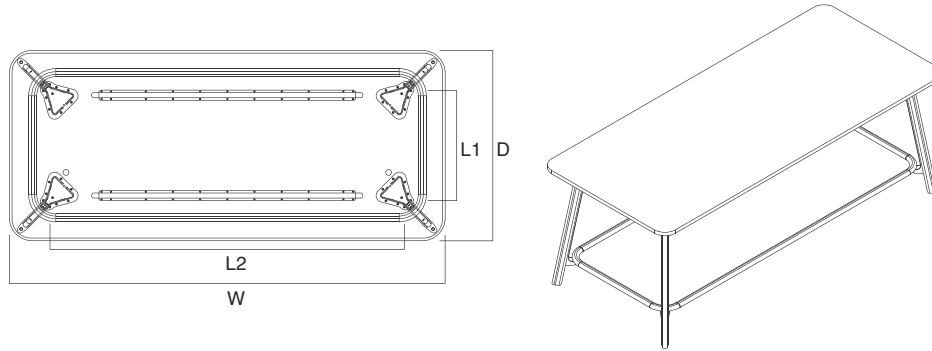


**Actual Dimensions**

<b>D</b>	<b>W</b>	<b>L1</b>	<b>L2</b>
42"	72"	17.783"	47.783"
42"	84"	17.783"	59.783"
42"	96"	17.783"	71.783"
48"	72"	23.783"	47.783"
48"	84"	23.783"	59.783"
48"	96"	23.783"	71.783"

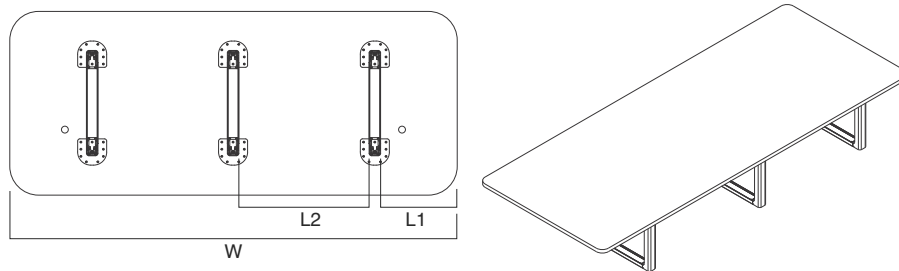
**Rectangle Table with Wood Legs, Standing Height (VLYRECWLST)**

*Note: Leg space measured at foot ring.*



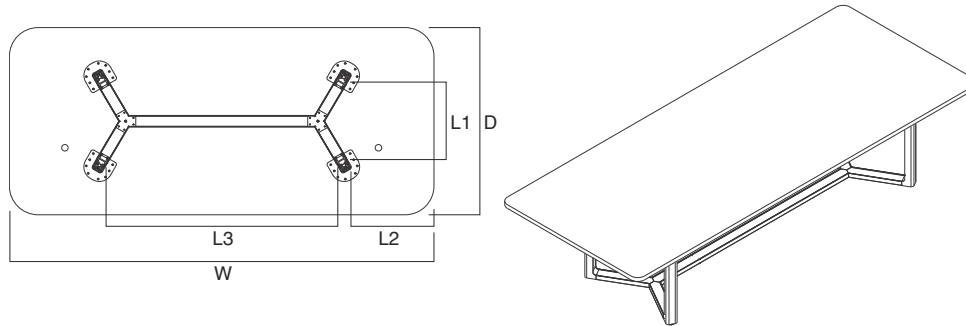
Actual Dimensions			
D	W	L1	L2
42"	96"	30.606"	84.606"
48"	96"	36.606"	84.606"

**Rectangle Table with Metal Legs, Straight Shape, U-Leg (VLYRECML)**



Actual Dimensions		
W	L1	L2
66"	15.687"	29.375"
72"	17.388"	31.974"
84"	17.388"	43.974"
96"	17.388"	56.281"
108"	17.388"	32.674"
120"	17.388"	38.674"
144"	17.388"	50.674"
168"	17.388"	40.91"
192"	17.388"	48.91"
216"	17.388"	42.025"

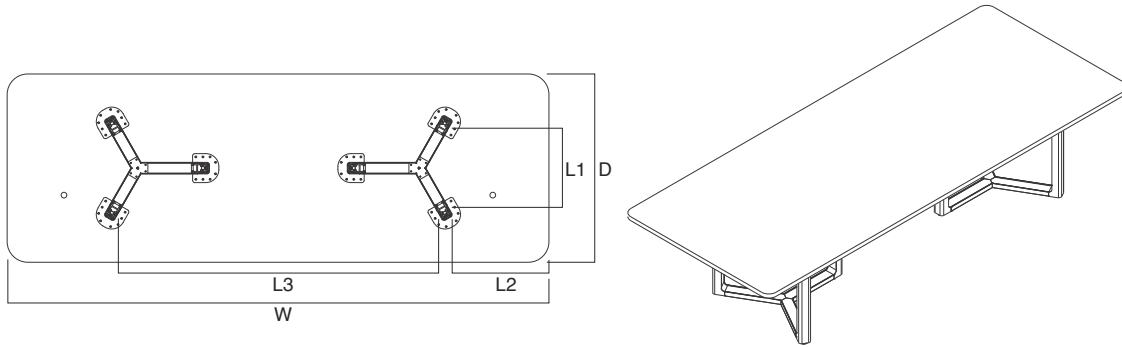
### Rectangle Table with Metal Legs, Trestle Leg (VLYRECML)



#### Actual Dimensions

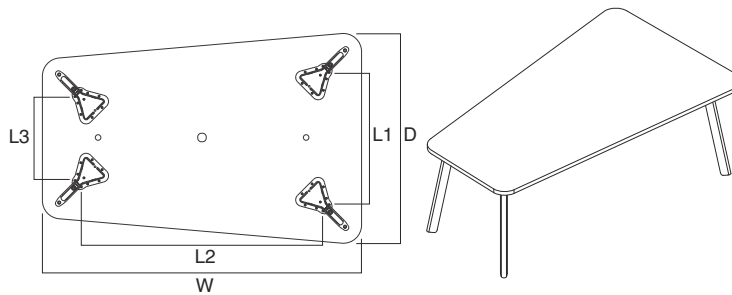
D	W	L1	L2	L2
42"	96"	17.611"	18.84"	52.168"
42"	108"	17.611"	24.84"	52.168"
42"	120"	17.611"	24.84"	64.168"
48"	96"	22.807"	17.34"	55.184"
48"	108"	22.807"	23.34"	55.168"
48"	120"	22.807"	23.34"	67.168"

**Rectangle Table with Metal Legs, Trestle Leg (VLYRECML)**



Actual Dimensions				
D	W	L1	L2	L3
42"	120"	17.611"	21.463"	70.921"
42"	144"	17.611"	16.962"	103.921"
48"	120"	22.807"	19.963"	73.921"
48"	144"	22.807"	15.466"	106.913"

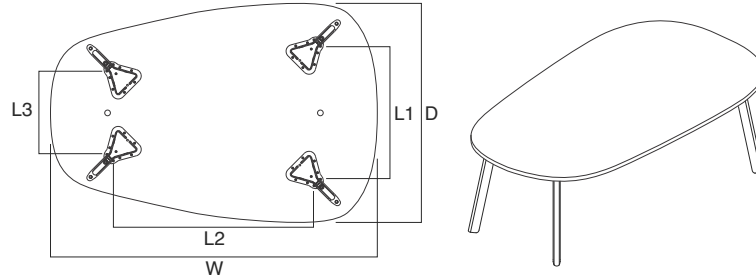
**Sightline Table with Wood Legs, Straight Shape (VLYSTLWL)**



Actual Dimensions				
D	W	L1	L2	L3
42"	72"	23.82"	54.202"	18.443"
42"	96"	23.883"	78.184"	18.38"
48"	72"	29.57"	54.408"	18.693"
48"	96"	29.695"	78.333"	18.568"



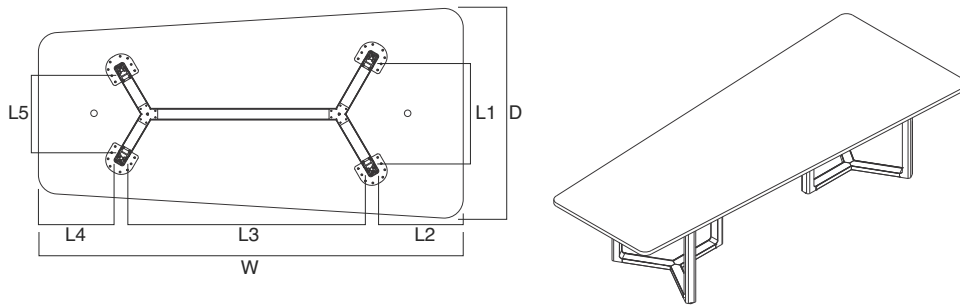
**Sightline Table with Wood Legs, Softened Shape (VLYSTLWL)**



**Actual Dimensions**

D	W	L1	L2	L3
42"	72"	22.972"	43.837"	18.019"
42"	96"	22.972"	67.812"	18.019"
48"	72"	28.972"	44.108"	18.019"
48"	96"	28.972"	67.988"	18.019"

**Sightline Table with Metal Legs (VLYSTLML)**



**Actual Dimensions**

W	L1	L2	L3	L4	L5
96"	22.807"	19.087"	53.731"	17.091"	17.611"
108"	22.807"	25.087"	53.731"	17.091"	17.611"
120"	22.807"	25.087"	65.719"	23.091"	17.934"

# Seated-Height Round Tables

With Wood Legs



► Need help?  
Product details,  
page 392

### Standard Includes

- Top: High-Pressure Laminate price group 1 with 3 mm plastic edge
- Long grain direction
- Solid wood legs: maple
- Leg bracket: paint price group 1
- Black mesh cable manager with velcro attachment

### Required to Specify

- 1 Style number
  - 2 Size option (see below under Required Selections)
  - 3 Diameter (see below under Required Selections)
  - 4 Edge profile (see below under Required Selections)
  - 5 Laminate color number for top, if selected
  - 6 Plastic color number for 3 mm plastic edge, if selected
  - 7 Paint color number for leg bracket
  - 8 Options, if selected (see below)
- See *Surface Materials*, page 454.

Required Selections	U.S. Price	Required to Specify
<b>Size Option</b>	• Modular • Parametric	No cost No cost Specify with <i>modular</i> . Specify with <i>parametric</i> .

Diameter	Modular	Parametric	U.S. Price	Required to Specify
• 42" Dia.	• 42"–47 <sup>15</sup> / <sub>16</sub> " Dia.	• 42"–47 <sup>15</sup> / <sub>16</sub> " Dia.	Prices at right	Specify diameter.
• 48" Dia.	• 48"–53 <sup>15</sup> / <sub>16</sub> " Dia.	• 48"–53 <sup>15</sup> / <sub>16</sub> " Dia.	Prices at right	Specify diameter.
• 54" Dia.	• 54"–59 <sup>15</sup> / <sub>16</sub> " Dia.	• 54"–59 <sup>15</sup> / <sub>16</sub> " Dia.	Prices at right	Specify diameter.
• 60" Dia.	• 60" Dia.	• 60" Dia.	Prices at right	Specify diameter.

Edge Profile, 3 mm Plastic or Wood Veneer	U.S. Price	Required to Specify
• 3 mm plastic edge • 3 mm wood edge	No cost No cost	Specify with <i>3 mm plastic edge</i> . Specify with <i>3 mm wood edge</i> .

Edge Profile, Slice Plastic or Wood Veneer	Modular	Parametric	U.S. Price	Required to Specify
• 42" Dia.	• 42"–47 <sup>15</sup> / <sub>16</sub> " Dia.	• 42"–47 <sup>15</sup> / <sub>16</sub> " Dia.	+\$331	Specify with <i>slice plastic or wood edge</i> .
• 48" Dia.	• 48"–53 <sup>15</sup> / <sub>16</sub> " Dia.	• 48"–53 <sup>15</sup> / <sub>16</sub> " Dia.	+\$363	Specify with <i>slice plastic or wood edge</i> .
• 54" Dia.	• 54"–59 <sup>15</sup> / <sub>16</sub> " Dia.	• 54"–59 <sup>15</sup> / <sub>16</sub> " Dia.	+\$397	Specify with <i>slice plastic or wood edge</i> .
• 60" Dia.	• 60" Dia.	• 60" Dia.	+\$462	Specify with <i>slice plastic or wood edge</i> .

Edge Profile, Drop Wood Edge	Modular	Parametric	U.S. Price	Required to Specify
• 42" Dia.	• 42"–47 <sup>15</sup> / <sub>16</sub> " Dia.	• 42"–47 <sup>15</sup> / <sub>16</sub> " Dia.	+\$530	Specify with <i>drop wood edge</i> .
• 48" Dia.	• 48"–53 <sup>15</sup> / <sub>16</sub> " Dia.	• 48"–53 <sup>15</sup> / <sub>16</sub> " Dia.	+\$562	Specify with <i>drop wood edge</i> .
• 54" Dia.	• 54"–59 <sup>15</sup> / <sub>16</sub> " Dia.	• 54"–59 <sup>15</sup> / <sub>16</sub> " Dia.	+\$595	Specify with <i>drop wood edge</i> .
• 60" Dia.	• 60" Dia.	• 60" Dia.	+\$662	Specify with <i>drop wood edge</i> .

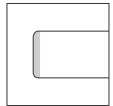
Options	U.S. Price	Required to Specify
---------	------------	---------------------

<b>Surface Materials</b>	<b>High-Pressure Laminate top</b>	See information at left See information at left +\$102 plus cost of laminate	Specify High-Pressure Laminate color number. Specify High-Pressure Laminate color number. ► See <i>Surface Materials Reference Manual</i> .
--------------------------	-----------------------------------	--	---

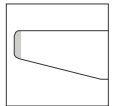
	<b>Composite veneer top</b>	Prices at right Prices at right	Specify composite veneer color number. Specify composite veneer color number.
--	-----------------------------	------------------------------------	--

	<b>Wood top</b>	Prices at right Prices at right Prices at right No cost	Specify wood color number. Specify wood color number. Specify wood color number. Specify with <i>Customiz stain</i> . ► See <i>Surface Materials Reference Manual</i> .
	• Full-fill finish on wood group 1	Prices at right	Specify full-fill finish number.

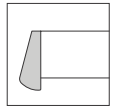
► Options, continued on next page



3 mm Edge, Plastic or Wood Veneer



Slice Edge, Plastic or Wood Veneer



Drop Edge, Solid Wood

Tip: Wood edge finish will match top finish.

**For laminate group 2 and 3 pricing, please refer to the electronic catalog or SmartTools.**



**For Canadian Pricing**  
Multiply U.S. Price by the Canadian price factor.  
► See page 1 for details.

► Options, continued from previous page

Options	U.S. Price	Required to Specify
<b>Surface Materials, continued</b>		
<b>Leg species</b>		
• Maple	No cost	Specify maple finish number.
• Oak	+\$198	Specify oak finish number.
• Walnut	+\$264	Specify walnut finish number.
<b>Leg bracket</b>		
• Paint price group 1	No cost	Specify paint color number.
• Paint price group 2	+\$109	Specify paint color number.
• Paint price group 3	+\$193	Specify paint color number.
<b>CC grommet</b>		
• Paint price group 1	No cost	Specify paint color number.
• Paint price group 2	+\$ 19	Specify paint color number.
• Paint price group 3	+\$ 27	Specify paint color number.
<b>CC grommet lid</b>		
• Paint price group 1	No cost	Specify paint color number.
• Paint price group 2	+\$ 9	Specify paint color number.
• Paint price group 3	+\$ 22	Specify paint color number.
<b>Grain Direction</b>		
• Long grain	No cost	Specify <i>with long grain</i> .
• No grain direction	No cost	Specify <i>with no grain direction</i> .
• Short grain	No cost	Specify <i>with short grain</i> .
<b>Grommet(s)</b>		
• No grommet	No cost	Specify <i>with no grommet</i> .
• CC grommet		
– One CC grommet	+\$198	Specify <i>with one CC grommet</i> .
– Two CC grommets	+\$396	Specify <i>with two CC grommets</i> .
<b>Surface Power</b>	<b>Available on tables with CC grommet(s) only</b>	
• Three power	+\$179	Specify <i>with three power</i> .
• Two power, two USB type A	+\$331	Specify <i>with two power, two USB type A</i> .
• One USB type C, two power	+\$462	Specify <i>with one USB type C, two power</i> .
• One USB type C, two USB type A, one power	+\$530	Specify <i>with one USB type C, two USB type A, one power</i> .
<b>Infeed</b>		
• Plug	No cost	Specify <i>with plug</i> .
• Hardwire	+\$ 39	Specify <i>with hardwire</i> .
<b>Hardwire Conduit Length</b>		
• 72"L	No cost	Specify <i>with 72"L</i> .
• 144"L	+\$100	Specify <i>with 144"L</i> .

Tip: Leg finish defaults to top surface finish if top surface is a maple, oak, or walnut species. With all other species of top surface, the leg is specifiable in any finish.

Tip: Composite veneer table tops do not provide an exact match to a solid wood leg.

Tip: When OLL top surface is selected, grain direction defaults to vertical.

► See Grommet Availability Matrix, page 402.

Specification Information

Style Number	Dimensions		U.S. Base Prices			Options (Add \$ to Base Price)			
			Lam. Price Group 1 Top	Comp. Veneer Group 1 Top	Wood Group 1 Top	Comp. Veneer Top	Wood Top		Full-Fill Finish on Wood
	Mod. Dia.	Para. Dia.				Group 2	Group 2	Group 3	Group 1
VLYRWL	42"	42"-47 <sup>15</sup> / <sub>16</sub> "	\$5321	\$5421	\$5421	+\$ 96	+\$ 96	+\$334	+\$34
	48"	48"-53 <sup>15</sup> / <sub>16</sub> "	\$5590	\$5723	\$5723	+\$ 96	+\$ 96	+\$334	+\$34
	54"	54"-59 <sup>15</sup> / <sub>16</sub> "	\$5870	\$6035	\$6035	+\$171	+\$171	+\$601	+\$63
	60"	60"	\$6163	\$6361	\$6361	+\$171	+\$171	+\$601	+\$63



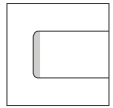
**For Canadian Pricing**  
Multiply U.S. Price by the Canadian price factor.  
► See page 1 for details.

# Seated-Height Gumdrop Tables

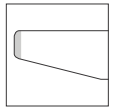
With Wood Legs



*Tip: Seated-height gumdrop tables are available only in a softened shape type.*



3 mm Edge,  
Plastic or Wood  
Veneer



Slice Edge,  
Plastic or Wood  
Veneer

*Tip: Wood edge finish will match top finish.*

*Tip: Solid drop wood edge not available on softened shapes.*



**For Canadian Pricing**

Multiply U.S. Price by the Canadian price factor.

▶ See page 1 for details.

Standard Includes	Required to Specify
<ul style="list-style-type: none"> <li>▶ Need help? Product details, page 392</li> <li>• Top: High-Pressure Laminate price group 1 with 3 mm plastic edge</li> <li>• Long grain direction</li> <li>• Softened shape type</li> <li>• Solid wood legs: maple</li> <li>• Leg bracket: paint price group 1</li> <li>• Black mesh cable manager with velcro attachment</li> </ul>	<ol style="list-style-type: none"> <li>1 Style number</li> <li>2 Size option (see below under Required Selections)</li> <li>3 Depth (see below under Required Selections)</li> <li>4 Width (see below under Required Selections)</li> <li>5 Edge profile (see below under Required Selections)</li> <li>6 Laminate color number for top, if selected</li> <li>7 Plastic color number for 3 mm plastic edge, if selected</li> <li>8 Paint color number for leg bracket</li> <li>9 Options, if selected (see below)</li> </ol> <p>▶ See <i>Surface Materials</i>, page 454.</p>

Required Selections		U.S. Price	Required to Specify				
<b>Size Option</b>	<ul style="list-style-type: none"> <li>• Modular</li> <li>• Parametric</li> </ul>	No cost No cost	Specify <i>with modular</i> . Specify <i>with parametric</i> .				
<b>Depth (Longest Side)</b>	<table border="0"> <tr> <td style="vertical-align: top;"><b>Modular</b></td> <td style="vertical-align: top;"><b>Parametric</b></td> </tr> <tr> <td> <ul style="list-style-type: none"> <li>• 42"D</li> <li>• 48"D</li> </ul> </td> <td> <ul style="list-style-type: none"> <li>• 42"D–47<sup>15</sup>/<sub>16</sub>"D</li> <li>• 48"D</li> </ul> </td> </tr> </table>	<b>Modular</b>	<b>Parametric</b>	<ul style="list-style-type: none"> <li>• 42"D</li> <li>• 48"D</li> </ul>	<ul style="list-style-type: none"> <li>• 42"D–47<sup>15</sup>/<sub>16</sub>"D</li> <li>• 48"D</li> </ul>	Prices at right Prices at right	Specify depth. Specify depth.
<b>Modular</b>	<b>Parametric</b>						
<ul style="list-style-type: none"> <li>• 42"D</li> <li>• 48"D</li> </ul>	<ul style="list-style-type: none"> <li>• 42"D–47<sup>15</sup>/<sub>16</sub>"D</li> <li>• 48"D</li> </ul>						
<b>Width</b>	<table border="0"> <tr> <td style="vertical-align: top;"><b>Modular</b></td> <td style="vertical-align: top;"><b>Parametric</b></td> </tr> <tr> <td> <ul style="list-style-type: none"> <li>• 42"W</li> <li>• 48"W</li> <li>• 54"W</li> <li>• 60"W</li> <li>• 66"W</li> </ul> </td> <td> <ul style="list-style-type: none"> <li>• 42"W–47<sup>15</sup>/<sub>16</sub>"W</li> <li>• 48"W–53<sup>15</sup>/<sub>16</sub>"W</li> <li>• 54"W–59<sup>15</sup>/<sub>16</sub>"W</li> <li>• 60"W–65<sup>15</sup>/<sub>16</sub>"W</li> <li>• 66"W</li> </ul> </td> </tr> </table>	<b>Modular</b>	<b>Parametric</b>	<ul style="list-style-type: none"> <li>• 42"W</li> <li>• 48"W</li> <li>• 54"W</li> <li>• 60"W</li> <li>• 66"W</li> </ul>	<ul style="list-style-type: none"> <li>• 42"W–47<sup>15</sup>/<sub>16</sub>"W</li> <li>• 48"W–53<sup>15</sup>/<sub>16</sub>"W</li> <li>• 54"W–59<sup>15</sup>/<sub>16</sub>"W</li> <li>• 60"W–65<sup>15</sup>/<sub>16</sub>"W</li> <li>• 66"W</li> </ul>	Prices at right Prices at right Prices at right Prices at right Prices at right	Specify width. Specify width. Specify width. Specify width. Specify width.
<b>Modular</b>	<b>Parametric</b>						
<ul style="list-style-type: none"> <li>• 42"W</li> <li>• 48"W</li> <li>• 54"W</li> <li>• 60"W</li> <li>• 66"W</li> </ul>	<ul style="list-style-type: none"> <li>• 42"W–47<sup>15</sup>/<sub>16</sub>"W</li> <li>• 48"W–53<sup>15</sup>/<sub>16</sub>"W</li> <li>• 54"W–59<sup>15</sup>/<sub>16</sub>"W</li> <li>• 60"W–65<sup>15</sup>/<sub>16</sub>"W</li> <li>• 66"W</li> </ul>						
<b>Edge Profile, 3 mm Plastic or Wood Veneer</b>	<ul style="list-style-type: none"> <li>• 3 mm plastic edge</li> <li>• 3 mm wood edge</li> </ul>	No cost No cost	Specify <i>with 3 mm plastic edge</i> . Specify <i>with 3 mm wood edge</i> .				
<b>Edge Profile, Slice Plastic or Wood Veneer</b>	<table border="0"> <tr> <td style="vertical-align: top;"><b>Modular</b></td> <td style="vertical-align: top;"><b>Parametric</b></td> </tr> <tr> <td> <ul style="list-style-type: none"> <li>• 42"W</li> <li>• 48"W</li> <li>• 54"W</li> <li>• 60"W</li> <li>• 66"W</li> </ul> </td> <td> <ul style="list-style-type: none"> <li>• 42"W–47<sup>15</sup>/<sub>16</sub>"W</li> <li>• 48"W–53<sup>15</sup>/<sub>16</sub>"W</li> <li>• 54"W–59<sup>15</sup>/<sub>16</sub>"W</li> <li>• 60"W–65<sup>15</sup>/<sub>16</sub>"W</li> <li>• 66"W</li> </ul> </td> </tr> </table>	<b>Modular</b>	<b>Parametric</b>	<ul style="list-style-type: none"> <li>• 42"W</li> <li>• 48"W</li> <li>• 54"W</li> <li>• 60"W</li> <li>• 66"W</li> </ul>	<ul style="list-style-type: none"> <li>• 42"W–47<sup>15</sup>/<sub>16</sub>"W</li> <li>• 48"W–53<sup>15</sup>/<sub>16</sub>"W</li> <li>• 54"W–59<sup>15</sup>/<sub>16</sub>"W</li> <li>• 60"W–65<sup>15</sup>/<sub>16</sub>"W</li> <li>• 66"W</li> </ul>	+\$331 +\$343 +\$358 +\$370 +\$384	Specify <i>with slice plastic or wood edge</i> . Specify <i>with slice plastic or wood edge</i> . Specify <i>with slice plastic or wood edge</i> . Specify <i>with slice plastic or wood edge</i> . Specify <i>with slice plastic or wood edge</i> .
<b>Modular</b>	<b>Parametric</b>						
<ul style="list-style-type: none"> <li>• 42"W</li> <li>• 48"W</li> <li>• 54"W</li> <li>• 60"W</li> <li>• 66"W</li> </ul>	<ul style="list-style-type: none"> <li>• 42"W–47<sup>15</sup>/<sub>16</sub>"W</li> <li>• 48"W–53<sup>15</sup>/<sub>16</sub>"W</li> <li>• 54"W–59<sup>15</sup>/<sub>16</sub>"W</li> <li>• 60"W–65<sup>15</sup>/<sub>16</sub>"W</li> <li>• 66"W</li> </ul>						

**For laminate group 2 and 3 pricing, please refer to the electronic catalog or SmartTools.**

*Tip: Leg finish defaults to top surface finish if top surface is a maple, oak, or walnut species. With all other species of top surface, the leg is specifiable in any finish.*

*Tip: Composite veneer table tops do not provide an exact match to a solid wood leg.*

*Tip: When OLL top surface is selected, grain direction defaults to vertical.*

► See *Grommet Availability Matrix*, page 402.

	Options	U.S. Price	Required to Specify
<b>Surface Materials</b>	<b>High-Pressure Laminate top</b>		
	• High-Pressure Laminate price group 2	See information at left	Specify High-Pressure Laminate color number.
	• High-Pressure Laminate price group 3	See information at left	Specify High-Pressure Laminate color number.
	• Open Line laminate (OLL)	+\$102 plus cost of laminate	► See <i>Surface Materials Reference Manual</i> .
	<b>Composite veneer top</b>		
	• Composite veneer group 1	Prices at right	Specify composite veneer color number.
	• Composite veneer group 2	Prices at right	Specify composite veneer color number.
	<b>Wood top</b>		
	• Wood group 1	Prices at right	Specify wood color number.
	• Wood group 2	Prices at right	Specify wood color number.
• Wood group 3	Prices at right	Specify wood color number.	
• Customiz stain	No cost	Specify with <i>Customiz stain</i> .	
• Full-fill finish on wood group 1	Prices at right	► See <i>Surface Materials Reference Manual</i> . Specify full-fill finish number.	
	<b>Leg species</b>		
	• Maple	No cost	Specify maple finish number.
	• Oak	+\$198	Specify oak finish number.
	• Walnut	+\$264	Specify walnut finish number.
	<b>Leg bracket</b>		
	• Paint price group 1	No cost	Specify paint color number.
	• Paint price group 2	+\$109	Specify paint color number.
	• Paint price group 3	+\$193	Specify paint color number.
	<b>CC grommet</b>		
	• Paint price group 1	No cost	Specify paint color number.
	• Paint price group 2	+\$ 19	Specify paint color number.
	• Paint price group 3	+\$ 27	Specify paint color number.
	<b>CC grommet lid</b>		
	• Paint price group 1	No cost	Specify paint color number.
	• Paint price group 2	+\$ 9	Specify paint color number.
	• Paint price group 3	+\$ 22	Specify paint color number.
	<b>Grain Direction</b>		
	• Long grain	No cost	Specify with <i>long grain</i> .
	• No grain direction	No cost	Specify with <i>no grain direction</i> .
	• Short grain	No cost	Specify with <i>short grain</i> .
	<b>Grommet(s)</b>		
	• No grommet	No cost	Specify with <i>no grommet</i> .
	• CC grommet		
	– One CC grommet	+\$198	Specify with <i>one CC grommet</i> .
	– Two CC grommets	+\$396	Specify with <i>two CC grommets</i> .
	• Long grommet		
	– One long grommet	+\$264	Specify with <i>one long grommet</i> .
	<b>Surface Power</b>		
	<b>Available on tables with CC grommet(s) only</b>		
	• Three power	+\$179	Specify with <i>three power</i> .
	• Two power, two USB type A	+\$331	Specify with <i>two power, two USB type A</i> .
	• One USB type C, two power	+\$462	Specify with <i>one USB type C, two power</i> .
	• One USB type C, two USB type A, one power	+\$530	Specify with <i>one USB type C, two USB type A, one power</i> .
	<b>Infeed</b>		
	• Plug	No cost	Specify with <i>plug</i> .
	• Hardwire	+\$ 39	Specify with <i>hardwire</i> .
	<b>Hardwire Conduit Length</b>		
	• 72"L	No cost	Specify with <i>72"L</i> .
	• 144"L	+\$100	Specify with <i>144"L</i> .

► **Specification Information, on next page**



**For Canadian Pricing**

Multiply U.S. Price by the Canadian price factor.

► See page 1 for details.

Seated-Height Gumdrop Tables, with Wood Legs, continued

► Options, on previous page

Specification Information

• Style Number	• Dimensions				• U.S. Base Prices			• Options (Add \$ to Base Price)			
	• Depth (Longest Side)		• Width		• Laminate Price Group 1 Top	• Composite Veneer Group 1 Top	• Wood Group 1 Top	• Composite Veneer Top		• Wood Top	
	• Modular Depth	• Parametric Depth	• Modular Width	• Parametric Width				• Composite Veneer Group 2	• Wood Group 2	• Wood Group 3	



Tip: The smallest side on a gumdrop table is always 6" shorter than the longest side. For example, a 42"D table would have a 36"D tapered side.

Style Number	Modular Depth	Parametric Depth	Modular Width	Parametric Width	Laminate Price Group 1 Top	Composite Veneer Group 1 Top	Wood Group 1 Top	Composite Veneer Group 2	Wood Group 2	Wood Group 3	Full-Fill Finish on Wood Group 1
VLYGDWL	42"	42"-47 <sup>15</sup> / <sub>16</sub> "	42"	42"-47 <sup>15</sup> / <sub>16</sub> "	\$5163	\$5263	\$5263	+\$ 98	+\$ 98	+\$331	+\$34
	42"	42"-47 <sup>15</sup> / <sub>16</sub> "	48"	48"-53 <sup>15</sup> / <sub>16</sub> "	\$5692	\$5825	\$5825	+\$146	+\$146	+\$344	+\$34
	42"	42"-47 <sup>15</sup> / <sub>16</sub> "	54"	54"-59 <sup>15</sup> / <sub>16</sub> "	\$6023	\$6188	\$6188	+\$195	+\$195	+\$359	+\$63
	42"	42"-47 <sup>15</sup> / <sub>16</sub> "	60"	60"-65 <sup>15</sup> / <sub>16</sub> "	\$6353	\$6551	\$6551	+\$243	+\$243	+\$374	+\$63
	42"	42"-47 <sup>15</sup> / <sub>16</sub> "	66"	66"	\$6685	\$6917	\$6917	+\$291	+\$291	+\$386	+\$63
	48"	48"	42"	42"-47 <sup>15</sup> / <sub>16</sub> "	\$5230	\$5395	\$5395	+\$ 98	+\$ 98	+\$331	+\$34
	48"	48"	48"	48"-53 <sup>15</sup> / <sub>16</sub> "	\$5758	\$5956	\$5956	+\$146	+\$146	+\$344	+\$34
	48"	48"	54"	54"-59 <sup>15</sup> / <sub>16</sub> "	\$6090	\$6322	\$6322	+\$195	+\$195	+\$359	+\$63
	48"	48"	60"	60"-65 <sup>15</sup> / <sub>16</sub> "	\$6421	\$6685	\$6685	+\$243	+\$243	+\$374	+\$63
	48"	48"	66"	66"	\$6749	\$7048	\$7048	+\$291	+\$291	+\$386	+\$63



**For Canadian Pricing**

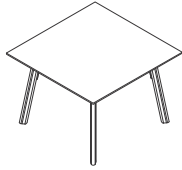
Multiply U.S. Price by the Canadian price factor.

► See page 1 for details.



# Seated-Height Square Tables


With Wood Legs



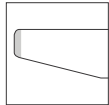
*Tip: Rounded and square corner shapes are only available on tables with straight shape type, not softened shape type.*

Standard Includes	Required to Specify
<ul style="list-style-type: none"> <li>▶ Need help? Product details, page 392</li> <li>• Top: High-Pressure Laminate price group 1 with 3 mm plastic edge</li> <li>• Long grain direction</li> <li>• Straight shape type</li> <li>• Solid wood legs: maple</li> <li>• Leg bracket: paint price group 1</li> <li>• Black mesh cable manager with velcro attachment</li> </ul>	<ol style="list-style-type: none"> <li>1 Style number</li> <li>2 Size option (see below under Required Selections)</li> <li>3 Width (see below under Required Selections)</li> <li>4 Corner shape (see below under Required Selections)</li> <li>5 Edge profile (see below under Required Selections)</li> <li>6 Laminate color number for top, if selected</li> <li>7 Plastic color number for 3 mm plastic edge, if selected</li> <li>8 Paint color number for leg bracket</li> <li>9 Options, if selected (see below)</li> </ol> <p>▶ See <i>Surface Materials</i>, page 454.</p>

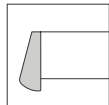
	Required Selections	U.S. Price	Required to Specify						
<b>Size Option</b>	<ul style="list-style-type: none"> <li>• Modular</li> <li>• Parametric</li> </ul>	No cost No cost	Specify with <i>modular</i> . Specify with <i>parametric</i> .						
<b>Width</b>	<table border="0"> <tr> <td><b>Modular</b></td> <td><b>Parametric</b></td> </tr> <tr> <td>• 42"W</td> <td>• 42"W–44½"W</td> </tr> <tr> <td>• 48"W</td> <td>• 44¾"W–48"W</td> </tr> </table>	<b>Modular</b>	<b>Parametric</b>	• 42"W	• 42"W–44½"W	• 48"W	• 44¾"W–48"W	Prices at right Prices at right	Specify width. Specify width.
<b>Modular</b>	<b>Parametric</b>								
• 42"W	• 42"W–44½"W								
• 48"W	• 44¾"W–48"W								
<b>Corner Shape</b>	<ul style="list-style-type: none"> <li>• Rounded</li> <li>• Square</li> </ul>	No cost No cost	Specify with <i>rounded corners</i> . Specify with <i>square corners</i> .						
<b>Edge Profile, 3 mm Plastic or Wood Veneer</b>	<ul style="list-style-type: none"> <li>• 3 mm plastic edge</li> <li>• 3 mm wood edge</li> </ul>	No cost No cost	Specify with <i>3 mm plastic edge</i> . Specify with <i>3 mm wood edge</i> .						
<b>Edge Profile, Slice Plastic or Wood Veneer</b>	<table border="0"> <tr> <td><b>Modular</b></td> <td><b>Parametric</b></td> </tr> <tr> <td>• 42"W</td> <td>• 42"W–44½"W</td> </tr> <tr> <td>• 48"W</td> <td>• 44¾"W–48"W</td> </tr> </table>	<b>Modular</b>	<b>Parametric</b>	• 42"W	• 42"W–44½"W	• 48"W	• 44¾"W–48"W	+\$331 +\$363	Specify with <i>slice plastic or wood edge</i> . Specify with <i>slice plastic or wood edge</i> .
<b>Modular</b>	<b>Parametric</b>								
• 42"W	• 42"W–44½"W								
• 48"W	• 44¾"W–48"W								
<b>Edge Profile, Drop Wood Edge</b>	<table border="0"> <tr> <td><b>Modular</b></td> <td><b>Parametric</b></td> </tr> <tr> <td>• 42"W</td> <td>• 42"W–44½"W</td> </tr> <tr> <td>• 48"W</td> <td>• 44¾"W–48"W</td> </tr> </table>	<b>Modular</b>	<b>Parametric</b>	• 42"W	• 42"W–44½"W	• 48"W	• 44¾"W–48"W	+\$530 +\$562	Specify with <i>drop wood edge</i> . Specify with <i>drop wood edge</i> .
<b>Modular</b>	<b>Parametric</b>								
• 42"W	• 42"W–44½"W								
• 48"W	• 44¾"W–48"W								



3 mm Edge, Plastic or Wood Veneer



Slice Edge, Plastic or Wood Veneer



Drop Edge, Solid Wood

*Tip: Wood edge finish will match top finish.*

*Tip: Solid drop wood edge not available on softened shapes.*

**For laminate group 2 and 3 pricing, please refer to the electronic catalog or SmartTools.**



**For Canadian Pricing** Multiply U.S. Price by the Canadian price factor.

▶ See page 1 for details.

	Options	U.S. Price	Required to Specify
<b>Surface Materials</b>	<p><b>High-Pressure Laminate top</b></p> <ul style="list-style-type: none"> <li>• High-Pressure Laminate price group 2</li> <li>• High-Pressure Laminate price group 3</li> <li>• Open Line laminate (OLL)</li> </ul> <p><b>Composite veneer top</b></p> <ul style="list-style-type: none"> <li>• Composite veneer group 1</li> <li>• Composite veneer group 2</li> </ul> <p><b>Wood top</b></p> <ul style="list-style-type: none"> <li>• Wood group 1</li> <li>• Wood group 2</li> <li>• Wood group 3</li> <li>• Customiz stain</li> </ul> <ul style="list-style-type: none"> <li>• Full-fill finish on wood group 1</li> </ul>	See information at left See information at left +\$102 plus cost of laminate Prices at right Prices at right Prices at right No cost Prices at right	Specify High-Pressure Laminate color number. Specify High-Pressure Laminate color number. ▶ See <i>Surface Materials Reference Manual</i> . Specify composite veneer color number. Specify composite veneer color number. Specify wood color number. Specify wood color number. Specify wood color number. Specify with <i>Customiz stain</i> . ▶ See <i>Surface Materials Reference Manual</i> . Specify full-fill finish number.

▶ **Options, continued on next page**



► Options, continued from previous page

Tip: Leg finish defaults to top surface finish if top surface is a maple, oak, or walnut species. With all other species of top surface, the leg is specifiable in any finish.

Tip: Composite veneer table tops do not provide an exact match to a solid wood leg.

Tip: When OLL top surface is selected, grain direction defaults to vertical.

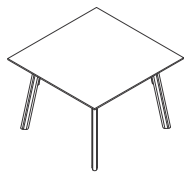
► See Grommet Availability Matrix, page 402.

Options	U.S. Price	Required to Specify
<b>Surface Materials, continued</b>		
<b>Leg species</b>		
• Maple	No cost	Specify maple finish number.
• Oak	+\$198	Specify oak finish number.
• Walnut	+\$264	Specify walnut finish number.
<b>Leg bracket</b>		
• Paint price group 1	No cost	Specify paint color number.
• Paint price group 2	+\$109	Specify paint color number.
• Paint price group 3	+\$193	Specify paint color number.
<b>CC grommet</b>		
• Paint price group 1	No cost	Specify paint color number.
• Paint price group 2	+\$ 19	Specify paint color number.
• Paint price group 3	+\$ 27	Specify paint color number.
<b>CC grommet lid</b>		
• Paint price group 1	No cost	Specify paint color number.
• Paint price group 2	+\$ 9	Specify paint color number.
• Paint price group 3	+\$ 22	Specify paint color number.
<b>Shape Type, Softened</b>		
<b>Modular</b>		
• 42"W		
• 48"W		
<b>Parametric</b>		
• 42"W-44 1/2"W	+\$385	Specify with softened shape type.
• 44 9/16"W-48"W	+\$482	Specify with softened shape type.
<b>Grain Direction</b>		
• Long grain	No cost	Specify with long grain.
• No grain direction	No cost	Specify with no grain direction.
• Short grain	No cost	Specify with short grain.
<b>Grommet</b>		
• No grommet	No cost	Specify with no grommet.
• One CC grommet	+\$198	Specify with one CC grommet.
<b>Surface Power</b>		
<b>Available on tables with CC grommet(s) only</b>		
• Three power	+\$179	Specify with three power.
• Two power, two USB type A	+\$331	Specify with two power, two USB type A.
• One USB type C, two power	+\$462	Specify with one USB type C, two power.
• One USB type C, two USB type A, one power	+\$530	Specify with one USB type C, two USB type A, one power.
<b>Infeed</b>		
• Plug	No cost	Specify with plug.
• Hardwire	+\$ 39	Specify with hardwire.
<b>Hardwire Conduit Length</b>		
• 72"L	No cost	Specify with 72"L.
• 144"L	+\$100	Specify with 144"L.



Specification Information

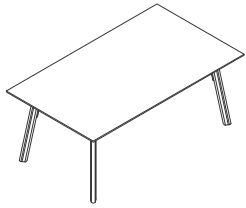
Style Number	Dimensions		U.S. Base Prices			Options (Add \$ to Base Price)			
	Modular Width	Parametric Width	Laminate Price Group 1 Top	Composite Veneer Group 1 Top	Wood Group 1 Top	Composite Veneer Top	Wood Top	Full-Fill	Finish
						Composite Veneer Group 2	Wood Group 2	Wood Group 3	on Wood Group 1



<b>VLYSQWL</b>	42"	42"-44 1/2"	\$5321	\$5421	\$5421	+\$96	+\$96	+\$334	+\$34
	48"	44 9/16"-48"	\$5590	\$5755	\$5755	+\$96	+\$96	+\$334	+\$34

# Seated-Height Rectangle Tables

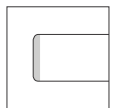
With Wood Legs



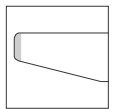
Tip: Rounded and square corner shapes are only available on tables with straight shape type, not softened shape type.

Standard Includes		Required to Specify
<ul style="list-style-type: none"> <li>▶ Need help? Product details, page 392</li> </ul>	<ul style="list-style-type: none"> <li>• Top: High-Pressure Laminate price group 1 with 3 mm plastic edge</li> <li>• Long grain direction</li> <li>• Straight shape type</li> <li>• Solid wood legs: maple</li> <li>• Leg bracket: paint price group 1</li> <li>• Black mesh cable manager with velcro attachment</li> </ul>	<ol style="list-style-type: none"> <li>1 Style number</li> <li>2 Size option (see below under Required Selections)</li> <li>3 Depth (see below under Required Selections)</li> <li>4 Width (see below under Required Selections)</li> <li>5 Corner shape (see below under Required Selections)</li> <li>6 Edge profile (see below under Required Selections)</li> <li>7 Laminate color number for top, if selected</li> <li>8 Plastic color number for 3 mm plastic edge, if selected</li> <li>9 Paint color number for leg bracket</li> <li>10 Options, if selected (see below)</li> </ol> <p>▶ See <i>Surface Materials</i>, page 454.</p>

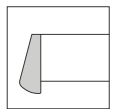
	Required Selections	U.S. Price	Required to Specify												
<b>Size Option</b>	<ul style="list-style-type: none"> <li>• Modular</li> <li>• Parametric</li> </ul>	No cost No cost	Specify with <i>modular</i> . Specify with <i>parametric</i> .												
<b>Depth</b>	<table border="0"> <tr> <td><b>Modular</b></td> <td><b>Parametric</b></td> </tr> <tr> <td>• 42"D</td> <td>• 42"D–47<sup>15</sup>/<sub>16</sub>"D</td> </tr> <tr> <td>• 48"D</td> <td>• 48"D</td> </tr> </table>	<b>Modular</b>	<b>Parametric</b>	• 42"D	• 42"D–47 <sup>15</sup> / <sub>16</sub> "D	• 48"D	• 48"D	Prices at right Prices at right	Specify depth. Specify depth.						
<b>Modular</b>	<b>Parametric</b>														
• 42"D	• 42"D–47 <sup>15</sup> / <sub>16</sub> "D														
• 48"D	• 48"D														
<b>Width</b>	<table border="0"> <tr> <td><b>Modular</b></td> <td><b>Parametric</b></td> </tr> <tr> <td>• 72"W</td> <td>• 72"W–83<sup>15</sup>/<sub>16</sub>"W</td> </tr> <tr> <td>• 84"W</td> <td>• 84"W–95<sup>15</sup>/<sub>16</sub>"W</td> </tr> <tr> <td>• 96"W</td> <td>• 96"W</td> </tr> </table>	<b>Modular</b>	<b>Parametric</b>	• 72"W	• 72"W–83 <sup>15</sup> / <sub>16</sub> "W	• 84"W	• 84"W–95 <sup>15</sup> / <sub>16</sub> "W	• 96"W	• 96"W	Prices at right Prices at right Prices at right	Specify width. Specify width. Specify width.				
<b>Modular</b>	<b>Parametric</b>														
• 72"W	• 72"W–83 <sup>15</sup> / <sub>16</sub> "W														
• 84"W	• 84"W–95 <sup>15</sup> / <sub>16</sub> "W														
• 96"W	• 96"W														
<b>Corner Shape</b>	<ul style="list-style-type: none"> <li>• Rounded</li> <li>• Square</li> </ul>	No cost No cost	Specify with <i>rounded corners</i> . Specify with <i>square corners</i> .												
<b>Edge Profile, 3 mm Plastic or Wood Veneer</b>	<ul style="list-style-type: none"> <li>• 3 mm plastic edge</li> <li>• 3 mm wood edge</li> </ul>	No cost No cost	Specify with <i>3 mm plastic edge</i> . Specify with <i>3 mm wood edge</i> .												
<b>Edge Profile, Slice Plastic or Wood Veneer</b>	<table border="0"> <tr> <td><b>Modular</b></td> <td><b>Parametric</b></td> <td></td> </tr> <tr> <td>• 72"W</td> <td>• 72"W–83<sup>15</sup>/<sub>16</sub>"W</td> <td>+\$462</td> </tr> <tr> <td>• 84"W</td> <td>• 84"W–95<sup>15</sup>/<sub>16</sub>"W</td> <td>+\$495</td> </tr> <tr> <td>• 96"W</td> <td>• 96"W</td> <td>+\$530</td> </tr> </table>	<b>Modular</b>	<b>Parametric</b>		• 72"W	• 72"W–83 <sup>15</sup> / <sub>16</sub> "W	+\$462	• 84"W	• 84"W–95 <sup>15</sup> / <sub>16</sub> "W	+\$495	• 96"W	• 96"W	+\$530		Specify with <i>slice plastic or wood edge</i> . Specify with <i>slice plastic or wood edge</i> . Specify with <i>slice plastic or wood edge</i> .
<b>Modular</b>	<b>Parametric</b>														
• 72"W	• 72"W–83 <sup>15</sup> / <sub>16</sub> "W	+\$462													
• 84"W	• 84"W–95 <sup>15</sup> / <sub>16</sub> "W	+\$495													
• 96"W	• 96"W	+\$530													
<b>Edge Profile, Drop Wood Edge</b>	<table border="0"> <tr> <td><b>Modular</b></td> <td><b>Parametric</b></td> <td></td> </tr> <tr> <td>• 72"W</td> <td>• 72"W–83<sup>15</sup>/<sub>16</sub>"W</td> <td>+\$662</td> </tr> <tr> <td>• 84"W</td> <td>• 84"W–95<sup>15</sup>/<sub>16</sub>"W</td> <td>+\$695</td> </tr> <tr> <td>• 96"W</td> <td>• 96"W</td> <td>+\$727</td> </tr> </table>	<b>Modular</b>	<b>Parametric</b>		• 72"W	• 72"W–83 <sup>15</sup> / <sub>16</sub> "W	+\$662	• 84"W	• 84"W–95 <sup>15</sup> / <sub>16</sub> "W	+\$695	• 96"W	• 96"W	+\$727		Specify with <i>drop wood edge</i> . Specify with <i>drop wood edge</i> . Specify with <i>drop wood edge</i> .
<b>Modular</b>	<b>Parametric</b>														
• 72"W	• 72"W–83 <sup>15</sup> / <sub>16</sub> "W	+\$662													
• 84"W	• 84"W–95 <sup>15</sup> / <sub>16</sub> "W	+\$695													
• 96"W	• 96"W	+\$727													



3 mm Edge, Plastic or Wood Veneer



Slice Edge, Plastic or Wood Veneer



Drop Edge, Solid Wood

Tip: Wood edge finish will match top finish.

Tip: Solid drop wood edge not available on softened shapes.

**For laminate group 2 and 3 pricing, please refer to the electronic catalog or SmartTools.**

	Options	U.S. Price	Required to Specify
<b>Surface Materials</b>	<b>High-Pressure Laminate top</b> <ul style="list-style-type: none"> <li>• High-Pressure Laminate price group 2</li> <li>• High-Pressure Laminate price group 3</li> <li>• Open Line laminate (OLL)</li> </ul>	See information at left See information at left +\$102 plus cost of laminate	Specify High-Pressure Laminate color number. Specify High-Pressure Laminate color number. ▶ See <i>Surface Materials Reference Manual</i> .

▶ Options, continue on next page

## ► Options, continued from previous page

	Options	U.S. Price	Required to Specify
<b>Surface Materials, continued</b>	<b>Composite veneer top</b>		
	• Composite veneer group 1	Prices at right	Specify composite veneer color number.
	• Composite veneer group 2	Prices at right	Specify composite veneer color number.
	<b>Wood top</b>		
	• Wood group 1	Prices at right	Specify wood color number.
	• Wood group 2	Prices at right	Specify wood color number.
	• Wood group 3	Prices at right	Specify wood color number.
	• Customiz stain	No cost	Specify with <i>Customiz stain</i> .
	• Full-fill finish on wood group 1	Prices at right	► See <i>Surface Materials Reference Manual</i> . Specify full-fill finish number.
	<b>Leg species</b>		
• Maple	No cost	Specify maple finish number.	
• Oak	+\$198	Specify oak finish number.	
• Walnut	+\$264	Specify walnut finish number.	
<b>Leg bracket</b>			
• Paint price group 1	No cost	Specify paint color number.	
• Paint price group 2	+\$109	Specify paint color number.	
• Paint price group 3	+\$193	Specify paint color number.	
<b>CC grommet</b>			
• Paint price group 1	No cost	Specify paint color number.	
• Paint price group 2	+\$ 19	Specify paint color number.	
• Paint price group 3	+\$ 27	Specify paint color number.	
<b>CC grommet lid</b>			
• Paint price group 1	No cost	Specify paint color number.	
• Paint price group 2	+\$ 9	Specify paint color number.	
• Paint price group 3	+\$ 22	Specify paint color number.	
<b>Shape Type, Softened</b>	<b>Modular</b>	<b>Parametric</b>	
	• 72"W	• 72"W–83 <sup>15</sup> / <sub>16</sub> "W	+\$462
	• 84"W	• 84"W–95 <sup>15</sup> / <sub>16</sub> "W	+\$595
	• 96"W	• 96"W	+\$727
			Specify with <i>softened shape type</i> . Specify with <i>softened shape type</i> . Specify with <i>softened shape type</i> .
<b>Grain Direction</b>	• Long grain	No cost	Specify with <i>long grain</i> .
	• No grain direction	No cost	Specify with <i>no grain direction</i> .
	• Short grain	No cost	Specify with <i>short grain</i> .
<b>Grommet(s)</b>	• No grommet	No cost	Specify with <i>no grommet</i> .
	• CC grommet		
	– One CC grommet	+\$198	Specify with <i>one CC grommet</i> .
	– Two CC grommets	+\$396	Specify with <i>two CC grommets</i> .
	– Three CC grommets	+\$594	Specify with <i>three CC grommets</i> .
	– Four CC grommets	+\$792	Specify with <i>four CC grommets</i> .
	• Long grommet		
	– One long grommet	+\$264	Specify with <i>one long grommet</i> .
	– Two long grommets	+\$528	Specify with <i>two long grommets</i> .
<b>Surface Power</b>	<b>Available on tables with CC grommet(s) only</b>		
	• Three power	+\$179	Specify with <i>three power</i> .
	• Two power, two USB type A	+\$331	Specify with <i>two power, two USB type A</i> .
	• One USB type C, two power	+\$462	Specify with <i>one USB type C, two power</i> .
	• One USB type C, two USB type A, one power	+\$530	Specify with <i>one USB type C, two USB type A, one power</i> .
<b>Infeed</b>	• Plug	No cost	Specify with <i>plug</i> .
	• Hardwire	+\$ 39	Specify with <i>hardwire</i> .
<b>Hardwire Conduit Length</b>	• 72"L	No cost	Specify with <i>72"L</i> .
	• 144"L	+\$100	Specify with <i>144"L</i> .

Tip: Leg finish defaults to top surface finish if top surface is a maple, oak, or walnut species. With all other species of top surface, the leg is specifiable in any finish.

Tip: Composite veneer table tops do not provide an exact match to a solid wood leg.

Tip: When OLL top surface is selected, grain direction defaults to vertical.

► See *Grommet Availability Matrix*, page 402.

## ► Specification Information, on next page

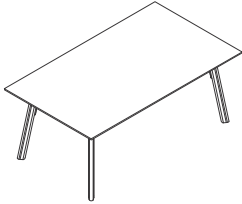
 **For Canadian Pricing**  
Multiply U.S. Price by the Canadian price factor.  
► See page 1 for details.

Seated-Height Rectangle Tables, with Wood Legs, continued

► Options, on previous page

**Specification Information**

• Style Number	• Dimensions				• U.S. Base Prices			• Options (Add \$ to Base Price)			
	• Depth (Longest Side)		• Width		• Laminate Price Group 1 Top	• Composite Veneer Group 1 Top	• Wood Group 1 Top	• Composite Veneer Top	• Wood Top		• Full-Fill Finish on Wood Group 1
	Modular Depth	Parametric Depth	Modular Width	Parametric Width				Composite Veneer Group 2	Wood Group 2	Wood Group 3	



• Style Number	• Depth (Longest Side)	• Width	• Laminate Price Group 1 Top	• Composite Veneer Group 1 Top	• Wood Group 1 Top	• Composite Veneer Top	• Wood Top	• Full-Fill Finish on Wood Group 1			
<b>VLYRECWL</b>	42"	42"-47 <sup>15</sup> / <sub>16</sub> "	72"	72"-83 <sup>15</sup> / <sub>16</sub> "	\$6517	\$6801	\$6801	+\$165	+\$165	+\$606	+\$98
	42"	42"-47 <sup>15</sup> / <sub>16</sub> "	84"	84"-95 <sup>15</sup> / <sub>16</sub> "	\$6715	\$7014	\$7014	+\$193	+\$193	+\$676	+\$98
	42"	42"-47 <sup>15</sup> / <sub>16</sub> "	96"	96"	\$6914	\$7245	\$7245	+\$221	+\$221	+\$744	+\$98
	48"	48"	72"	72"-83 <sup>15</sup> / <sub>16</sub> "	\$7047	\$7331	\$7331	+\$165	+\$165	+\$606	+\$98
	48"	48"	84"	84"-95 <sup>15</sup> / <sub>16</sub> "	\$7311	\$7642	\$7642	+\$193	+\$193	+\$676	+\$98
	48"	48"	96"	96"	\$7509	\$7872	\$7872	+\$221	+\$221	+\$744	+\$98



**For Canadian Pricing**

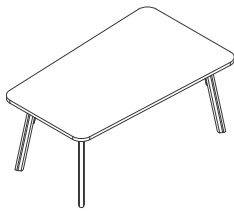
Multiply U.S. Price by the Canadian price factor.

► See page 1 for details.



# Seated-Height Sightline Tables

With Wood Legs



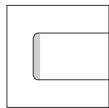
► Need help? Product details, page 392

### Standard Includes

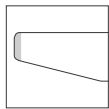
- Top: High-Pressure Laminate price group 1 with 3 mm plastic edge
- Long grain direction
- Straight shape type
- Solid wood legs: maple
- Leg bracket: paint price group 1
- Black mesh cable manager with velcro attachment

### Required to Specify

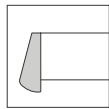
- 1 Style number
  - 2 Size option (see below under Required Selections)
  - 3 Depth (see below under Required Selections)
  - 4 Width (see below under Required Selections)
  - 5 Edge profile (see below under Required Selections)
  - 6 Laminate color number for top, if selected
  - 7 Plastic color number for 3 mm plastic edge, if selected
  - 8 Paint color number for leg bracket
  - 9 Options, if selected (see below)
- See *Surface Materials*, page 454.



3 mm Edge, Plastic or Wood Veneer



Slice Edge, Plastic or Wood Veneer



Drop Edge, Solid Wood

*Tip: Wood edge finish will match top finish.*

*Tip: Solid drop wood edge not available on softened shapes.*

**For laminate group 2 and 3 pricing, please refer to the electronic catalog or SmartTools.**



**For Canadian Pricing** Multiply U.S. Price by the Canadian price factor.

► See page 1 for details.

	Required Selections	U.S. Price	Required to Specify
--	---------------------	------------	---------------------

<b>Size Option</b>	<ul style="list-style-type: none"> <li>• Modular</li> <li>• Parametric</li> </ul>	No cost No cost	Specify with <i>modular</i> . Specify with <i>parametric</i> .
--------------------	---	--------------------	---

<b>Depth (Longest Side)</b>	<b>Modular</b>	<b>Parametric</b>	Prices at right Prices at right	Specify depth. Specify depth.
	<ul style="list-style-type: none"> <li>• 42"D</li> <li>• 48"D</li> </ul>	<ul style="list-style-type: none"> <li>• 42"D–47<sup>15</sup>/<sub>16</sub>"D</li> <li>• 48"D</li> </ul>		

<b>Width</b>	<b>Modular</b>	<b>Parametric</b>	Prices at right Prices at right	Specify width. Specify width.
	<ul style="list-style-type: none"> <li>• 72"W</li> <li>• 96"W</li> </ul>	<ul style="list-style-type: none"> <li>• 72"W–83<sup>15</sup>/<sub>16</sub>"W</li> <li>• 84"W–96"W</li> </ul>		

<b>Edge Profile, 3 mm Plastic or Wood Veneer</b>	• 3 mm plastic edge	No cost	Specify with <i>3 mm plastic edge</i> . Specify with <i>3 mm wood edge</i> .
	• 3 mm wood edge	No cost	

<b>Edge Profile, Slice Plastic or Wood Veneer</b>	<b>Modular</b>	<b>Parametric</b>	+\$462 +\$530	Specify with <i>slice plastic or wood edge</i> . Specify with <i>slice plastic or wood edge</i> .
	<ul style="list-style-type: none"> <li>• 72"W</li> <li>• 96"W</li> </ul>	<ul style="list-style-type: none"> <li>• 72"W–83<sup>15</sup>/<sub>16</sub>"W</li> <li>• 84"W–96"W</li> </ul>		

<b>Edge Profile, Drop Wood Edge</b>	<b>Modular</b>	<b>Parametric</b>	+\$662 +\$727	Specify with <i>drop wood edge</i> . Specify with <i>drop wood edge</i> .
	<ul style="list-style-type: none"> <li>• 72"W</li> <li>• 96"W</li> </ul>	<ul style="list-style-type: none"> <li>• 72"W–83<sup>15</sup>/<sub>16</sub>"W</li> <li>• 84"W–96"W</li> </ul>		

	Options	U.S. Price	Required to Specify
--	---------	------------	---------------------

<b>Surface Materials</b>	<b>High-Pressure Laminate top</b>		Specify High-Pressure Laminate color number. Specify High-Pressure Laminate color number. ► See <i>Surface Materials Reference Manual</i> .
	• High-Pressure Laminate price group 2	See information at left	
	• High-Pressure Laminate price group 3	See information at left	
	• Open Line laminate (OLL)	+\$102 plus cost of laminate	

	<b>Composite veneer top</b>		Specify composite veneer color number. Specify composite veneer color number.
	• Composite veneer group 1	Prices at right	
	• Composite veneer group 2	Prices at right	

	<b>Wood top</b>		Specify wood color number. Specify wood color number. Specify wood color number. Specify with <i>Customiz stain</i> . ► See <i>Surface Materials Reference Manual</i> . Specify full-fill finish number.
	• Wood group 1	Prices at right	
	• Wood group 2	Prices at right	
	• Wood group 3	Prices at right	
	• Customiz stain	No cost	
	• Full-fill finish on wood group 1	Prices at right	

► Options, continued on next page

## ► Options, continued from previous page

	Options	U.S. Price	Required to Specify	
<b>Surface Materials, continued</b>	<b>Leg species</b>			
	• Maple	No cost	Specify maple finish number.	
	• Oak	+\$198	Specify oak finish number.	
	• Walnut	+\$264	Specify walnut finish number.	
	<b>Leg bracket</b>			
	• Paint price group 1	No cost	Specify paint color number.	
	• Paint price group 2	+\$109	Specify paint color number.	
	• Paint price group 3	+\$193	Specify paint color number.	
	<b>CC grommet</b>			
	• Paint price group 1	No cost	Specify paint color number.	
	• Paint price group 2	+\$ 19	Specify paint color number.	
	• Paint price group 3	+\$ 27	Specify paint color number.	
	<b>CC grommet lid</b>			
	• Paint price group 1	No cost	Specify paint color number.	
	• Paint price group 2	+\$ 9	Specify paint color number.	
	• Paint price group 3	+\$ 22	Specify paint color number.	
<b>Shape Type, Softened</b>	<b>Modular</b>			
	• 72"W	• 72"—83 <sup>15</sup> / <sub>16</sub> "W	+\$462	Specify with softened shape type.
	• 96"W	• 84"—96"W	+\$727	Specify with softened shape type.
<b>Grain Direction</b>	• Long grain	No cost	Specify with long grain.	
	• No grain direction	No cost	Specify with no grain direction.	
	• Short grain	No cost	Specify with short grain.	
<b>Grommet(s)</b>	• No grommet	No cost	Specify with no grommet.	
	• CC grommet			
	– One CC grommet	+\$198	Specify with one CC grommet.	
	– Two CC grommets	+\$396	Specify with two CC grommets.	
	– Three CC grommets	+\$594	Specify with three CC grommets.	
	– Four CC grommets	+\$792	Specify with four CC grommets.	
	• Long grommet			
– One long grommet	+\$264	Specify with one long grommet.		
– Two long grommets	+\$528	Specify with two long grommets.		
<b>Surface Power</b>	<b>Available on tables with CC grommet(s) only</b>			
	• Three power	+\$179	Specify with three power.	
	• Two power, two USB type A	+\$331	Specify with two power, two USB type A.	
	• One USB type C, two power	+\$462	Specify with one USB type C, two power.	
	• One USB type C, two USB type A, one power	+\$530	Specify with one USB type C, two USB type A, one power.	
<b>Infeed</b>	• Plug	No cost	Specify with plug.	
	• Hardwire	+\$ 39	Specify with hardwire.	
<b>Hardwire Conduit Length</b>	• 72"L	No cost	Specify with 72"L.	
	• 144"L	+\$100	Specify with 144"L.	

## ► Specification Information, on next page

Tip: Leg finish defaults to top surface finish if top surface is a maple, oak, or walnut species. With all other species of top surface, the leg is specifiable in any finish.

Tip: Composite veneer table tops do not provide an exact match to a solid wood leg.

Tip: When OLL top surface is selected, grain direction defaults to vertical.

► See Grommet Availability Matrix, page 402.

**For Canadian Pricing**

Multiply U.S. Price by the Canadian price factor.

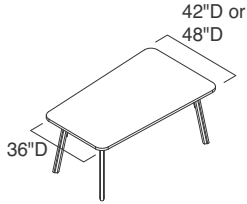
► See page 1 for details.

Seated-Height Sightline Tables, with Wood Legs, continued

► Options, on previous page

**Specification Information**

• Style Number	• Dimensions				• U.S. Base Prices			• Options			
	• Depth (Longest Side)		• Width		• Laminate Price Group 1 Top	• Composite Veneer Group 1 Top	• Wood Group 1 Top	• Options (Add \$ to Base Price)			
	Modular Depth	Parametric Depth	Modular Width	Parametric Width				• Composite Veneer Group 2	• Wood Top		• Full-Fill Finish on Wood Group 1



Tip: The smallest side on a sightline table is always 36\"D, due to the taper.

VLSTLWL	42"	42"-47 <sup>15</sup> / <sub>16</sub> "	72"	72"-83 <sup>15</sup> / <sub>16</sub> "	\$7173	\$7437	\$7437	+\$227	+\$227	+\$601	+\$98
	42"	42"-47 <sup>15</sup> / <sub>16</sub> "	96"	84"-96"	\$7404	\$7866	\$7866	+\$264	+\$264	+\$753	+\$98
	48"	48"	72"	72"-83 <sup>15</sup> / <sub>16</sub> "	\$7238	\$7502	\$7502	+\$227	+\$227	+\$601	+\$98
	48"	48"	96"	84"-96"	\$7471	\$7933	\$7933	+\$264	+\$264	+\$753	+\$98



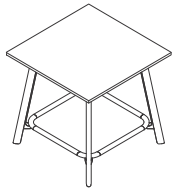
**For Canadian Pricing**  
 Multiply U.S. Price by the Canadian price factor.  
 ► See page 1 for details.





# Standing-Height Square Tables

With Wood Legs



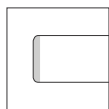
► Need help? Product details, page 392

### Standard Includes

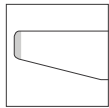
- Top: High-Pressure Laminate top price group 1 with 3 mm plastic edge
- Long grain direction
- Solid wood legs: maple
- Leg ring: paint price group 1
- Leg bracket: paint to match leg ring
- Black mesh cable manager with velcro attachment

### Required to Specify

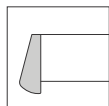
- 1 Style number
  - 2 Width (see below under Required Selections)
  - 3 Corner shape (see below under Required Selections)
  - 4 Edge profile (see below under Required Selections)
  - 5 Laminate color number for top, if selected
  - 6 Plastic color number for 3 mm plastic edge, if selected
  - 7 Paint color number for leg ring
  - 8 Options, if selected (see below)
- See *Surface Materials*, page 454.



3 mm Edge, Plastic or Wood Veneer



Slice Edge, Plastic or Wood Veneer



Drop Edge, Solid Wood

**For laminate group 2 and 3 pricing, please refer to the electronic catalog or SmartTools.**

*Tip: Leg finish defaults to top surface finish if top surface is a maple, oak, or walnut species. With all other species of top surface, the leg is specifiable in any finish.*

*Tip: Composite veneer table tops do not provide an exact match to a solid wood leg.*

*Tip: When leg ring is specified, leg bracket will default to match.*

Required Selections		U.S. Price	Required to Specify
<b>Width</b>	<b>Modular</b>		
	• 42"W	Prices at right	Specify with 42"W.
	• 48"W	Prices at right	Specify with 48"W.
<b>Corner Shape</b>	• Rounded	No cost	Specify with rounded corners.
	• Square	No cost	Specify with square corners.
<b>Edge Profile, 3 mm Plastic or Wood Veneer</b>	• 3 mm plastic edge	No cost	Specify with 3 mm plastic edge.
	• 3 mm wood edge	No cost	Specify with 3 mm wood edge.
<b>Edge Profile, Slice Plastic or Wood Veneer</b>	• 42"W	+\$331	Specify with slice plastic or wood edge.
	• 48"W	+\$363	Specify with slice plastic or wood edge.
<b>Edge Profile, Drop Wood Edge</b>	• 42"W	+\$530	Specify with drop wood edge.
	• 48"W	+\$562	Specify with drop wood edge.

Options		U.S. Price	Required to Specify
<b>Surface Materials</b>	<b>High-Pressure Laminate top</b>		
	• High-Pressure Laminate price group 2	See information at left	Specify High-Pressure Laminate color number.
	• High-Pressure Laminate price group 3	See information at left	Specify High-Pressure Laminate color number.
	• Open Line laminate (OLL)	+\$102 plus cost of laminate	► See <i>Surface Materials Reference Manual</i> .
	<b>Composite veneer top</b>		
	• Composite veneer group 1	Prices at right	Specify composite veneer color number.
	• Composite veneer group 2	Prices at right	Specify composite veneer color number.
	<b>Wood top</b>		
	• Wood group 1	Prices at right	Specify wood color number.
	• Wood group 2	Prices at right	Specify wood color number.
	• Wood group 3	Prices at right	Specify wood color number.
	• Customiz stain	No cost	Specify with <i>Customiz stain</i> .
	• Full-fill finish on wood group 1	Prices at right	► See <i>Surface Materials Reference Manual</i> . Specify full-fill finish number.
	<b>Leg species</b>		
	• Maple	No cost	Specify maple finish number.
	• Oak	+\$331	Specify oak finish number.
	• Walnut	+\$397	Specify walnut finish number.
	<b>Leg ring</b>		
	• Paint price group 1	No cost	Specify paint color number.
	• Paint price group 2	+\$331	Specify paint color number.
	• Paint price group 3	+\$495	Specify paint color number.

► Options, continued on next page

► Options, continued from previous page

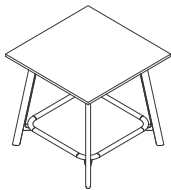
Options	U.S. Price	Required to Specify
<b>Surface Materials, continued</b>		
<b>Leg bracket</b>		
• Paint price group 1	No cost	Specify paint color number.
• Paint price group 2	+\$211	Specify paint color number.
• Paint price group 3	+\$299	Specify paint color number.
<b>CC grommet</b>		
• Paint price group 1	No cost	Specify paint color number.
• Paint price group 2	+\$ 19	Specify paint color number.
• Paint price group 3	+\$ 27	Specify paint color number.
<b>CC grommet lid</b>		
• Paint price group 1	No cost	Specify paint color number.
• Paint price group 2	+\$ 9	Specify paint color number.
• Paint price group 3	+\$ 22	Specify paint color number.
<b>Grain Direction</b>		
• Long grain	No cost	Specify with long grain.
• No grain direction	No cost	Specify with no grain direction.
• Short grain	No cost	Specify with short grain.
<b>Grommet</b>		
• No grommet	No cost	Specify with no grommet.
• One CC grommet	+\$198	Specify with one CC grommet.
<b>Surface Power</b>	<b>Available on tables with CC grommet(s) only</b>	
• Three power	+\$179	Specify with three power.
• Two power, two USB type A	+\$331	Specify with two power, two USB type A.
• One USB type C, two power	+\$462	Specify with USB type C, two power.
• One USB type C, two USB type A, one power	+\$530	Specify with USB type C, two USB type A, one power.
<b>Infeed</b>		
• Plug	No cost	Specify with plug.
• Hardwire	+\$ 39	Specify with hardwire.
<b>Hardwire Conduit Length</b>		
• 72"L	No cost	Specify with 72"L.
• 144"L	+\$100	Specify with 144"L.

Tip: When OLL top surface is selected, grain direction defaults to vertical.

► See Grommet Availability Matrix, page 402.

Specification Information

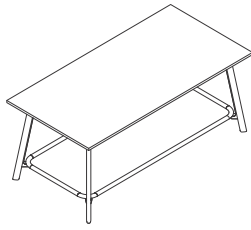
Style Number	Width	U.S. Base Prices			Options (Add \$ to Base Price)			
		Laminate Price Group 1 Top	Composite Veneer Group 1 Top	Wood Group 1 Top	Composite Veneer Top	Wood Top		Full-Fill Finish on Wood
					Group 2	Group 2	Group 3	Group 1
<b>VLYSQWLST</b>	42"	\$5751	\$5851	\$5851	+\$96	+\$96	+\$334	+\$34
	48"	\$6088	\$6253	\$6253	+\$96	+\$96	+\$334	+\$34



**For Canadian Pricing**  
Multiply U.S. Price by the Canadian price factor.  
► See page 1 for details.

# Standing-Height Rectangle Tables

With Wood Legs



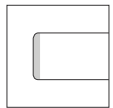
▶ Need help? Product details, page 392

### Standard Includes

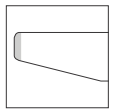
- 96"W top: High-Pressure Laminate price group 1 with 3 mm plastic edge
- Long grain direction
- Solid wood legs: maple
- Leg ring: paint price group 1
- Leg bracket: to match leg ring
- Black mesh cable manager with velcro attachment

### Required to Specify

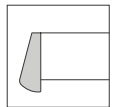
- 1 Style number
  - 2 Depth (see below under Required Selections)
  - 3 Corner shape (see below under Required Selections)
  - 4 Edge profile (see below under Required Selections)
  - 5 Laminate color number for top, if selected
  - 6 Plastic color number for 3 mm plastic edge, if selected
  - 7 Paint color number for leg ring
  - 8 Options, if selected (see below)
- ▶ See *Surface Materials*, page 454.



3 mm Edge, Plastic or Wood Veneer



Slice Edge, Plastic or Wood Veneer



Drop Edge, Solid Wood

	Required Selections	U.S. Price	Required to Specify
<b>Depth</b>	<ul style="list-style-type: none"> <li>• 42"D</li> <li>• 48"D</li> </ul>	Prices at right Prices at right	Specify with 42"D. Specify with 48"D.
<b>Corner Shape</b>	<ul style="list-style-type: none"> <li>• Rounded</li> <li>• Square</li> </ul>	No cost No cost	Specify with rounded corners. Specify with square corners.
<b>Edge Profile, 3 mm Plastic or Wood Veneer</b>	<ul style="list-style-type: none"> <li>• 3 mm plastic edge</li> <li>• 3 mm wood edge</li> </ul>	No cost No cost	Specify with 3 mm plastic edge. Specify with 3 mm wood edge.
<b>Edge Profile, Slice Plastic or Wood Veneer</b>	<ul style="list-style-type: none"> <li>• 42"D</li> <li>• 48"D</li> </ul>	+\$462 +\$530	Specify with slice plastic or wood edge. Specify with slice plastic or wood edge.
<b>Edge Profile, Drop Wood Edge</b>	<ul style="list-style-type: none"> <li>• 42"D</li> <li>• 48"D</li> </ul>	+\$662 +\$727	Specify with drop wood edge. Specify with drop wood edge.

	Options	U.S. Price	Required to Specify
<b>Surface Materials</b>	<b>High-Pressure Laminate top</b>		
	<ul style="list-style-type: none"> <li>• High-Pressure Laminate price group 2</li> <li>• High-Pressure Laminate price group 3</li> <li>• Open Line laminate (OLL)</li> </ul>	See information at left See information at left +\$102 plus cost of laminate	Specify High-Pressure Laminate color number. Specify High-Pressure Laminate color number. ▶ See <i>Surface Materials Reference Manual</i> .
	<b>Composite veneer top</b>		
	<ul style="list-style-type: none"> <li>• Composite veneer group 1</li> <li>• Composite veneer group 2</li> </ul>	Prices at right Prices at right	Specify composite veneer color number. Specify composite veneer color number.
	<b>Wood top</b>		
	<ul style="list-style-type: none"> <li>• Wood group 1</li> <li>• Wood group 2</li> <li>• Wood group 3</li> <li>• Customiz stain</li> </ul>	Prices at right Prices at right Prices at right No cost	Specify wood color number. Specify wood color number. Specify wood color number. Specify with <i>Customiz stain</i> . ▶ See <i>Surface Materials Reference Manual</i> .
	<ul style="list-style-type: none"> <li>• Full-fill finish on wood group 1</li> </ul>	Prices at right	Specify full-fill finish number.
	<b>Leg species</b>		
	<ul style="list-style-type: none"> <li>• Maple</li> <li>• Oak</li> <li>• Walnut</li> </ul>	No cost +\$331 +\$397	Specify maple finish number. Specify oak finish number. Specify walnut finish number.
	<b>Leg ring</b>		
	<ul style="list-style-type: none"> <li>• Paint price group 1</li> <li>• Paint price group 2</li> <li>• Paint price group 3</li> </ul>	No cost +\$331 +\$495	Specify paint color number. Specify paint color number. Specify paint color number.

▶ Options, continued on next page

**For laminate group 2 and 3 pricing, please refer to the electronic catalog or SmartTools.**

*Tip: Leg finish defaults to top surface finish if top surface is a maple, oak, or walnut species. With all other species of top surface, the leg is specifiable in any finish.*

*Tip: Composite veneer table tops do not provide an exact match to a solid wood leg.*

*Tip: When leg ring is specified, leg bracket will default to match.*



**For Canadian Pricing**

Multiply U.S. Price by the Canadian price factor.

▶ See page 1 for details.

► Options, continued from previous page

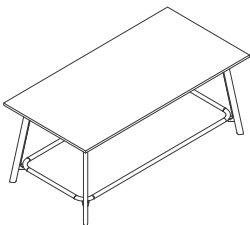
	Options	U.S. Price	Required to Specify
<b>Surface Materials, continued</b>	<b>Leg bracket</b>		
	• Paint price group 1	No cost	Specify paint color number.
	• Paint price group 2	+\$211	Specify paint color number.
	• Paint price group 3	+\$299	Specify paint color number.
	<b>CC grommet</b>		
	• Paint price group 1	No cost	Specify paint color number.
	• Paint price group 2	+\$ 19	Specify paint color number.
	• Paint price group 3	+\$ 27	Specify paint color number.
	<b>CC grommet lid</b>		
• Paint price group 1	No cost	Specify paint color number.	
• Paint price group 2	+\$ 9	Specify paint color number.	
• Paint price group 3	+\$ 22	Specify paint color number.	
<b>Grain Direction</b>	• Long grain	No cost	Specify <i>with long grain</i> .
	• No grain direction	No cost	Specify <i>with no grain direction</i> .
	• Short grain	No cost	Specify <i>with short grain</i> .
<b>Grommet</b>	• No grommet	No cost	Specify <i>with no grommet</i> .
	• CC grommet		
	– One CC grommet	+\$198	Specify <i>with one CC grommet</i> .
	– Two CC grommets	+\$396	Specify <i>with two CC grommets</i> .
	– Three CC grommets	+\$594	Specify <i>with three CC grommets</i> .
	– Four CC grommets	+\$792	Specify <i>with four CC grommets</i> .
	• Long grommet		
	– One long grommet	+\$264	Specify <i>with one long grommet</i> .
	– Two long grommets	+\$528	Specify <i>with two long grommets</i> .
<b>Surface Power</b>	<b>Available on tables with CC grommet(s) only</b>		
	• Three power	+\$179	Specify <i>with three power</i> .
	• Two power, two USB type A	+\$331	Specify <i>with two power, two USB type A</i> .
	• One USB type C, two power	+\$462	Specify <i>with one USB type C two power</i> .
	• One USB type C, two USB type A, one power	+\$530	Specify <i>with one USB type C two USB type A, one power</i> .
<b>Infeed</b>	• Plug	No cost	Specify <i>with plug</i> .
	• Hardware	+\$ 39	Specify <i>with hardware</i> .
<b>Hardwire Conduit Length</b>	• 72"L	No cost	Specify <i>with 72"L</i> .
	• 144"L	+\$100	Specify <i>with 144"L</i> .

Tip: When OLL top surface is selected, grain direction defaults to vertical.

► See Grommet Availability Matrix, page 402.

Specification Information

• Style Number	• Dimensions		• U.S. Base Prices			• Options (Add \$ to Base Price)			
	• D	• W	• Lam. Price Group 1 Top	• Comp. Veneer Group 1 Top	• Wood Group 1 Top	• Comp. Veneer Top	• Wood Top		• Full-Fill Finish on Wood Group 1
						• Composite Veneer Group 2	• Wood Group 2	• Wood Group 3	
<b>VLYRECWLST</b>	42"	96"	\$7444	\$7775	\$7775	+\$221	+\$221	+\$744	+\$98
	48"	96"	\$8071	\$8434	\$8434	+\$221	+\$221	+\$744	+\$98



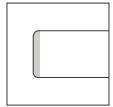
# Seated-Height Round Tables

With Metal Legs

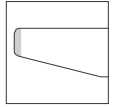


Standard Includes	Required to Specify
<ul style="list-style-type: none"> <li>▶ Need help? Product details, page 392</li> <li>• Top: High-Pressure Laminate price group 1 with 3 mm plastic edge</li> <li>• Long grain direction</li> <li>• Metal X-legs: paint price group 1</li> <li>• Leg insert: furniture linoleum, Forbo</li> </ul>	<ol style="list-style-type: none"> <li>1 Style number</li> <li>2 Size option (see below under Required Selections)</li> <li>3 Diameter (see below under Required Selections)</li> <li>4 Edge profile (see below under Required Selections)</li> <li>5 Laminate color number for top, if selected</li> <li>6 Plastic color number for 3 mm plastic edge, if selected</li> <li>7 Paint color number for metal legs</li> <li>8 Furniture linoleum color number for leg insert</li> <li>9 Options, if selected (see below)</li> </ol> <p>▶ See <i>Surface Materials</i>, page 454.</p>

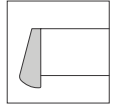
Required Selections	U.S. Price	Required to Specify		
<b>Size Option</b> <ul style="list-style-type: none"> <li>• Modular</li> <li>• Parametric</li> </ul>	No cost No cost	Specify with <i>modular</i> . Specify with <i>parametric</i> .		
<b>Diameter</b> <table border="0"> <tr> <td style="vertical-align: top;"> <b>Modular</b> <ul style="list-style-type: none"> <li>• 42" Dia.</li> <li>• 48" Dia.</li> <li>• 54" Dia.</li> <li>• 60" Dia.</li> </ul> </td> <td style="vertical-align: top;"> <b>Parametric</b> <ul style="list-style-type: none"> <li>• 42"–47<sup>15</sup>/<sub>16</sub>" Dia.</li> <li>• 48"–53<sup>15</sup>/<sub>16</sub>" Dia.</li> <li>• 54"–59<sup>15</sup>/<sub>16</sub>" Dia.</li> <li>• 60" Dia.</li> </ul> </td> </tr> </table>	<b>Modular</b> <ul style="list-style-type: none"> <li>• 42" Dia.</li> <li>• 48" Dia.</li> <li>• 54" Dia.</li> <li>• 60" Dia.</li> </ul>	<b>Parametric</b> <ul style="list-style-type: none"> <li>• 42"–47<sup>15</sup>/<sub>16</sub>" Dia.</li> <li>• 48"–53<sup>15</sup>/<sub>16</sub>" Dia.</li> <li>• 54"–59<sup>15</sup>/<sub>16</sub>" Dia.</li> <li>• 60" Dia.</li> </ul>	Prices at right Prices at right Prices at right Prices at right	Specify diameter. Specify diameter. Specify diameter. Specify diameter.
<b>Modular</b> <ul style="list-style-type: none"> <li>• 42" Dia.</li> <li>• 48" Dia.</li> <li>• 54" Dia.</li> <li>• 60" Dia.</li> </ul>	<b>Parametric</b> <ul style="list-style-type: none"> <li>• 42"–47<sup>15</sup>/<sub>16</sub>" Dia.</li> <li>• 48"–53<sup>15</sup>/<sub>16</sub>" Dia.</li> <li>• 54"–59<sup>15</sup>/<sub>16</sub>" Dia.</li> <li>• 60" Dia.</li> </ul>			
<b>Edge Profile, 3 mm Plastic or Wood Veneer</b> <ul style="list-style-type: none"> <li>• 3 mm plastic edge</li> <li>• 3 mm wood edge</li> </ul>	No cost No cost	Specify with <i>3 mm plastic edge</i> . Specify with <i>3 mm wood edge</i> .		
<b>Edge Profile, Slice Plastic or Wood Veneer</b> <table border="0"> <tr> <td style="vertical-align: top;"> <b>Modular</b> <ul style="list-style-type: none"> <li>• 42" Dia.</li> <li>• 48" Dia.</li> <li>• 54" Dia.</li> <li>• 60" Dia.</li> </ul> </td> <td style="vertical-align: top;"> <b>Parametric</b> <ul style="list-style-type: none"> <li>• 42"–47<sup>15</sup>/<sub>16</sub>" Dia.</li> <li>• 48"–53<sup>15</sup>/<sub>16</sub>" Dia.</li> <li>• 54"–59<sup>15</sup>/<sub>16</sub>" Dia.</li> <li>• 60" Dia.</li> </ul> </td> </tr> </table>	<b>Modular</b> <ul style="list-style-type: none"> <li>• 42" Dia.</li> <li>• 48" Dia.</li> <li>• 54" Dia.</li> <li>• 60" Dia.</li> </ul>	<b>Parametric</b> <ul style="list-style-type: none"> <li>• 42"–47<sup>15</sup>/<sub>16</sub>" Dia.</li> <li>• 48"–53<sup>15</sup>/<sub>16</sub>" Dia.</li> <li>• 54"–59<sup>15</sup>/<sub>16</sub>" Dia.</li> <li>• 60" Dia.</li> </ul>	+\$331 +\$363 +\$397 +\$462	Specify with <i>slice plastic or wood edge</i> . Specify with <i>slice plastic or wood edge</i> . Specify with <i>slice plastic or wood edge</i> . Specify with <i>slice plastic or wood edge</i> .
<b>Modular</b> <ul style="list-style-type: none"> <li>• 42" Dia.</li> <li>• 48" Dia.</li> <li>• 54" Dia.</li> <li>• 60" Dia.</li> </ul>	<b>Parametric</b> <ul style="list-style-type: none"> <li>• 42"–47<sup>15</sup>/<sub>16</sub>" Dia.</li> <li>• 48"–53<sup>15</sup>/<sub>16</sub>" Dia.</li> <li>• 54"–59<sup>15</sup>/<sub>16</sub>" Dia.</li> <li>• 60" Dia.</li> </ul>			
<b>Edge Profile, Drop Wood Edge</b> <table border="0"> <tr> <td style="vertical-align: top;"> <b>Modular</b> <ul style="list-style-type: none"> <li>• 42" Dia.</li> <li>• 48" Dia.</li> <li>• 54" Dia.</li> <li>• 60" Dia.</li> </ul> </td> <td style="vertical-align: top;"> <b>Parametric</b> <ul style="list-style-type: none"> <li>• 42"–47<sup>15</sup>/<sub>16</sub>" Dia.</li> <li>• 48"–53<sup>15</sup>/<sub>16</sub>" Dia.</li> <li>• 54"–59<sup>15</sup>/<sub>16</sub>" Dia.</li> <li>• 60" Dia.</li> </ul> </td> </tr> </table>	<b>Modular</b> <ul style="list-style-type: none"> <li>• 42" Dia.</li> <li>• 48" Dia.</li> <li>• 54" Dia.</li> <li>• 60" Dia.</li> </ul>	<b>Parametric</b> <ul style="list-style-type: none"> <li>• 42"–47<sup>15</sup>/<sub>16</sub>" Dia.</li> <li>• 48"–53<sup>15</sup>/<sub>16</sub>" Dia.</li> <li>• 54"–59<sup>15</sup>/<sub>16</sub>" Dia.</li> <li>• 60" Dia.</li> </ul>	+\$530 +\$562 +\$595 +\$662	Specify with <i>drop wood edge</i> . Specify with <i>drop wood edge</i> . Specify with <i>drop wood edge</i> . Specify with <i>drop wood edge</i> .
<b>Modular</b> <ul style="list-style-type: none"> <li>• 42" Dia.</li> <li>• 48" Dia.</li> <li>• 54" Dia.</li> <li>• 60" Dia.</li> </ul>	<b>Parametric</b> <ul style="list-style-type: none"> <li>• 42"–47<sup>15</sup>/<sub>16</sub>" Dia.</li> <li>• 48"–53<sup>15</sup>/<sub>16</sub>" Dia.</li> <li>• 54"–59<sup>15</sup>/<sub>16</sub>" Dia.</li> <li>• 60" Dia.</li> </ul>			



3 mm Edge, Plastic or Wood Veneer



Slice Edge, Plastic or Wood Veneer



Drop Edge, Solid Wood

*Tip: Wood edge finish will match top finish.*

**For laminate group 2 and 3 pricing, please refer to the electronic catalog or SmartTools.**

**For Canadian Pricing**  
Multiply U.S. Price by the Canadian price factor.  
▶ See page 1 for details.

Options	U.S. Price	Required to Specify
<b>Surface Materials</b> <ul style="list-style-type: none"> <li>• High-Pressure Laminate price group 2</li> <li>• High-Pressure Laminate price group 3</li> <li>• Open Line laminate (OLL)</li> </ul>	See information at left See information at left +\$102 plus cost of laminate	Specify High-Pressure Laminate color number. Specify High-Pressure Laminate color number. ▶ See <i>Surface Materials Reference Manual</i> .
<b>Composite veneer top</b> <ul style="list-style-type: none"> <li>• Composite veneer group 1</li> <li>• Composite veneer group 2</li> </ul>	Prices at right Prices at right	Specify composite veneer color number. Specify composite veneer color number.
<b>Wood top</b> <ul style="list-style-type: none"> <li>• Wood group 1</li> <li>• Wood group 2</li> <li>• Wood group 3</li> <li>• Customiz stain</li> </ul>	Prices at right Prices at right Prices at right No cost	Specify wood color number. Specify wood color number. Specify wood color number. Specify with <i>Customiz stain</i> .
<ul style="list-style-type: none"> <li>• Full-fill finish on wood group 1</li> </ul>	Prices at right	▶ See <i>Surface Materials Reference Manual</i> . Specify full-fill finish number.

▶ Options, continued on next page

► Options, continued from previous page

Options		U.S. Price	Required to Specify	
<b>Surface Materials, continued</b>	<b>Paint price group 2 for X-legs</b>			
	<b>Modular</b>	<b>Parametric</b>		
	• 42" Dia.	• 42"–47 <sup>15</sup> / <sub>16</sub> " Dia.	+\$179	Specify paint color number.
	• 48" Dia.	• 48"–53 <sup>15</sup> / <sub>16</sub> " Dia.	+\$192	Specify paint color number.
	• 54" Dia.	• 54"–59 <sup>15</sup> / <sub>16</sub> " Dia.	+\$205	Specify paint color number.
	• 60" Dia.	• 60" Dia.	+\$218	Specify paint color number.
	<b>Paint price group 3 for X-legs</b>			
	<b>Modular</b>	<b>Parametric</b>		
	• 42" Dia.	• 42"–47 <sup>15</sup> / <sub>16</sub> " Dia.	+\$205	Specify paint color number.
	• 48" Dia.	• 48"–53 <sup>15</sup> / <sub>16</sub> " Dia.	+\$218	Specify paint color number.
	• 54" Dia.	• 54"–59 <sup>15</sup> / <sub>16</sub> " Dia.	+\$232	Specify paint color number.
	• 60" Dia.	• 60" Dia.	+\$245	Specify paint color number.
<b>CC grommet finish</b>				
• Paint price group 1	No cost		Specify paint color number.	
• Paint price group 2	+\$ 19		Specify paint color number.	
• Paint price group 3	+\$ 27		Specify paint color number.	
<b>CC grommet lid finish</b>				
• Paint price group 1	No cost		Specify paint color number.	
• Paint price group 2	+\$ 9		Specify paint color number.	
• Paint price group 3	+\$ 22		Specify paint color number.	
<b>Grain Direction</b>	• Long grain	No cost	Specify <i>with long grain</i> .	
	• No grain direction	No cost	Specify <i>with no grain direction</i> .	
	• Short grain	No cost	Specify <i>with short grain</i> .	
<b>Grommet(s)</b>	• No grommet	No cost	Specify <i>with no grommet</i> .	
	• CC grommet			
	– One CC grommet	+\$198	Specify <i>with one CC grommet</i> .	
	– Two CC grommets	+\$396	Specify <i>with two CC grommets</i> .	
<b>Surface Power</b>	<b>Available on tables with CC grommet(s) only</b>			
	• Three power	+\$179	Specify <i>with three power</i> .	
	• Two power, two USB type A	+\$331	Specify <i>with two power, two USB type A</i> .	
	• One USB type C, two power	+\$462	Specify <i>with one USB type C, two power</i> .	
	• One USB type C, two USB type A, one power	+\$530	Specify <i>with one USB type C, two USB type A, one power</i> .	
<b>Infeed</b>	• Plug	No cost	Specify <i>with plug</i> .	
	• Hardwire	+\$ 39	Specify <i>with hardwire</i> .	
<b>Hardwire Conduit Length</b>	• 72"L	No cost	Specify <i>with 72"L</i> .	
	• 144"L	+\$100	Specify <i>with 144"L</i> .	

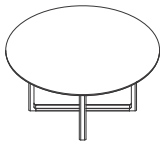
Tip: When Open Line laminate top surface is selected, grain direction defaults to vertical.

► See Grommet Availability Matrix, page 402.

Verlay

Specification Information

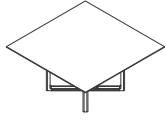
Style Number	Dimensions		U.S. Base Prices (with X-Leg)			Options (Add \$ to Base Price)			
	Modular Width	Parametric Width	Laminate Price Group 1 Top	Composite Veneer Group 1 Top	Wood Group 1 Top	Composite Veneer Top	Wood Top	Full-Fill Finish on Wood	
						Composite Veneer Group 2	Wood Group 2	Wood Group 3	Group 1



Style Number	Modular Width	Parametric Width	Laminate Price Group 1 Top	Composite Veneer Group 1 Top	Wood Group 1 Top	Composite Veneer Top	Wood Top	Full-Fill Finish on Wood	
<b>VLYRML</b>	42"	42"–47 <sup>15</sup> / <sub>16</sub> "	\$5652	\$5752	\$5752	+\$ 96	+\$ 96	+\$334	+\$34
	48"	48"–53 <sup>15</sup> / <sub>16</sub> "	\$5921	\$6054	\$6054	+\$ 96	+\$ 96	+\$334	+\$34
	54"	54"–59 <sup>15</sup> / <sub>16</sub> "	\$6267	\$6432	\$6432	+\$171	+\$171	+\$601	+\$63
	60"	60"	\$6560	\$6758	\$6758	+\$171	+\$171	+\$601	+\$63

# Seated-Height Square Tables

With Metal Legs



► Need help? Product details, page 392

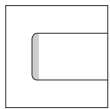
### Standard Includes

- Top: High-Pressure Laminate price group 1 with 3 mm plastic edge
- Long grain direction
- Straight shape type
- Metal X-legs: paint price group 1
- Leg insert: furniture linoleum, Forbo

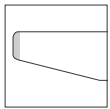
### Required to Specify

- 1 Style number
  - 2 Size option (see below under Required Selections)
  - 3 Width (see below under Required Selections)
  - 4 Corner shape (see below under Required Selections)
  - 5 Edge profile (see below under Required Selections)
  - 6 Laminate color number for top, if selected
  - 7 Plastic color number for 3 mm plastic edge, if selected
  - 8 Paint color number for metal legs
  - 9 Furniture linoleum color number for leg insert
  - 10 Options, if selected (see below)
- See *Surface Materials*, page 454.

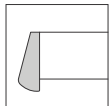
*Tip: Rounded and square corner shapes are only available on tables with straight shape type, not softened shape type.*



3 mm Edge, Plastic or Wood Veneer



Slice Edge, Plastic or Wood Veneer



Drop Edge, Solid Wood

*Tip: Wood edge finish will match top finish.*

*Tip: Solid drop wood edge not available on softened shapes.*

**For laminate group 2 and 3 pricing, please refer to the electronic catalog or SmartTools.**

	Required Selections	U.S. Price	Required to Specify															
<b>Size Option</b>	<ul style="list-style-type: none"> <li>• Modular</li> <li>• Parametric</li> </ul>	No cost No cost	Specify with <i>modular</i> . Specify with <i>parametric</i> .															
<b>Width</b>	<table border="0"> <tr> <td><b>Modular</b></td> <td><b>Parametric</b></td> </tr> <tr> <td>• 42"W</td> <td>• 42"–47<sup>15</sup>/<sub>16</sub>"W</td> </tr> <tr> <td>• 48"W</td> <td>• 48"–53<sup>15</sup>/<sub>16</sub>"W</td> </tr> <tr> <td>• 54"W</td> <td>• 54"–59<sup>15</sup>/<sub>16</sub>"W</td> </tr> <tr> <td>• 60"W</td> <td>• 60"W</td> </tr> </table>	<b>Modular</b>	<b>Parametric</b>	• 42"W	• 42"–47 <sup>15</sup> / <sub>16</sub> "W	• 48"W	• 48"–53 <sup>15</sup> / <sub>16</sub> "W	• 54"W	• 54"–59 <sup>15</sup> / <sub>16</sub> "W	• 60"W	• 60"W	Prices at right Prices at right Prices at right Prices at right	Specify width. Specify width. Specify width. Specify width.					
<b>Modular</b>	<b>Parametric</b>																	
• 42"W	• 42"–47 <sup>15</sup> / <sub>16</sub> "W																	
• 48"W	• 48"–53 <sup>15</sup> / <sub>16</sub> "W																	
• 54"W	• 54"–59 <sup>15</sup> / <sub>16</sub> "W																	
• 60"W	• 60"W																	
<b>Corner Shape</b>	<ul style="list-style-type: none"> <li>• Rounded</li> <li>• Square</li> </ul>	No cost No cost	Specify with <i>rounded corners</i> . Specify with <i>square corners</i> .															
<b>Edge Profile, 3 mm Plastic or Wood Veneer</b>	<ul style="list-style-type: none"> <li>• 3 mm plastic edge</li> <li>• 3 mm wood edge</li> </ul>	No cost No cost	Specify with <i>3 mm plastic edge</i> . Specify with <i>3 mm wood edge</i> .															
<b>Edge Profile, Slice Plastic or Wood Veneer</b>	<table border="0"> <tr> <td><b>Modular</b></td> <td><b>Parametric</b></td> <td></td> </tr> <tr> <td>• 42" W</td> <td>• 42"–47<sup>15</sup>/<sub>16</sub>"W</td> <td>+\$331</td> </tr> <tr> <td>• 48"W</td> <td>• 48"–53<sup>15</sup>/<sub>16</sub>"W</td> <td>+\$363</td> </tr> <tr> <td>• 54"W</td> <td>• 54"–59<sup>15</sup>/<sub>16</sub>"W</td> <td>+\$397</td> </tr> <tr> <td>• 60"W</td> <td>• 60"W</td> <td>+\$462</td> </tr> </table>	<b>Modular</b>	<b>Parametric</b>		• 42" W	• 42"–47 <sup>15</sup> / <sub>16</sub> "W	+\$331	• 48"W	• 48"–53 <sup>15</sup> / <sub>16</sub> "W	+\$363	• 54"W	• 54"–59 <sup>15</sup> / <sub>16</sub> "W	+\$397	• 60"W	• 60"W	+\$462		Specify with <i>slice plastic or wood edge</i> . Specify with <i>slice plastic or wood edge</i> . Specify with <i>slice plastic or wood edge</i> . Specify with <i>slice plastic or wood edge</i> .
<b>Modular</b>	<b>Parametric</b>																	
• 42" W	• 42"–47 <sup>15</sup> / <sub>16</sub> "W	+\$331																
• 48"W	• 48"–53 <sup>15</sup> / <sub>16</sub> "W	+\$363																
• 54"W	• 54"–59 <sup>15</sup> / <sub>16</sub> "W	+\$397																
• 60"W	• 60"W	+\$462																
<b>Edge Profile, Drop Wood Edge</b>	<table border="0"> <tr> <td><b>Modular</b></td> <td><b>Parametric</b></td> <td></td> </tr> <tr> <td>• 42"W</td> <td>• 42"–47<sup>15</sup>/<sub>16</sub>"W</td> <td>+\$530</td> </tr> <tr> <td>• 48"W</td> <td>• 48"–53<sup>15</sup>/<sub>16</sub>"W</td> <td>+\$562</td> </tr> <tr> <td>• 54"W</td> <td>• 54"–59<sup>15</sup>/<sub>16</sub>"W</td> <td>+\$595</td> </tr> <tr> <td>• 60"W</td> <td>• 60"W</td> <td>+\$662</td> </tr> </table>	<b>Modular</b>	<b>Parametric</b>		• 42"W	• 42"–47 <sup>15</sup> / <sub>16</sub> "W	+\$530	• 48"W	• 48"–53 <sup>15</sup> / <sub>16</sub> "W	+\$562	• 54"W	• 54"–59 <sup>15</sup> / <sub>16</sub> "W	+\$595	• 60"W	• 60"W	+\$662		Specify with <i>drop wood edge</i> . Specify with <i>drop wood edge</i> . Specify with <i>drop wood edge</i> . Specify with <i>drop wood edge</i> .
<b>Modular</b>	<b>Parametric</b>																	
• 42"W	• 42"–47 <sup>15</sup> / <sub>16</sub> "W	+\$530																
• 48"W	• 48"–53 <sup>15</sup> / <sub>16</sub> "W	+\$562																
• 54"W	• 54"–59 <sup>15</sup> / <sub>16</sub> "W	+\$595																
• 60"W	• 60"W	+\$662																

	Options	U.S. Price	Required to Specify
<b>Surface Materials</b>	<b>High-Pressure Laminate top</b> <ul style="list-style-type: none"> <li>• High-Pressure Laminate price group 2</li> <li>• High-Pressure Laminate price group 3</li> <li>• Open Line laminate (OLL)</li> </ul>	See information at left See information at left +\$102 plus cost of laminate	Specify High-Pressure Laminate color number. Specify High-Pressure Laminate color number. ► See <i>Surface Materials Reference Manual</i> .
	<b>Composite veneer top</b> <ul style="list-style-type: none"> <li>• Composite veneer group 1</li> <li>• Composite veneer group 2</li> </ul>	Prices at right Prices at right	Specify composite veneer color number. Specify composite veneer color number.

► Options, continued on next page



	Options	U.S. Price	Required to Specify	
<b>Surface Materials</b>	<b>Wood top</b>			
	• Wood group 1	Prices at right	Specify wood color number.	
	• Wood group 2	Prices at right	Specify wood color number.	
	• Wood group 3	Prices at right	Specify wood color number.	
	• Customiz stain	No cost	Specify <i>with Customiz stain</i> .	
	• Full-fill finish on wood group 1	Prices at right	▶ See <i>Surface Materials Reference Manual</i> . Specify full-fill finish number.	
	<b>Paint price group 2 for X-legs</b>			
	<b>Modular</b>	<b>Parametric</b>		
	• 42"W	• 42"—47 <sup>15</sup> / <sub>16</sub> "W	+\$179	Specify paint color number.
	• 48"W	• 48"—53 <sup>15</sup> / <sub>16</sub> "W	+\$192	Specify paint color number.
• 54"W	• 54"—59 <sup>15</sup> / <sub>16</sub> "W	+\$205	Specify paint color number.	
• 60"W	• 60"W	+\$218	Specify paint color number.	
<b>Paint price group 3 for X-legs</b>				
<b>Modular</b>	<b>Parametric</b>			
• 42"W	• 42"—47 <sup>15</sup> / <sub>16</sub> "W	+\$205	Specify paint color number.	
• 48"W	• 48"—53 <sup>15</sup> / <sub>16</sub> "W	+\$218	Specify paint color number.	
• 54"W	• 54"—59 <sup>15</sup> / <sub>16</sub> "W	+\$232	Specify paint color number.	
• 60"W	• 60"W	+\$245	Specify paint color number.	
<b>CC grommet finish</b>				
• Paint price group 1	No cost		Specify paint color number.	
• Paint price group 2	+\$ 19		Specify paint color number.	
• Paint price group 3	+\$ 27		Specify paint color number.	
<b>CC grommet lid finish</b>				
• Paint price group 1	No cost		Specify paint color number.	
• Paint price group 2	+\$ 9		Specify paint color number.	
• Paint price group 3	+\$ 22		Specify paint color number.	
<b>Shape Type, Softened</b>	<b>Modular</b>	<b>Parametric</b>		
	• 42"W	• 42"—47 <sup>15</sup> / <sub>16</sub> "W	+\$385	Specify <i>with softened shape type</i> .
	• 48"W	• 48"—53 <sup>15</sup> / <sub>16</sub> "W	+\$482	Specify <i>with softened shape type</i> .
	• 54"W	• 54"—59 <sup>15</sup> / <sub>16</sub> " W	+\$546	Specify <i>with softened shape type</i> .
	• 60"W	• 60"W	+\$615	Specify <i>with softened shape type</i> .
<b>Grain Direction</b>	• Long grain	No cost	Specify <i>with long grain</i> .	
	• No grain direction	No cost	Specify <i>with no grain direction</i> .	
	• Short grain	No cost	Specify <i>with short grain</i> .	
<b>Grommet</b>	• No grommet	No cost	Specify <i>with no grommet</i> .	
	• CC grommet			
	– One CC grommet	+\$198	Specify <i>with one CC grommet</i> .	
	– Two CC grommets	+\$396	Specify <i>with two CC grommets</i> .	
<b>Surface Power</b>	<b>Available on tables with CC grommet(s) only</b>			
	• Three power	+\$179	Specify <i>with three power</i> .	
	• Two power, two USB type A	+\$331	Specify <i>with two power, two USB type A</i> .	
	• One USB type C, two power	+\$462	Specify <i>with one USB type C, two power</i> .	
	• One USB type C, two USB type A, one power	+\$530	Specify <i>with one USB type C, two USB type A, one power</i> .	
<b>Infeed</b>	• Plug	No cost	Specify <i>with plug</i> .	
	• Hardwire	+\$ 39	Specify <i>with hardwire</i> .	
<b>Hardwire Conduit Length</b>	• 72"L	No cost	Specify <i>with 72"L</i> .	
	• 144"L	+\$100	Specify <i>with 144"L</i> .	

Tip: When Open Line laminate top surface is selected, grain direction defaults to vertical.

▶ See *Grommet Availability Matrix*, page 402.

▶ **Specification Information, on next page**



#### For Canadian Pricing

Multiply U.S. Price by the Canadian price factor.

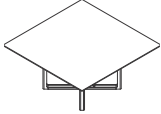
▶ See page 1 for details.

Seated-Height Square Tables, With Metal Legs, continued

► Options, on previous page

**Specification Information**

• Style Number	• Dimensions		U.S. Base Prices (with X-Leg)			• Options (Add \$ to Base Price)			
	• Modular Width	• Parametric Width	• Laminate Price Group 1 Top	• Composite Veneer Group 1 Top	• Wood Group 1 Top	• Composite Veneer Top	• Wood Top		
						Composite	Wood	Wood	Full-Fill
						Veneer	Group 2	Group 3	Finish
						Group 2			on Wood
									Group 1



Style Number	Modular Width	Parametric Width	Laminate Price Group 1 Top	Composite Veneer Group 1 Top	Wood Group 1 Top	Composite Veneer Top	Wood Top (Group 2)	Wood Top (Group 3)	Options
<b>VLYSQML</b>	42"	42"–47 <sup>15</sup> / <sub>16</sub> "	\$5652	\$5752	\$5752	+\$ 96	+\$ 96	+\$334	+\$34
	48"	48"–53 <sup>15</sup> / <sub>16</sub> "	\$5921	\$6054	\$6054	+\$ 96	+\$ 96	+\$334	+\$34
	54"	54"–59 <sup>15</sup> / <sub>16</sub> "	\$6267	\$6432	\$6432	+\$171	+\$171	+\$601	+\$63
	60"	60"	\$6560	\$6758	\$6758	+\$171	+\$171	+\$601	+\$63



**For Canadian Pricing**

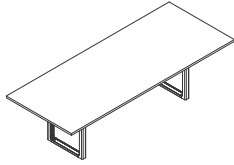
Multiply U.S. Price by the Canadian price factor.

► See page 1 for details.



# Seated-Height Rectangle Tables

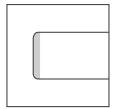
With Metal Legs



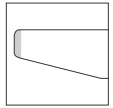
Seated-height rectangle table with U-legs shown.

Standard Includes	Required to Specify
<ul style="list-style-type: none"> <li>▶ Need help? Product details, page 392</li> <li>• Worksurface: High-Pressure Laminate price group 1 with 3 mm plastic edge</li> <li>• Long grain direction</li> <li>• Straight shape type</li> <li>• Metal legs: paint price group 1</li> <li>• Leg insert: furniture linoleum, Forbo</li> </ul>	<ol style="list-style-type: none"> <li>1 Style number</li> <li>2 Size option (see below under Required Selections)</li> <li>3 Depth (see below under Required Selections)</li> <li>4 Width (see below under Required Selections)</li> <li>5 Corner shape (see below under Required Selections)</li> <li>6 Edge profile (see below under Required Selections)</li> <li>7 Leg type (see below under Required Selections)</li> <li>8 Laminate color number for top, if selected</li> <li>9 Plastic color number for 3 mm plastic edge, if selected</li> <li>10 Paint color number for metal legs</li> <li>11 Furniture linoleum color number for leg insert</li> <li>12 Options, if selected (see below)</li> </ol> <p>▶ See <i>Surface Materials</i>, page 454.</p>

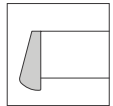
Tip: Rounded and square corner shapes are only available on tables with straight shape type, not softened shape type.



3 mm Edge, Plastic or Wood Veneer



Slice Edge, Plastic or Wood Veneer



Drop Edge, Solid Wood

Tip: Wood edge finish will match top finish.

Tip: Solid drop wood edge not available on softened shapes.



**For Canadian Pricing**  
Multiply U.S. Price by the Canadian price factor.

▶ See page 1 for details.

Size Option	Required Selections	U.S. Price	Required to Specify																						
	<ul style="list-style-type: none"> <li>• Modular</li> <li>• Parametric</li> </ul>	No cost No cost	Specify with <i>modular</i> . Specify with <i>parametric</i> .																						
<b>Depth</b>	<table border="1"> <thead> <tr> <th style="background-color: #212121; color: white;">Modular</th> <th style="background-color: #212121; color: white;">Parametric</th> </tr> </thead> <tbody> <tr> <td>• 42"D</td> <td>• 42"–47<sup>15</sup>/<sub>16</sub>"D</td> </tr> <tr> <td>• 48"D</td> <td>• 48"–53<sup>15</sup>/<sub>16</sub>"D</td> </tr> <tr> <td>• 54"D</td> <td>• 54"–59<sup>15</sup>/<sub>16</sub>"D</td> </tr> <tr> <td>• 60"D</td> <td>• 60"D</td> </tr> </tbody> </table>	Modular	Parametric	• 42"D	• 42"–47 <sup>15</sup> / <sub>16</sub> "D	• 48"D	• 48"–53 <sup>15</sup> / <sub>16</sub> "D	• 54"D	• 54"–59 <sup>15</sup> / <sub>16</sub> "D	• 60"D	• 60"D	Prices at right Prices at right Prices at right Prices at right	Specify depth. Specify depth. Specify depth. Specify depth.												
Modular	Parametric																								
• 42"D	• 42"–47 <sup>15</sup> / <sub>16</sub> "D																								
• 48"D	• 48"–53 <sup>15</sup> / <sub>16</sub> "D																								
• 54"D	• 54"–59 <sup>15</sup> / <sub>16</sub> "D																								
• 60"D	• 60"D																								
<b>Width</b>	<table border="1"> <thead> <tr> <th style="background-color: #212121; color: white;">Modular</th> <th style="background-color: #212121; color: white;">Parametric</th> </tr> </thead> <tbody> <tr> <td>• 66"W</td> <td>• 66"–71<sup>15</sup>/<sub>16</sub>"W</td> </tr> <tr> <td>• 72"W</td> <td>• 72"–83<sup>15</sup>/<sub>16</sub>"W</td> </tr> <tr> <td>• 84"W</td> <td>• 84"–95<sup>15</sup>/<sub>16</sub>"W</td> </tr> <tr> <td>• 96"W</td> <td>• 96"–107<sup>15</sup>/<sub>16</sub>"W</td> </tr> <tr> <td>• 108"W</td> <td>• 108"–119<sup>15</sup>/<sub>16</sub>"W</td> </tr> <tr> <td>• 120"W</td> <td>• 120"–143<sup>15</sup>/<sub>16</sub>"W</td> </tr> <tr> <td>• 144"W</td> <td>• 144"–167<sup>15</sup>/<sub>16</sub>"W</td> </tr> <tr> <td>• 168"W</td> <td>• 168"–191<sup>15</sup>/<sub>16</sub>"W</td> </tr> <tr> <td>• 192"W</td> <td>• 192"–215<sup>15</sup>/<sub>16</sub>"W</td> </tr> <tr> <td>• 216"W</td> <td>• 216"W</td> </tr> </tbody> </table>	Modular	Parametric	• 66"W	• 66"–71 <sup>15</sup> / <sub>16</sub> "W	• 72"W	• 72"–83 <sup>15</sup> / <sub>16</sub> "W	• 84"W	• 84"–95 <sup>15</sup> / <sub>16</sub> "W	• 96"W	• 96"–107 <sup>15</sup> / <sub>16</sub> "W	• 108"W	• 108"–119 <sup>15</sup> / <sub>16</sub> "W	• 120"W	• 120"–143 <sup>15</sup> / <sub>16</sub> "W	• 144"W	• 144"–167 <sup>15</sup> / <sub>16</sub> "W	• 168"W	• 168"–191 <sup>15</sup> / <sub>16</sub> "W	• 192"W	• 192"–215 <sup>15</sup> / <sub>16</sub> "W	• 216"W	• 216"W	Prices at right Prices at right Prices at right Prices at right Prices at right Prices at right Prices at right Prices at right Prices at right Prices at right	Specify width. Specify width. Specify width. Specify width. Specify width. Specify width. Specify width. Specify width. Specify width. Specify width.
Modular	Parametric																								
• 66"W	• 66"–71 <sup>15</sup> / <sub>16</sub> "W																								
• 72"W	• 72"–83 <sup>15</sup> / <sub>16</sub> "W																								
• 84"W	• 84"–95 <sup>15</sup> / <sub>16</sub> "W																								
• 96"W	• 96"–107 <sup>15</sup> / <sub>16</sub> "W																								
• 108"W	• 108"–119 <sup>15</sup> / <sub>16</sub> "W																								
• 120"W	• 120"–143 <sup>15</sup> / <sub>16</sub> "W																								
• 144"W	• 144"–167 <sup>15</sup> / <sub>16</sub> "W																								
• 168"W	• 168"–191 <sup>15</sup> / <sub>16</sub> "W																								
• 192"W	• 192"–215 <sup>15</sup> / <sub>16</sub> "W																								
• 216"W	• 216"W																								
<b>Corner Shape</b>	<ul style="list-style-type: none"> <li>• Rounded</li> <li>• Square</li> </ul>	No cost No cost	Specify with <i>rounded corners</i> . Specify with <i>square corners</i> .																						
<b>Edge Profile, 3 mm Plastic or Wood Veneer</b>	<ul style="list-style-type: none"> <li>• 3 mm plastic edge</li> <li>• 3 mm wood edge</li> </ul>	No cost No cost	Specify with <i>3 mm plastic edge</i> . Specify with <i>3 mm wood edge</i> .																						
<b>Edge Profile, Slice Plastic or Wood Veneer</b>	<table border="1"> <thead> <tr> <th style="background-color: #212121; color: white;">Modular</th> <th style="background-color: #212121; color: white;">Parametric</th> </tr> </thead> <tbody> <tr> <td>• 42"D</td> <td>• 42"–47<sup>15</sup>/<sub>16</sub>"D</td> </tr> <tr> <td>• 48"D</td> <td>• 48"–53<sup>15</sup>/<sub>16</sub>"D</td> </tr> <tr> <td>• 54"D</td> <td>• 54"–59<sup>15</sup>/<sub>16</sub>"D</td> </tr> <tr> <td>• 60"D</td> <td>• 60"D</td> </tr> </tbody> </table>	Modular	Parametric	• 42"D	• 42"–47 <sup>15</sup> / <sub>16</sub> "D	• 48"D	• 48"–53 <sup>15</sup> / <sub>16</sub> "D	• 54"D	• 54"–59 <sup>15</sup> / <sub>16</sub> "D	• 60"D	• 60"D	Prices at right Prices at right Prices at right Prices at right	Specify with <i>slice plastic or wood edge</i> . Specify with <i>slice plastic or wood edge</i> . Specify with <i>slice plastic or wood edge</i> . Specify with <i>slice plastic or wood edge</i> .												
Modular	Parametric																								
• 42"D	• 42"–47 <sup>15</sup> / <sub>16</sub> "D																								
• 48"D	• 48"–53 <sup>15</sup> / <sub>16</sub> "D																								
• 54"D	• 54"–59 <sup>15</sup> / <sub>16</sub> "D																								
• 60"D	• 60"D																								
<b>Edge Profile, Drop Wood Edge</b>	<table border="1"> <thead> <tr> <th style="background-color: #212121; color: white;">Modular</th> <th style="background-color: #212121; color: white;">Parametric</th> </tr> </thead> <tbody> <tr> <td>• 42"D</td> <td>• 42"–47<sup>15</sup>/<sub>16</sub>"D</td> </tr> <tr> <td>• 48"D</td> <td>• 48"–53<sup>15</sup>/<sub>16</sub>"D</td> </tr> <tr> <td>• 54"D</td> <td>• 54"–59<sup>15</sup>/<sub>16</sub>"D</td> </tr> <tr> <td>• 60"D</td> <td>• 60"D</td> </tr> </tbody> </table>	Modular	Parametric	• 42"D	• 42"–47 <sup>15</sup> / <sub>16</sub> "D	• 48"D	• 48"–53 <sup>15</sup> / <sub>16</sub> "D	• 54"D	• 54"–59 <sup>15</sup> / <sub>16</sub> "D	• 60"D	• 60"D	Prices at right Prices at right Prices at right Prices at right	Specify with <i>drop wood edge</i> . Specify with <i>drop wood edge</i> . Specify with <i>drop wood edge</i> . Specify with <i>drop wood edge</i> .												
Modular	Parametric																								
• 42"D	• 42"–47 <sup>15</sup> / <sub>16</sub> "D																								
• 48"D	• 48"–53 <sup>15</sup> / <sub>16</sub> "D																								
• 54"D	• 54"–59 <sup>15</sup> / <sub>16</sub> "D																								
• 60"D	• 60"D																								
<b>Leg Type</b>	<table border="1"> <thead> <tr> <th style="background-color: #212121; color: white;">U-leg</th> <th style="background-color: #212121; color: white;">Modular</th> <th style="background-color: #212121; color: white;">Parametric</th> </tr> </thead> <tbody> <tr> <td>• 42"D</td> <td>• 42"–47<sup>15</sup>/<sub>16</sub>"D</td> <td>• 42"–47<sup>15</sup>/<sub>16</sub>"D</td> </tr> <tr> <td>• 48"D</td> <td>• 48"–53<sup>15</sup>/<sub>16</sub>"D</td> <td>• 48"–53<sup>15</sup>/<sub>16</sub>"D</td> </tr> <tr> <td>• 54"D</td> <td>• 54"–59<sup>15</sup>/<sub>16</sub>"D</td> <td>• 54"–59<sup>15</sup>/<sub>16</sub>"D</td> </tr> <tr> <td>• 60"D</td> <td>• 60"D</td> <td>• 60"D</td> </tr> </tbody> </table>	U-leg	Modular	Parametric	• 42"D	• 42"–47 <sup>15</sup> / <sub>16</sub> "D	• 42"–47 <sup>15</sup> / <sub>16</sub> "D	• 48"D	• 48"–53 <sup>15</sup> / <sub>16</sub> "D	• 48"–53 <sup>15</sup> / <sub>16</sub> "D	• 54"D	• 54"–59 <sup>15</sup> / <sub>16</sub> "D	• 54"–59 <sup>15</sup> / <sub>16</sub> "D	• 60"D	• 60"D	• 60"D	+\$ 198 per leg +\$ 232 per leg +\$ 331 per leg +\$ 397 per leg	Specify with <i>U-leg</i> . Specify with <i>U-leg</i> . Specify with <i>U-leg</i> . Specify with <i>U-leg</i> .							
U-leg	Modular	Parametric																							
• 42"D	• 42"–47 <sup>15</sup> / <sub>16</sub> "D	• 42"–47 <sup>15</sup> / <sub>16</sub> "D																							
• 48"D	• 48"–53 <sup>15</sup> / <sub>16</sub> "D	• 48"–53 <sup>15</sup> / <sub>16</sub> "D																							
• 54"D	• 54"–59 <sup>15</sup> / <sub>16</sub> "D	• 54"–59 <sup>15</sup> / <sub>16</sub> "D																							
• 60"D	• 60"D	• 60"D																							

▶ **Required Selections, continued on next page**

## ► Required Selections, continued from previous page

	Required Selections	U.S. Price	Required to Specify
<b>Leg Type</b>	<b>Trestle leg (42"D–48"D only)</b>		
	<b>Modular</b>	<b>Parametric</b>	
	• 96"W	• 96"–107 <sup>15</sup> / <sub>16</sub> "W	+\$ 662
	• 108"W	• 108"–119 <sup>15</sup> / <sub>16</sub> "W	+\$ 859
	• 120"W	• 120"W	+\$ 925
	<b>Split trestle leg (42"D–48"D only)</b>		
	<b>Modular</b>	<b>Parametric</b>	
	• 120"W	• 120"–143 <sup>15</sup> / <sub>16</sub> "W	+\$ 993
	• 144"W	• 144"W	+\$1189

	Options	U.S. Price	Required to Specify
<b>Surface Materials</b>	<b>High-Pressure Laminate top</b>		
	• High-Pressure Laminate price group 2	See information at left	Specify High-Pressure Laminate color number.
	• High-Pressure Laminate price group 3	See information at left	Specify High-Pressure Laminate color number.
	• Open Line laminate (OLL)	+\$ 102 plus cost of laminate	► See <i>Surface Materials Reference Manual</i> .
	<b>Composite veneer top</b>		
	• Composite veneer group 1	Prices at right	Specify composite veneer color number.
	• Composite veneer group 2	Prices at right	Specify composite veneer color number.
	<b>Wood top</b>		
	• Wood group 1	Prices at right	Specify wood color number.
	• Wood group 2	Prices at right	Specify wood color number.
	• Wood group 3	Prices at right	Specify wood color number.
	• Customiz stain	No cost	Specify with <i>Customiz stain</i> .
	• Full-fill finish on wood group 1	Prices at right	► See <i>Surface Materials Reference Manual</i> . Specify full-fill finish number.
	<b>Paint price group 2 for U-leg</b>		
	<b>Modular</b>	<b>Parametric</b>	
	• 42"D	• 42"–47 <sup>15</sup> / <sub>16</sub> "D	+\$ 72 per leg
	• 48"D	• 48"–53 <sup>15</sup> / <sub>16</sub> "D	+\$ 105 per leg
	• 54"D	• 54"–59 <sup>15</sup> / <sub>16</sub> "D	+\$ 138 per leg
	• 60"D	• 60"D	+\$ 172 per leg
	<b>Paint price group 2 for trestle leg (42"D–48"D only)</b>		
	<b>Modular</b>	<b>Parametric</b>	
	• 96"W	• 96"–107 <sup>15</sup> / <sub>16</sub> "W	+\$ 346
	• 108"W	• 108"–119 <sup>15</sup> / <sub>16</sub> "W	+\$ 380
	• 120"W	• 120"W	+\$ 416
	<b>Paint price group 2 for split trestle leg (42"D–48"D only)</b>		
	<b>Modular</b>	<b>Parametric</b>	
	• 120"W	• 120"–143 <sup>15</sup> / <sub>16</sub> "W	+\$ 380
	• 144"W	• 144"W	+\$ 484
	<b>Paint price group 3 for U-leg</b>		
	<b>Modular</b>	<b>Parametric</b>	
	• 42"D	• 42"–47 <sup>15</sup> / <sub>16</sub> "D	+\$ 105
	• 48"D	• 48"–53 <sup>15</sup> / <sub>16</sub> "D	+\$ 138
	• 54"D	• 54"–59 <sup>15</sup> / <sub>16</sub> "D	+\$ 172
	• 60"D	• 60"D	+\$ 207
	<b>Paint price group 3 for trestle leg (42"D–48"D only)</b>		
	<b>Modular</b>	<b>Parametric</b>	
	• 96"W	• 96"–107 <sup>15</sup> / <sub>16</sub> "W	+\$ 484
	• 108"W	• 108"–119 <sup>15</sup> / <sub>16</sub> "W	+\$ 518
	• 120"W	• 120"W	+\$ 556

## ► Options, continued on next page

**For laminate group 2 and 3 pricing, please refer to the electronic catalog or SmartTools.**

**For Canadian Pricing**

Multiply U.S. Price by the Canadian price factor.

► See page 1 for details.

Seated-Height Rectangle Tables, with Metal Legs, continued

► Options, continued from previous page

	Options	U.S. Price	Required to Specify
<b>Surface Materials, continued</b>	<b>Paint price group 3 for split trestle leg (42"D–48"D only)</b>		
	<b>Modular</b>	<b>Parametric</b>	
	• 120"W	• 120"–143 <sup>15</sup> / <sub>16</sub> "W	+\$ 518
	• 144"W	• 144"W	+\$ 622
	<b>CC grommet finish</b>		
	• Paint price group 1	No cost	Specify paint color number.
	• Paint price group 2	+\$ 19	Specify paint color number.
	• Paint price group 3	+\$ 27	Specify paint color number.
	<b>CC grommet lid finish</b>		
	• Paint price group 1	No cost	Specify paint color number.
	• Paint price group 2	+\$ 9	Specify paint color number.
	• Paint price group 3	+\$ 22	Specify paint color number.
<b>Shape Type, Softened</b>	<b>Trestle leg (42"D–48"D only)</b>		
	<b>Modular</b>	<b>Parametric</b>	
	• 96"W	• 96"–107 <sup>15</sup> / <sub>16</sub> "W	+\$ 727
	• 108"W	• 108"–119 <sup>15</sup> / <sub>16</sub> "W	+\$ 859
	• 120"W	• 120"W	+\$ 993
	<b>Split trestle leg (42"D–48"D only)</b>		
	<b>Modular</b>	<b>Parametric</b>	
	• 120"W	• 120"–143 <sup>15</sup> / <sub>16</sub> "W	+\$ 993
	• 144"W	• 144"W	+\$1125
<b>Grain Direction</b>	• Long grain	No cost	Specify with long grain.
	• No grain direction	No cost	Specify with no grain direction.
	• Short grain	No cost	Specify with short grain.
<b>Grommet</b>	• No grommet	No cost	Specify with no grommet.
	• CC grommet		
	– One CC grommet	+\$ 198	Specify with one CC grommet.
	– Two CC grommets	+\$ 396	Specify with two CC grommets.
	– Three CC grommets	+\$ 594	Specify with three CC grommets.
	– Four CC grommets	+\$ 792	Specify with four CC grommets.
	– Six CC grommets	+\$1188	Specify with six CC grommets.
	– Eight CC grommets	+\$1584	Specify with eight CC grommets.
	• Long grommet		
	– One long grommet	+\$ 264	Specify with one long grommet.
– Two long grommets	+\$ 528	Specify with two long grommets.	
– Three long grommets	+\$ 792	Specify with three long grommets.	
– Four long grommets	+\$1056	Specify with four long grommets.	
<b>Surface Power</b>	<b>Available on tables with CC grommet(s) only</b>		
	• Three power	+\$ 179	Specify with three power.
	• Two power, two USB type A	+\$ 331	Specify with two power, two USB type A.
	• One USB type C, two power	+\$ 462	Specify with one USB type C, two power.
	• One USB type C, two USB type A, one power	+\$ 530	Specify with one USB type C, two USB type A, one power.
<b>Infeed</b>	• Plug	No cost	Specify with plug.
	• Hardwire	+\$ 39	Specify with hardwire.
<b>Hardwire Conduit Length</b>	• 72"L	No cost	Specify with 72"L.
	• 144"L	+\$ 100	Specify with 144"L.

Tip: Softened shape type is only available on trestle leg and split trestle leg. U-leg is not available in softened shape type.

Tip: When Open Line laminate top surface is selected, grain direction defaults to vertical.

► See Grommet Availability Matrix, page 402.

**Slice Wood Edge Upcharges**

Depth	Width												
	Modular	Parametric	Modular	66"	72"	84"	96"	108"	120"	144"	168"	192"	216"
			Parametric	66"–71 <sup>15</sup> / <sub>16</sub> "	72"–83 <sup>15</sup> / <sub>16</sub> "	84"–95 <sup>15</sup> / <sub>16</sub> "	96"–107 <sup>15</sup> / <sub>16</sub> "	108"–119 <sup>15</sup> / <sub>16</sub> "	120"–143 <sup>15</sup> / <sub>16</sub> "	144"–167 <sup>15</sup> / <sub>16</sub> "	168"–191 <sup>15</sup> / <sub>16</sub> "	192"–215 <sup>15</sup> / <sub>16</sub> "	216"
42"	42"–47 <sup>15</sup> / <sub>16</sub> "			+\$416	+\$462	+\$495	+\$530	+\$562	+\$595	+\$627	+\$662	+\$695	+\$727
48"	48"–53 <sup>15</sup> / <sub>16</sub> "			+\$416	+\$462	+\$495	+\$530	+\$562	+\$595	+\$627	+\$662	+\$695	+\$727
54"	54"–59 <sup>15</sup> / <sub>16</sub> "			+\$495	+\$530	+\$562	+\$595	+\$627	+\$662	+\$695	+\$727	+\$761	+\$794
60"	60"			+\$562	+\$595	+\$627	+\$662	+\$695	+\$727	+\$761	+\$794	+\$826	+\$859

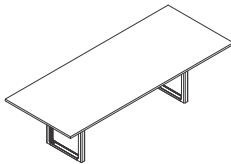
**Drop Wood Edge Upcharges**

Depth	Width												
	Modular	Parametric	Modular	66"	72"	84"	96"	108"	120"	144"	168"	192"	216"
			66"-71 <sup>15</sup> / <sub>16</sub> "	72"-83 <sup>15</sup> / <sub>16</sub> "	84"-95 <sup>15</sup> / <sub>16</sub> "	96"-107 <sup>15</sup> / <sub>16</sub> "	108"-119 <sup>15</sup> / <sub>16</sub> "	120"-143 <sup>15</sup> / <sub>16</sub> "	144"-167 <sup>15</sup> / <sub>16</sub> "	168"-191 <sup>15</sup> / <sub>16</sub> "	192"-215 <sup>15</sup> / <sub>16</sub> "	216"	
42"	42"-47 <sup>15</sup> / <sub>16</sub> "	<b>VLYRECML</b>	+\$627	+\$662	+\$695	+\$727	+\$761	+\$794	+\$826	+\$859	+\$894	+\$925	
48"	48"-53 <sup>15</sup> / <sub>16</sub> "		+\$627	+\$662	+\$695	+\$727	+\$761	+\$794	+\$826	+\$859	+\$894	+\$925	
54"	54"-59 <sup>15</sup> / <sub>16</sub> "		+\$662	+\$695	+\$727	+\$761	+\$794	+\$826	+\$859	+\$894	+\$925	+\$959	
60"	60"		+\$695	+\$727	+\$761	+\$794	+\$826	+\$859	+\$894	+\$925	+\$959	+\$993	

► **Specification Information, continued on next page**

**Specification Information**

Style Number	Dimensions		Width		U.S. Base Prices			Options				
	Depth				Laminate Price Group 1 Top	Composite Veneer Group 1 Top	Wood Group 1 Top	(Add \$ to Base Price)				
								Composite Veneer Top	Wood Top			
	Modular Depth	Parametric Depth	Modular Width	Parametric Width					Wood	Wood	Wood	Full-Fill Finish on Wood
								Group 2	Group 2	Group 3	Group 1	



Style Number	Depth	Width	Modular Width	Parametric Width	Laminate Price Group 1 Top	Composite Veneer Group 1 Top	Wood Group 1 Top	Composite Veneer Top	Wood Top	Wood Top	Full-Fill Finish on Wood
<b>VLYRECML</b>	42"	42"-47 <sup>15</sup> / <sub>16</sub> "	66"	66"-71 <sup>15</sup> / <sub>16</sub> "	\$6386	\$6665	\$6665	+\$145	+\$145	+\$583	+\$ 98
			72"	72"-83 <sup>15</sup> / <sub>16</sub> "	\$6517	\$6665	\$6665	+\$165	+\$165	+\$606	+\$ 98
			84"	84"-95 <sup>15</sup> / <sub>16</sub> "	\$6715	\$7014	\$7014	+\$193	+\$193	+\$676	+\$ 98
			96"	96"-107 <sup>15</sup> / <sub>16</sub> "	\$6914	\$7245	\$7245	+\$221	+\$221	+\$744	+\$ 98
			108"	108"-119 <sup>15</sup> / <sub>16</sub> "	\$7052	\$7390	\$7390	+\$232	+\$232	+\$782	+\$ 98
			120"	120"-143 <sup>15</sup> / <sub>16</sub> "	\$7194	\$7537	\$7537	+\$243	+\$243	+\$821	+\$129
			144"	144"-167 <sup>15</sup> / <sub>16</sub> "	\$7337	\$7688	\$7688	+\$255	+\$255	+\$862	+\$129
			168"	168"-191 <sup>15</sup> / <sub>16</sub> "	\$7484	\$7843	\$7843	+\$267	+\$267	+\$905	+\$129
	192"	192"-215 <sup>15</sup> / <sub>16</sub> "	\$7633	\$7998	\$7998	+\$281	+\$281	+\$950	+\$129		
	216"	216"	\$7788	\$8162	\$8162	+\$296	+\$296	+\$997	+\$129		

 **For Canadian Pricing**  
Multiply U.S. Price by the Canadian price factor.  
► See page 1 for details.

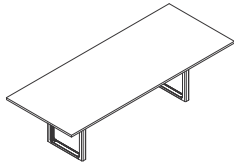


Seated-Height Rectangle Tables, with Metal Legs, continued

► Specification Information, continued from previous page

Specification Information

• Style Number	• Dimensions		• U.S. Base Prices			• Options			
	Depth	Width	Laminate Price Group 1 Top	Composite Veneer Group 1 Top	Wood Group 1 Top	(Add \$ to Base Price)			
	Modular Depth	Parametric Depth	Modular Width	Parametric Width		Composite Veneer Group 2	Wood Top		Full-Fill Finish on Wood Group 1
						Wood Group 2	Wood Group 2	Wood Group 3	



VLYRECML	48"	48"-53 <sup>15</sup> / <sub>16</sub> "	66"	66"-71 <sup>15</sup> / <sub>16</sub> "	\$ 6969	\$ 7248	\$ 7248	+\$145	+\$145	+\$ 583	+\$ 98
			72"	72"-83 <sup>15</sup> / <sub>16</sub> "	\$ 7113	\$ 7397	\$ 7397	+\$165	+\$165	+\$ 606	+\$ 98
			84"	84"-95 <sup>15</sup> / <sub>16</sub> "	\$ 7311	\$ 7642	\$ 7642	+\$193	+\$193	+\$ 676	+\$ 98
			96"	96"-107 <sup>15</sup> / <sub>16</sub> "	\$ 7509	\$ 7872	\$ 7872	+\$221	+\$221	+\$ 744	+\$ 98
			108"	108"-119 <sup>15</sup> / <sub>16</sub> "	\$ 7696	\$ 8070	\$ 8070	+\$232	+\$232	+\$ 782	+\$ 98
			120"	120"-143 <sup>15</sup> / <sub>16</sub> "	\$ 7888	\$ 8270	\$ 8270	+\$243	+\$243	+\$ 821	+\$129
			144"	144"-167 <sup>15</sup> / <sub>16</sub> "	\$ 8087	\$ 8479	\$ 8479	+\$255	+\$255	+\$ 862	+\$129
			168"	168"-191 <sup>15</sup> / <sub>16</sub> "	\$ 8288	\$ 8690	\$ 8690	+\$267	+\$267	+\$ 905	+\$129
			192"	192"-215 <sup>15</sup> / <sub>16</sub> "	\$ 8495	\$ 8907	\$ 8907	+\$281	+\$281	+\$ 950	+\$129
			216"	216"	\$ 8709	\$ 9131	\$ 9131	+\$296	+\$296	+\$ 997	+\$129
	54"	54"-59 <sup>15</sup> / <sub>16</sub> "	66"	66"-71 <sup>15</sup> / <sub>16</sub> "	\$ 9061	\$ 9423	\$ 9423	+\$174	+\$174	+\$ 699	+\$155
			72"	72"-83 <sup>15</sup> / <sub>16</sub> "	\$ 9246	\$ 9616	\$ 9616	+\$198	+\$198	+\$ 728	+\$155
			84"	84"-95 <sup>15</sup> / <sub>16</sub> "	\$ 9433	\$ 9810	\$ 9810	+\$208	+\$208	+\$ 764	+\$155
			96"	96"-107 <sup>15</sup> / <sub>16</sub> "	\$ 9618	\$10,003	\$10,003	+\$218	+\$218	+\$ 802	+\$155
			108"	108"-119 <sup>15</sup> / <sub>16</sub> "	\$ 9812	\$10,205	\$10,205	+\$232	+\$232	+\$ 844	+\$155
			120"	120"-143 <sup>15</sup> / <sub>16</sub> "	\$10,008	\$10,409	\$10,409	+\$243	+\$243	+\$ 885	+\$155
			144"	144"-167 <sup>15</sup> / <sub>16</sub> "	\$10,209	\$10,617	\$10,617	+\$253	+\$253	+\$ 929	+\$185
			168"	168"-191 <sup>15</sup> / <sub>16</sub> "	\$10,413	\$10,829	\$10,829	+\$265	+\$265	+\$ 976	+\$185
			192"	192"-215 <sup>15</sup> / <sub>16</sub> "	\$10,621	\$11,046	\$11,046	+\$279	+\$279	+\$1025	+\$185
			216"	216"	\$10,832	\$11,265	\$11,265	+\$293	+\$293	+\$1077	+\$185

► Specification Information, continued on next page



**For Canadian Pricing**

Multiply U.S. Price by the Canadian price factor.

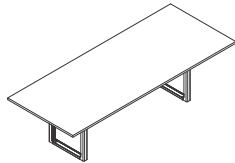
► See page 1 for details.



► Specification Information, continued from previous page

**Specification Information**

• Style Number	• Dimensions				• U.S. Base Prices			• Options				
	Depth		Width		Laminate Price Group 1 Top	Composite Veneer Group 1 Top	Wood Group 1 Top	(Add \$ to Base Price)		Composite Veneer Top		Wood Top
	Modular Depth	Parametric Depth	Modular Width	Parametric Width				Composite Veneer Group 2	Wood Group 2	Wood Group 3	Full-Fill Finish on Wood Group 1	



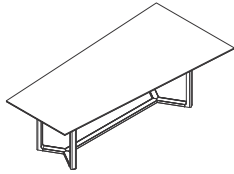
Style Number	Depth	Width	Laminate Price Group 1 Top	Composite Veneer Group 1 Top	Wood Group 1 Top	Composite Veneer Group 2	Wood Group 2	Wood Group 3	Full-Fill Finish on Wood Group 1	
VLYRECML	60"	66"	66"-71 <sup>15</sup> / <sub>16</sub> "	\$12,685	\$13,192	\$13,192	+\$174	+\$174	+\$ 699	+\$216
		72"	72"-83 <sup>15</sup> / <sub>16</sub> "	\$12,945	\$13,462	\$13,462	+\$198	+\$198	+\$ 728	+\$216
		84"	84"-95 <sup>15</sup> / <sub>16</sub> "	\$13,203	\$13,732	\$13,732	+\$208	+\$208	+\$ 764	+\$216
		96"	96"-107 <sup>15</sup> / <sub>16</sub> "	\$13,467	\$14,005	\$14,005	+\$218	+\$218	+\$ 802	+\$216
		108"	108"-119 <sup>15</sup> / <sub>16</sub> "	\$13,737	\$14,284	\$14,284	+\$232	+\$232	+\$ 844	+\$216
		120"	120"-143 <sup>15</sup> / <sub>16</sub> "	\$14,012	\$14,573	\$14,573	+\$243	+\$243	+\$ 885	+\$216
		144"	144"-167 <sup>15</sup> / <sub>16</sub> "	\$14,293	\$14,864	\$14,864	+\$253	+\$253	+\$ 929	+\$246
		168"	168"-191 <sup>15</sup> / <sub>16</sub> "	\$14,578	\$15,162	\$15,162	+\$265	+\$265	+\$ 976	+\$246
		192"	192"-215 <sup>15</sup> / <sub>16</sub> "	\$14,869	\$15,463	\$15,463	+\$279	+\$279	+\$1025	+\$246
		216"	216"	\$15,166	\$15,771	\$15,771	+\$293	+\$293	+\$1077	+\$246

 **For Canadian Pricing**  
Multiply U.S. Price by the Canadian price factor.  
► See page 1 for details.



# Seated-Height Sightline Tables

With Metal Legs



► Need help? Product details, page 392

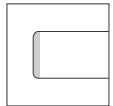
### Standard Includes

- 48"D top: High-Pressure Laminate price group 1 with 3 mm plastic edge
- Long grain direction
- Straight shape type
- Metal asymmetric trestle legs: paint price group 1
- Leg insert: furniture linoleum, Forbo

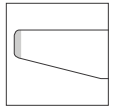
### Required to Specify

- 1 Style number
  - 2 Size option (see below under Required Selections)
  - 3 Width (see below under Required Selections)
  - 4 Edge profile (see below under Required Selections)
  - 5 Laminate color number for top, if selected
  - 6 Plastic color number for 3 mm plastic edge, if selected
  - 7 Paint color number for metal legs
  - 8 Furniture linoleum color number for leg insert
  - 9 Options, if selected (see below)
- See *Surface Materials*, page 454.

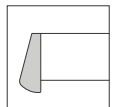
	Required Selections	U.S. Price	Required to Specify												
<b>Size Option</b>	<ul style="list-style-type: none"> <li>• Modular</li> <li>• Parametric</li> </ul>	No cost No cost	Specify with modular. Specify with parametric.												
<b>Width</b>	<table border="0"> <tr> <td><b>Modular</b></td> <td><b>Parametric</b></td> </tr> <tr> <td>• 96"W</td> <td>• 96"–107<sup>15</sup>/<sub>16</sub>"W</td> </tr> <tr> <td>• 108"W</td> <td>• 108"–119<sup>15</sup>/<sub>16</sub>"W</td> </tr> <tr> <td>• 120"W</td> <td>• 120"W</td> </tr> </table>	<b>Modular</b>	<b>Parametric</b>	• 96"W	• 96"–107 <sup>15</sup> / <sub>16</sub> "W	• 108"W	• 108"–119 <sup>15</sup> / <sub>16</sub> "W	• 120"W	• 120"W	Prices at right Prices at right Prices at right	Specify width. Specify width. Specify width.				
<b>Modular</b>	<b>Parametric</b>														
• 96"W	• 96"–107 <sup>15</sup> / <sub>16</sub> "W														
• 108"W	• 108"–119 <sup>15</sup> / <sub>16</sub> "W														
• 120"W	• 120"W														
<b>Edge Profile, 3 mm Plastic or Wood Veneer</b>	<ul style="list-style-type: none"> <li>• 3 mm plastic edge</li> <li>• 3 mm wood edge</li> </ul>	No cost No cost	Specify with 3 mm plastic edge. Specify with 3 mm wood edge.												
<b>Edge Profile, Slice Plastic or Wood Veneer</b>	<table border="0"> <tr> <td><b>Modular</b></td> <td><b>Parametric</b></td> <td></td> </tr> <tr> <td>• 96"W</td> <td>• 96"–107<sup>15</sup>/<sub>16</sub>"W</td> <td>+\$ 530</td> </tr> <tr> <td>• 108"W</td> <td>• 108"–119<sup>15</sup>/<sub>16</sub>"W</td> <td>+\$ 595</td> </tr> <tr> <td>• 120"W</td> <td>• 120"W</td> <td>+\$ 662</td> </tr> </table>	<b>Modular</b>	<b>Parametric</b>		• 96"W	• 96"–107 <sup>15</sup> / <sub>16</sub> "W	+\$ 530	• 108"W	• 108"–119 <sup>15</sup> / <sub>16</sub> "W	+\$ 595	• 120"W	• 120"W	+\$ 662		Specify with slice plastic or wood edge. Specify with slice plastic or wood edge. Specify with slice plastic or wood edge.
<b>Modular</b>	<b>Parametric</b>														
• 96"W	• 96"–107 <sup>15</sup> / <sub>16</sub> "W	+\$ 530													
• 108"W	• 108"–119 <sup>15</sup> / <sub>16</sub> "W	+\$ 595													
• 120"W	• 120"W	+\$ 662													
<b>Edge Profile, Drop Wood Edge</b>	<table border="0"> <tr> <td><b>Modular</b></td> <td><b>Parametric</b></td> <td></td> </tr> <tr> <td>• 96"W</td> <td>• 96"–107<sup>15</sup>/<sub>16</sub>"W</td> <td>+\$ 727</td> </tr> <tr> <td>• 108"W</td> <td>• 108"–119<sup>15</sup>/<sub>16</sub>"W</td> <td>+\$ 794</td> </tr> <tr> <td>• 120"W</td> <td>• 120"W</td> <td>+\$ 859</td> </tr> </table>	<b>Modular</b>	<b>Parametric</b>		• 96"W	• 96"–107 <sup>15</sup> / <sub>16</sub> "W	+\$ 727	• 108"W	• 108"–119 <sup>15</sup> / <sub>16</sub> "W	+\$ 794	• 120"W	• 120"W	+\$ 859		Specify with drop wood edge. Specify with drop wood edge. Specify with drop wood edge.
<b>Modular</b>	<b>Parametric</b>														
• 96"W	• 96"–107 <sup>15</sup> / <sub>16</sub> "W	+\$ 727													
• 108"W	• 108"–119 <sup>15</sup> / <sub>16</sub> "W	+\$ 794													
• 120"W	• 120"W	+\$ 859													



3 mm Edge, Plastic or Wood Veneer



Slice Edge, Plastic or Wood Veneer



Drop Edge, Solid Wood

*Tip: Wood edge finish will match top finish.*

*Tip: Solid drop wood edge not available on softened shapes.*

**For laminate group 2 and 3 pricing, please refer to the electronic catalog or SmartTools.**

	Options	U.S. Price	Required to Specify
<b>Surface Materials</b>	<b>High-Pressure Laminate top</b> <ul style="list-style-type: none"> <li>• High-Pressure Laminate price group 2</li> <li>• High-Pressure Laminate price group 3</li> <li>• Open Line laminate (OLL)</li> </ul>	See information at left See information at left +\$ 102 plus cost of laminate	Specify High-Pressure Laminate color number. Specify High-Pressure Laminate color number. ► See <i>Surface Materials Reference Manual</i> .
	<b>Composite veneer top</b> <ul style="list-style-type: none"> <li>• Composite veneer group 1</li> <li>• Composite veneer group 2</li> </ul>	Prices at right Prices at right	Specify composite veneer color number. Specify composite veneer color number.
	<b>Wood top</b> <ul style="list-style-type: none"> <li>• Wood group 1</li> <li>• Wood group 2</li> <li>• Wood group 3</li> <li>• Customiz stain</li> </ul>	Prices at right Prices at right Prices at right No cost	Specify wood color number. Specify wood color number. Specify wood color number. Specify with Customiz stain.
	<ul style="list-style-type: none"> <li>• Full-fill finish on wood group 1</li> </ul>	Prices at right	► See <i>Surface Materials Reference Manual</i> . Specify full-fill finish number.

► Options, continued on next page



**For Canadian Pricing**  
Multiply U.S. Price by the Canadian price factor.  
► See page 1 for details.

## ► Options, continued from previous page

Options	U.S. Price	Required to Specify
<b>Surface Materials, continued</b>	<b>Paint price group 2 for asymmetric trestle legs</b>	
<b>Modular</b>	<b>Parametric</b>	
• 96"W	• 96"–107 <sup>15</sup> / <sub>16</sub> "W	+\$331
• 108"W	• 108"–119 <sup>15</sup> / <sub>16</sub> "W	+\$363
• 120"W	• 120"W	+\$397
	<b>Paint price group 3 for asymmetric trestle legs</b>	
<b>Modular</b>	<b>Parametric</b>	
• 96"W	• 96"–107 <sup>15</sup> / <sub>16</sub> "W	+\$462
• 108"W	• 108"–119 <sup>15</sup> / <sub>16</sub> "W	+\$495
• 120"W	• 120"W	+\$530
	<b>CC grommet finish</b>	
• Paint price group 1	No cost	Specify paint color number.
• Paint price group 2	+\$ 19	Specify paint color number.
• Paint price group 3	+\$ 27	Specify paint color number.
	<b>CC grommet lid finish</b>	
• Paint price group 1	No cost	Specify paint color number.
• Paint price group 2	+\$ 9	Specify paint color number.
• Paint price group 3	+\$ 22	Specify paint color number.
<b>Shape Type, Softened Shape</b>	<b>Modular</b>	<b>Parametric</b>
• 96"W	• 96"–107 <sup>15</sup> / <sub>16</sub> "W	+\$727
• 108"W	• 108"–119 <sup>15</sup> / <sub>16</sub> "W	+\$859
• 120"W	• 120"W	+\$993
<b>Grain Direction</b>	• Long grain	No cost
	• No grain direction	No cost
	• Short grain	No cost
<b>Grommet</b>	• No grommet	No cost
	• CC grommet	
	– One CC grommet	+\$198
	– Two CC grommets	+\$396
	– Three CC grommets	+\$594
	– Four CC grommets	+\$792
	• Long grommet	
	– One long grommet	+\$264
	– Two long grommets	+\$528
<b>Surface Power</b>	• Three power	+\$179
	• Two power, two USB type A	+\$331
	• One USB type C, two power	+\$462
	• One USB type C, two USB type A, one power	+\$530
<b>Infeed</b>	• Plug	No cost
	• Hardwire	+\$ 39
<b>Hardwire Conduit Length</b>	• 72"L	No cost
	• 144"L	+\$100

Tip: When Open Line laminate top surface is selected, grain direction defaults to vertical.

► See Grommet Availability Matrix, page 402.

## ► Specification Information, on next page

**For Canadian Pricing**

Multiply U.S. Price by the Canadian price factor.

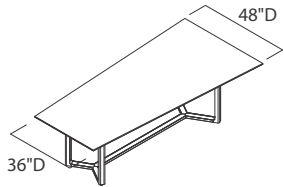
► See page 1 for details.

Seated-Height Sightline Tables, with Metal Legs, continued

► Options, on previous page

**Specification Information**

Style Number	Dimensions		U.S. Base Prices (with Asymmetric Trestle Legs)			Options (Add \$ to Base Price)			
	Depth	Width	Laminate Price Group 1 Top	Composite Veneer Group 1 Top	Wood Group 1 Top	Composite Veneer Top Group 2	Wood Top Group 2	Wood Group 3	Full-Fill Finish on Wood Group 1
		Modular Width					Wood Group 2	Wood Group 3	
		Parametric Width							



VLYSTLML	48"	96"	96"–107 <sup>15</sup> / <sub>16</sub> "	\$8133	\$8595	\$8595	+\$264	+\$264	+\$753	+\$ 98
		108"	108"–119 <sup>15</sup> / <sub>16</sub> "	\$8516	\$8991	\$8991	+\$278	+\$278	+\$789	+\$ 98
		120"	120"	\$8774	\$9260	\$9260	+\$292	+\$292	+\$828	+\$129

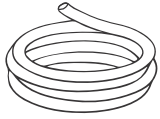


**For Canadian Pricing**

Multiply U.S. Price by the Canadian price factor.

► See page 1 for details.

## Cord Management Cover



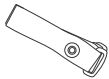
Standard Includes		Required to Specify
<ul style="list-style-type: none"> <li>▶ Need help? Product details, page 392</li> </ul>	<ul style="list-style-type: none"> <li>• Cord management cover</li> </ul>	<ul style="list-style-type: none"> <li>1 Style number</li> <li>2 Length (see below under Required Selections)</li> </ul>

Required Selections	U.S. Price	Required to Specify
<b>Length</b> <ul style="list-style-type: none"> <li>• 72"L</li> <li>• 144"L</li> </ul>	<ul style="list-style-type: none"> <li>Price below</li> <li>Price below</li> </ul>	<ul style="list-style-type: none"> <li>Specify with 72"L.</li> <li>Specify with 144"L.</li> </ul>

Specification Information		
Style Number	U.S. Prices	
	72"L	144"L
<b>VLYCDM</b>	\$47	\$100
.	.	.



## Attachment Strip Package



Standard Includes		Required to Specify
<ul style="list-style-type: none"> <li>▶ Need help? Product details, page 392</li> </ul>	<ul style="list-style-type: none"> <li>• Attachment strip package</li> </ul>	<ul style="list-style-type: none"> <li>Style number</li> </ul>

Specification Information		
Style Number	U.S. Price	
<b>VLYSTR</b>	\$33	
.	.	

 **For Canadian Pricing**  
 Multiply U.S. Price by the Canadian price factor.  
 ▶ See page 1 for details.

# Surface Materials

**This listing** includes all the surface material choices that are available for the products in this specification guide.

## Resources

For more information about surface materials, refer to the following resources:

**Additional surface materials specification tools** are available to assist you in the specification process—the Surface Materials Binders.

**The global surface materials palette** is a core collection of finishes that is available across multiple geographies (Americas/EMEA – Europe, Middle East, and Africa/APAC – Asia Pacific) and on global product lines, where applicable. For a list of finishes included in the offering, see the *Surface Materials Reference Manual*. Additional details, like product approvals by geography and finish number conversions, can also be found in the *Surface Materials Reference Manual* or see [steelcase.com/surface-materials](http://steelcase.com/surface-materials).

**Surface Materials Binders** include:

- *Surface Materials Reference Manual*
- A complete set of swatch cards for hard surfaces, vertical surface fabrics, and seating upholstery

## Wood

Steelcase carefully selects veneer and solid wood for consistent color and grain structure. Wood is a natural material and variations will occur in color, grain and texture. These variations are part of the inherent natural beauty of wood and are not considered defects.

Wood veneers and solid wood finishes will not be an exact match to woodgrain laminates. We highly recommend ordering physical samples to understand visual differences.

Forest Stewardship Council (FSC) certified wood (veneer and core) is available on most Steelcase wood products through the Specials RFQ process.

All wood products will darken with age and exposure to ultraviolet light. This is especially apparent with cherry and maple veneer. We recommend that desk accessories be rearranged periodically to ensure even aging of wood surfaces.

When storing your wood furniture, please follow the following guidelines:

- Do not store products in trailers
- Store products in areas that simulate office temperatures (60°F to 90°F)
- Store products in areas that maintain constant, office-like humidity levels
- Keep product away from light. Cover products to make sure they are not exposed to light.

Ⓜ = Established

## Steelcase Surfaces

### Veneer

Veneers are matched for proper balance and consistency. Veneers are available or quarter cut, except for Oak, which is rift cut.

▶ Refer to the *Veneer Cut Guidelines* on page 458 for descriptions of each cut.

**Open-pore finish** is a medium gloss finish that leaves the wood grain texture visible to the eye and distinguishable to the touch.

### Veneer

#### Wood Group 1

##### Flat-cut open-pore

3062	FC/OP Graphite Walnut
3402	FC/OP Clear Cherry (Aged)
3412	FC/OP Natural Cherry Ⓜ
3422	FC/OP Medium Cherry
3522	FC/OP Clear Maple
3592	FC/OP Blonde on Maple Ⓜ
3702	FC/OP Clear Walnut
3712	FC/OP Natural Walnut
3752	FC/OP Medium Walnut Ⓜ
3762	FC/OP Dark Walnut
3772	FC/OP Medium Mahogany on Walnut

##### Flat-Cut Open-Pore, Natural Veneer

3342	FC/OP Black Walnut
35A2	FC/OP Blanch Maple
37A2	FC/OP Thunder Walnut

##### Quarter-Cut Open-Pore

3042	QC/OP Ash
3222	QC/OP Clear Maple
3292	QC/OP Blonde on Maple Ⓜ
3302	QC/OP Clear Walnut
3312	QC/OP Natural Walnut
3352	QC/OP Medium Walnut Ⓜ
3362	QC/OP Dark Walnut
3372	QC/OP Medium Mahogany on Walnut
3382	QC/OP Graphite Walnut

##### Quarter-Cut Open-Pore, Natural Veneer

32A2	QC/OP Blanch Maple
33A2	QC/OP Thunder Walnut
3392	QC/OP Black Walnut

##### Rift-Cut Open-Pore

3602	RC/OP Desert Oak
------	------------------

##### Rift-Cut Full-Fill, Natural Veneer

36A2	RC/OP Volcanic Oak
------	--------------------

## Wood Group 3

### Flat-Cut Open-Pore, Natural Veneer

3082	FC/OP Washed Walnut
------	---------------------

## Wood Group 1

### Open-Pore Planked Veneer

3P41	OP Planked Cherry
3P51	OP Planked Maple
3P61	OP Planked Oak
3P71	OP Planked Walnut
3VFX	OP Unmarked Oak

*Tip: Known for its uniqueness, planked veneer has intentional and natural variations that include, but are not limited to: character marks, grain pattern, color, and natural color aging.*

### Full-Fill

**Full-fill finish** is a medium-gloss finish that completely fills the grain texture, yet allows the grain pattern to be seen. The wood has a lustrous, satiny look, and it is smooth to the touch. This finish is available on the wood worksurface or field-installed top only.

## Wood Group 2

### Flat-Cut Full-Fill

3064	FC/FF Graphite Walnut
3404	FC/FF Clear Cherry (Aged)
3414	FC/FF Natural Cherry Ⓜ
3424	FC/FF Medium Cherry
3524	FC/FF Clear Maple
3544	FC/FF Blonde on Maple Ⓜ
3704	FC/FF Clear Walnut
3714	FC/FF Natural Walnut
3754	FC/FF Medium Walnut Ⓜ
3764	FC/FF Dark Walnut
3774	FC/FF Medium Mahogany on Walnut

### Flat-Cut Full-Fill, Natural Veneer

3734	FC/FF Black Walnut
------	--------------------

### Quarter-Cut Full-Fill

3224	QC/FF Clear Maple
3294	QC/FF Blonde on Maple Ⓜ
3304	QC/FF Clear Walnut
3314	QC/FF Natural Walnut
3354	QC/FF Medium Walnut Ⓜ
3364	QC/FF Dark Walnut
3374	QC/FF Medium Mahogany on Walnut
3384	QC/FF Graphite Walnut

### Quarter-Cut Full-Fill, Natural Veneer

3394	QC/FF Black Walnut
------	--------------------

### Rift-Cut Full-Fill

3604	RC/FF Desert Oak
------	------------------

## Wood Group 3

### Flat-Cut Full-Fill, Natural Veneer

3084	FC/FF Washed Walnut
------	---------------------

## Premium Veneers

A selection of Premium veneers in this collection are available on most Steelcase brand products. The collection will be available as close to standard leadtimes as possible. However, because adequate supplies of veneer and solids must be secured, all orders will be scheduled individually. Leadtimes will vary based on Premium veneer and Premium solids availability at the time the order is placed. The collection is available as Wood Group 3 as part of our Select Surface program, and supported like standard veneers to make ordering easy. Please see the Steelcase surface materials section on [village.steelcase.com](http://village.steelcase.com) for sample information and product line availability. All premium veneers are in clear-coat.

## Wood Group 3

### Quarter-Cut Open-Pore

3832 QC/OP Figured Anegre

## Select Surfaces

### Composite Veneer

**Composite veneers** are an engineered wood intended to create specific grain patterns and characteristics. They are pre-stained and finished with Steelcase's Clarity water-borne UV topcoat, which protects the environment while providing durability and clarity. Only open-pore finishes are available on composite wood. Composite veneer and matching edge bands are available on most Steelcase brand products. Composites, for use as a solid nosing substitute, are not available. Steelcase does not recommend mixing composite veneers with natural solid nosings because composite and natural wood grain and color matching are rarely compatible. Composite veneers are available as Wood Group 1 pricing as part of our Select Surfaces program.

## Composite Veneer Group 1

### Composite Flat-Cut Open-Pore

3JDX FC/OP Oak Composite  
3JJX FC/OP Walnut Composite  
3LAX FC/OP Graphite on Oak Composite  
3LCX FC/OP Medium Cherry on Cherry Composite

### Composite Quarter-Cut Open-Pore

3F8X QC/OP European Walnut Composite  
3GGX QC/OP Zebano Composite  
3HGX QC/OP Oak Composite  
3HVX QC/OP Walnut Composite  
3LBX QC/OP Clear Walnut on Walnut Composite  
3LDX QC/OP Natural Walnut on Walnut Composite  
3ZNX QC/OP Night Cerused Oak Composite

## Composite Veneer Group 2

### Composite Flat-Cut Open-Pore

3LHX FC/OP Espresso on Walnut Composite

### Composite Quarter-Cut Open-Pore

3LEX QC/OP Desert Oak on Oak Composite  
3LGX QC/OP Chai on Walnut Composite  
3LJX QC/OP Ebony on Walnut Composite

Ⓔ = Established

## Custom Surfaces

**Customiz stain** is a service that allows you to create your own stain colors and finishes on standard veneer. Customiz stain color is available on all product lines that offer wood veneer.

A \$500 stain-matching fee applies on CUSTOMIZ requests (Exception: The \$500 fee does not apply on matches to Coalesse standard finishes or for a low-gloss finish request on a standard color). The \$500 fee covers the cost of formulating the Customiz color finish and applies regardless of whether or not an order for product is placed.

In addition, an approval form must be signed to indicate customer acceptance of Customiz match. A \$1500 initiation fee will be charged prior to first order entry. This initiation fee activates the finish for unlimited use on any Steelcase product for an 18 month time period. After the 18 month time period has lapsed, the Customiz finish may be reactivated for another 18 months for a \$1000 fee at any point within five years after the \$1500 initiation fee was paid. If the finish is not reactivated within five years after the \$1500 initiation fee was paid, the finish will be culled and the customer will need to pay the \$1500 initiation fee again. All style number related Customiz charges products are no cost as of April 2014. The matching and initiation fees are not discountable.

Customiz stain takes 10 days to formulate. Consult the *Surface Materials Reference Manual* for more information. Custom veneers are also available and must be quoted by Steelcase specials group. Customiz stain on custom veneers takes 2 to 4 weeks to formulate.

Requirements and information on ordering a Customiz stain color are found in the *Surface Materials Reference Manual*.

## Laminate

### Steelcase Surfaces

### High-Pressure Laminate

### Price Group 1

Applies to:

- Verlay tables

*Tip: Low-Pressure Laminates are not available for Verlay.*

### Fiber Laminate

2850 Vanadium Fiber  
2854 Vellum Fiber Ⓔ  
2860 Granite Fiber  
2862 Stucco Fiber Ⓔ

### Micro Laminate

2920 Marl Micro  
2921 Gypsum Micro  
2922 Clay Micro  
2923 Shadow Micro Ⓔ

### Patina Laminate

2870 Blonde Bronze Patina  
2873 Instant Iron Patina

### Solid Laminate

2722 Cream Ⓔ  
2730 Arctic White  
2746 Black  
2759 Warm White  
2811 Mist Ⓔ  
2883 Seagull  
2884 Milk  
2885 Dune  
2HAA Persian Salt  
2HAB Rose  
2HAC Indigo  
2HAD Green Citrine  
2HAE Dark Olivine  
2HAF Cloudy  
2HMG Merle  
2HWU Clay  
2HWV Chalk

### Speckle Laminate

2820 Coffee Speckle Ⓔ  
2823 Driftwood Speckle  
2824 Smoke Speckle  
2825 Vanadium Speckle

*Tip: Some wood veneer finishes and woodgrain laminates share the same name. Because of the difference in materials, veneers and laminates of the same name are not an exact match but do coordinate with each other.*

## Surface Materials, continued

**Woodgrain Laminate**

2406	Clear Cherry <b>E</b>
2409	Clear Maple
2410	Graphite Walnut*
2412	Natural Cherry
2422	Medium Cherry
2511	Winter on Maple
2535	Virginia Walnut
2536	Blackwood <b>E</b>
2538	Clear Walnut
2592	Blonde on Maple <b>E</b>
2714	Natural Walnut <b>E</b>
2HAK	Clear Oak
2HAN	Ash Noce
2HAT	Acacia
2HAW	Ash Wenge
2HBN	Bisque Noce
2HBW	Bisque Wenge
2HCN	Clay Noce
2HCW	Clay Wenge
2HSN	Storm Noce
2HSW	Storm Wenge
2HWA	Grey Kingswood
2HWB	Planked Walnut
2HWD	Resolute Walnut
2HWE	Natural Recon
2HWF	Smoked Walnut

\* When blending laminate and veneer on the same unit, the Graphite Walnut laminate is Quarter Cut and matches Quarter Cut Graphite Walnut veneer.

**Price Group 2****Textured Laminate**

2TH2	Fawn Cypress
2TH4	Saddle Oak
2TH5	Veranda Teak
2TH7	Walnut Heights
2UH1	Reclaimed Aggregate
2UH2	Reclaimed Gravel
2UH4	Cement**
2UH6	Sheetrock

\*\*2UH4 Cement has limited sizing availability, determined by product sizing and/or options. Rectangular tops with a width of 143" or greater and round tops with a diameter of 59" or greater are not available.

**Price Group 3**

Applies to:  
• Verlay tables

**Solid Laminate**

24H1	Satin White
24H2	Satin Black
24H3	Satin Stone
24H4	Satin Mocha

**E** = Established

**Custom Surfaces****Open Line Laminate (OLL)**

This service allows you to order non-standard laminate at an additional processing fee of \$102 U.S. per unit, plus the cost of the laminate.

High-Pressure Laminate pricing does not include premium or digitally printed patterns from any suppliers. Laminate cost may also vary for basic or standard laminates from other suppliers. Please contact the OLL consultant at 616.475.2426 for pricing. The cost of the laminate will be added to your invoice as a separate line on the acknowledgement.

**When processing orders for Open Line laminate**, specify 2900 in the laminate finish field and enter the OLL manufacturer information. Specify appropriate 2K finish number for the edge finish.

**Laminate Approval and Material Requirements**

To confirm whether a particular laminate has already been tested for use on a specific Steelcase product or to determine material square foot requirements:

- Visit [www.steelcase.com](http://www.steelcase.com)

**For additional information**, refer to the *Steelcase Surface Materials Reference Manual*.

**Paint****Steelcase Surfaces**

Applies to:  
• Verlay tables

**Price Group 1****Smooth Paint**

4238	Mocha
4239	Clay
4240	Chalk
4242	Milk
4710	Low Gloss Black
4843	Linen
4844	Glacier
4849	Vapor
4858	Seagull
4859	Silk
7190	Platinum Solid

**Textured Paint**

7207	Black
7225	Sand
7237	Slate <b>E</b>
7238	Fieldstone
7241	Arctic White
7243	Seagull
7360	Merle

**Price Group 2****Smooth Paint**

0835	Black
4700	Warm White

**Smooth Metallic Paint**

4140	Arctic White Glass
4743	Mineral Metallic
4750	Champagne Metallic
4798	Sterling Metallic
4799	Platinum Metallic
4803	Near Black

**Textured Metallic Paint**

7245	Carbon Metallic
7246	Midnight Metallic

**Price Group 3**

Applies to:  
• Verlay tables

**Accent Paint**

1ATG	Rose Quartz
4AV3	Blue Jay
4AV4	Baltic
4AX1	Citron
4AY2	Chili
4AZ5	Marlin
4CL1	Dark Olivine
4CL2	Ice Blue
4CL3	Aura
4CL4	Sea Glass
4CL5	Light Matcha
4CL6	Terra
4CL7	Sandstone
4CL8	Smokey Plum
4CZ5	Honey
4CZ6	Lagoon
4CZ8	Light Peacock

**Coatings**

1ATT	Cast Shadow
------	-------------

**Lux Coatings**

4B20	Obsidian
4B22	Matte Brass
4B23	Burnished Bronze
4B24	Night Bronze
4B25	Matte Copper
4B26	Smoked Mica
4B29	Cast Iron

**Custom Surfaces****Price Group 3****PerfectMatch**

PerfectMatch is a service that allows you to create your own paint color. Refer to the *Surface Materials Reference Manual* for more information about this program.

**Plastic****Steelcase Surfaces**

Applies to:

- Verlay tables

6000	Black
6009	Arctic White
6034	Natural Cherry
6036	Medium Cherry
6037	Winter on Maple
6038	Blonde on Maple <b>E</b>
6041	Natural Walnut <b>E</b>
6052	Milk
6053	Seagull
61AA	Persian Salt
61AB	Rose
61AC	Indigo
61AD	Green Citrine
61AE	Dark Olivine
61AF	Cloudy
6213	Acacia
6219	Clear Oak
6231	Graphite Walnut*
6237	Clear Maple*
6242	Virginia Walnut
6243	Blackwood <b>E</b>
6245	Clear Walnut
6249	Platinum Solid
6271	Plywood
6527	Merle
6619	Ice
6631	Cream <b>E</b>
6635	Dawn
6636	Mist
6654	Sand
6655	Warm White
6695	Midnight
6697	Fog
6698	Fieldstone
66WA	Grey Kingswood
66WB	Planked Walnut
66WD	Resolute Walnut
66WE	Natural Recon
66WF	Smoked Walnut
66WU	Clay
66WV	Chalk
6703	Ash Wenge
6704	Storm Wenge
6705	Bisque Wenge
6706	Clay Wenge
6707	Ash Noce
6708	Bisque Noce
6709	Clay Noce
6710	Storm Noce
6T02	Fawn Cypress
6T04	Saddle Oak
6T05	Veranda Teak
6T07	Walnut Heights
6T08	Aggregate
6T09	Gravel
6T10	Cement
6T12	Sheetrock

\* Not available on Low-Pressure Laminate



**Plated Metal**

**Steelcase Surfaces**

- 8042 Brushed Aluminum
- 8043 Anodized Aluminum
- 8046 Polished Aluminum
- 9201 Polished Chrome
- 9211 Nickel
- 9212 Silver
- 9214 Antique Pewter
- 9230 Antique Bronze
- 9250 Ember Chrome

**Solid Surface**

**Steelcase Surfaces**

- Applies to:
- Technology cover
- 2868 Cameo White Low Gloss
  - 2869 Nocturne Black Low Gloss

**Furniture Linoleum**

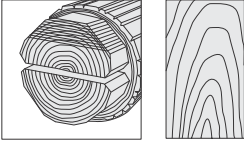
- Applies to:
- Verlay metal leg insert

**Forbo**

- C001 Mushroom
- C002 Olive
- C005 Iron
- C006 Smokey Blue
- C014 Charcoal
- C015 Mauve

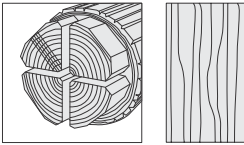
**E** = Established

# Veneer Cut Guidelines



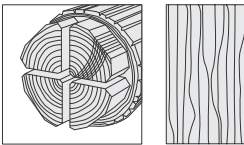
### Flat Cut

Veneer is cut parallel to the flat side of the cant at a tangent to the growth rings of the tree. This produces a cathedral or oval pattern. On average, there is a 6-8" wide leaf width. On an 18" wide surface, there will likely be three leaves showing a repeated pattern.



### Quarter Cut

Veneer is cut from quarter sections of the log which are produced by cutting each cant in half. Cutting lines are at an angle of approximately 90 degrees to the growth rings at the center of the quarter. This produces a straight grain or ribbon pattern. On average, leaves are 2½-4" wide.



### Rift Cut

This veneer cut is specifically for oak. Cutting lines are an arc approximately perpendicular to the growth rings. This produces a comb-like straight grain or ribbon pattern. On average, leaves are 2½-4" wide.

---

# media:scape

<b>media:scape TC</b>	<b>461</b>
<b>ScapeSeries Tables</b>	<b>483</b>

<b>Surface Materials</b>	<b>488</b>
--------------------------	------------



---

# Understanding and Specifying media:scape TC

---



## Statement of Line 462



### Understanding

media:scape Tables TC	<b>464</b>
media:scape TeamStudio TC	<b>466</b>
Under the Hood—media:scape TC	<b>467</b>
media:scape TC—Data Cable Routing	<b>468</b>
Dimensions—media:scape Tables TC	<b>470</b>
media:scape Display Recommendations	<b>472</b>



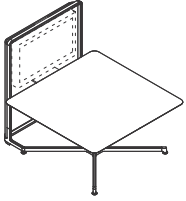
### Specifying

Desk-Height Tables TC	<b>474</b>
Stool-Height Tables TC	<b>478</b>
Seismic Anchor Brackets	<b>482</b>

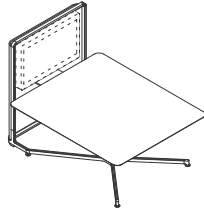
# Statement of Line

media:scape TC

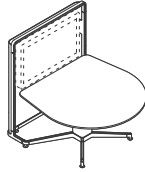
## Desk-Height Tables TC



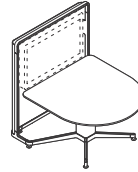
**Square Desk-Height with Attached Totem**  
Understanding  
▶ Page 464  
Specifying  
▶ Page 474



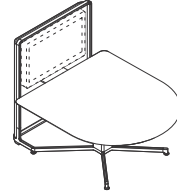
**Rectangular Desk-Height with Attached Totem**  
Understanding  
▶ Page 464  
Specifying  
▶ Page 474



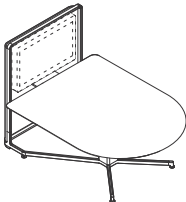
**Pear-Shaped Desk-Height with Attached Totem**  
Understanding  
▶ Page 464  
Specifying  
▶ Page 474



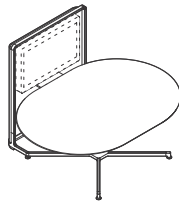
**Small D-Shaped Desk-Height Table with Attached Totem**  
Understanding  
▶ Page 464  
Specifying  
▶ Page 474



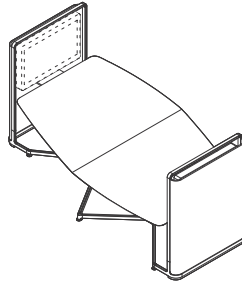
**Medium D-Shaped Desk-Height Table with Attached Totem**  
Understanding  
▶ Page 464  
Specifying  
▶ Page 474



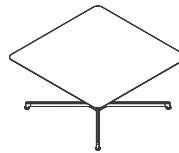
**Large D-Shaped Desk-Height Table with Attached Totem**  
Understanding  
▶ Page 464  
Specifying  
▶ Page 474



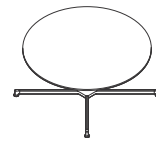
**Capsule Desk-Height Table with Attached Totem**  
Understanding  
▶ Page 464  
Specifying  
▶ Page 474



**Offset Desk-Height Table with Attached Totems**  
Understanding  
▶ Page 464  
Specifying  
▶ Page 474



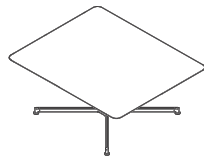
**Square Desk-Height Table**  
Understanding  
▶ Page 464  
Specifying  
▶ Page 474



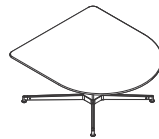
**Round Desk-Height Table**  
Understanding  
▶ Page 464  
Specifying  
▶ Page 474



**Capsule Desk-Height Table**  
Understanding  
▶ Page 464  
Specifying  
▶ Page 474



**Rectangular Desk-Height Table**  
Understanding  
▶ Page 464  
Specifying  
▶ Page 474

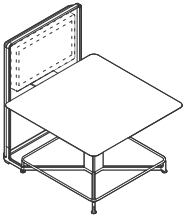


**Medium D-Shaped Desk-Height Table**  
Understanding  
▶ Page 464  
Specifying  
▶ Page 474



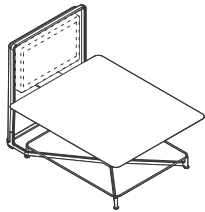
**Large D-Shaped Desk-Height Table**  
Understanding  
▶ Page 464  
Specifying  
▶ Page 474

## Stool-Height Tables TC



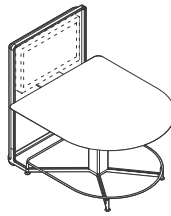
### Square Stool-Height Table with Attached Totem

Understanding  
 ▶ Page 464  
 Specifying  
 ▶ Page 478



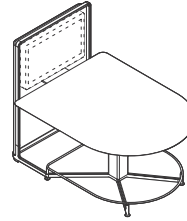
### Rectangular Stool-Height Table with Attached Totem

Understanding  
 ▶ Page 464  
 Specifying  
 ▶ Page 478



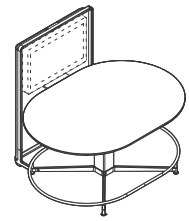
### Medium D-Shaped Stool-Height Table with Attached Totem

Understanding  
 ▶ Page 464  
 Specifying  
 ▶ Page 478



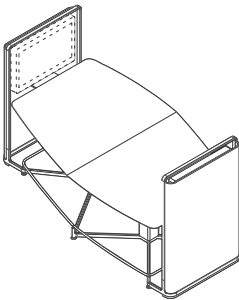
### Large D-Shaped Stool-Height Table with Attached Totem

Understanding  
 ▶ Page 464  
 Specifying  
 ▶ Page 478



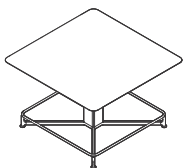
### Capsule Stool-Height Table with Attached Totem

Understanding  
 ▶ Page 464  
 Specifying  
 ▶ Page 478



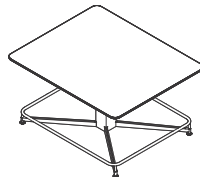
### Offset Stool-Height Table with Attached Totem

Understanding  
 ▶ Page 464  
 Specifying  
 ▶ Page 478



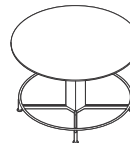
### Square Stool-Height Table

Understanding  
 ▶ Page 464  
 Specifying  
 ▶ Page 478



### Rectangular Stool-Height Table

Understanding  
 ▶ Page 464  
 Specifying  
 ▶ Page 478



### Round Stool-Height Table

Understanding  
 ▶ Page 464  
 Specifying  
 ▶ Page 478



### Capsule Stool-Height Table

Understanding  
 ▶ Page 464  
 Specifying  
 ▶ Page 478



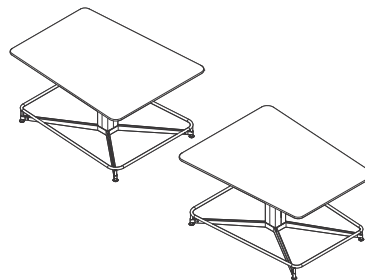
### Medium D-Shaped Stool-Height Table

Understanding  
 ▶ Page 464  
 Specifying  
 ▶ Page 478



### Large D-Shaped Stool-Height Table

Understanding  
 ▶ Page 464  
 Specifying  
 ▶ Page 478



### TeamStudio Table

Understanding  
 ▶ Page 466  
 Specifying  
 ▶ Page 481

# media:scape Tables TC

**media:scape tables TC (Technology of Choice)**

support small team, collaborative meeting spaces. The tables are offered in three heights to facilitate collaborative work in multiple postures.

► Specifying, page 474

**media:scape tables TC**

are available in three table heights: 28½"H desk-height and 38"H stool-height. Surfaces are 1¾" thick with a wood core and are supported by a column structure. All surfaces are available in laminate or veneer and come standard with a knife edge.

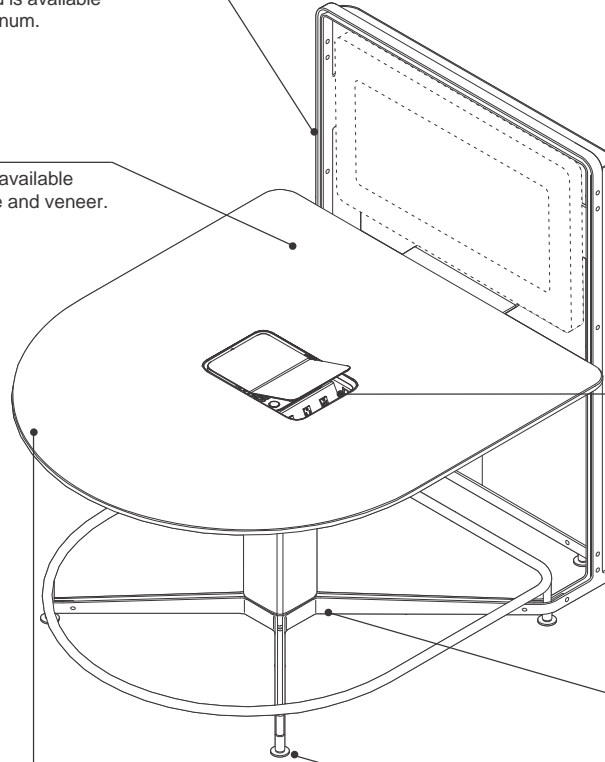
**Desk-height and stool-height tables TC**

are available in ten shapes: square, rectangular, pear, round, small D-shaped, medium D-shaped, large D-shaped, capsule, offset, and TeamStudio (stool-height only). All are offered with an attached totem, except round.

**Offset tables TC** have a two-piece top which comes standard with two totems, one on each end of the table.

**Totem** is available in three finishes. Totems may be attached to all media:scape tables except round. The totem supports one flat screen monitor with an option to support two. An infill must be specified and is available in painted aluminum.

**Surfaces** are available in both laminate and veneer.

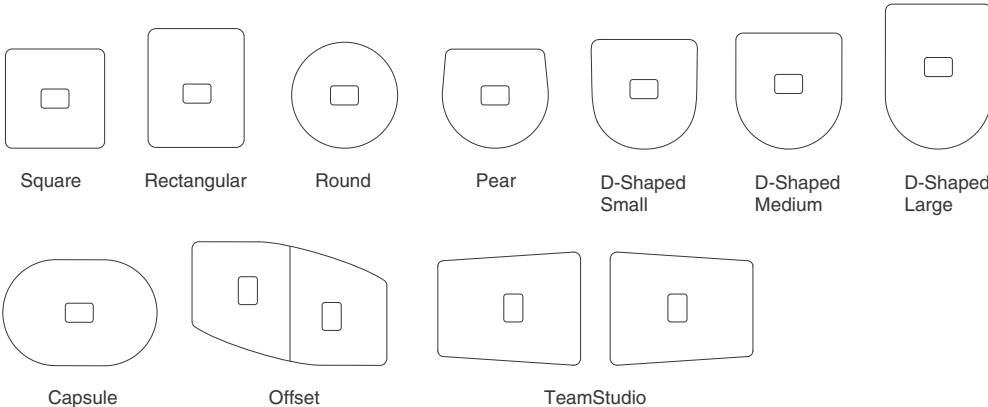


**media:scape tables TC** can be specified with or without the media well (cutout/power well). When a media well is specified, it houses six power receptacles, data ports, and has a hinged cover. No PUCKs, cables, or power button are included in media:scape tables without technology.

**Base** is available in three finishes and includes a column and legs. A stainless steel foot ring is standard on the stool-height tables.

**Profile surfaces** have a 3 mm edge banding along all sides.

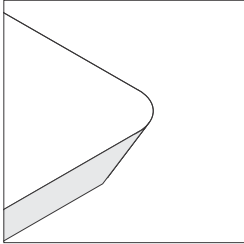
**Glides** provide 1" of adjustment for leveling.



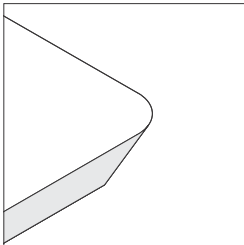
*Tip: Tables can be specified without media well (cutout/power well).*



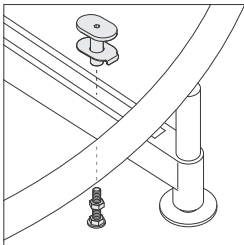
## Product Details



**Laminate surface edges** are plastic and finish selection is available.  
 ▶ See *Recommended Surface Edge Finishes*, page 493, for recommendations.



**Veneer surface edges** are veneer and match the top surface.



**Seismic anchor brackets** secure the media:scape leg to the floor in seismic zones or in settings that need to be permanently attached to the floor. Brackets are ordered separately in a package of two (two packages should be ordered per table).  
 ▶ See page 482.

**To secure a monitor to media:scape**, a locking mechanism can be ordered from an external supplier such as PDR (pdrmounts.com/pdr2/) model number PDM-0108.

### Safety Disclaimer

All Steelcase warranties and certifications are explicitly limited to the Steelcase product. For information regarding any non-Steelcase electrical or electric components, refer to the identification label(s) and use instructions provided with those components.

### Power and Data

**Power** is included whenever the media well (cutout/power well) is specified.

**Wires** can be housed in the column media well.

### Data:

End user accessible network cables can be connected within the media:scape media well for end users who require a physical network connection.

## Surface Materials

### Surface

- Laminate
- Wood veneer

### Edge

- Plastic – laminate surfaces
- Wood veneer – wood veneer surfaces

### Base

- Paint

### Column

- Painted to match base

### Media well covers

- Painted to match base

### Totem frame

- Painted to match base

### Totem infill

- Painted aluminum

### Foot ring

- Stainless steel

# media:scape TeamStudio TC

**media:scape TeamStudio TC (Technology of Choice)**

is designed for active project teams collaborating on video. The tables are offered in stool-height to optimize for video sight lines and for multiple work modes. media:scape TeamStudio facilitates the sharing of both digital and analog information, while amplifying project team collaboration for both sides of the video conference. ▶ Specifying, page 481

**Two opposing trapezoid-shaped tables** are both optimized for video conferencing sight lines, promoting active collaboration within the space.

**Circulation space** allows participants the ability to move freely throughout the space, providing them easy access to analog tools such as whiteboards and flipcharts.

**Displays on both sides of the application** allow for the appropriate placement of both content and video participants. TeamStudio can be specified with a single totem, dual totems, or no totems for displays.

**TeamStudio TC** can be specified with or without the media well (cutout/power well). When a media well is specified, it houses six power receptacles, data ports, and has a hinged cover. No PUCKs, cables, or power button are included in media:scape without technology tables.

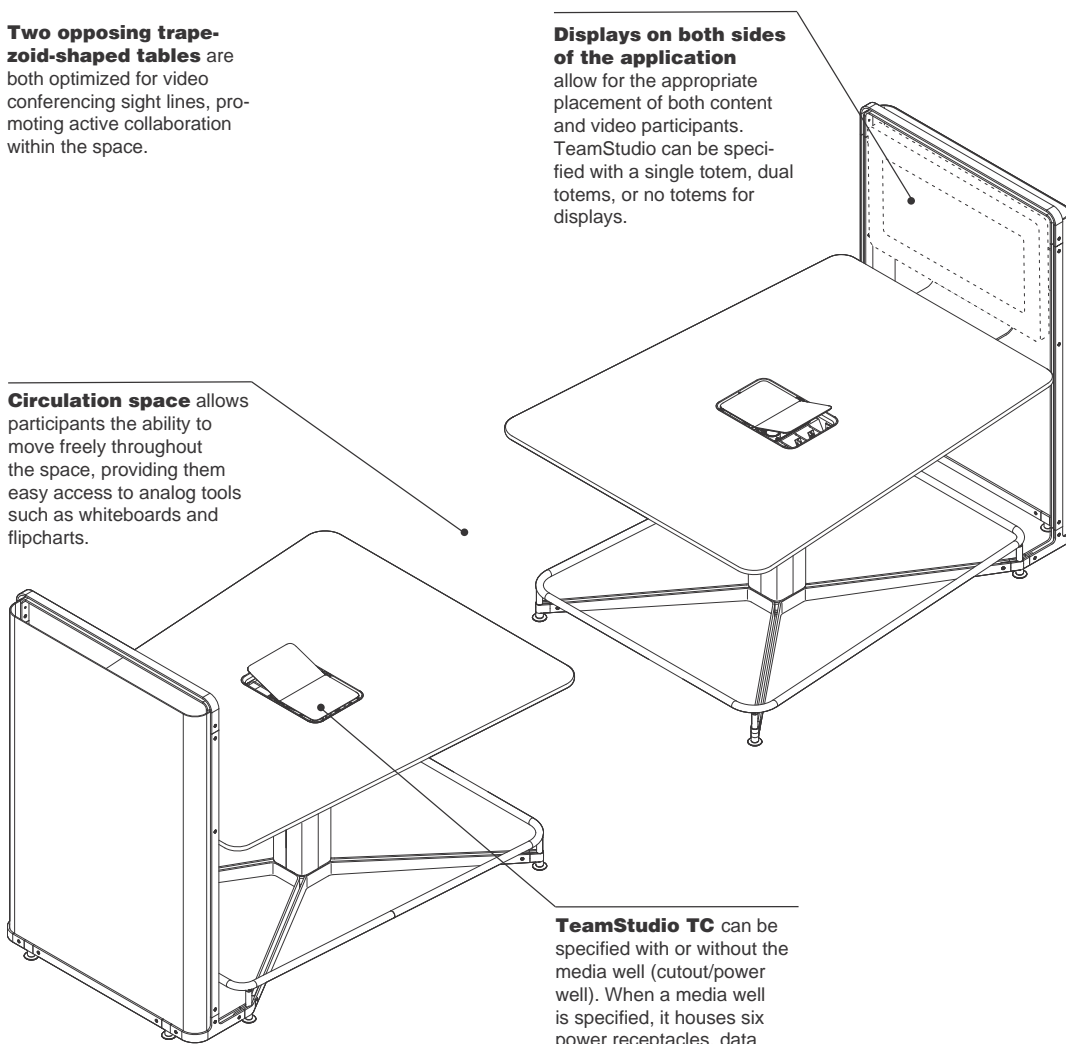
**Product Details**

**Safety Disclaimer**

Please note that these are the parameters used by Steelcase. We do not have a way of checking that the work done in the field meets all our quality standards. Therefore, please be aware that by doing a field cutout/retrofit/mounting additional equipment, you assume full responsibility for local inspections, workmanship, reliability, and ultimate performance of the product.

The safety certifications for this product, as it is sold without electronics, are provided by Steelcase. This product as sold has no EMC certifications because there are no electronic components using any frequency above 9,000hz (cycles per second). Any required safety and EMC certifications for any third party electronic systems provided by the owner will need to be acquired by the owner at its expense. Steelcase cannot provide any assistance in this electronic equipment certification.

Extension cables for media:scape TeamStudio are provided and can be routed through the floor (raised floor or cored) or via a cable track from an external supplier such as Connectrac model 3.7 In-carpet or On-floor Wireway ([www.connectrac.com](http://www.connectrac.com)). The overall length of the cable track should be at least 116".

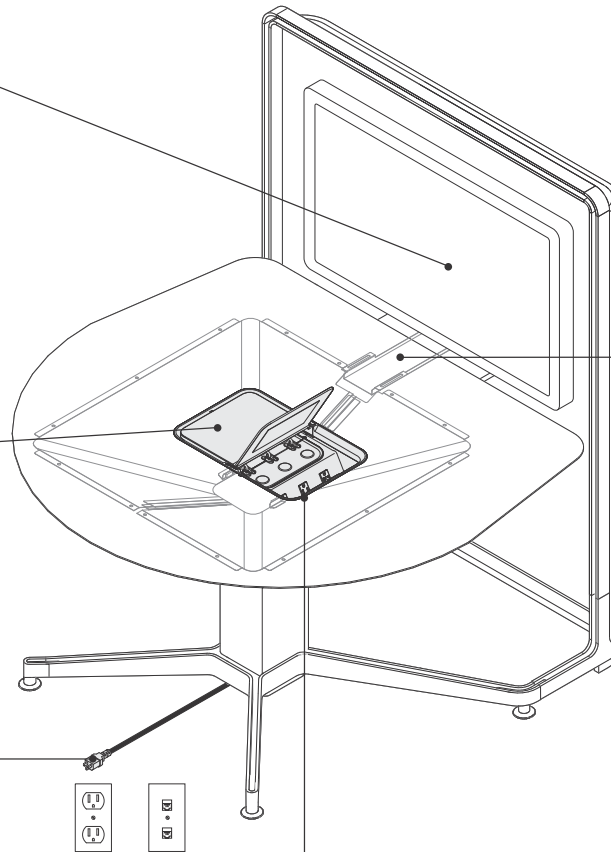


# Under the Hood—media:scape TC

**A single monitor table with totem** should be specified with a 46"–50" diagonal screen dimension for optimal viewing. A dual monitor table with totem should be specified with a 40"–42" diagonal screen dimension. The inside dimension of the totem, from above the table top to the underside of the totem, is 28<sup>1</sup>/<sub>2</sub>"H, and the internal width between the two sides of the totem is 47<sup>1</sup>/<sub>2</sub>"W.

**Media well** provides power receptacles. Data ports can be added if desired.

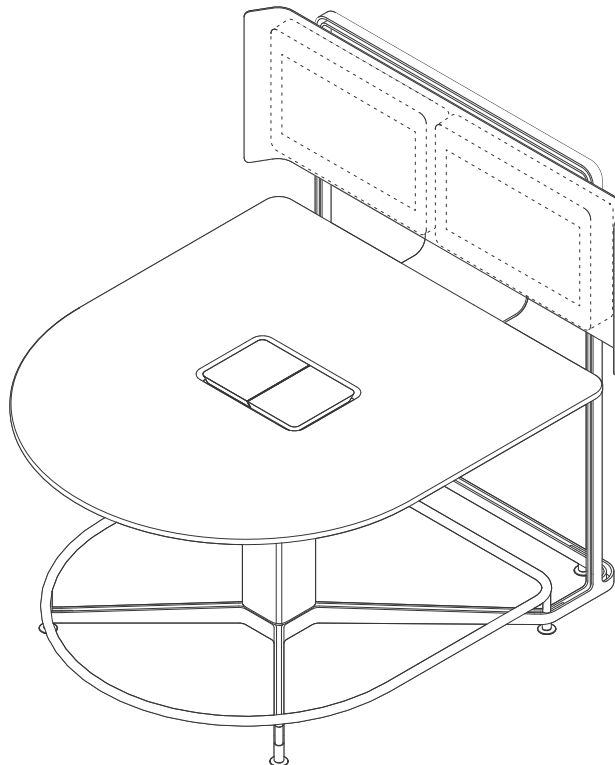
**A 7' power cord** exits the base of the column and can be plugged into the floor or wall.



**A bridge cover for ease of cable management** is included on all tables with a totem. The dimensions for this bridge cover is 5"W x 7<sup>7</sup>/<sub>8</sub>"H.

**Six power supply plugs** are provided within the media well of every media:scape table, when specified with media well (cutout/power well).

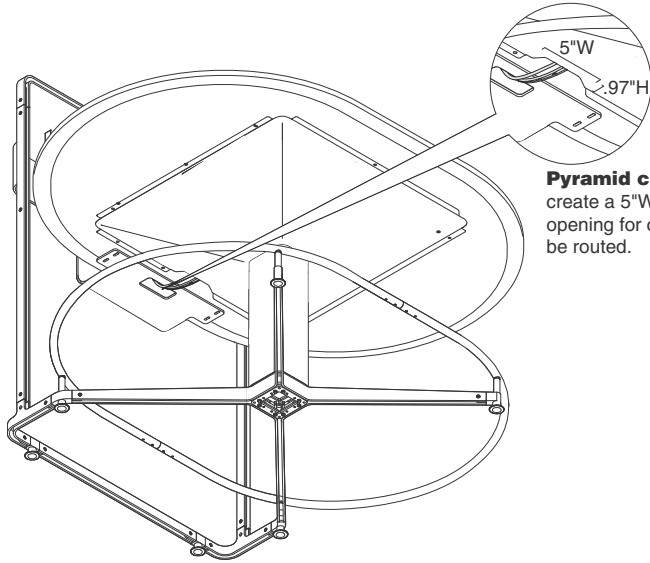
**For dual monitor solutions with a totem, a shroud** is supplied to which 43" monitors can be attached.



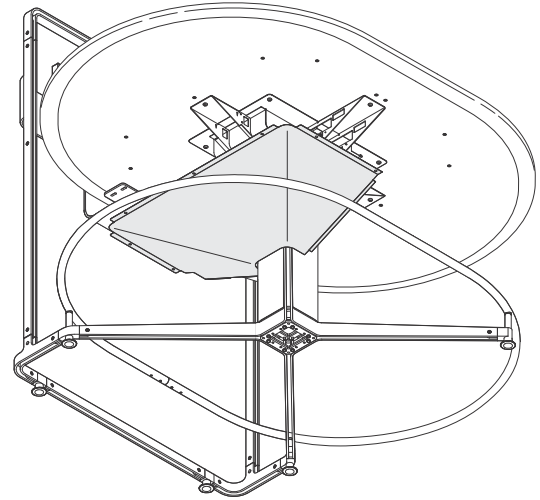
# media:scape TC—Data Cable Routing

**Data cables** can be routed up through the column and connected to the data jacks housed in the media well.

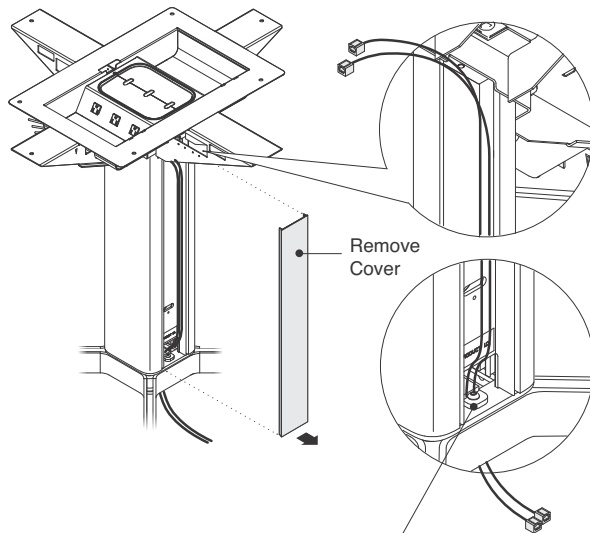
**When the unit is specified with no media well (no cutout/power well),** the space available is 21"D x 11.32"W x 3.45"H.



**Pyramid covers** create a 5"W x 0.97"H opening for cables to be routed.

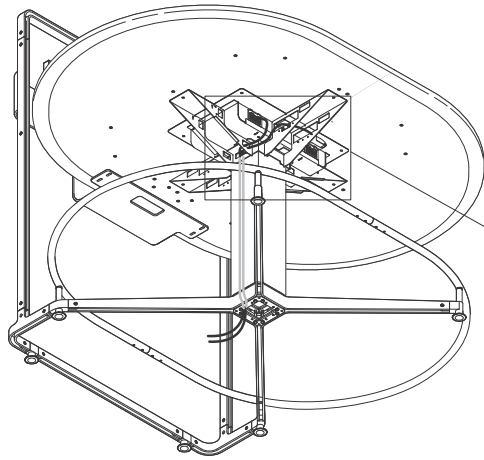


## 1. Remove covers.

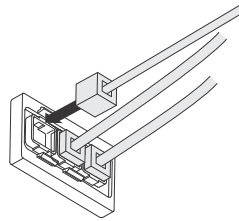


## 2. Route cables.

**Dimensions of the space** available within the column for cables is 0.93"D x 3.15"W.

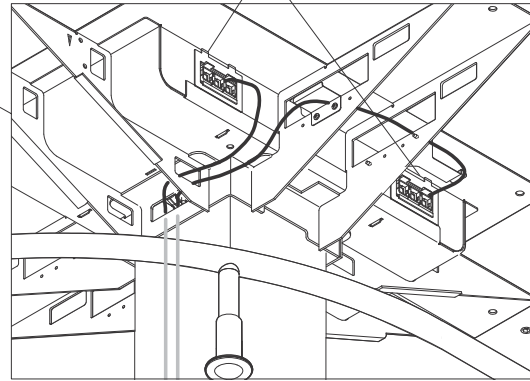


**3. Plug in data cables.**

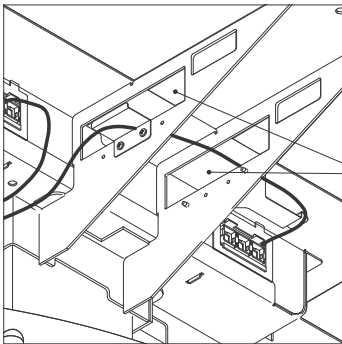


**CommScope black faceplates  
M13C-003 (included)**

*Tip: The faceplates can be removed and replaced with other standard faceplates. The faceplate opening size is 1.38"H x 2.71"W.*



media:scape - well  
**4. Replace covers.**



**Slotted support structure** can fit 5.5"D x 10"W x 1.6"H technology devices or components. Note that this opening exists on both sides of the column.

# Dimensions

## media:scape Tables TC

Features	Overall Width	Overall Length	Table Width	Table Length	Table Height	Totem Width	Totem Height	Totem Canopy Height
----------	---------------	----------------	-------------	--------------	--------------	-------------	--------------	---------------------

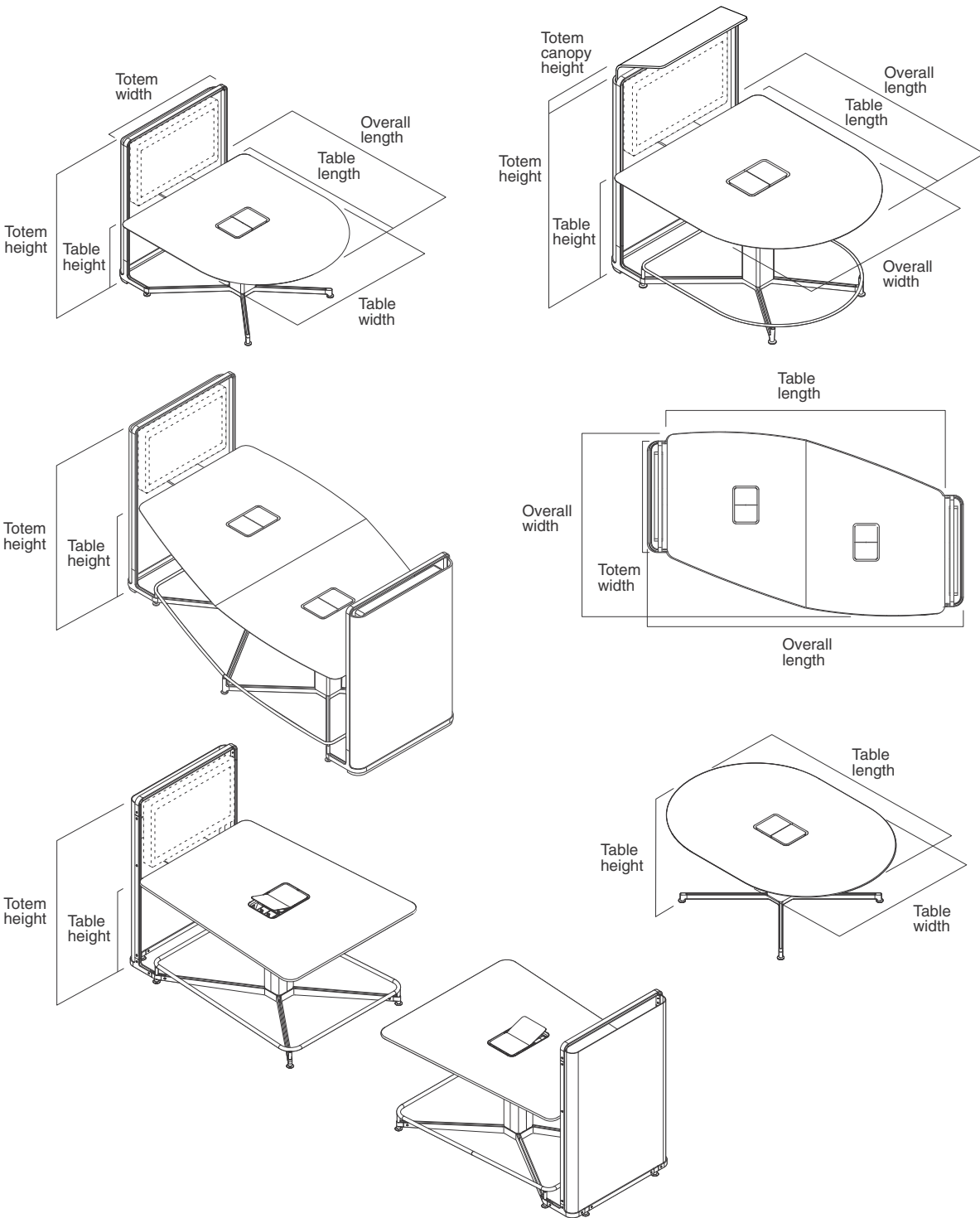
### media:scape Tables

#### Desk-Height Tables

Square	60"	N.A.	60"	60"	29"	N.A.	N.A.	N.A.
Square, attached totem	60"	67"	60"	60"	29"	50"	59"	67"
Rectangle	60"	N.A.	60"	72"	29"	N.A.	N.A.	N.A.
Rectangle, attached totem	60"	79"	60"	72"	29"	50"	59"	67"
Round	60"	N.A.	60"	60"	29"	N.A.	N.A.	N.A.
Pear, attached totem	54"	61"	54"	54"	29"	50"	59"	67"
Small D-Shaped, attached totem	50"	58"	48"	51"	29"	50"	59"	67"
Medium D-shaped, attached totem	60"	73"	60"	66"	29"	50"	59"	67"
Large D-shaped, attached totem	60"	85"	60"	78"	29"	50"	59"	67"
Capsule	84"	N.A.	84"	60"	29"	N.A.	N.A.	N.A.
Capsule, attached totem	84"	67"	84"	60"	29"	50"	59"	67"
Offset, attached totem	80"	134"	80"	120"	29"	50"	59"	67"

#### Stool-Height Tables

Square	60"	N.A.	60"	60"	38"	N.A.	N.A.	N.A.
Square, attached totem	60"	67"	60"	60"	38"	50"	68"	76"
Rectangle	60"	N.A.	60"	72"	38"	N.A.	N.A.	N.A.
Rectangle, attached totem	60"	79"	60"	72"	38"	50"	68"	76"
Round	60"	N.A.	60"	60"	38"	N.A.	N.A.	N.A.
Medium D-shaped, attached totem	60"	73"	60"	66"	38"	50"	68"	76"
Large D-shaped, attached totem	60"	85"	60"	78"	38"	50"	68"	76"
Capsule	84"	N.A.	84"	60"	38"	N.A.	N.A.	N.A.
Capsule, attached totem	84"	67"	84"	60"	38"	50"	68"	76"
Offset, attached totem	80"	134"	80"	120"	38"	50"	68"	76"
TeamStudio	60"	189"	60"	75" (per table)	38"	N.A.	N.A.	N.A.
TeamStudio, attached single totem	60"	197"	60"	75" (per table)	38"	45"	68"	76"
TeamStudio, attached dual totems	60"	205"	60"	75" (per table)	38"	45"	68"	76"



media:scape TC

# media:scape Display Recommendations

media:scape can work with many different brands and display sizes. For a display to seamlessly integrate with media:scape, the following physical and feature requirements must be met.

## Physical Requirements

Features	Display Size (Diagonal)	Maximum Width		Maximum Height		Maximum Depth		Weight	VESA Pattern (Maximum)
	Inches	mm	Inches	mm	Inches	mm	Inches		mm

### media:scape Tables TC

Tables with single display totem	46"–50"	1194 mm	47"	711 mm	28"	91 mm	3 <sup>10</sup> / <sub>16</sub> "	150 pounds	770x485 mm
Tables with dual display totem	40"–43"	991 mm	39"	711 mm	28"	91 mm	3 <sup>10</sup> / <sub>16</sub> "	150 pounds	566x333 mm

## Feature Requirements

**Must** have at least one HDMI input. media:scape digital switchers output audio, video, and control signals over HDMI.

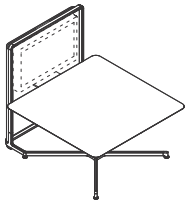
**Must** support both power-on and power-off CEC commands (digital switchers only). media:scape digital switchers send a power-on command when the system wakes up and a power-off command when the system goes to sleep using CEC (Consumer Electronics Control). Consult the display's user manual and, in some cases, contact the display manufacturer's technical support staff to determine if the display supports this functionality and how to enable this functionality.

**Should** be commercial-grade such as Samsung commercial-grade displays. media:scape will work with noncommercial-grade displays; however, most noncommercial-grade displays do not support long periods of continuous usage. Double-check the warranty restrictions before purchasing a display to ensure the warranty will not be voided if the display is installed in a commercial environment.





# Desk-Height Tables TC



*Tip: Please note that these are the parameters used by Steelcase. We do not have a way of checking that the work done in the field meets all our quality standards. Therefore, please be aware that by doing a field cutout/retrofit/mounting additional equipment, you assume full responsibility for local inspections, workmanship, reliability, and ultimate performance of the product. The safety certifications for this product, as it is sold without electronics, are provided by Steelcase. This product as sold has no EMC certifications because there are no electronic components using any frequency above 9,000hz (cycles per second). Any required safety and EMC certifications for any third party electronic systems provided by the owner will need to be acquired by the owner at its expense. Steelcase cannot provide any assistance in this electronic equipment certification.*

**For laminate price group 2 pricing,** please refer to the electronic catalog or SmartTools.



**For Canadian Pricing**  
Multiply U.S. Price by the Canadian price factor.  
▶ See page 1 for details.

Standard Includes		Required to Specify
▶ Need help? Product details, page 464	<ul style="list-style-type: none"> <li>Table: High-Pressure Laminate price group 1 surface with 3 mm plastic edge on all sides                             <ul style="list-style-type: none"> <li>– Base (with legs and feet) and column: paint</li> </ul> </li> <li>Totem with single monitor bracket, if specified</li> <li>Infill: painted aluminum, if totem is specified</li> </ul>	<ol style="list-style-type: none"> <li>Style number</li> <li>Laminate color number for surface</li> <li>Plastic color number for edges on laminate surface</li> <li>Paint color for column, table base, feet, and totem frame (if specified):                             <ul style="list-style-type: none"> <li>4140 Arctic White Gloss</li> <li>4799 Platinum Metallic</li> <li>4803 Near Black Metallic</li> </ul> </li> <li>Paint color number for infill</li> <li>Power well cutout (see below under Required Selections)</li> <li>Dual monitor shroud (see below under Required Selections)</li> <li>Infill with totem canopy (see below under Required Selections)</li> <li>Options, if selected (see below)</li> </ol> <p>▶ See <i>Surface Materials</i>, page 488.</p>

	Required Selections	U.S. Price	Required to Specify
<b>Power Well Cutout</b>	<b>Tables (except offset table)</b>		
	<ul style="list-style-type: none"> <li>No cutout</li> <li>With cutout</li> </ul>	No cost +\$1190	Specify with no cutout/power well. Specify with cutout/power well.
	<b>Offset table</b>		
	<ul style="list-style-type: none"> <li>No cutout</li> <li>With cutout</li> </ul>	No cost +\$2382	Specify with no cutout/power well. Specify with cutout/power well.
<b>Dual Monitor Shroud</b>	<b>Available on attached totem tables</b>		
	<ul style="list-style-type: none"> <li>No shroud</li> <li>Dual 43" shroud</li> </ul>	No cost +\$2099	Specify with no shroud. Specify with dual 43" shroud.
	<b>Offset table</b>		
	<ul style="list-style-type: none"> <li>No shroud</li> <li>Dual 43" shroud</li> </ul>	No cost +\$4199	Specify with no shroud. Specify with dual 43" shroud.
<b>Infill with Totem Canopy</b>	<b>Available on attached totem tables (per totem)</b>		
	<ul style="list-style-type: none"> <li>Infill only</li> <li>Infill with totem canopy</li> </ul>	No cost +\$1384	Specify with infill only. Specify with infill and totem canopy.

	Options	U.S. Price	Required to Specify
<b>Surface Materials</b>	<b>High-Pressure Laminate tables</b>		
	<ul style="list-style-type: none"> <li>Laminate price group 2</li> <li>Open Line laminate</li> </ul>	See information at left +\$ 102 plus cost of laminate	Specify laminate color number. ▶ See <i>Surface Materials Reference Manual</i> .
	<b>Composite veneer tables</b>		
	<ul style="list-style-type: none"> <li>Composite group 1 veneer surface with composite veneer edges (3 mm edge profile)</li> <li>Composite group 2 veneer surface with composite veneer edges (3 mm edge profile)</li> </ul>	Prices at right Prices at right	Specify composite veneer color number. Specify composite veneer color number.
	<b>Wood veneer tables</b>		
	<ul style="list-style-type: none"> <li>Wood group 1 veneer surface with wood veneer edges (3 mm edge profile)</li> <li>Wood group 2 veneer surface with wood veneer edges (3 mm edge profile)</li> <li>Wood group 3 veneer surface with wood veneer edges (3 mm edge profile)</li> <li>Customiz stain</li> <li>Full-fill finish on wood group 1</li> </ul>	Prices at right Prices at right Prices at right No cost Prices at right	Specify wood color number. Specify wood color number. Specify wood color number. Specify with Customiz stain. ▶ See <i>Surface Materials Reference Manual</i> . Specify full-fill finish number.

▶ Options, continued on next page

► Options, continued from previous page

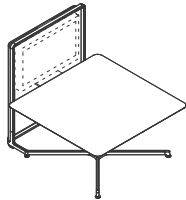
Options	U.S. Price	Required to Specify
<b>Surface Materials, continued</b>		
<b>Painted aluminum infill</b>		
• Price group 1	No cost	Specify infill finish number.
• Price group 2	+\$ 57	Specify infill finish number.
• Price group 3	+\$182	Specify infill finish number.

**Specification Information**

Dimensions				Style	U.S.	Options				
D	W	H	Totem Height	Number	Base Price	(Add \$ to Base Price)				
						<b>Comp. Veneer</b>	<b>Wood</b>			Full-Fill
						Comp.	Wood	Wood	Wood	Finish on
						Veneer	Veneer	Group 1	Group 2	Group 3
						Group 1	Group 2			Wood
										Group 1

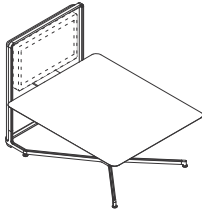
Tip: Composite veneer group 2 charge is in addition to composite veneer group 1 upcharge.

Tip: Wood group 2, wood group 3, and full-fill upcharges are in addition to wood group 1 upcharge.




**Square Desk-Height Table with Attached Totem (4–6 people)**

60"	60"	29"	59"	<b>MT03DS6060TN</b>	\$16,431	+\$828	+\$141	+\$828	+\$141	+\$493	+\$141
-----	-----	-----	-----	---------------------	----------	--------	--------	--------	--------	--------	--------



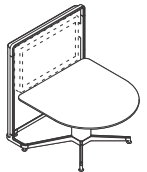
**Rectangular Desk-Height Table with Attached Totem (4–6 people)**

72"	60"	29"	59"	<b>MT03DR7260TN</b>	\$16,758	+\$994	+\$232	+\$994	+\$232	+\$803	+\$232
-----	-----	-----	-----	---------------------	----------	--------	--------	--------	--------	--------	--------



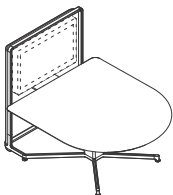
**Pear-Shaped Desk-Height Table with Attached Totem (4 people)**

54"	54"	29"	59"	<b>MT03DP4854TN</b>	\$19,519	+\$582	+\$141	+\$582	+\$141	+\$493	+\$141
-----	-----	-----	-----	---------------------	----------	--------	--------	--------	--------	--------	--------



**Small D-Shaped Desk-Height Table with Attached Totem (4 people)**

51"	48"	29"	59"	<b>MT03DSD4848TN</b>	\$17,745	+\$582	+\$102	+\$582	+\$102	+\$358	+\$102
-----	-----	-----	-----	----------------------	----------	--------	--------	--------	--------	--------	--------



**Medium D-Shaped Desk-Height Table with Attached Totem (4–6 people)**

66"	60"	29"	59"	<b>MT03DM6660TN</b>	\$18,099	+\$828	+\$232	+\$828	+\$232	+\$803	+\$232
-----	-----	-----	-----	---------------------	----------	--------	--------	--------	--------	--------	--------

► Specification Information, continued on next page



**For Canadian Pricing**

Multiply U.S. Price by the Canadian price factor.

► See page 1 for details.

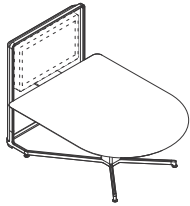
Desk-Height Tables TC, continued

► Specification Information, continued from previous page

Specification Information											
Dimensions				Style	U.S.	Options					
D	W	H	Totem Height	Number	Base Price	(Add \$ to Base Price)					
						Comp. Veneer	Wood			Full-Fill	
						Comp. Veneer	Comp. Wood	Wood Group 1	Wood Group 2	Wood Group 3	Finish on Wood
						Group 1	Group 2				Group 1

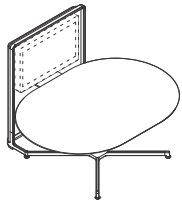
Tip: Composite veneer group 2 charge is in addition to composite veneer group 1 upcharge.

Tip: Wood group 2, wood group 3, and full-fill upcharges are in addition to wood group 1 upcharge.



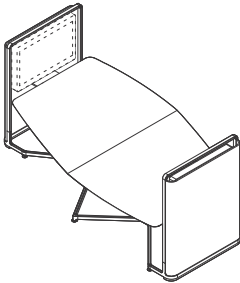
**Large D-Shaped Desk-Height Table with Attached Totem (5–7 people)**

78"	60"	29"	59"	<b>MT03DL7860TN</b>	\$18,949	+\$ 994	+\$232	+\$ 994	+\$232	+\$ 803	+\$232
-----	-----	-----	-----	---------------------	----------	---------	--------	---------	--------	---------	--------



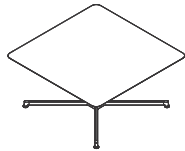
**Capsule Desk-Height Table with Attached Totem (4–6 people)**

60"	84"	29"	59"	<b>MT03DC6084TN</b>	\$18,651	+\$ 994	+\$300	+\$ 994	+\$300	+\$1044	+\$300
-----	-----	-----	-----	---------------------	----------	---------	--------	---------	--------	---------	--------



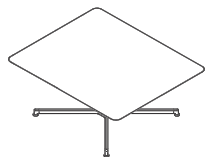
**Offset Desk-Height Table with Attached Totems (8 people)**

120"	80"	29"	54"	<b>MT03DF12076TN</b>	\$40,437	+\$2074	+\$475	+\$2074	+\$475	+\$1655	+\$475
------	-----	-----	-----	----------------------	----------	---------	--------	---------	--------	---------	--------



**Square Desk-Height Table (6–8 people)**

60"	60"	29"	N.A.	<b>MT03DS6060N</b>	\$11,461	+\$ 828	+\$141	+\$ 828	+\$141	+\$ 493	+\$141
-----	-----	-----	------	--------------------	----------	---------	--------	---------	--------	---------	--------



**Rectangular Desk-Height Table (6–8 people)**

72"	60"	29"	N.A.	<b>MT03DR7260N</b>	\$12,758	+\$ 994	+\$232	+\$ 994	+\$232	+\$ 803	+\$232
-----	-----	-----	------	--------------------	----------	---------	--------	---------	--------	---------	--------

► Specification Information, continued on next page



**For Canadian Pricing**  
 Multiply U.S. Price by the Canadian price factor.  
 ► See page 1 for details.

► Specification Information, continued from previous page

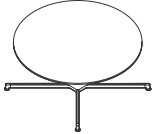
Tip: Composite veneer group 2 charge is in addition to composite veneer group 1 upcharge.

Tip: Wood group 2, wood group 3, and full-fill upcharges are in addition to wood group 1 upcharge.

Specification Information											
Dimensions				Style	U.S.	Options					
D	W	H	Totem Height	Number	Base Price	(Add \$ to Base Price)					
						Comp. Veneer	Wood			Full-Fill	
						Comp. Veneer	Comp. Wood	Wood Group 1	Wood Group 2	Wood Group 3	Finish on Wood
						Group 1	Group 2				Group 1

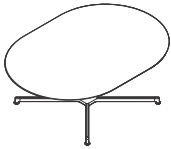
**Round Desk-Height Table (4–6 people)**

60"	60"	29"	N.A.	<b>MT03DR60N</b>	\$12,758	+\$828	+\$141	+\$828	+\$141	+\$ 494	+\$141
-----	-----	-----	------	------------------	----------	--------	--------	--------	--------	---------	--------



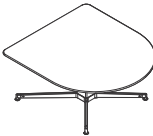
**Capsule Desk-Height Table (6–8 people)**

60"	84"	29"	N.A.	<b>MT03DC6084N</b>	\$13,286	+\$994	+\$300	+\$994	+\$300	+\$1044	+\$300
-----	-----	-----	------	--------------------	----------	--------	--------	--------	--------	---------	--------



**Medium D-Shaped Desk-Height Table (4–6 people)**

66"	60"	29"	N.A.	<b>MT03DM6660N</b>	\$12,379	+\$828	+\$232	+\$828	+\$232	+\$ 803	+\$232
-----	-----	-----	------	--------------------	----------	--------	--------	--------	--------	---------	--------



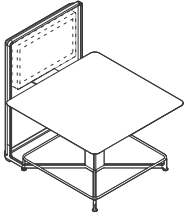
**Large D-Shaped Desk-Height Table (5–7 people)**

78"	60"	29"	N.A.	<b>MT03DL7860N</b>	\$12,758	+\$994	+\$232	+\$994	+\$232	+\$ 803	+\$232
-----	-----	-----	------	--------------------	----------	--------	--------	--------	--------	---------	--------



 **For Canadian Pricing**  
Multiply U.S. Price by the Canadian price factor.  
► See page 1 for details.

# Stool-Height Tables TC



*Tip: Please note that these are the parameters used by Steelcase. We do not have a way of checking that the work done in the field meets all our quality standards. Therefore, please be aware that by doing a field cutout/ retrofit/mounting additional equipment, you assume full responsibility for local inspections, workmanship, reliability, and ultimate performance of the product. The safety certifications for this product, as it is sold without electronics, are provided by Steelcase. This product as sold has no EMC certifications because there are no electronic components using any frequency above 9,000hz (cycles per second). Any required safety and EMC certifications for any third party electronic systems provided by the owner will need to be acquired by the owner at its expense. Steelcase cannot provide any assistance in this electronic equipment certification.*

**For laminate price group 2 pricing,** please refer to the electronic catalog or SmartTools.



**For Canadian Pricing**  
Multiply U.S. Price by the Canadian price factor.  
▶ See page 1 for details.

Standard Includes	Required to Specify
<ul style="list-style-type: none"> <li>▶ Need help? Product details, page 464</li> <li>Table: High-Pressure Laminate price group 1 surface with 3 mm plastic edge on all sides                             <ul style="list-style-type: none"> <li>– Base (with legs and feet) and column: paint</li> </ul> </li> <li>Totem with single monitor bracket, if specified</li> <li>Infill: painted aluminum, if totem is specified</li> </ul>	<ol style="list-style-type: none"> <li>Style number</li> <li>Laminate color number for surface</li> <li>Plastic color number for edges on laminate surface</li> <li>Paint color for column, table base, feet, and totem frame (if specified):                             <ul style="list-style-type: none"> <li>4140 Arctic White Gloss</li> <li>4799 Platinum Metallic</li> <li>4803 Near Black Metallic</li> </ul> </li> <li>Paint color number for infill</li> <li>Power well cutout (see below under Required Selections)</li> <li>Dual monitor shroud (see below under Required Selections)</li> <li>Infill with totem canopy (see below under Required Selections)</li> <li>Options, if selected (see below)</li> <li>▶ See <i>Surface Materials</i>, page 488.</li> </ol>

Power Well Cutout	Required Selections	U.S. Price	Required to Specify
	<b>Tables (except offset and TeamStudio tables)</b>		
	<ul style="list-style-type: none"> <li>No cutout</li> <li>With cutout</li> </ul>	<ul style="list-style-type: none"> <li>No cost</li> <li>+\$1190</li> </ul>	<ul style="list-style-type: none"> <li>Specify with no cutout/power well.</li> <li>Specify with cutout/power well.</li> </ul>
	<b>Offset and TeamStudio tables</b>		
	<ul style="list-style-type: none"> <li>No cutout</li> <li>With cutout</li> </ul>	<ul style="list-style-type: none"> <li>No cost</li> <li>+\$2382</li> </ul>	<ul style="list-style-type: none"> <li>Specify with no cutout/power well.</li> <li>Specify with cutout/power well.</li> </ul>
<b>Dual Monitor Shroud</b>	<b>Attached totem tables (except offset tables) and TeamStudio table with attached single totem</b>		
	<ul style="list-style-type: none"> <li>No shroud</li> <li>Dual 43" shroud</li> </ul>	<ul style="list-style-type: none"> <li>No cost</li> <li>+\$2099</li> </ul>	<ul style="list-style-type: none"> <li>Specify with no shroud.</li> <li>Specify with dual 43" shroud.</li> </ul>
	<b>Offset table and TeamStudio tables with attached dual totems</b>		
	<ul style="list-style-type: none"> <li>No shroud</li> <li>Dual 43" shroud</li> </ul>	<ul style="list-style-type: none"> <li>No cost</li> <li>+\$4199</li> </ul>	<ul style="list-style-type: none"> <li>Specify with no shroud.</li> <li>Specify with dual 43" shroud.</li> </ul>
<b>Infill with Totem Canopy</b>	<b>Available on attached totem tables (per totem)</b>		
	<ul style="list-style-type: none"> <li>Infill only</li> <li>Infill with totem canopy</li> </ul>	<ul style="list-style-type: none"> <li>No cost</li> <li>+\$1384</li> </ul>	<ul style="list-style-type: none"> <li>Specify with infill only.</li> <li>Specify with infill and totem canopy.</li> </ul>

Surface Materials	Options	U.S. Price	Required to Specify
	<b>High-Pressure Laminate tables</b>		
	<ul style="list-style-type: none"> <li>Laminate price group 2</li> <li>Open Line laminate</li> </ul>	<ul style="list-style-type: none"> <li>See information at left</li> <li>+\$ 102 plus cost of laminate</li> </ul>	<ul style="list-style-type: none"> <li>Specify laminate color number.</li> <li>▶ See <i>Surface Materials Reference Manual</i>.</li> </ul>
	<b>Composite veneer tables</b>		
	<ul style="list-style-type: none"> <li>Composite group 1 veneer surface with composite veneer edges (3 mm edge profile)</li> <li>Composite group 2 veneer surface with composite veneer edges (3 mm edge profile)</li> </ul>	<ul style="list-style-type: none"> <li>Prices at right</li> <li>Prices at right</li> </ul>	<ul style="list-style-type: none"> <li>Specify composite veneer color number.</li> <li>Specify composite veneer color number.</li> </ul>
	<b>Wood veneer tables</b>		
	<ul style="list-style-type: none"> <li>Wood group 1 veneer surface with wood veneer edges (3 mm edge profile)</li> <li>Wood group 2 veneer surface with wood veneer edges (3 mm edge profile)</li> <li>Wood group 3 veneer surface with wood veneer edges (3 mm edge profile)</li> <li>Customiz stain</li> </ul>	<ul style="list-style-type: none"> <li>Prices at right</li> <li>Prices at right</li> <li>Prices at right</li> <li>No cost</li> </ul>	<ul style="list-style-type: none"> <li>Specify wood color number.</li> <li>Specify wood color number.</li> <li>Specify wood color number.</li> <li>Specify with Customiz stain.</li> <li>▶ See <i>Surface Materials Reference Manual</i>.</li> </ul>
	<ul style="list-style-type: none"> <li>Full-fill finish on wood group 1</li> </ul>	<ul style="list-style-type: none"> <li>Prices at right</li> </ul>	<ul style="list-style-type: none"> <li>Specify full-fill finish number.</li> </ul>

▶ Options, continued on next page

► Options, continued from previous page

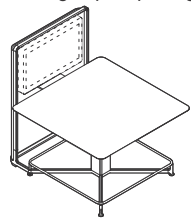
Options	U.S. Price	Required to Specify
<b>Surface Materials, continued</b>	<b>Painted aluminum infill</b>	
• Price group 1	No cost	Specify infill finish number.
• Price group 2	+\$ 68	Specify infill finish number.
• Price group 3	+\$199	Specify infill finish number.

**Specification Information**

Dimensions				Style	U.S. Base Price	Options (Add \$ to Base Price)				
D	W	H	Totem Height	Number	Price	Comp. Veneer	Wood	Wood	Wood	Finish on
.....	.....	.....	.....	.....	.....	.....	.....	.....	.....	.....
.....	.....	.....	.....	.....	.....	.....	.....	.....	.....	.....
.....	.....	.....	.....	.....	.....	.....	.....	.....	.....	.....
.....	.....	.....	.....	.....	.....	.....	.....	.....	.....	.....
.....	.....	.....	.....	.....	.....	.....	.....	.....	.....	.....
.....	.....	.....	.....	.....	.....	.....	.....	.....	.....	.....
.....	.....	.....	.....	.....	.....	.....	.....	.....	.....	.....
.....	.....	.....	.....	.....	.....	.....	.....	.....	.....	.....
.....	.....	.....	.....	.....	.....	.....	.....	.....	.....	.....

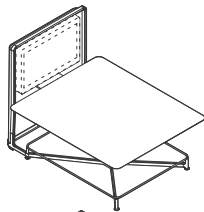
Tip: Composite veneer group 2 charge is in addition to composite veneer group 1 upcharge.

Tip: Wood group 2, wood group 3, and full-fill upcharges are in addition to wood group 1 upcharge.



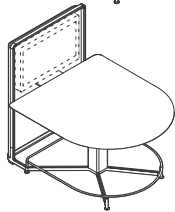
**Square Stool-Height Table with Attached Totem (4–6 People)**

60"	60"	38"	68"	<b>MT03SS6060TN</b>	\$23,074	+\$828	+\$141	+\$828	+\$141	+\$ 493	+\$141
.....	.....	.....	.....	.....	.....	.....	.....	.....	.....	.....	.....



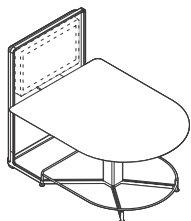
**Rectangular Stool-Height Table with Attached Totem (4–6 People)**

72"	60"	38"	68"	<b>MT03SR7260TN</b>	\$23,459	+\$994	+\$232	+\$994	+\$232	+\$ 803	+\$232
.....	.....	.....	.....	.....	.....	.....	.....	.....	.....	.....	.....



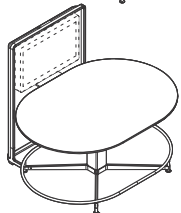
**Medium D-Shaped Stool-Height Table with Attached Totem (4–6 People)**

66"	60"	38"	68"	<b>MT03SM6660TN</b>	\$23,074	+\$828	+\$232	+\$828	+\$232	+\$ 803	+\$232
.....	.....	.....	.....	.....	.....	.....	.....	.....	.....	.....	.....



**Large D-Shaped Stool-Height Table with Attached Totem (5–7 People)**

78"	60"	38"	68"	<b>MT03SL7860TN</b>	\$23,459	+\$994	+\$232	+\$994	+\$232	+\$ 803	+\$232
.....	.....	.....	.....	.....	.....	.....	.....	.....	.....	.....	.....



**Capsule Stool-Height Table with Attached Totem (4–6 People)**

60"	84"	38"	68"	<b>MT03SC6084TN</b>	\$23,975	+\$994	+\$300	+\$994	+\$300	+\$1044	+\$300
.....	.....	.....	.....	.....	.....	.....	.....	.....	.....	.....	.....

► Specification Information, continued on next page

media:scape TC

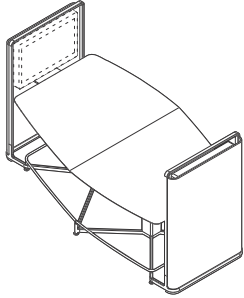
Stool-Height Tables TC, continued

► Specification Information, continued from previous page

Specification Information											
Dimensions				Style	U.S.	Options					
D	W	H	Totem Height	Number	Base Price	(Add \$ to Base Price)					
						Comp. Veneer	Wood			Full-Fill	
						Comp. Veneer	Comp. Veneer	Wood Group 1	Wood Group 2	Wood Group 3	Finish on Wood
						Group 1	Group 2				Group 1

Tip: Composite veneer group 2 charge is in addition to composite veneer group 1 upcharge.

Tip: Wood group 2, wood group 3, and full-fill upcharges are in addition to wood group 1 upcharge.

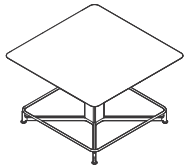


**Offset Stool-Height Table with Attached Totem (8 people)**

120" 80" 38" 68"	<b>MT03SF12076TN</b>	\$46,253	+\$2074	+\$475	+\$2074	+\$475	+\$1655	+\$475
------------------	----------------------	----------	---------	--------	---------	--------	---------	--------

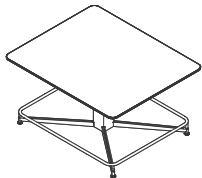
**Square Stool-Height Table (6–8 people)**

60" 60" 38" N.A.	<b>MT03SS6060N</b>	\$17,745	+\$828	+\$141	+\$828	+\$141	+\$ 493	+\$141
------------------	--------------------	----------	--------	--------	--------	--------	---------	--------



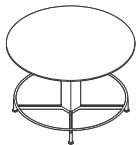
**Rectangular Stool-Height Table (6–8 people)**

72" 60" 38" N.A.	<b>MT03SR7260N</b>	\$18,099	+\$994	+\$232	+\$994	+\$232	+\$ 803	+\$232
------------------	--------------------	----------	--------	--------	--------	--------	---------	--------



**Round Stool-Height Table (4–6 people)**

60" 60" 38" N.A.	<b>MT03SR60N</b>	\$18,099	+\$828	+\$141	+\$828	+\$141	+\$ 494	+\$141
------------------	------------------	----------	--------	--------	--------	--------	---------	--------



**Capsule Stool-Height Table (6–8 people)**

60" 84" 38" N.A.	<b>MT03SC6084N</b>	\$18,651	+\$994	+\$300	+\$994	+\$300	+\$1044	+\$300
------------------	--------------------	----------	--------	--------	--------	--------	---------	--------



**Medium D-Shaped Stool-Height Table (4–6 people)**

66" 60" 38" N.A.	<b>MT03SM6660N</b>	\$17,745	+\$828	+\$232	+\$828	+\$232	+\$ 803	+\$232
------------------	--------------------	----------	--------	--------	--------	--------	---------	--------



**Large D-Shaped Stool-Height Table (5–7 people)**

78" 60" 38" N.A.	<b>MT03SL7860N</b>	\$18,099	+\$994	+\$232	+\$994	+\$232	+\$ 803	+\$232
------------------	--------------------	----------	--------	--------	--------	--------	---------	--------



► Specification Information, continued on next page



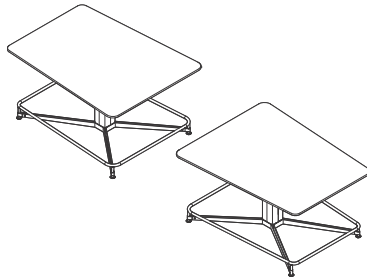
► Specification Information, continued from previous page

**Specification Information**

Tip: Composite veneer group 2 charge is in addition to composite veneer group 1 upcharge.

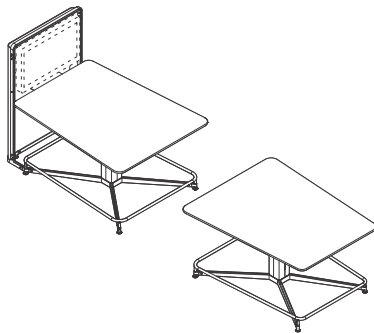
Tip: Wood group 2, wood group 3, and full-fill upcharges are in addition to wood group 1 upcharge.

Dimensions			Style Number	U.S. Base Price	Options (Add \$ to Base Price)					
D	W	H Totem Height			Comp. Veneer Group 1	Comp. Veneer Group 2	Comp. Veneer Group 3	Wood Group 1	Wood Group 2	Wood Group 3



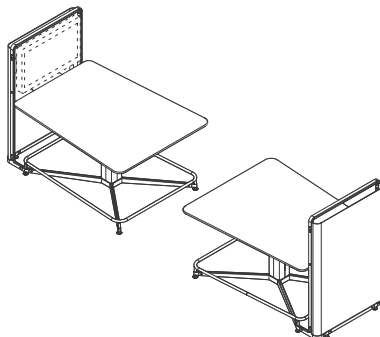
**TeamStudio Table (8-12 People)**

75"	60"	38"	N.A.	<b>MT03ST7560N</b>	\$40,823	+\$2074	+\$475	+\$2074	+\$475	+\$1655	+\$475
-----	-----	-----	------	--------------------	----------	---------	--------	---------	--------	---------	--------



**TeamStudio Attached Single Totem (8-12 People)**

75"	60"	38"	68"	<b>MT03ST7560TN</b>	\$46,112	+\$2074	+\$475	+\$2074	+\$475	+\$1655	+\$475
-----	-----	-----	-----	---------------------	----------	---------	--------	---------	--------	---------	--------

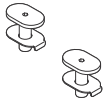


**TeamStudio Attached Dual Totems (8-12 People)**

75"	60"	38"	68"	<b>MT03ST7560TTN</b>	\$50,517	+\$2074	+\$475	+\$2074	+\$475	+\$1655	+\$475
-----	-----	-----	-----	----------------------	----------	---------	--------	---------	--------	---------	--------

 **For Canadian Pricing**  
Multiply U.S. Price by the Canadian price factor.  
► See page 1 for details.

# Seismic Anchor Brackets



*Tip: One bracket is used per leg, so two packages should be ordered per table.*

Standard Includes	Required to Specify
-------------------	---------------------

- |  |  |
|--|--|
| <ul style="list-style-type: none"> <li>▶ Need help? Product details, page 465</li> </ul> | <ul style="list-style-type: none"> <li>• Brackets: package of two</li> </ul> |
|--|--|

Specification Information	
---------------------------	--

• Style Number	• U.S. Price
•	•
•	•

<b>CQSA</b>	\$81
•	•



**For Canadian Pricing**

Multiply U.S. Price by the Canadian price factor.

▶ See page 1 for details.

---

# Understanding and Specifying ScapeSeries Tables



**Statement of Line**

**484**



**Understanding**

ScapeSeries Tables

**485**



**Specifying**

ScapeSeries Tables

**486**

# Statement of Line

ScapeSeries Tables

## ScapeSeries Tables



**Desk-Height**  
Understanding  
▶ Page 485  
Specifying  
▶ Page 486



**Stool-Height**  
Understanding  
▶ Page 485  
Specifying  
▶ Page 486

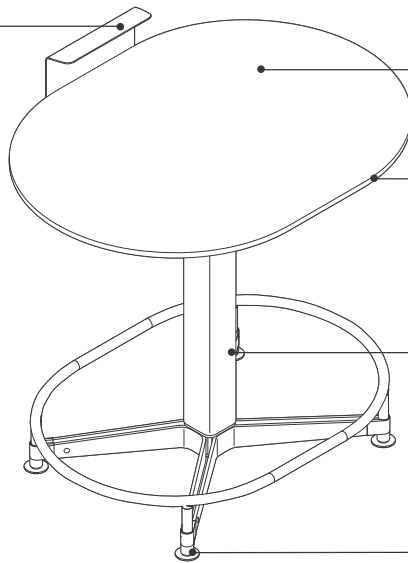
# ScapeSeries Tables

**ScapeSeries table**

invites others to walk up and collaborate in multiple postures. It combines cornerless curves with straight sides that may dock alongside walls more effectively than typical round café tables, resulting in a more thoughtful relationship between workspaces, users, and the interior architecture.

► Specifying, page 486

**Shroud** comes standard with the table. It clamps to the underside of the work surface and conceals power strip (specified separately).



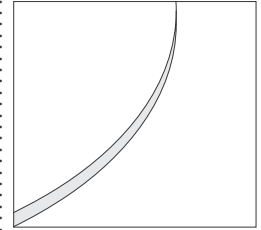
**Surfaces** are available in both laminate and veneer.

**Profile surfaces** have a 3 mm edge banding along all sides.

**Base** is available in three finishes and includes a column and legs. A stainless steel foot ring is standard on the stool-height tables.

**Glides** provide 1" of adjustment for leveling.

**Product Details**



**Laminate surface edges** are plastic and finish selection is available. ► See *Recommended Surface Edge Finishes*, page 493, for recommendations.

**Veneer surface edges** are veneer and match the top surface.

**Surface Materials**

**Surface**

- Laminate
- Wood veneer

**Edge**

- Plastic – laminate surfaces
- Wood veneer – wood veneer surfaces

**Base**

- Paint

**Column and shroud**

- Paint to match base

**Foot ring**

- Stainless steel

**Actual Dimensions**

<b>Depth</b>	32"
<b>Width</b>	42"
<b>Thickness</b>	¾"
<b>Desk Height</b>	29"
<b>Stool Height</b>	38"

# ScapeSeries Tables

Standard Includes	Required to Specify
<ul style="list-style-type: none"> <li>▶ Need help? Product details, page 485</li> <li>• Table: High-Pressure Laminate price group 1 surface with 3 mm plastic edge on all sides</li> <li>• Column, table base, legs, and shroud: paint</li> <li>• Foot ring, if stool-height selected: 803S Stainless Steel only</li> </ul>	<ol style="list-style-type: none"> <li>1 Style number</li> <li>2 Laminate color number for surface</li> <li>3 Plastic color number for edges on laminate surface</li> <li>4 Paint color for column, table base, legs, and shroud:                         <ul style="list-style-type: none"> <li>4140 Arctic White Gloss</li> <li>4799 Platinum Metallic</li> <li>4803 Near Black Metallic</li> </ul> </li> <li>5 Options, if selected (see below)                         <ul style="list-style-type: none"> <li>▶ See <i>Surface Materials</i>, page 488.</li> </ul> </li> </ol>

For laminate price group 2 pricing, please refer to the electronic catalog or SmartTools.

Surface Materials	Options	U.S. Price	Required to Specify
	<b>High-Pressure Laminate tables</b>		
	• Laminate price group 2	See information at left	Specify laminate color number.
	• Open Line laminate	+\$102 plus cost of laminate	▶ See <i>Surface Materials Reference Manual</i> .
	<b>Composite veneer tables</b>		
	• Composite group 1 veneer surface with composite veneer edges (3 mm edge profile)	+\$275	Specify <i>with composite veneer</i> and indicate composite veneer color number.
	• Composite group 2 veneer surface with composite veneer edges (3 mm edge profile)	+\$462	Specify <i>with composite veneer</i> and indicate composite veneer color number.
	<b>Wood veneer tables</b>		
	• Wood group 1 veneer surface with wood veneer edges (3 mm edge profile)	+\$275	Specify <i>with wood veneer</i> and indicate wood color number.
	• Wood group 2 veneer surface with wood veneer edges (3 mm edge profile)	+\$462	Specify <i>with wood veneer</i> and indicate wood color number.
	• Wood group 3 veneer surface with wood veneer edges (3 mm edge profile)	+\$745	Specify <i>with wood veneer</i> and indicate wood color number.
• Customiz stain	No cost	Specify <i>with Customiz stain</i> . ▶ See <i>Surface Materials Reference Manual</i> .	
• Full-fill finish on wood group 1	+\$ 78	Specify full-fill finish number.	
<b>Shroud</b>	• Omit shroud	-\$ 46	Specify <i>omit shroud</i> .

## Specification Information

Dimensions	Style	U.S.
D W H	Number	Base Price

### Desk-Height

32"	42"	29"	<b>SSTD3242</b>	\$2587
-----	-----	-----	-----------------	--------

### Stool-Height

32"	42"	38"	<b>SSTS3242</b>	\$3801
-----	-----	-----	-----------------	--------





# Surface Materials

media:scape

**This listing** includes all the surface material choices that are available for the products in this specification guide.

## Resources

For more information about surface materials, refer to the following resources:

**Additional surface materials specification tools** are available to assist you in the specification process—the Surface Materials Binders.

**The global surface materials palette** is a core collection of finishes that is available across multiple geographies (Americas/EMEA – Europe, Middle East, and Africa/APAC – Asia Pacific) and on global product lines, where applicable. For a list of finishes included in the offering, see the *Surface Materials Reference Manual*. Additional details, like product approvals by geography and finish number conversions, can also be found in the *Surface Materials Reference Manual* or see [steelcase.com/surface-materials](http://steelcase.com/surface-materials) under the Select Surfaces section.

**Surface Materials Binders** include:

- *Surface Materials Reference Manual*
- A complete set of swatch cards for hard surfaces, vertical surface fabrics, and seating upholstery

## Paint

### Steelcase Surfaces

*Tip: All products may not be available in all colors listed below.*

▶ See page 491 for an overview of the paint colors available on each component.

Applies to:

- media:scape aluminum infills
- ScapeSeries tables

### Price Group 1

#### Smooth Paint

- 4238 Mocha
- 4239 Clay
- 4240 Chalk
- 4242 Milk

#### Textured Paint

- 7207 Black
- 7225 Sand
- 7237 Slate **E**
- 7238 Fieldstone
- 7239 Midnight
- 7241 Arctic White
- 7243 Seagull
- 7360 Merle

### Price Group 2

#### Smooth Metallic Paint

- 4743 Mineral Metallic
- 4750 Champagne Metallic
- 4798 Sterling Metallic
- 4799 Platinum Metallic
- 4803 Near Black Metallic

Applies to:

- media:scape table legs, base, column and totem frame
- ScapeSeries tables
- 4799 Platinum Metallic
- 4803 Near Black Metallic

#### Smooth Paint

- 4700 Warm White

#### Textured Metallic Paint

- 7245 Carbon Metallic
- 7246 Midnight Metallic

### Price Group 3

#### Coatings

- 1ATT Cast Shadow

## Custom Surfaces

### Price Group 3

#### PerfectMatch

PerfectMatch is a service that allows you to create your own paint color. Refer to the *Surface Materials Reference Manual* for more information about this program.

## Metal/Accessory Paints

### Steelcase Surfaces

Applies to:

- media:scape table legs, base, column, and totem frame
- 4140 Arctic White Gloss

Applies to:

- media:scape table foot ring
- ScapeSeries table foot ring
- 803S Stainless Steel

## Laminate

Applies to:

- media:scape tables
- ScapeSeries tables

## Steelcase Surfaces

### High-Pressure Laminate

#### Price Group 1

#### Fiber Laminate

- 2850 Vanadium Fiber
- 2854 Vellum Fiber **E**
- 2860 Granite Fiber **E**
- 2862 Stucco Fiber **E**

#### Micro Laminate

- 2920 Marl Micro
- 2921 Gypsum Micro
- 2922 Clay Micro

#### Patina Laminate

- 2870 Blonde Bronze Patina
- 2873 Instant Iron Patina

## Solid Laminate

- 2722 Cream **E**
- 2730 Arctic White
- 2746 Black
- 2759 Warm White
- 2811 Mist **E**
- 2883 Seagull
- 2884 Milk
- 2885 Dune
- 2HAA Persian Salt
- 2HAB Rose
- 2HAC Indigo
- 2HAD Green Citrine
- 2HAE Dark Olivine
- 2HAF Cloudy
- 2HMG Merle
- 2HWU Clay
- 2HWW Chalk

## Speckle Laminate

- 2820 Coffee Speckle **E**
- 2823 Driftwood Speckle
- 2824 Smoke Speckle
- 2825 Vanadium Speckle

*Tip: Some wood veneer finishes and woodgrain laminates share the same name. Because of the difference in materials, veneers and laminates of the same name are not an exact match but do coordinate with each other.*

## Woodgrain Laminate

- 2406 Clear Cherry **E**
- 2409 Clear Maple
- 2410 Graphite Walnut
- 2412 Natural Cherry
- 2422 Medium Cherry
- 2511 Winter on Maple
- 2535 Virginia Walnut
- 2536 Blackwood **E**
- 2538 Clear Walnut
- 2592 Blonde on Maple **E**
- 2714 Natural Walnut **E**
- 2HAK Clear Oak
- 2HAN Ash Noce
- 2HAT Acacia
- 2HAW Ash Wenge
- 2HBN Bisque Noce
- 2HBW Bisque Wenge
- 2HCN Clay Noce
- 2HCW Clay Wenge
- 2HSN Storm Noce
- 2HSW Storm Wenge
- 2HWA Grey Kingswood
- 2HWB Planked Walnut
- 2HWD Resolute Walnut
- 2HWE Natural Recon
- 2HWF Smoked Walnut

## Price Group 2

### Textured Laminate

- 2TH2 Fawn Cypress
- 2TH4 Saddle Oak
- 2TH5 Veranda Teak
- 2TH7 Walnut Heights
- 2UH1 Reclaimed Aggregate
- 2UH2 Reclaimed Gravel
- 2UH4 Cement\*
- 2UH6 Sheetrock

\*2UH4 Cement has limited availability, determined by product sizing and/or options.

## Custom Surfaces

### Open Line Laminate (OLL)

This service allows you to order non-standard laminate at an additional processing fee of \$102 U.S. per unit, plus the cost of the laminate.

High-Pressure Laminate pricing does not include premium or digitally printed patterns from any suppliers. Laminate cost may also vary for basic or standard laminates from other suppliers. Please contact the OLL consultant at 616.475.2426 for pricing. The cost of the laminate will be added to your invoice as a separate line on the acknowledgement.

### When processing orders for Open Line laminate

on media:scape, specify 2900 in the laminate finish field and enter the OLL manufacturer information. Enter the required edge finish as you would a standard laminate.

### Laminate Approval and Material Requirements

To confirm whether a particular laminate has already been tested for use on a specific Steelcase product or to determine material square foot requirements:

- Visit [www.steelcase.com](http://www.steelcase.com)

**For additional information,** refer to the *Surface Materials Reference Manual*.

**E** = Established



## Wood

Applies to:

- media:scape tables
- ScapeSeries tables

Steelcase carefully selects veneer and solid wood for consistent color and grain structure. Wood is a natural material and variations will occur in color, grain and texture. These variations are part of the inherent natural beauty of wood and are not considered defects.

All wood products will darken with age and exposure to ultraviolet light. This is especially apparent with cherry and maple veneer. We recommend that desk accessories be rearranged periodically to ensure even aging of wood surfaces.

When storing your wood furniture, please follow the following guidelines:

- Do not store products in trailers
- Store products in areas that simulate office temperatures (60°F to 90°F)
- Store products in areas that maintain constant, office-like humidity levels
- Keep product away from light. Cover products to make sure they are not exposed to light.

## Steelcase Surfaces

**Veneers** are matched for proper balance and consistency. Veneers are available flat cut or quarter cut, except for Oak, which is rift cut. Refer to the *Surface Materials Reference Manual* for descriptions of each cut.

**Open-pore finish** is a medium gloss finish that leaves the wood grain texture visible to the eye and distinguishable to the touch.

## Veneer

### Wood Group 1

#### Flat-Cut Open-Pore

- 3062 FC/OP Graphite Walnut
- 3402 FC/OP Clear Cherry (Aged)
- 3412 FC/OP Natural Cherry **E**
- 3422 FC/OP Medium Cherry
- 3522 FC/OP Clear Maple
- 3592 FC/OP Blonde on Maple **E**
- 3702 FC/OP Clear Walnut
- 3712 FC/OP Natural Walnut
- 3752 FC/OP Medium Walnut **E**
- 3762 FC/OP Dark Walnut
- 3772 FC/OP Medium Mahogany on Walnut

#### Flat-Cut Open-Pore, Natural Veneer

- 3342 FC/OP Black Walnut
- 35A2 FC/OP Blanch Maple
- 37A2 FC/OP Thunder Walnut

#### Quarter-Cut Open-Pore

- 3042 QC/OP Ash **E**
- 3222 QC/OP Clear Maple
- 3292 QC/OP Blonde on Maple **E**
- 3302 QC/OP Clear Walnut
- 3312 QC/OP Natural Walnut
- 3352 QC/OP Medium Walnut **E**
- 3362 QC/OP Dark Walnut
- 3372 QC/OP Medium Mahogany on Walnut
- 3382 QC/OP Graphite Walnut

#### Quarter-Cut Open-Pore, Natural Veneer

- 32A2 QC/OP Blanch Maple
- 33A2 QC/OP Thunder Walnut
- 3392 QC/OP Black Walnut

#### Rift-Cut Open-Pore

- 3602 RC/OP Desert Oak

#### Rift-Cut Open-Pore, Natural Veneer

- 36A2 RC/OP Volcanic Oak

## Wood Group 3

### Flat-Cut Open-Pore, Natural Veneer

- 3082 FC/OP Washed Walnut

## Wood Group 1

### Open-Pore Planked Veneer

- 3P41 OP Planked Cherry
- 3P51 OP Planked Maple
- 3P61 OP Planked Oak
- 3P71 OP Planked Walnut
- 3VFX OP Unmarked Oak

*Tip: Known for its uniqueness, planked veneer has intentional and natural variations that include, but are not limited to: character marks, grain pattern, color, and natural color aging.*

## Full-Fill

**Full-fill finish** is a medium-gloss finish that completely fills the grain texture, yet allows the grain pattern to be seen. The wood has a lustrous, satiny look, and it is smooth to the touch. This finish is available on the wood worksurface or field-installed top only.

## Wood Group 2

### Flat-Cut Full-Fill

- 3064 FC/FF Graphite Walnut
- 3404 FC/FF Clear Cherry (Aged)
- 3414 FC/FF Natural Cherry **E**
- 3424 FC/FF Medium Cherry
- 3524 FC/FF Clear Maple
- 3544 FC/FF Blonde on Maple **E**
- 3704 FC/FF Clear Walnut
- 3714 FC/FF Natural Walnut
- 3754 FC/FF Medium Walnut **E**
- 3764 FC/FF Dark Walnut
- 3774 FC/FF Medium Mahogany on Walnut

### Flat-Cut Full-Fill, Natural Veneer

- 3734 FC/FF Black Walnut

#### Quarter-Cut Full-Fill

- 3224 QC/FF Clear Maple
- 3294 QC/FF Blonde on Maple **E**
- 3304 QC/FF Clear Walnut
- 3314 QC/FF Natural Walnut
- 3354 QC/FF Medium Walnut **E**
- 3364 QC/FF Dark Walnut
- 3374 QC/FF Medium Mahogany on Walnut
- 3384 QC/FF Graphite Walnut

#### Quarter-Cut Full-Fill, Natural Veneer

- 3394 QC/FF Black Walnut

#### Rift-Cut Full-Fill

- 3604 RC/FF Desert Oak

## Wood Group 3

### Flat-Cut Full-Fill, Natural Veneer

- 3084 FC/FF Washed Walnut

## Premium Veneers

A selection of Premium veneers in this collection are available on most Steelcase brand products. The collection will be available as close to standard leadtimes as possible. However, because adequate supplies of veneer and solids must be secured, all orders will be scheduled individually. Leadtimes will vary based on Premium veneer and Premium solids availability at the time the order is placed. The collection is Wood Group 3 as part of our Select Surfaces program, and supported like standard veneers to make ordering easy. Please see the Steelcase surface materials section on [village.steelcase.com](http://village.steelcase.com) for sample information and product line availability. All premium veneers are in clear-coat.

## Wood Group 3

### Quarter-Cut Open-Pore

- 3832 QC/OP Figured Anegre

**E** = Established

Surface Materials, media:scape, continued

**Composite Veneer**

Composite veneers are an engineered wood intended to create specific grain patterns and characteristics. They are pre-stained and finished with Steelcase's Clarity water-borne UV topcoat, which protects the environment while providing durability and clarity. Only open-pore finishes are available on composite wood. Composite veneer and matching edge bands are available on most Steelcase brand products. Composites, for use as a solid nosing substitute, are not available. Steelcase does not recommend mixing composite veneers with natural solid nosings because composite and natural wood grain and color matching are rarely compatible. Composite veneers are available as Wood Group 1 pricing as part of our Select Surfaces program.

Composite veneers are not available on Answer trims.

**Composite Veneer Group 1**

**Composite Flat-Cut Open-Pore**

- 3JDX FC/OP Oak Composite
- 3JXX FC/OP Walnut Composite
- 3LAX FC/OP Graphite on Oak Composite
- 3LCX FC/OP Medium Cherry on Cherry Composite

**Composite Quarter-Cut Open-Pore**

- 3F8X QC/OP European Walnut Composite
- 3GGX QC/OP Zebrano Composite
- 3HGX QC/OP Oak Composite
- 3HVX QC/OP Walnut Composite
- 3LBX QC/OP Clear Walnut on Walnut Composite
- 3LDX QC/OP Natural Walnut on Walnut Composite
- 3ZNX QC/OP Night Cerused Oak Composite

**Composite Veneer Group 2**

**Composite Flat-Cut Open-Pore**

- 3LHX FC/OP Espresso on Walnut Composite

**Composite Quarter-Cut Open-Pore**

- 3LEX QC/OP Desert Oak on Oak Composite
- 3LGX QC/OP Chai on Walnut Composite
- 3LJX QC/OP Ebony on Walnut Composite

**Custom Surfaces**

**Customiz stain** is a service that allows you to create your own stain colors and finishes on standard veneer. Customiz stain color is available on all product lines that offer wood veneer.

A \$500 stain-matching fee applies on CUSTOMIZ requests (Exception: The \$500 fee does not apply on matches to Coalesse standard finishes or for a low-gloss finish request on a standard color). The \$500 fee covers the cost of formulating the Customiz color finish and applies regardless of whether or not an order for product is placed.

In addition, an approval form must be signed to indicate customer acceptance of Customiz match. A \$1,500 initiation fee will be charged prior to first order entry. This initiation fee activates the finish for unlimited use on any Steelcase product for an 18 month time period. After the 18 month time period has lapsed, the Customiz finish may be reactivated for another 18 months for a \$1,000 fee at any point within five years after the \$1,500 initiation fee was paid. If the finish is not reactivated within five years after the \$1,500 initiation fee was paid, the finish will be culled and the customer will need to pay the \$1,500 initiation fee again. All style number related Customiz charges products are no cost as of April 2014. The matching and initiation fees are not discountable.

Customiz stain takes 10 days to formulate. Consult the *Surface Materials Reference Manual* for more information. Custom veneers are also available and must be quoted by Steelcase specials group. Customiz stain on custom veneers takes 2 to 4 weeks to formulate.

Requirements and information on ordering a Customiz stain color are found in the *Surface Materials Reference Manual*.

**Plastic**

**Steelcase Surfaces**

Applies to:

- media:scape tables
- ScapeSeries tables

- |                               |                      |
|-------------------------------|----------------------|
| 6000 Black                    | 6635 Dawn <b>E</b>   |
| 6001 Coffee                   | 6636 Mist            |
| 6009 Arctic White             | 6654 Sand            |
| 6034 Natural Cherry           | 6655 Warm White      |
| 6036 Medium Cherry            | 6694 Slate           |
| 6037 Winter on Maple          | 6695 Midnight        |
| 6038 Blonde on Maple <b>E</b> | 6697 Fog             |
| 6041 Natural Walnut <b>E</b>  | 6698 Fieldstone      |
| 6052 Milk                     | 66WA Grey Kingswood  |
| 6053 Seagull                  | 66WB Planked Walnut  |
| 6169 Stone                    | 66WD Resolute Walnut |
| 6170 Mocha                    | 66WE Natural Recon   |
| 61AA Persian Salt             | 66WF Smoked Walnut   |
| 61AB Rose                     | 66WU Clay            |
| 61AC Indigo                   | 66WV Chalk           |
| 61AD Green Citrine            | 6703 Ash Wenge       |
| 61AE Dark Olivine             | 6704 Storm Wenge     |
| 61AF Cloudy                   | 6705 Bisque Wenge    |
| 6213 Acacia                   | 6706 Clay Wenge      |
| 6219 Clear Oak                | 6707 Ash Noce        |
| 6231 Graphite Walnut          | 6708 Bisque Noce     |
| 6237 Clear Maple              | 6709 Clay Noce       |
| 6242 Virginia Walnut          | 6710 Storm Noce      |
| 6243 Blackwood <b>E</b>       | 6T02 Fawn Cypress    |
| 6245 Clear Walnut             | 6T04 Saddle Oak      |
| 6249 Platinum Solid           | 6T05 Veranda Teak    |
| 6271 Plywood                  | 6T07 Walnut Heights  |
| 6527 Merle                    | 6T08 Aggregate       |
| 6612 Grey V2 <b>E</b>         | 6T09 Gravel          |
| 6615 Grey V5                  | 6T10 Cement          |
| 6619 Ice <b>E</b>             | 6T12 Sheetrock       |
| 6631 Cream <b>E</b>           |                      |

*Tip: Light color plastic edges are susceptible to degradation due to normal wear and tear. Staining (e.g., ball point pen or clothing dyes such as blue jeans) and dirt effects are more pronounced in light colors and are not considered defects.*

**E** = Established

# Paint Color Availability Matrix

**Legend**

- = Not available
- = Available
- Ⓢ = Established

	media:scape Tables Column, table base, table feet, and totem frame			ScapeSeries Tables Column, table base, table feet, and shroud		
		Totem infills	Shrouds			
<b>Paint Price Group 1 (Smooth)</b>						
4238 Mocha	•	■	•	•	•	•
4239 Clay	•	■	•	•	•	•
4240 Chalk	•	■	•	•	•	•
4242 Milk	•	■	•	•	•	•
<b>Paint Price Group 1 (Textured)</b>						
7207 Black	•	■	•	•	•	•
7225 Sand	•	■	•	•	•	•
7237 Slate Ⓢ	•	■	•	•	•	•
7238 Fieldstone	•	■	•	•	•	•
7239 Midnight	•	■	•	•	•	•
7241 Arctic White	•	■	•	•	•	•
7243 Seagull	•	■	•	•	•	•
7360 Merle	•	■	•	•	•	•
<b>Paint Price Group 2 (Metallic)</b>						
4743 Mineral Metallic	•	■	•	•	•	•
4750 Champagne Metallic	•	■	•	•	•	•
4798 Sterling Metallic	•	■	•	•	•	•
4799 Platinum Metallic	■	■	■	■	■	■
4803 Near Black Metallic	■	■	■	■	■	■
7245 Carbon Metallic	•	■	•	•	•	•
7246 Midnight Metallic	•	■	•	•	•	•
<b>Paint Price Group 2 (Smooth)</b>						
0835 Black	•	■	•	•	•	•
<b>Accessory Paints</b>						
4140 Arctic White Gloss	■	•	■	■	•	■
4144 Black Gloss	•	•	•	•	•	•

# Laminate Matrix

## High-Pressure Laminate

### Legend

- = Not available
- = Available
- = Available with exceptions
- Ⓔ = Established

	media:scape Tables	ScapeSeries Tables
--	--------------------	--------------------

High-Pressure Laminates (HPL)		
<b>Fiber Laminates</b>		
<b>2850</b> Vanadium Fiber	■	■
<b>2854</b> Vellum Fiber Ⓔ	■	■
<b>2860</b> Granite Fiber	■	■
<b>2862</b> Stucco Fiber Ⓔ	■	■
<b>Micro Laminates</b>		
<b>2920</b> Marl Micro	■	■
<b>2921</b> Gypsum Micro	■	■
<b>2922</b> Clay Micro	■	■
<b>Patina Laminates</b>		
<b>2870</b> Blonde Bronze Patina	■	■
<b>2873</b> Instant Iron Patina	■	■
<b>Solid Laminates</b>		
<b>2722</b> Cream Ⓔ	■	■
<b>2730</b> Arctic White	■	■
<b>2746</b> Black	■	■
<b>2759</b> Warm White	■	■
<b>2811</b> Mist Ⓔ	■	■
<b>2883</b> Seagull	■	■
<b>2884</b> Milk	■	■
<b>2885</b> Dune	■	■
<b>2HAA</b> Persian Salt	■	■
<b>2HAB</b> Rose	■	■
<b>2HAC</b> Indigo	■	■
<b>2HAD</b> Green Citrine	■	■
<b>2HAE</b> Dark Olivine	■	■
<b>2HAF</b> Cloudy	■	■
<b>2HMG</b> Merle	■	■
<b>2HWU</b> Clay	■	■
<b>2HWV</b> Chalk	■	■
<b>Solid Laminates</b>		
<b>2820</b> Coffee Speckle Ⓔ	■	■
<b>2823</b> Driftwood Speckle	■	■
<b>2824</b> Smoke Speckle	■	■
<b>2825</b> Vanadium Speckle	■	■

	media:scape Tables	ScapeSeries Tables
--	--------------------	--------------------

High-Pressure Laminates (HPL)		
<b>Textured Laminates</b>		
<b>2TH2</b> Fawn Cypress	■	■
<b>2TH4</b> Saddle Oak	■	■
<b>2TH5</b> Veranda Teak	■	■
<b>2TH7</b> Walnut Heights	■	■
<b>2UH1</b> Reclaimed Aggregate	■	■
<b>2UH2</b> Reclaimed Gravel	■	■
<b>2UH4</b> Cement	■	■
<b>2UH6</b> Sheetrock	■	■
<b>Woodgrain Laminates</b>		
<b>2406</b> Clear Cherry Ⓔ	■	■
<b>2409</b> Clear Maple	■	■
<b>2410</b> Graphite Walnut	■	■
<b>2412</b> Natural Cherry	■	■
<b>2422</b> Medium Cherry	■	■
<b>2511</b> Winter on Maple	■	■
<b>2535</b> Virginia Walnut	■	■
<b>2536</b> Blackwood Ⓔ	■	■
<b>2538</b> Clear Walnut	■	■
<b>2592</b> Blonde on Maple Ⓔ	■	■
<b>2714</b> Natural Walnut Ⓔ	■	■
<b>2HAK</b> Clear Oak	■	■
<b>2HAN</b> Ash Noce	■	■
<b>2HAT</b> Acacia	■	■
<b>2HAW</b> Ash Wenge	■	■
<b>2HBN</b> Bisque Noce	■	■
<b>2HBW</b> Bisque Wenge	■	■
<b>2HCN</b> Clay Noce	■	■
<b>2HCW</b> Clay Wenge	■	■
<b>2HSN</b> Storm Noce	■	■
<b>2HSW</b> Storm Wenge	■	■
<b>2HWA</b> Grey Kingswood	■	■
<b>2HWB</b> Planked Walnut	■	■
<b>2HWD</b> Resolute Walnut	■	■
<b>2HWE</b> Natural Recon	■	■
<b>2HWF</b> Smoked Walnut	■	■

	media:scape Tables	ScapeSeries Tables
--	--------------------	--------------------

High-Pressure Laminates (HPL)		
<b>Open Line Laminate (Upcharge)</b>		
Open Line Laminate	■	■

# Recommended Surface Edge Finishes

## Recommended Edge Colors for media:scape Tables and ScapeSeries Tables—High-Pressure Laminate

### Edges

The recommended edge color will complement the laminate color you specify. Edge color is specified separately.

Laminate Color	Recommended Edge Color
<b>Fiber Laminate</b>	
2850 Vanadium Fiber	6654 Sand
2854 Vellum Fiber <b>E</b>	6655 Warm White
2860 Granite Fiber	6000 Black
2862 Stucco Fiber <b>E</b>	6053 Seagull
<b>Micro Laminate</b>	
2920 Marl Micro	6053 Seagull
2921 Gypsum Micro	6654 Sand
2922 Clay Micro	6654 Sand
<b>Patina Laminate</b>	
2870 Blonde Bronze Patina	6654 Sand
2873 Instant Iron Patina	6615 Grey V5
<b>Solid Laminate</b>	
2722 Cream <b>E</b>	6631 Cream <b>E</b>
2730 Arctic White	6009 Arctic White
2746 Black	6000 Black
2759 Warm White	6655 Warm White
2811 Mist <b>E</b>	6636 Mist
2883 Seagull	6053 Seagull
2884 Milk	6052 Milk
2885 Dune	6654 Sand
2HAA Persian Salt	61AA Persian Salt
2HAB Rose	61AB Rose
2HAC Indigo	61AC Indigo
2HAD Green Citrine	61AD Green Citrine
2HAE Dark Olivine	61AE Dark Olivine
2HAF Cloudy	61AF Cloudy
2HMG Merle	6527 Merle
2HWU Clay	66WU Clay
2HWW Chalk	66WV Chalk
<b>Speckle Laminate</b>	
2820 Coffee Speckle <b>E</b>	6631 Cream <b>E</b>
2823 Driftwood Speckle	6631 Cream <b>E</b>
2824 Smoke Speckle	6636 Mist
2825 Vanadium Speckle	6619 Ice <b>E</b>

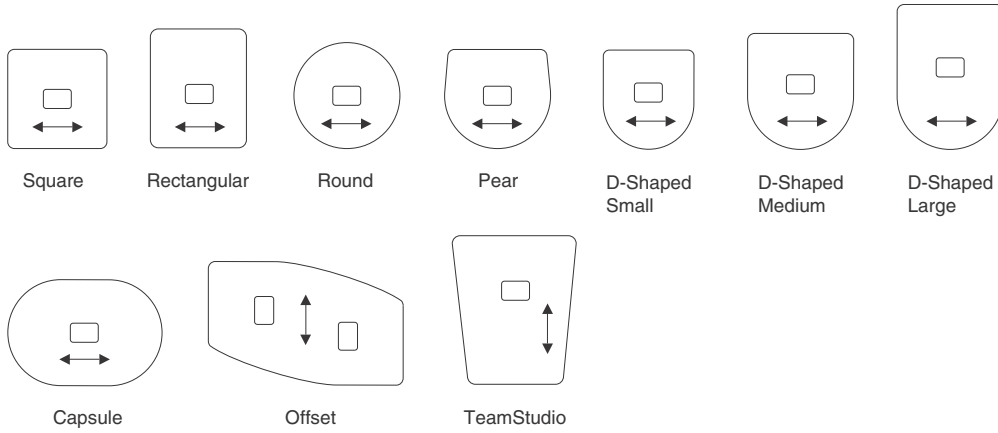
Laminate Color	Recommended Edge Color
<b>Textured Laminate</b>	
2TH2 Fawn Cypress	6T02 Fawn Cypress
2TH4 Saddle Oak	6T04 Saddle Oak
2TH5 Veranda Teak	6T05 Veranda Teak
2TH7 Walnut Heights	6T07 Walnut Heights
2UH1 Reclaimed Aggregate	6T08 Aggregate
2UH2 Reclaimed Gravel	6T09 Gravel
2UH4 Cement	6T10 Cement
2UH6 Sheetrock	6T12 Sheetrock
<b>Woodgrain Laminate</b>	
2406 Clear Cherry <b>E</b>	6234 Clear Cherry
2409 Clear Maple	6237 Clear Maple
2410 Graphite Walnut	6231 Graphite Walnut
2412 Natural Cherry	6034 Natural Cherry
2422 Medium Cherry	6036 Medium Cherry
2511 Winter on Maple	6037 Winter on Maple
2535 Virginia Walnut	6242 Virginia Walnut
2536 Blackwood <b>E</b>	6243 Blackwood <b>E</b>
2538 Clear Walnut	6245 Clear Walnut
2592 Blonde on Maple <b>E</b>	6038 Blonde on Maple <b>E</b>
2714 Natural Walnut <b>E</b>	6041 Natural Walnut <b>E</b>
2HAK Clear Oak	6219 Clear Oak
2HAN Ash Noce	6707 Ash Noce
2HAT Acacia	6213 Acacia
2HAW Ash Wenge	6703 Ash Wenge
2HBN Bisque Noce	6708 Bisque Noce
2HBW Bisque Wenge	6705 Bisque Wenge
2HCN Clay Noce	6709 Clay Noce
2HCW Clay Wenge	6706 Clay Wenge
2HSN Storm Noce	6710 Storm Noce
2HSW Storm Wenge	6704 Storm Wenge
2HWA Grey Kingswood	66WA Grey Kingswood
2HWB Planked Walnut	66WB Planked Walnut
2HWD Resolute Walnut	66WD Resolute Walnut
2HWE Natural Recon	66WE Natural Recon
2HWF Smoked Walnut	66WF Smoked Walnut
2HWU Clay	66WU Clay
2HWW Chalk	66WV Chalk

**E** = Established

# Grain Directions

## Directional Veneer Grain Directions

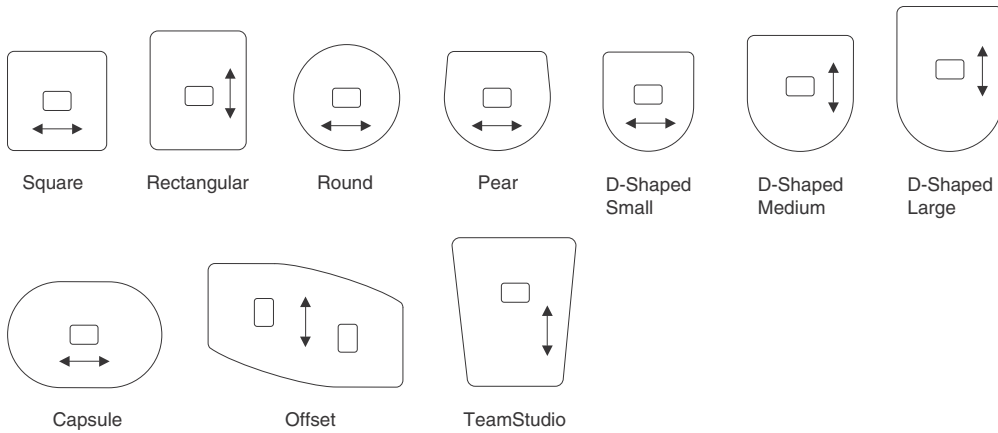
### media:scape Table—Wood Veneer



**Wood veneer** is standard with the grain directions shown.

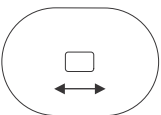
## Directional Laminate Grain Directions

### media:scape Table—High-Pressure Laminate



**Directional laminates** are standard with the grain directions shown.

### ScapeSeries Tables—High-Pressure Laminate



**Directional laminates** are standard with the grain directions shown.

---

# Table Power and Communication



## Statement of Line **496**



## Understanding

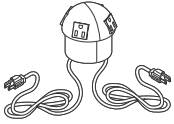
Wiring and Cabling Accessories **498**



## Specifying

Power Sphere	<b>508</b>
Power and Communication Sphere	<b>508</b>
Power and Communication Port	<b>509</b>
Oval Power and Communication Ports	<b>509</b>
Power/Power Box	<b>510</b>
2½" Round Grommet	<b>510</b>
Universal Worksurface Wire Managers	<b>511</b>
Cable and Fiber Reels	<b>511</b>
Termination Plate	<b>511</b>
Cord Reels	<b>512</b>
Wire Clips	<b>512</b>
Wire Manager	<b>512</b>
Cable Tray	<b>495</b>
Internode Cord and Cable Managers	<b>513</b>
Internode Harness Clips	<b>513</b>

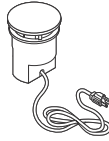
# Statement of Line



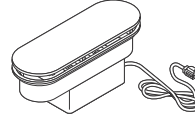
**Power Sphere**  
Understanding  
▶ Page 498  
Specifying  
▶ Page 508



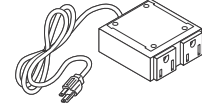
**Power and Communication Sphere**  
Understanding  
▶ Page 498  
Specifying  
▶ Page 508



**Power and Communication Port**  
Understanding  
▶ Page 498  
Specifying  
▶ Page 509



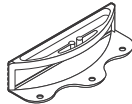
**Oval Power and Communication Ports**  
Understanding  
▶ Page 498  
Specifying  
▶ Page 509



**Power/Power Box**  
Understanding  
▶ Page 500  
Specifying  
▶ Page 510



**2 1/2" Round Grommet**  
Understanding  
▶ Page 500  
Specifying  
▶ Page 510



**Universal Worksurface Wire Manager**  
Understanding  
▶ Page 500  
Specifying  
▶ Page 511




**Cable and Fiber Reel**  
Understanding  
▶ Page 501  
Specifying  
▶ Page 511



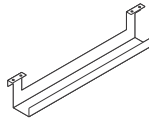
**Termination Plate**  
Understanding  
▶ Page 502  
Specifying  
▶ Page 511



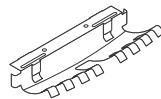
**Wire Clip**  
Understanding  
▶ Page 503  
Specifying  
▶ Page 512



**Wire Manager**  
Understanding  
▶ Page 503  
Specifying  
▶ Page 512



**Cable Tray**  
Specifying  
▶ Page 495



**Internode Cord and Cable Managers**  
Specifying  
▶ Page 513



**Internode Harness Clip**  
Specifying  
▶ Page 513



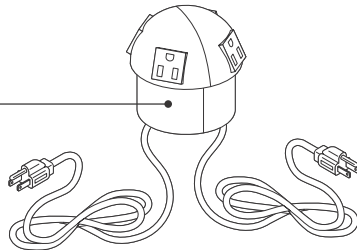


# Wiring and Cabling Accessories

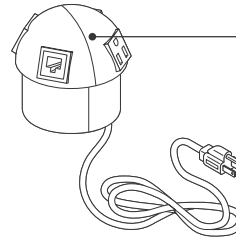
## Power and Communication Spheres and Port

**Power and communication spheres and port** provide convenient desktop access to power outlets and data jacks. Spheres and ports are field installed only.

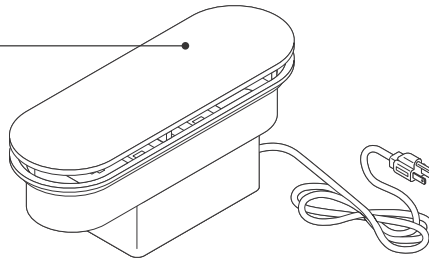
**Power spheres** have four electrical outlets and two 6' cords with plug.  
 ▶ Specifying, page 508



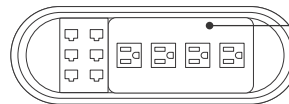
**Power and communication spheres** provide two electrical outlets, faceplates for two customer-supplied voice/data jacks, and a 6' cord with plug or conduit.  
 ▶ Specifying, page 508



**Oval power and communication ports** have low-profile covers that are almost flush with worksurface.  
 ▶ Specifying, page 509

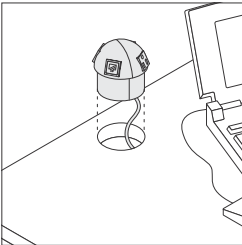


**Round power and communication port** includes two outlets and two adapters to accommodate customer-supplied standard voice/data jacks.



**Oval power and communication port** includes four outlets and can accommodate up to six voice/data jacks. Port ships with six Cat 5e RJ 45 jacks and six Cat 3 RJ11 jacks.

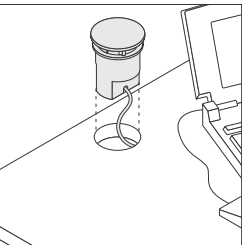
**Product Details**



**Power and communication spheres** are field installed. You can specify a factory-cut mounting hole in Convene tables to accommodate spheres, or use a 3" diameter drill to cut mounting hole at desired location.

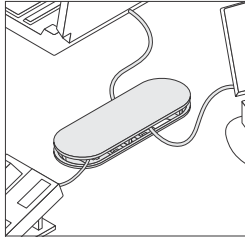
**Oval power and communication ports** contain an opening in one side of lower port that allows excess wire and cable cords to drop beneath the worksurface, leaving the port clear.

**Power and communication port** contains an opening in one side of lower port that allows excess wire and cable cords to drop beneath the worksurface, leaving the port clear.

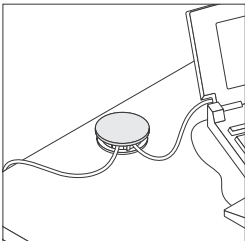


**Port** is field installed. Use a 3½"-diameter drill to cut mounting hole at desired location.

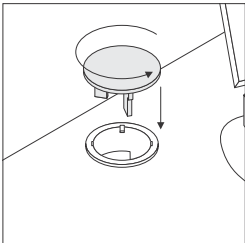
**You can specify a factory-cut mounting hole in Convene tables** to accommodate port, or use a 3½" diameter drill to cut mounting hole at desired location.



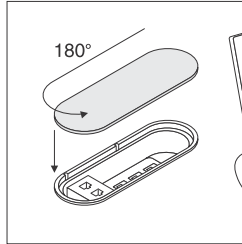
**Oval port** is ideal for use with conference tables or other installations requiring high-capacity power and communication. You must specify a factory-cut mounting hole to accommodate oval ports in Convene tables.



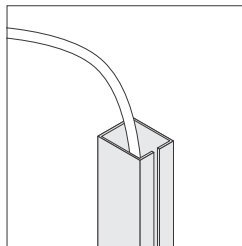
**Lid of port** in up position allows low-profile routing.



**Lid** can drop down when port is not in use and conceal outlets. Twist lid until legs line up with slots and push down until lid is flush with housing.



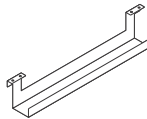
**Lid on oval port** can drop down when not in use and conceal outlets. Turn lid 180° and push down so lid will be flush with housing.



**Wire manager** is available to organize cables routed vertically or horizontally beneath the worksurface. It can be cut on site as needed.  
▶ Page 511



**Wire clip** has an adhesive back to allow it to stick to painted metal components under a worksurface for routing and managing cords. Double clip can be screwed to the underside of a worksurface.  
▶ Page 512



**Cable storage trays**, field installed under the worksurface, hold cables out of the way.

**Wiring & Cabling**

**6' power cord** is included on power and communication spheres and port.

**Chicago, New York City, and Los Angeles** have special requirements.

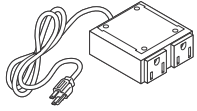
**Underwriters Laboratory (UL) and Canadian Standards Association (CSA) listed.** These products have been designed to meet U.S. and Canadian national electrical and energy codes and most local building codes. Local electrical codes vary. Consult a qualified electrician or electrical engineer for proper installation of all electrical equipment.

**Surface Materials**

**Power and communication ports**  
• Black plastic only

Wiring and Cabling Accessories, continued

**Power/Power Box**



► Specifying, page 510

**Product Details**

**Power/Power box**, ordered separately, provides additional electrical outlets where needed. Boxes are field-installed and can be mounted to the underside of worksurface anywhere access to power is needed.

**Surface Materials**

- Box**
- Black paint

**Actual Dimensions**

<b>Depth</b>	3"
<b>Width</b>	3"
<b>Height</b>	1"

**2½" Round Grommet**



► Specifying, page 510

**Product Details**

**2½" round grommet**, ordered separately, provides wire and cable management for worksurfaces.

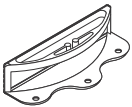
**Surface Materials**

- Round grommet**
- 0835 Black
  - 4799 Platinum Metallic
  - 7241 Arctic White
  - 7360 Merle
  - 9201 Polished Chrome
  - 9211 Nickel

**Actual Dimensions**

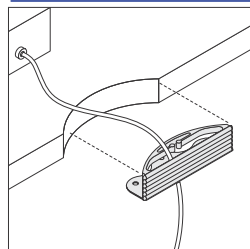
<b>Depth</b>	2½"
<b>Width</b>	2½"

**Universal Worksurface Wire Manager**



► Specifying, page 511

**Product Details**



**Worksurface wire managers** are available to convert cable scallops into grommets in freestanding applications. They are included with wood veneer worksurfaces. Wire managers can be used with Universal worksurfaces.

**Surface Materials**

- Universal worksurface wire manager**
- 6000 Black
  - 6009 Arctic White
  - 6052 Milk
  - 6053 Seagull
  - 6249 Platinum Solid
  - 6654 Sand
  - 6695 Midnight
  - 6697 Fog

## Cable and Fiber Reel

**Cable and fiber reel** is available to store excess fiber-optic cable lengths. It is also suitable for storing power cables.  
► Specifying, page 511

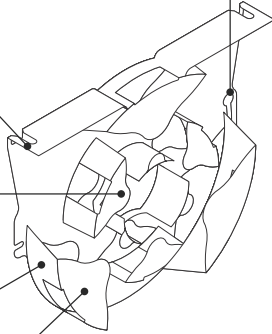
**Key-shaped mounting hole** allows quick installation and removal of reel mounted horizontally to underside of worksurface.

**Mounting slots** allow installation of reel vertically beneath worksurface.

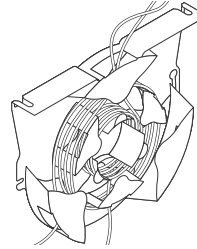
**Inner reel** accommodates copper wire and other cables that can be wound tightly.

**Outer reel** accommodates the preferred bend radius of fiber-optic cables.

**Tabs** prevent cables from slipping off reel.

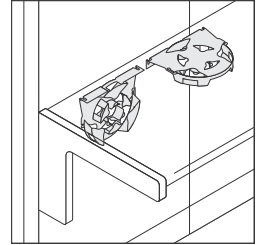


### Product Details



**Capacity of reel** is approximately 12' of standard power or communication cable on outer reel and 18' of telephone-type cord on inner reel depending on the specific cable used. Neatness of installation can affect capacities. In critical situations, you should conduct a test using the specific cable types your installation requires.

### Connections



**Reel** can be field installed vertically or horizontally in the kneespace of freestanding desks or panel-supported worksurfaces.

### Wiring & Cabling

**Chicago, New York City, and Los Angeles** have special requirements.

**Local electrical codes vary.** Consult a qualified electrician or electrical engineer for the proper installation of electrical equipment.

### Surface Materials

- Reel**
- Black plastic only

### Actual Dimensions

<b>Depth</b>	1¼"
<b>Width</b>	8"
<b>Height</b>	8 <sup>5</sup> / <sub>16</sub> "

## Termination Plate

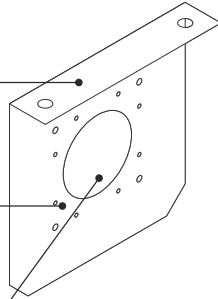
**Termination plate** is available for field installation to accommodate junction boxes for connections of fiber-optic cables and other cable types.

► Specifying, page 511

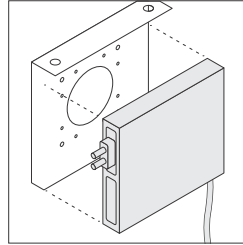
**Bracket** allows termination plate to be connected to worksurface.

**NEMA standard** hole pattern allows virtually all conventional boxes and termination devices to be connected.

**Opening** provides access to a termination device.

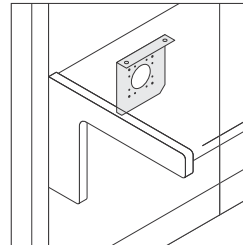


### Product Details



**Faceplates and junction boxes** can be added to support fiber-optic or ordinary voice/data networks.

### Connections



**Termination plate** is field installed beneath the worksurface in any position needed. Usually, it is located at the back of the worksurface so it doesn't obstruct kneespace.

### Wiring & Cabling

**Chicago, New York City, and Los Angeles** have special requirements.

**Local electrical codes vary.** Consult a qualified electrician or electrical engineer for the proper installation of electrical equipment.

### Surface Materials

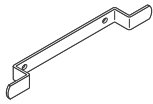
#### Termination plate

- Black plastic only

### Actual Dimensions

<b>Depth</b>	3/4"
<b>Width</b>	7 1/8"
<b>Height</b>	7 1/8"
<b>Center opening</b>	2 3/4" diameter

**Cord Reels**



► Specifying, page 512

**Product Details**

**Cord reels**, field installed under the worksurface, take up excess cord or cable.

**Surface Materials**

**Cord reel**

- Black paint

**Wire Clips**



► Specifying, page 512

**Product Details**

**Wire clips** can be used under a worksurface for routing and managing cords.

**Surface Materials**

**Wire clips**

- Black plastic

**Wire Manager**



► Specifying, page 512

**Product Details**

**Wire manager**, ordered separately, organizes cables routed vertically or horizontally beneath the worksurface. It can be cut on site as needed.

**Surface Materials**

**Wire manager**

- Black plastic

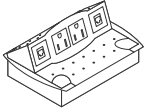
**Actual Dimensions**

<b>Depth</b>	1"
<b>Width</b>	3/4"
<b>Height</b>	25"

**Modular furniture faceplates to accept voice/data outlets** are available directly from many suppliers. Steelcase does not supply these components. For information about compatibility, contact the manufacturers: Amp 1.800.522.6752. Ask for Flexmode modular furniture faceplates and outlets. Krone 1.800.775.5766. Ask for Convergence modular furniture faceplates and outlets. Panduit 1.800.777.3300, Ask for Mini-Com modular furniture faceplates and outlets.

► See *Interport Telecommunication Reference Chart*, page 504.

# Interport Telecommunication Reference Chart



Type	Byrne Electrical	Allen Tel	Commscope/ Uniprise	Commscope/ Systemax	Hubbell	Krone/ADC
------	------------------	-----------	---------------------	---------------------	---------	-----------

## Category 5e

<b>110</b>		AT55SH-xx	UNJ500-xx	MPS100E-xxx	HXJ5Exx	6467-5-181-xx RJ110CB-xx
<b>USOC</b>		None	None	M1AH-xxx	HXJUxx	6467-5-198-xx
<b>Shielded</b>		AT65SH-xx	FTP-5E	None	None	None
<b>Tool-less</b>		AT55-xx	None	None	None	None
<b>Coupler</b>		AT55C-xx	None	None	SFC5Exx	None TDG1026KS-C5E
<b>Pre-assembled</b>	BE01445 <sup>(1)</sup> BE01929 <sup>(2)</sup>					

## Category 6

<b>110</b>		AT66-xx	UNJ600-xx	MGS400-xxx	HXJ6xx	6830-1-830-xx MJS110C6-xx
<b>Shielded</b>		None	FTP-J6	None	None	None
<b>Tool-less</b>		None	None	None	None	None
<b>Coupler</b>		None	None	None	None	None TDG1026KSC6
<b>Pre-assembled</b>	BE01445-6-72 <sup>(3)</sup> BE01445-6-120 <sup>(4)</sup>					

## Category 6A

<b>110</b>		None	UNJ600-xx	MGS500-xx	HXJ6Axx	6830-1-835-xx
<b>Shielded</b>		None	FTP-J6A	MFP520	None	None
<b>Secure</b>		None	None	None	None	None

## MD4 S-Video

<b>110 Terminal</b>		AT32VD-xx	M81SVHS-110-xxx	None	SFSV110xx	6645-1-134-xx
<b>Couple</b>		None	M81-SVHS-SVHS-xxx	None	SFSVxx	None
<b>Solder</b>		None	None	None	None	None
<b>F-Coax Twist On</b>		AT32F-xx	None	M81C SFFGxx SIFxx	SFFxx	6645-1-157-xx

Note: Information may be considered reliable as of 6/26/13. Manufacturers may add, delete, or change products without notice. Proper fit of any Telecommunications connector should always be tested before use.

- (1) w/ 8-Pin, Amp RJ45 Cat 5e, Pre-terminated w/ 9' cable
- (2) w/8-Pin, Panduit RJ45 Cat 5e, Pre-terminated w/ 9' cable
- (3) w/ 8-Pin, Siemon RJ45 Cat 6, Pre-terminated w/ 6' cable
- (4) w/ 8-Pin, Siemon RJ45 Cat 6, Pre-terminated w/ 10' cable

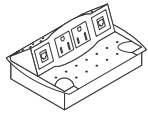


<b>L-Com</b>	<b>Leviton</b>	<b>Ortronics</b>	<b>Panduit</b>	<b>Siemon</b>	<b>Tyco Electronics</b>	<b>Tyco Electronics/AMP</b>
MJS110C5E-xx	5G108-Rxx OR-63750001	OR-TJ5E00-xx NKP5E88Mxx CJK5E88TGxx CJ5E88TGxx	NK5E88Mxx	MX5-Kxx 1499905-x 368988-x 1499683-x	406372-x 1375190-x 1116515-x	1375191-x
None	None	None	None	None	None	None
None	5S180-SH5	OR-TJS5E00 CJS5E88TGxx	CJSK5E88TGxx	MX5-KS	1479717-x 1116515-1	1375189-1
None	None	None	None	MX-K-C5-(xx)	None 1339189-x 1339015-x	1116604-x
TDG1026KC5	None	None	CC5E88xx	None	None	None
TDG1026KS	61110-Bxx	OR-TJ600-xx CJK688TGxx CJ688TGxx CJD688TPxx	NK688Mxx	MX6-Kxx 1499682-x 1479794-x	1499631-x 1375187-x	1375055-x
None	6S180-SH6	OR-TJS600 CJS688TGxx	CJSK688TGxx	None	None 1479795-x	1375188-x
MJSTLC6-xx	None	None	None	None	None	None
TDG1026KC6	None	None	CC688xx	None	None 1479290-1	1479289-2
None	None	OR-TJ610 CJ6X88TGxx	CJD6X88TGxx 10GMX-Kxx	10GMX-KS	None	None
None	None	None CJK6X88TGxx	CJS6X88TGxx	None 1711342-x 1711295-x 1711592-x	1711160-x 1479553-1	1375188-1
None	None	None	None	None	None 1478795-x	1479794-x
None	40734-Sxx	OR-63700025 CJSVxx	NKSPMxx	MX-F-VHxx	1375149-x	None
None	None	OR-60900074	CMSVCxxx	None	None	None
None	None	None	None	None	None	None
MJSCPF-xx 40831-Bxx	41084-Fxx OR-KSFCN	OR-63700006-xx NKFxx CMFxx	CMFSRxx	CT-FA-xx	None	1499855-x

► Interport Telecommunications reference chart, continued on next page

**Table Power and Communication**

Interport Telecommunication Reference Chart, continued



► Interport Telecommunications reference chart, continued from previous page

<b>Type</b>	<b>Byrne Electrical</b>	<b>Allen Tel</b>	<b>Commscope/ Uniprise</b>	<b>Commscope/ Systemax</b>	<b>Hubbell</b>	<b>Krone/ADC</b>
<b>MD4 S-Video, continued</b>						
<b>BNC</b>		AT32BB-xx	None	M81 BNC-B	SFBxx	6645-1-159-xx
<b>RCA</b>						
<b>Coupler</b>		None	None	None	SFRCxxRxx	None
<b>110 Terminal</b>		AT32RCA-110-xx	M81-RCA-PT-YL	None	SFRC110xx	6645-1-133-xx
<b>Solder</b>		AT32RCA	None	None	SFRCxx	None
<b>Compression</b>		None	None	None	None	None
<b>3mm Sjack</b>		None	M81-S35MM-S35MM	None	None	None
<b>3.5mm Sjack</b>						
<b>Solder</b>		None	None	None	SF35FFxx	None
<b>Pre-assembled</b>	BE02494-C-120 w. 20" MF Cable					
<b>USB</b>						
<b>Coupler A-A</b>		None	None	None	SFUSBAAx	None
<b>Coupler A-B</b>		None	None	None	SFUSBABxx	None
<b>Solder</b>		None	None	None	None	None
<b>Integral Cord</b>		None	None	None	None	None
-A Pre-assembled	BE02155-C w/ 4ft Cable					
-B Pre-assembled	BE02156-C w/ 4ft Cable					
<b>3 Pin XLR</b>						
<b>Solder</b>		None	None	None	XLR10	None
<b>Screw</b>	BE02493-72 <sup>(5)</sup> BE02493-120 <sup>(6)</sup>	None	None	None	XLRST10	None
<b>SVGA HD15</b>						
<b>Coupler</b>		ATGM15FF	None	None	None	None
<b>Screw</b>		None	None	None	IM15ST10x	None
<b>110</b>		None	None	None	None	None
<b>6 Pin DIN (KeyBd/Mouse)</b>		None	None	None	SF6PK	None
<b>HDMI</b>						
<b>Coupler</b>	BE1018192					
<b>MF 90°</b>	BEFR-HH-FM270					

Note: Information may be considered reliable as of 6/26/13. Manufacturers may add, delete, or change products without notice. Proper fit of any Telecommunications connector should always be tested before use.

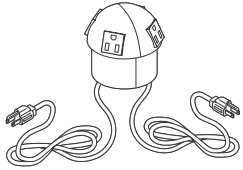
<sup>(5)</sup> Preassembled w/15 Pin SVGA Male Connector and 72" cable

<sup>(6)</sup> Preassembled w/15 Pin SVGA Male Connector and 120" cable

<b>L-Com</b>	<b>Leviton</b>	<b>Ortronics</b>	<b>Panduit</b>	<b>Siemon</b>	<b>Tyco Electronics</b>	<b>Tyco Electronics/AMP</b>
MJSCPBNC-xx	40832-Bxx OR-KSBNC	OR-63700023	NKSPMxx	None	None	None
MJSCPRCA-xx	40830-Bxx	None CMRPxxx	NKRTMxxx	CT-RA-xx	1375362-x 1933192,3,4-x	1375361,2,3-x
None	40735-Rxx	OR-63700047 NKRPMxxx	CJRxxx	None	None	147923x-x
None	None	None	NKRSMxxx	MX-F-RC-xx	1375365-x	1375364,5,6-x
None	40782-Rxx	None	None	None	None	None
None	40837-Bxx	None CM35MSCB	NK35MSCxx	None	None	1933582-x
None	None	None CM35MSSxx	NK35MSSxx	None	None	1479086-x
None	None	None	None	None	None	1933655-x
ECF504B-UAB	None	None	None	None	None	1933661-x
ECJ504B-UA	None	None	None	None	None	None
ECF504-5M	None	None	None	None	None	None
None	None	None	None	None	None	None
None	None	None	None	None	None	None
None	None	OR-60900270	None	None	None	None
DGBH15FT	None	None	CMD15HDxxx	None	None	None
None	None	None	None	None	None	1479288-x
None	None	OR-63700025	None	None	None	None

# Wiring and Cabling Accessories

## Power Sphere



Tip: Sphere is field installed. You can specify a factory-cut mounting hole in Convene tables to accommodate sphere. Or use a 3" diameter drill to cut mounting hole in desired location in a table or any worksurface.

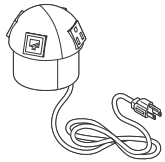
Standard Includes	Required to Specify
<ul style="list-style-type: none"> <li>▶ Need help? Product details, page 498</li> <li>• Sphere with four simplex electrical outlets: black plastic only</li> <li>• Two 6' power cords (each rated at 15 amps), if selected: black plastic only</li> </ul>	Style number

Specification Information				
• Dimensions			• Style	• U.S.
D	W	H	Number	Price
3 3/8"	3 3/8"	3"	PTDMGB1	\$365

### Four Electrical Outlets with Two 6' Power Cords

3 3/8"	3 3/8"	3"	PTDMGB1	\$365
--------	--------	----	---------	-------

## Power and Communication Sphere



Tip: Sphere is field installed. You can specify a factory-cut mounting hole in Convene tables to accommodate sphere. Or use a 3" diameter drill to cut mounting hole in desired location in a table or any worksurface.

Standard Includes	Required to Specify
<ul style="list-style-type: none"> <li>▶ Need help? Product details, page 498</li> <li>• Sphere with two simplex electrical outlets: black plastic only</li> <li>• Face plates to accommodate two customer-supplied voice/data jacks: black plastic only</li> <li>• 6' power cord with plug rated at 15 amps, if selected: black plastic only</li> </ul>	Style number

Specification Information				
• Dimensions			• Style	• U.S.
D	W	H	Number	Price
3 3/8"	3 3/8"	3"	PTDMGB3	\$365

### Sphere with One 6' Power Cord

3 3/8"	3 3/8"	3"	PTDMGB3	\$365
--------	--------	----	---------	-------

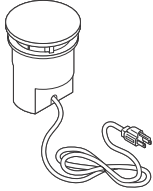
Tip: Face plates in sphere accommodates standard voice/data jacks. Order jacks by calling any of the manufacturers listed below:

- AMP Corporation 1.800.522.6752
- Leviton 1.800.722.2082
- Lucent 1.800.344.0223
- Krone 1.800.775.5766
- Panduit 1.800.777.3300



**For Canadian Pricing**  
Multiply U.S. Price by the Canadian price factor.  
▶ See page 1 for details.

## Power and Communication Port



*Tip: Port is field installed. You can specify a factory-cut mounting hole in Convene tables to accommodate port. Or use a 3/2" diameter drill to cut mounting hole in desired location in a table or any worksurface.*

*Tip: Jacks can be purchased by calling any of the manufacturers listed below:*

- AMP Corporation 1.800.522.6752
- Leviton 1.800.722.2082
- Lucent 1.800.344.0223
- Krone 1.800.775.5766
- Panduit 1.800.777.3300

Standard Includes		Required to Specify
▶ Need help? Product details, page 498	<ul style="list-style-type: none"> <li>• Port with two electrical outlets: black plastic only</li> <li>• 6' power cord with plug rated at 15 amps: black plastic only</li> <li>• Adapters for two customer-supplied data couplers/jacks</li> <li>• Decorative metal cap, if selected: 9201 Polished Chrome or 9211 Nickel</li> </ul>	1 Style number 2 Finish color number for decorative metal cap, if selected: 9201 Polished Chrome 9211 Nickel

Specification Information				
Dimensions			Style	U.S.
D	W	H	Number	Price

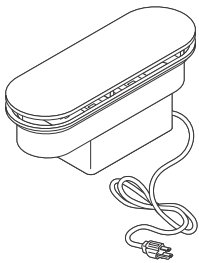
### Round Power and Communication Port

4 1/4"	4 1/4"	4 5/16"	<b>PTRSGB1</b>	\$541
--------	--------	---------	----------------	-------

### Decorative Metal Cap

4 1/2"	4 1/4"	1/4"	<b>PTRSGBCAP</b>	\$101
--------	--------	------	------------------	-------

## Oval Power and Communication Ports



*Tip: Port is field installed. You must specify a factory-cut mounting hole in Convene tables to accommodate oval port. Hole needed for oval port cannot be field cut.*

*Tip: Jacks can be purchased by calling any of the manufacturers listed below:*

- AMP Corporation 1.800.522.6752
- Leviton 1.800.722.2082
- Lucent 1.800.344.0223
- Krone 1.800.775.5766
- Panduit 1.800.777.3300

Standard Includes		Required to Specify
▶ Need help? Product details, page 498	<ul style="list-style-type: none"> <li>• Oval unit with four electrical outlets and circuit breaker: black plastic</li> <li>• Oval cap: black plastic</li> <li>• 6' power cord with plug rated at 15 amps</li> <li>• Decorative metal cap, if selected: 9201 Polished Chrome or 9211 Nickel</li> <li>• Six Cat 5e RJ 45 jacks and six Cat 3 RJ11 jacks</li> </ul>	1 Style number 2 Finish color number for decorative metal cap, if selected: 9201 Polished Chrome 9211 Nickel

Specification Information				
Dimensions			Style	U.S.
D	W	H	Number	Price

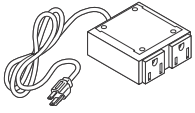
### Oval Power and Communication Port

12 3/8"	3 7/8"	4 9/16"	<b>PTRLGB1</b>	\$798
---------	--------	---------	----------------	-------

### Decorative Metal Cap

12 3/8"	3 7/8"	1/4"	<b>PTRLGBCAP</b>	\$196
---------	--------	------	------------------	-------

**Power/Power Box**



Standard Includes		Required to Specify
<ul style="list-style-type: none"> <li>Need help? Product details, page 500</li> </ul>	<ul style="list-style-type: none"> <li>Power/power box</li> </ul>	Style number

Specification Information				
Dimensions			Style Number	U.S. Price
D	W	H		
3"	3"	1"	<b>AWVBP</b>	\$340

**2½" Round Grommet**



Tip: Grommet AWAG2 is for use on worksurfaces only.

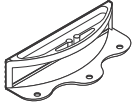
Standard Includes		Required to Specify
<ul style="list-style-type: none"> <li>Need help? Product details, page 500</li> </ul>	<ul style="list-style-type: none"> <li>Grommet: paint or metal</li> <li>Installation instructions</li> </ul>	1 Style number 2 Color number for grommet: 0835 Black 4799 Platinum Metallic 7241 Arctic White 7360 Merle 9201 Polished Chrome 9211 Nickel

Specification Information			
Dimensions		Style Number	U.S. Price
D	W		
2½"	2½"	<b>AWAG2</b>	\$100



**For Canadian Pricing**  
 Multiply U.S. Price by the Canadian price factor.  
 ▶ See page 1 for details.

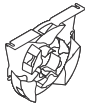
## Universal Worksurface Wire Managers



Standard Includes		Required to Specify
<ul style="list-style-type: none"> <li>▶ Need help? Product details, page 500</li> </ul>	<ul style="list-style-type: none"> <li>• Set of six field installed worksurface wire managers: plastic</li> <li>• Attachment hardware</li> </ul>	<ul style="list-style-type: none"> <li>1 Style number</li> <li>2 Plastic color number for worksurface wire manager:                             <ul style="list-style-type: none"> <li>6000 Black</li> <li>6009 Arctic White</li> <li>6052 Milk</li> <li>6053 Seagull</li> <li>6249 Platinum Solid</li> <li>6654 Sand</li> <li>6695 Midnight</li> <li>6697 Fog</li> </ul> </li> </ul>

Specification Information	
Style Number	U.S. Price
TS7WWM	\$220

## Cable and Fiber Reels



Standard Includes		Required to Specify
<ul style="list-style-type: none"> <li>▶ Need help? Product details, page 501</li> </ul>	<ul style="list-style-type: none"> <li>• Package of four reels: black plastic only</li> </ul>	<ul style="list-style-type: none"> <li>Style number</li> </ul>

Specification Information	
Style Number	U.S. Price
98766	\$244

## Termination Plate



Standard Includes		Required to Specify
<ul style="list-style-type: none"> <li>▶ Need help? Product details, page 502</li> </ul>	<ul style="list-style-type: none"> <li>• Termination plate: black paint only</li> </ul>	<ul style="list-style-type: none"> <li>Style number</li> </ul>

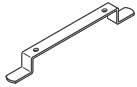
Specification Information				
Dimensions			Style Number	U.S. Price
D	W	H		
3/4"	7 1/8"	7 1/8"	98765	\$35

 **For Canadian Pricing**  
Multiply U.S. Price by the Canadian price factor.  
▶ See page 1 for details.

Table Power and Communication

Wiring and Cabling Accessories, continued

**Cord Reels**



Standard Includes	Required to Specify
<ul style="list-style-type: none"> <li>▶ Need help? Product details, page 503</li> <li>• Carton of six cord reels: black paint only</li> </ul>	Style number

Specification Information	
Style Number	U.S. Price
98767	\$107


**Wire Clips**



Standard Includes	Required to Specify
<ul style="list-style-type: none"> <li>▶ Need help? Product details, page 503</li> <li>• Carton of six: black plastic only</li> <li>• Foam tape</li> <li>• Mounting screws</li> </ul>	Style number

Specification Information	
Style Number	U.S. Price
999CHT	\$106

**Wire Manager**



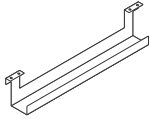
Standard Includes	Required to Specify
<ul style="list-style-type: none"> <li>▶ Need help? Product details, page 498</li> <li>• 25" wire manager with double-sided tape: black plastic</li> </ul>	Style number

Specification Information				
Dimensions			Style Number	U.S. Price
D	W	H		
1"	¾"	25"	AWVW	\$22

**For Canadian Pricing**  
 Multiply U.S. Price by the Canadian price factor.  
 ▶ See page 1 for details.



## Cable Tray

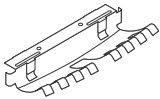


Tip: Cable tray can be mounted behind a technology modesty panel.

Standard Includes	Required to Specify
<ul style="list-style-type: none"> <li>Need help? Product details, page 498</li> <li>Cable tray: black paint only</li> <li>Attachment hardware</li> </ul>	Style number

Specification Information				
Dimensions			Style	U.S.
D	W	H	Number	Price
3"	32"	5 1/4"	AWAA	\$106
:	:	:	:	:

## Internode Cord and Cable Managers



Tip: Use the cord and cable manager to manage a large volume of wires or to hold conduit, from power units and power channels, underneath Convene table tops.

Standard Includes	Required to Specify
<ul style="list-style-type: none"> <li>Cord and cable manager: 6653 Solar Black only</li> <li>Package of four</li> </ul>	Style number

Specification Information				
Dimensions			Style	U.S.
D	W	H	Number	Price
3 1/2"	10"	1 3/4"	GFUCCM	\$199
:	:	:	:	:

## Internode Harness Clips



Tip: Use the harness clip to route conduit, from power units and power channels, underneath Convene table tops.

Standard Includes	Required to Specify
<ul style="list-style-type: none"> <li>Package of 25 harness clips with screws: black only</li> </ul>	Style number

Specification Information		
Diameter	Style	U.S.
:	Number	Price
1 1/4"	GFUCMC	\$64
:	:	:

 **For Canadian Pricing**  
Multiply U.S. Price by the Canadian price factor.  
▶ See page 1 for details.



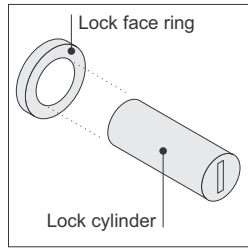
---

# Resources

<b>Lock and Keying</b>	<b>516</b>
<b>Wood Touch-Up Kits</b>	<b>518</b>
<b>Style Number Index</b>	<b>520</b>

# Lock and Keying

**All locking products**, are standard with factory-installed, keyed-random locks. Consecutive, specific, and random keying are available as field-installed options.



**Locks** consist of a factory- or field-installed lock cylinder and a factory-installed lock face ring.

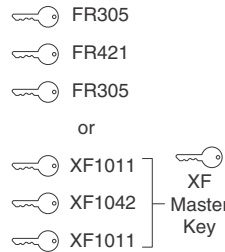
**Two types of locks** are available—the standard keying system (FR series) and the master keying system (XF series). All the locks in the XF series can be opened with a single master key.

## Factory-Installed Keying

**Factory-installed locks** are always key random (standard) or master key random (optional on some product lines). Key random means that the locks will be assigned arbitrarily at the factory with key numbers ranging from FR305 to FR454 (Master keying numbers: XF1001 to XF1150). All locks within a unit will be keyed alike.

*Tip: Random keying can mean that different furniture units will have the same key number. If you must have all locks keyed differently, you should specify field-installed, key specific or key consecutive lock cylinders.*  
▶ See below.

### Key Random



### Required to Specify

**Master key random** +\$36 Specify with master key random.

## Field-Installed Keying

**Field-installed locks** are only available on products that include factory-installed lock mechanisms.

**Specify "plug"** when specifying furniture, and the product will ship with a plastic plug in place of the lock cylinder.

**Front-removable lock cylinders** must be specified separately. You must also order a special lock tool to install or remove lock cylinders in the field.

*Tip: Lock tools are reusable. You do not need to order additional lock tools with every furniture order.*

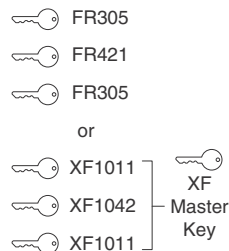
**Lock cylinders** will be shipped separately so that you can install the locks when you are ready.

**Three keying choices** are available for field installation—random (standard), specific, and consecutive. All three are also available with master keying, which means that all locks can be opened with a single master key.

**Key random** means that the locks will be assigned arbitrarily at the factory with key numbers ranging from FR305 to FR454 (Master keying numbers: XF1001 to XF1150).

*Tip: Random keying can mean that different furniture units will have the same key number. If you must have all locks keyed differently, you should specify key specific or key consecutive lock cylinders.*

### Key Random

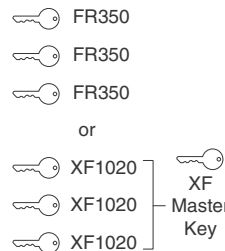


**Key specific** means that you can specify any key number from FR305 to FR454 (Master keying numbers: XF1001 to XF1150). This option can be used to key all the furniture units in a workstation or department the same.

*Tip: Designate the quantity per key number in your specification.*

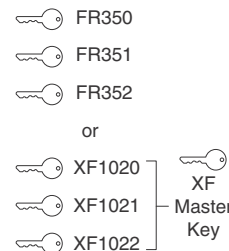
▶ See example at right.

### Key Specific



**Key consecutive** means that you can specify lock numbers in a consecutive order to ensure that no two locks have the same key number until the key sequence repeats. You must select a beginning key number from FR305 to FR454 (Master keying numbers: XF1001 to XF1150).

### Key Consecutive



**Example** of a typical lock cylinder specification is shown below:

- 10 LOCK9201FR FR320
- 5 LOCK9201FR FR350
- 15 LOCK9201XF XF1100
- 30 Total
- 1 877102003SR standard lock tool
- 1 877102002SR master lock tool

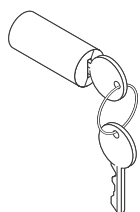


### For Canadian Pricing

Multiply U.S. Price by the Canadian price factor.

▶ See page 1 for details.

## Field-Installed Lock Cylinders



Tip: Lock price is included in price of furniture with locks.

Tip: For replacement lock cylinders, refer to Service Parts.

Standard Includes		Required to Specify
<ul style="list-style-type: none"> <li>Lock cylinder, keyed random: 9201 Polished Chrome or 9250 Ember Chrome</li> <li>Two keys</li> </ul>		1 Style number 2 Options, if selected (see below)

Options	U.S. Price	Required to Specify
<b>Key specific</b>	No cost	Select key number from FR305–FR454.
<b>Key consecutive</b>	No cost	Specify <i>key consecutive</i> and must select beginning key number from FR305–FR454.
<b>Master key random</b>	+\$36 each	Specify <i>master key random</i> .
<b>Master key specific</b>	+\$36 each	Specify key number from XF1001–XF1150.
<b>Master key consecutive</b>	+\$36 each	Specify <i>master key consecutive</i> and must select beginning key number from XF1001–XF1150.

### Specification Information

Color	Style Number	U.S. Base Price

### FR Series (Standard Keying System)—Lock Cylinder

Polished Chrome	<b>LOCK9201FR</b>	No cost
Ember Chrome	<b>LOCK9250FR</b>	No cost

### Standard Lock Tool

	<b>877102003SR</b>	\$36

### XF Series (Master Keying System)—Lock Cylinder

Polished Chrome	<b>LOCK9201XF</b>	No additional cost. Price included in price of furniture with master-keyed locks.
Ember Chrome	<b>LOCK9250XF</b>	No additional cost. Price included in price of furniture with master-keyed locks.

### Master Lock Tool

	<b>877102002SR</b>	\$36

Tip: You can change lock cylinders in the field by using the appropriate lock tool.

 **For Canadian Pricing**  
 Multiply U.S. Price by the Canadian price factor.  
 ▶ See page 1 for details.

---

# Wood Touch-Up Kits

## How to Order Wood Touch-Up Kits

Order wood finish touch-up kits from J.Kaltz Co. Specific Steelcase finish codes (such as 3422) can be found under Finishes > Dealer Kits. Each kit contains one brush tip marker and one fill stick.

Place orders as follows:

- Phone: 616.942.6070
- Web: <http://www.jkaltzco.com>



# Style Number Index

Style Number	Page	Description
<b>877102002SR</b>	517	Master Lock Tool
<b>877102003SR</b>	517	Standard Lock Tool
<b>98765</b>	511	Termination Plate
<b>98766</b>	511	Cable/Fiber Reel
<b>98767</b>	512	Cord Reels
<b>98769</b>	96	Anchor Brkt
<b>999CHT</b>	512	Wire Clips
<b>AWAA</b>	513	Cable Tray
<b>AWAG2</b>	375, 510	2½" Round Grommet
<b>AWQT28</b>	370	FS Table Bs
<b>AWVBP</b>	510	Power/Power Box
<b>AWVFP</b>	374	Flip Up Power Unit
<b>AWVW</b>	512	Wire Mgr
<b>BADJ</b>	248	U Tbl Adj-Hgt Leg
<b>BADJ4</b>	248	U Tbl Adj-Hgt Leg
<b>BADJ4C</b>	248	U Tbl Adj-Hgt Leg
<b>BADJC</b>	248	U Tbl Adj-Hgt Leg
<b>BEL2142</b>	245	U Tbl Oval
<b>BEL3042</b>	245	U Tbl Oval
<b>BEL3060</b>	245	Univ Tbl Oval
<b>BEL3648</b>	245	U Tbl Oval
<b>BEL3672</b>	245	U Tbl Oval
<b>BEL4278</b>	245	U Tbl Oval
<b>BEL4896</b>	245	U Tbl Oval
<b>BFK2448</b>	238	U Tbl Capsule
<b>BFK3060</b>	238	U Tbl Capsule
<b>BFK3672</b>	238	U Tbl Capsule
<b>BFK4284</b>	238	U Tbl Capsule
<b>BFK4896</b>	238	U Tbl Capsule
<b>BFP2736</b>	240	U Tbl Pnsl
<b>BFR30</b>	242	U Tbl Round
<b>BFR36</b>	242	U Tbl Round
<b>BFR42</b>	242	U Tbl Round
<b>BFR48</b>	242	U Tbl Round
<b>BFR54</b>	242	U Tbl Round
<b>BFRQ24</b>	243	U Tbl Square
<b>BFRQ30</b>	243	Univ Tbl Square
<b>BFRQ36</b>	243	U Tbl Square
<b>BFRQ42</b>	243	U Tbl Square
<b>BFRQ48</b>	243	U Tbl Square
<b>BFRQ54</b>	243	U Tbl Square
<b>BFRR3660</b>	244	U Tbl Rectangle
<b>BFRR3666</b>	244	U Tbl Rectangle
<b>BFRR3672</b>	244	U Tbl Rectangle
<b>BFRR4284</b>	244	U Tbl Rectangle
<b>BFRR4896</b>	244	U Tbl Rectangle
<b>BFS2430</b>	237	U Tbl Str
<b>BFS2436</b>	237	U Tbl Str
<b>BFS2442</b>	237	Univ Tbl Str
<b>BFS2448</b>	237	U Tbl Str
<b>BFS2454</b>	237	U Tbl Str
<b>BFS2460</b>	237	U Tbl Str
<b>BFS2466</b>	237	U Tbl Str
<b>BFS2472</b>	237	U Tbl Str
<b>BFS2478</b>	237	U Tbl Str

Style Number	Page	Description
<b>BFS3036</b>	237	U Tbl Str
<b>BFS3042</b>	237	U Tbl Str
<b>BFS3048</b>	237	U Tbl Str
<b>BFS3054</b>	237	U Tbl Str
<b>BFS3060</b>	237	U Tbl Str
<b>BFS3066</b>	237	U Tbl Str
<b>BFS3072</b>	237	U Tbl Str
<b>BFS3078</b>	237	U Tbl Str
<b>BFSP48</b>	239	U Tbl Spnr
<b>BFSP52</b>	239	U Tbl Spnr
<b>BFSP60</b>	239	U Tbl Spnr
<b>BFSP64</b>	239	U Tbl Spnr
<b>BFTP48</b>	241	U Tbl Taprd Pnsl
<b>BFTP60</b>	241	U Tbl Taprd Pnsl
<b>BHEX3660</b>	246	Univ Tbl Hex Conf
<b>BHEX3666</b>	246	U Tbl Hex Conf
<b>BHEX3672</b>	246	U Tbl Hex Conf
<b>BHEX4296</b>	246	U Tbl Hex Conf
<b>BHEX48120</b>	246	U Tbl Hex Conf
<b>BHEX48150</b>	246	U Tbl Hex Conf
<b>BHEX48180</b>	246	U Tbl Hex Conf
<b>BPL</b>	249	U Tbl Post Leg
<b>BPL4</b>	249	U Tbl Post Leg
<b>BPL4C</b>	249	U Tbl Post Leg
<b>BPLC</b>	249	U Tbl Post Leg
<b>BT26</b>	247	Univ Tbl Base
<b>BT36</b>	247	Univ Tbl Base
<b>BX26</b>	247	U Tbl Base
<b>BX36</b>	247	U Tbl Base
<b>CFLEXT24</b>	366	Convenc; Metal Flex Base
<b>CFLEXT30</b>	366	Convenc; Metal Flex Base
<b>CFLEXX24</b>	366	Metal Flex Base
<b>CFLEXX30</b>	366	Metal Flex Base
<b>CL_B3660</b>	363	Convenc; Boat-Shape Lam Conf Tbl Top
<b>CL_B3666</b>	363	Convenc; Boat-Shape Lam Conf Tbl Top
<b>CL_B3672</b>	363	Convenc; Boat-Shape Lam Conf Tbl Top
<b>CL_B3684</b>	363	Convenc; Boat-Shape Lam Conf Tbl Top
<b>CL_B42108</b>	363	Convenc; Boat-Shape Lam Conf Tbl Top
<b>CL_B4272</b>	363	Convenc; Boat-Shape Lam Conf Tbl Top
<b>CL_B4284</b>	363	Convenc; Boat-Shape Lam Conf Tbl Top
<b>CL_B4296</b>	363	Convenc; Boat-Shape Lam Conf Tbl Top
<b>CL_B48108</b>	363	Convenc; Boat-Shape Lam Conf Tbl Top
<b>CL_B48120</b>	363	Convenc; Boat-Shape Lam Conf Tbl Top
<b>CL_B48144</b>	363	Convenc; Boat-Shape Lam Conf Tbl Top
<b>CL_B4884</b>	363	Convenc; Boat-Shape Lam Conf Tbl Top
<b>CL_B4896</b>	363	Convenc; Boat-Shape Lam Conf Tbl Top
<b>CL_B54108</b>	363	Convenc; Boat-Shape Lam Conf Tbl Top
<b>CL_B54120</b>	363	Convenc; Boat-Shape Lam Conf Tbl Top
<b>CL_B54144</b>	363	Convenc; Boat-Shape Lam Conf Tbl Top
<b>CL_B54168</b>	363	Convenc; Boat-Shape Lam Conf Tbl Top
<b>CL_B60120</b>	363	Convenc; Boat-Shape Lam Conf Tbl Top
<b>CL_B60144</b>	363	Convenc; Boat-Shape Lam Conf Tbl Top
<b>CL_B60168</b>	363	Convenc; Boat-Shape Lam Conf Tbl Top
<b>CL_B60192</b>	363	Convenc; Boat-Shape Lam Conf Tbl Top
<b>CL_B60216</b>	363	Convenc; Boat-Shape Lam Conf Tbl Top



Style Number	Page	Description	Style Number	Page	Description
<b>CL_B66144</b>	363	Convене; Boat-Shape Lam Conf Tbl Top	<b>CL_K66192</b>	365	Convене; Racetrack Lam Conf Tbl Top
<b>CL_B66168</b>	363	Convене; Boat-Shape Lam Conf Tbl Top	<b>CL_K66216</b>	365	Convене; Racetrack Lam Conf Tbl Top
<b>CL_B66192</b>	363	Convене; Boat-Shape Lam Conf Tbl Top	<b>CL_K72168</b>	365	Convене; Racetrack Lam Conf Tbl Top
<b>CL_B66216</b>	363	Convене; Boat-Shape Lam Conf Tbl Top	<b>CL_K72192</b>	365	Convене; Racetrack Lam Conf Tbl Top
<b>CL_B72168</b>	363	Convене; Boat-Shape Lam Conf Tbl Top	<b>CL_K72216</b>	365	Convене; Racetrack Lam Conf Tbl Top
<b>CL_B72192</b>	363	Convене; Boat-Shape Lam Conf Tbl Top	<b>CL_R36</b>	356	Convене; Round Laminate Conf Tbl Top
<b>CL_B72216</b>	363	Convене; Boat-Shape Lam Conf Tbl Top	<b>CL_R42</b>	356	Convене; Round Laminate Conf Tbl Top
<b>CL_J3660</b>	359	Convене; Oval Laminate Conf Tbl Top	<b>CL_R48</b>	356	Convене; Round Laminate Conf Tbl Top
<b>CL_J3666</b>	359	Convене; Oval Laminate Conf Tbl Top	<b>CL_R54</b>	356	Convене; Round Laminate Conf Tbl Top
<b>CL_J3672</b>	359	Convене; Oval Laminate Conf Tbl Top	<b>CL_R60</b>	356	Convене; Round Laminate Conf Tbl Top
<b>CL_J3684</b>	359	Convене; Oval Laminate Conf Tbl Top	<b>CL_R66</b>	356	Convене; Round Laminate Conf Tbl Top
<b>CL_J42108</b>	359	Convене; Oval Laminate Conf Tbl Top	<b>CL_R72</b>	356	Convене; Round Laminate Conf Tbl Top
<b>CL_J4272</b>	359	Convене; Oval Laminate Conf Tbl Top	<b>CL_S36</b>	357	Convене; Sq Laminate Conf Table Top
<b>CL_J4284</b>	359	Convене; Oval Laminate Conf Tbl Top	<b>CL_S42</b>	357	Convене; Sq Laminate Conf Table Top
<b>CL_J4296</b>	359	Convене; Oval Laminate Conf Tbl Top	<b>CL_S48</b>	357	Convене; Sq Laminate Conf Table Top
<b>CL_J48108</b>	359	Convене; Oval Laminate Conf Tbl Top	<b>CL_S54</b>	357	Convене; Sq Laminate Conf Table Top
<b>CL_J48120</b>	359	Convене; Oval Laminate Conf Tbl Top	<b>CL_S60</b>	357	Convене; Sq Laminate Conf Table Top
<b>CL_J4884</b>	359	Convене; Oval Laminate Conf Tbl Top	<b>CL_T3660</b>	361	Convене; Rect Laminate Conf Tbl Top
<b>CL_J4896</b>	359	Convене; Oval Laminate Conf Tbl Top	<b>CL_T3666</b>	361	Convене; Rect Laminate Conf Tbl Top
<b>CL_J54108</b>	359	Convене; Oval Laminate Conf Tbl Top	<b>CL_T3672</b>	361	Convене; Rect Laminate Conf Tbl Top
<b>CL_J54120</b>	359	Convене; Oval Laminate Conf Tbl Top	<b>CL_T3684</b>	361	Convене; Rect Laminate Conf Tbl Top
<b>CL_J54144</b>	359	Convене; Oval Laminate Conf Tbl Top	<b>CL_T42108</b>	361	Convене; Rect Laminate Conf Tbl Top
<b>CL_J60120</b>	359	Convене; Oval Laminate Conf Tbl Top	<b>CL_T4272</b>	361	Convене; Rect Laminate Conf Tbl Top
<b>CL_J60144</b>	359	Convене; Oval Laminate Conf Tbl Top	<b>CL_T4284</b>	361	Convене; Rect Laminate Conf Tbl Top
<b>CL_J60168</b>	359	Convене; Oval Laminate Conf Tbl Top	<b>CL_T4296</b>	361	Convене; Rect Laminate Conf Tbl Top
<b>CL_J66144</b>	359	Convене; Oval Laminate Conf Tbl Top	<b>CL_T48108</b>	361	Convене; Rect Laminate Conf Tbl Top
<b>CL_J66168</b>	359	Convене; Oval Laminate Conf Tbl Top	<b>CL_T48120</b>	361	Convене; Rect Laminate Conf Tbl Top
<b>CL_J66192</b>	359	Convене; Oval Laminate Conf Tbl Top	<b>CL_T48144</b>	361	Convене; Rect Laminate Conf Tbl Top
<b>CL_J72168</b>	359	Convене; Oval Laminate Conf Tbl Top	<b>CL_T4884</b>	361	Convене; Rect Laminate Conf Tbl Top
<b>CL_J72192</b>	359	Convене; Oval Laminate Conf Tbl Top	<b>CL_T4896</b>	361	Convене; Rect Laminate Conf Tbl Top
<b>CL_J72216</b>	359	Convене; Oval Laminate Conf Tbl Top	<b>CL_T54108</b>	361	Convене; Rect Laminate Conf Tbl Top
<b>CL_K3660</b>	365	Convене; Racetrack Lam Conf Tbl Top	<b>CL_T54120</b>	361	Convене; Rect Laminate Conf Tbl Top
<b>CL_K3666</b>	365	Convене; Racetrack Lam Conf Tbl Top	<b>CL_T54144</b>	361	Convене; Rect Laminate Conf Tbl Top
<b>CL_K3672</b>	365	Convене; Racetrack Lam Conf Tbl Top	<b>CL_T54168</b>	361	Convене; Rect Laminate Conf Tbl Top
<b>CL_K3684</b>	365	Convене; Racetrack Lam Conf Tbl Top	<b>CL_T60120</b>	361	Convене; Rect Laminate Conf Tbl Top
<b>CL_K42108</b>	365	Convене; Racetrack Lam Conf Tbl Top	<b>CL_T60144</b>	361	Convене; Rect Laminate Conf Tbl Top
<b>CL_K4272</b>	365	Convене; Racetrack Lam Conf Tbl Top	<b>CL_T60168</b>	361	Convене; Rect Laminate Conf Tbl Top
<b>CL_K4284</b>	365	Convене; Racetrack Lam Conf Tbl Top	<b>CL_T60192</b>	361	Convене; Rect Laminate Conf Tbl Top
<b>CL_K4296</b>	365	Convене; Racetrack Lam Conf Tbl Top	<b>CL_T60216</b>	361	Convене; Rect Laminate Conf Tbl Top
<b>CL_K48108</b>	365	Convене; Racetrack Lam Conf Tbl Top	<b>CL_T66144</b>	361	Convене; Rect Laminate Conf Tbl Top
<b>CL_K48120</b>	365	Convене; Racetrack Lam Conf Tbl Top	<b>CL_T66168</b>	361	Convене; Rect Laminate Conf Tbl Top
<b>CL_K48144</b>	365	Convене; Racetrack Lam Conf Tbl Top	<b>CL_T66192</b>	361	Convене; Rect Laminate Conf Tbl Top
<b>CL_K4884</b>	365	Convене; Racetrack Lam Conf Tbl Top	<b>CL_T66216</b>	361	Convене; Rect Laminate Conf Tbl Top
<b>CL_K4896</b>	365	Convене; Racetrack Lam Conf Tbl Top	<b>CL_T72168</b>	361	Convене; Rect Laminate Conf Tbl Top
<b>CL_K54108</b>	365	Convене; Racetrack Lam Conf Tbl Top	<b>CL_T72192</b>	361	Convене; Rect Laminate Conf Tbl Top
<b>CL_K54120</b>	365	Convене; Racetrack Lam Conf Tbl Top	<b>CL_T72216</b>	361	Convене; Rect Laminate Conf Tbl Top
<b>CL_K54144</b>	365	Convене; Racetrack Lam Conf Tbl Top	<b>CQSA</b>	482	Floor Anchor Brackets
<b>CL_K54168</b>	365	Convене; Racetrack Lam Conf Tbl Top	<b>CVXEDGE</b>	380	Convене Edge Profile Sample
<b>CL_K60120</b>	365	Convене; Racetrack Lam Conf Tbl Top	<b>CW_B3660</b>	353	Convене; Boat-Shape Wd Conf Tbl Top
<b>CL_K60144</b>	365	Convене; Racetrack Lam Conf Tbl Top	<b>CW_B3666</b>	353	Convене; Boat-Shape Wd Conf Tbl Top
<b>CL_K60168</b>	365	Convене; Racetrack Lam Conf Tbl Top	<b>CW_B3672</b>	353	Convене; Boat-Shape Wd Conf Tbl Top
<b>CL_K60192</b>	365	Convене; Racetrack Lam Conf Tbl Top	<b>CW_B3684</b>	353	Convене; Boat-Shape Wd Conf Tbl Top
<b>CL_K60216</b>	365	Convене; Racetrack Lam Conf Tbl Top	<b>CW_B42108</b>	353	Convене; Boat-Shape Wd Conf Tbl Top
<b>CL_K66144</b>	365	Convене; Racetrack Lam Conf Tbl Top	<b>CW_B4272</b>	353	Convене; Boat-Shape Wd Conf Tbl Top
<b>CL_K66168</b>	365	Convене; Racetrack Lam Conf Tbl Top	<b>CW_B4284</b>	353	Convене; Boat-Shape Wd Conf Tbl Top

## Style Number Index, continued

Style Number	Page	Description
<b>CW_B4296</b>	353	Convener; Boat-Shape Wd Conf Tbl Top
<b>CW_B48108</b>	353	Convener; Boat-Shape Wd Conf Tbl Top
<b>CW_B48120</b>	353	Convener; Boat-Shape Wd Conf Tbl Top
<b>CW_B48144</b>	353	Convener; Boat-Shape Wd Conf Tbl Top
<b>CW_B4884</b>	353	Convener; Boat-Shape Wd Conf Tbl Top
<b>CW_B4896</b>	353	Convener; Boat-Shape Wd Conf Tbl Top
<b>CW_B54108</b>	353	Convener; Boat-Shape Wd Conf Tbl Top
<b>CW_B54120</b>	353	Convener; Boat-Shape Wd Conf Tbl Top
<b>CW_B54144</b>	353	Convener; Boat-Shape Wd Conf Tbl Top
<b>CW_B54168</b>	353	Convener; Boat-Shape Wd Conf Tbl Top
<b>CW_B60120</b>	353	Convener; Boat-Shape Wd Conf Tbl Top
<b>CW_B60144</b>	353	Convener; Boat-Shape Wd Conf Tbl Top
<b>CW_B60168</b>	353	Convener; Boat-Shape Wd Conf Tbl Top
<b>CW_B60192</b>	353	Convener; Boat-Shape Wd Conf Tbl Top
<b>CW_B60216</b>	353	Convener; Boat-Shape Wd Conf Tbl Top
<b>CW_B66144</b>	353	Convener; Boat-Shape Wd Conf Tbl Top
<b>CW_B66168</b>	353	Convener; Boat-Shape Wd Conf Tbl Top
<b>CW_B66192</b>	353	Convener; Boat-Shape Wd Conf Tbl Top
<b>CW_B66216</b>	353	Convener; Boat-Shape Wd Conf Tbl Top
<b>CW_B72168</b>	353	Convener; Boat-Shape Wd Conf Tbl Top
<b>CW_B72192</b>	353	Convener; Boat-Shape Wd Conf Tbl Top
<b>CW_B72216</b>	353	Convener; Boat-Shape Wd Conf Tbl Top
<b>CW_J3660</b>	349	Convener; Oval Wood Conf Table Top
<b>CW_J3666</b>	349	Convener; Oval Wood Conf Table Top
<b>CW_J3672</b>	349	Convener; Oval Wood Conf Table Top
<b>CW_J3684</b>	349	Convener; Oval Wood Conf Table Top
<b>CW_J42108</b>	349	Convener; Oval Wood Conf Table Top
<b>CW_J4272</b>	349	Convener; Oval Wood Conf Table Top
<b>CW_J4284</b>	349	Convener; Oval Wood Conf Table Top
<b>CW_J4296</b>	349	Convener; Oval Wood Conf Table Top
<b>CW_J48108</b>	349	Convener; Oval Wood Conf Table Top
<b>CW_J48120</b>	349	Convener; Oval Wood Conf Table Top
<b>CW_J4884</b>	349	Convener; Oval Wood Conf Table Top
<b>CW_J4896</b>	349	Convener; Oval Wood Conf Table Top
<b>CW_J54108</b>	349	Convener; Oval Wood Conf Table Top
<b>CW_J54120</b>	349	Convener; Oval Wood Conf Table Top
<b>CW_J54144</b>	349	Convener; Oval Wood Conf Table Top
<b>CW_J60120</b>	349	Convener; Oval Wood Conf Table Top
<b>CW_J60144</b>	349	Convener; Oval Wood Conf Table Top
<b>CW_J60168</b>	349	Convener; Oval Wood Conf Table Top
<b>CW_J66144</b>	349	Convener; Oval Wood Conf Table Top
<b>CW_J66168</b>	349	Convener; Oval Wood Conf Table Top
<b>CW_J66192</b>	349	Convener; Oval Wood Conf Table Top
<b>CW_J72168</b>	349	Convener; Oval Wood Conf Table Top
<b>CW_J72192</b>	349	Convener; Oval Wood Conf Table Top
<b>CW_J72216</b>	349	Convener; Oval Wood Conf Table Top
<b>CW_K3660</b>	355	Convener; Racetrack Wood Conf Tbl Top
<b>CW_K3666</b>	355	Convener; Racetrack Wood Conf Tbl Top
<b>CW_K3672</b>	355	Convener; Racetrack Wood Conf Tbl Top
<b>CW_K3684</b>	355	Convener; Racetrack Wood Conf Tbl Top
<b>CW_K42108</b>	355	Convener; Racetrack Wood Conf Tbl Top
<b>CW_K4272</b>	355	Convener; Racetrack Wood Conf Tbl Top
<b>CW_K4284</b>	355	Convener; Racetrack Wood Conf Tbl Top
<b>CW_K4296</b>	355	Convener; Racetrack Wood Conf Tbl Top
<b>CW_K48108</b>	355	Convener; Racetrack Wood Conf Tbl Top

Style Number	Page	Description
<b>CW_K48120</b>	355	Convener; Racetrack Wood Conf Tbl Top
<b>CW_K48144</b>	355	Convener; Racetrack Wood Conf Tbl Top
<b>CW_K4884</b>	355	Convener; Racetrack Wood Conf Tbl Top
<b>CW_K4896</b>	355	Convener; Racetrack Wood Conf Tbl Top
<b>CW_K54108</b>	355	Convener; Racetrack Wood Conf Tbl Top
<b>CW_K54120</b>	355	Convener; Racetrack Wood Conf Tbl Top
<b>CW_K54144</b>	355	Convener; Racetrack Wood Conf Tbl Top
<b>CW_K54168</b>	355	Convener; Racetrack Wood Conf Tbl Top
<b>CW_K60120</b>	355	Convener; Racetrack Wood Conf Tbl Top
<b>CW_K60144</b>	355	Convener; Racetrack Wood Conf Tbl Top
<b>CW_K60168</b>	355	Convener; Racetrack Wood Conf Tbl Top
<b>CW_K60192</b>	355	Convener; Racetrack Wood Conf Tbl Top
<b>CW_K60216</b>	355	Convener; Racetrack Wood Conf Tbl Top
<b>CW_K66144</b>	355	Convener; Racetrack Wood Conf Tbl Top
<b>CW_K66168</b>	355	Convener; Racetrack Wood Conf Tbl Top
<b>CW_K66192</b>	355	Convener; Racetrack Wood Conf Tbl Top
<b>CW_K66216</b>	355	Convener; Racetrack Wood Conf Tbl Top
<b>CW_K72168</b>	355	Convener; Racetrack Wood Conf Tbl Top
<b>CW_K72192</b>	355	Convener; Racetrack Wood Conf Tbl Top
<b>CW_K72216</b>	355	Convener; Racetrack Wood Conf Tbl Top
<b>CW_R36</b>	345	Convener; Round Wood Conf Table Top
<b>CW_R42</b>	345	Convener; Round Wood Conf Table Top
<b>CW_R48</b>	345	Convener; Round Wood Conf Table Top
<b>CW_R54</b>	345	Convener; Round Wood Conf Table Top
<b>CW_R60</b>	345	Convener; Round Wood Conf Table Top
<b>CW_R66</b>	345	Convener; Round Wood Conf Table Top
<b>CW_R72</b>	345	Convener; Round Wood Conf Table Top
<b>CW_S36</b>	346	Convener; Square Wood Conf Table Top
<b>CW_S42</b>	346	Convener; Square Wood Conf Table Top
<b>CW_S48</b>	346	Convener; Square Wood Conf Table Top
<b>CW_S54</b>	346	Convener; Square Wood Conf Table Top
<b>CW_S60</b>	346	Convener; Square Wood Conf Table Top
<b>CW_T3660</b>	351	Convener; Rect Wood Conf Table Top
<b>CW_T3666</b>	351	Convener; Rect Wood Conf Table Top
<b>CW_T3672</b>	351	Convener; Rect Wood Conf Table Top
<b>CW_T3684</b>	351	Convener; Rect Wood Conf Table Top
<b>CW_T42108</b>	351	Convener; Rect Wood Conf Table Top
<b>CW_T4272</b>	351	Convener; Rect Wood Conf Table Top
<b>CW_T4284</b>	351	Convener; Rect Wood Conf Table Top
<b>CW_T4296</b>	351	Convener; Rect Wood Conf Table Top
<b>CW_T48108</b>	351	Convener; Rect Wood Conf Table Top
<b>CW_T48120</b>	351	Convener; Rect Wood Conf Table Top
<b>CW_T48144</b>	351	Convener; Rect Wood Conf Table Top
<b>CW_T4884</b>	351	Convener; Rect Wood Conf Table Top
<b>CW_T4896</b>	351	Convener; Rect Wood Conf Table Top
<b>CW_T54108</b>	351	Convener; Rect Wood Conf Table Top
<b>CW_T54120</b>	351	Convener; Rect Wood Conf Table Top
<b>CW_T54144</b>	351	Convener; Rect Wood Conf Table Top
<b>CW_T54168</b>	351	Convener; Rect Wood Conf Table Top
<b>CW_T60120</b>	351	Convener; Rect Wood Conf Table Top
<b>CW_T60144</b>	351	Convener; Rect Wood Conf Table Top
<b>CW_T60168</b>	351	Convener; Rect Wood Conf Table Top
<b>CW_T60192</b>	351	Convener; Rect Wood Conf Table Top
<b>CW_T60216</b>	351	Convener; Rect Wood Conf Table Top
<b>CW_T66144</b>	351	Convener; Rect Wood Conf Table Top

Style Number	Page	Description	Style Number	Page	Description
<b>CW_T66168</b>	351	Convene; Rect Wood Conf Table Top	<b>MT03DR7260N</b>	476	Desk-Height Table TC
<b>CW_T66192</b>	351	Convene; Rect Wood Conf Table Top	<b>MT03DR7260TN</b>	475	Desk-Height Table TC
<b>CW_T66216</b>	351	Convene; Rect Wood Conf Table Top	<b>MT03DS6060N</b>	476	Desk-Height Table TC
<b>CW_T72168</b>	351	Convene; Rect Wood Conf Table Top	<b>MT03DS6060TN</b>	475	Desk-Height Table TC
<b>CW_T72192</b>	351	Convene; Rect Wood Conf Table Top	<b>MT03DSD4848TN</b>	475	Desk-Height Table TC
<b>CW_T72216</b>	351	Convene; Rect Wood Conf Table Top	<b>MT03SC6084N</b>	480	Stool-Height Table TC
<b>CWAWLB56</b>	381	Convene; Wallboard	<b>MT03SC6084TN</b>	479	Stool-Height Table TC
<b>CWAWLB70</b>	381	Convene; Wallboard	<b>MT03SF12076TN</b>	480	Stool-Height Table TC
<b>CWCIRC24</b>	371	Convene; Circular Drum Base	<b>MT03SL7860N</b>	480	Stool-Height Table TC
<b>CWCIRC30</b>	371	Convene; Circular Drum Base	<b>MT03SL7860TN</b>	479	Stool-Height Table TC
<b>CWCIRC36</b>	371	Convene; Circular Drum Base	<b>MT03SM6660N</b>	480	Stool-Height Table TC
<b>CWCLEC</b>	379	Convene; Lectern	<b>MT03SM6660TN</b>	479	Stool-Height Table TC
<b>CWCLECD</b>	379	Convene; Lectern	<b>MT03SR60N</b>	480	Stool-Height Table TC
<b>CWCLECDF</b>	379	Convene; Lectern	<b>MT03SR7260N</b>	480	Stool-Height Table TC
<b>CWCLECF</b>	379	Convene; Lectern	<b>MT03SR7260TN</b>	479	Stool-Height Table TC
<b>CWCLECT</b>	379	Convene; Lectern	<b>MT03SS6060N</b>	480	Stool-Height Table TC
<b>CWDWCMED</b>	377	Convene; Media Cart	<b>MT03SS6060TN</b>	479	Stool-Height Table TC
<b>CWDWCMEDF</b>	377	Convene; Media Cart	<b>MT03ST7560N</b>	481	Stool-Height Table TC
<b>CWELC24</b>	373	Convene; Elliptical Drum Base	<b>MT03ST7560TN</b>	481	Stool-Height Table TC
<b>CWELC30</b>	373	Convene; Elliptical Drum Base	<b>MT03ST7560TTN</b>	481	Stool-Height Table w/out Tech
<b>CWELC36</b>	373	Convene; Elliptical Drum Base	<b>N3LPINT</b>	66	Pint Tables
<b>CWHDC24</b>	372	Convene; Half Drum Base	<b>N3LRECT</b>	65	Rectangle Tables
<b>CWHDC30</b>	372	Convene; Half Drum Base	<b>PTDMGB1</b>	508	Power Sphere
<b>CWHDC36</b>	372	Convene; Half Drum Base	<b>PTDMGB3</b>	508	Pwr Comm Sphere
<b>CWOSCMED</b>	377	Convene; Media Cart	<b>PTRLGB1</b>	509	Oval Power and Comm Port
<b>CWOSCMEDF</b>	377	Convene; Media Cart	<b>PTRLGBCAP</b>	509	Decorative Metal Cap
<b>CWREC424</b>	368	Convene; Rectangular Base	<b>PTRSGB1</b>	509	Power Comm Port
<b>CWREC630</b>	368	Convene; Rectangular Base	<b>PTRSGBCAP</b>	509	Decorative Metal Cap
<b>CWREC636</b>	368	Convene; Rectangular Base	<b>SSTD3242</b>	486	Desk-Height Scape Series Table
<b>CWREF424</b>	369	Convene; Rectangular Base	<b>SSTS3242</b>	486	Stool-Height Scape Series Table
<b>CWREF630</b>	369	Convene; Rectangular Base	<b>TS4CLIP</b>	138	Cable Management Clip
<b>CWREF636</b>	369	Convene; Rectangular Base	<b>TS4FG</b>	123, 138	Flex Ganger Package
<b>CWUPC424</b>	367	Convene; U-Panel Base	<b>TS4FLIP2</b>	126	Rectangle Flip-Top Training Table
<b>CWUPC630</b>	367	Convene; U-Panel Base	<b>TS4FLIPTM</b>	129	Team Flip-Top Training Table
<b>CWUPC636</b>	367	Convene; U-Panel Base	<b>TS4FLUSH</b>	141	Power Cord, Flush
<b>CWXPC424</b>	367	Convene; X-Panel Base	<b>TS4GMT</b>	140	Grommet
<b>CWXPC630</b>	367	Convene; X-Panel Base	<b>TS4HCM</b>	137	Horizontal Cable Manager
<b>CWXPC636</b>	367	Convene; X-Panel Base	<b>TS4INFEED</b>	141	Power Infeed
<b>DAC84</b>	374	Technology Cover	<b>TS4L27PG</b>	160	Groupwork Post Leg
<b>DAX84</b>	374	Technology Cover	<b>TS4L27PG4</b>	160	Groupwork Post Leg
<b>GFUCCM</b>	513	Cord and Cable Mg	<b>TS4LSHPG</b>	160	Groupwork Post Leg
<b>GFUCMC</b>	513	Internode Harness Clip	<b>TS4LSHPG4</b>	161	Groupwork Post Leg
<b>LOCK9201FR</b>	517	Lock Cylinder	<b>TS4MH36</b>	162	Groupwork Modesty Panel
<b>LOCK9201XF</b>	517	Lock Cylinder	<b>TS4MH42</b>	162	Groupwork Modesty Panel
<b>LOCK9250FR</b>	517	Lock Cylinder	<b>TS4MH48</b>	162	Groupwork Modesty Panel
<b>LOCK9250XF</b>	517	Lock Cylinder	<b>TS4MH60</b>	162	Groupwork Modesty Panel
<b>MT03DC6084N</b>	477	Desk-Height Table TC	<b>TS4MH66</b>	162	Groupwork Modesty Panel
<b>MT03DC6084TN</b>	476	Desk-Height Table TC	<b>TS4MH72</b>	162	Groupwork Modesty Panel
<b>MT03DF12076TN</b>	476	Desk-Height Table TC	<b>TS4MH84</b>	162	Groupwork Modesty Panel
<b>MT03DL7860N</b>	477	Desk-Height Table TC	<b>TS4MP</b>	136	Groupwork Modesty Panel
<b>MT03DL7860TN</b>	476	Desk-Height Table TC	<b>TS4NFLIP</b>	132	Rectangle Non-Flip Training Table
<b>MT03DM6660N</b>	477	Desk-Height Table TC	<b>TS4NFLIPTM</b>	135	Team Non-Flip Training Table
<b>MT03DM6660TN</b>	475	Desk-Height Table TC	<b>TS4POP</b>	140	Power Cord, Pop-Up
<b>MT03DP4854TN</b>	475	Desk-Height Table TC	<b>TS4S2454</b>	167	Groupwork Screen
<b>MT03DR60N</b>	477	Desk-Height Table TC	<b>TS4S2466</b>	167	Groupwork Screen

## Style Number Index, continued

Style Number	Page	Description
<b>TS4S3054</b>	167	Groupwork Screen
<b>TS4S3066</b>	167	Groupwork Screen
<b>TS4S3654</b>	167	Groupwork Screen
<b>TS4S3666</b>	167	Groupwork Screen
<b>TS4S4254</b>	167	Groupwork Screen
<b>TS4S4266</b>	167	Groupwork Screen
<b>TS4S4854</b>	167	Groupwork Screen
<b>TS4S4866</b>	167	Groupwork Screen
<b>TS4SR24</b>	168	Groupwork Marker Tray
<b>TS4SR30</b>	168	Groupwork Marker Tray
<b>TS4SR36</b>	168	Groupwork Marker Tray
<b>TS4SR42</b>	168	Groupwork Marker Tray
<b>TS4SR48</b>	168	Groupwork Marker Tray
<b>TS4TBASE22</b>	158	Groupwork Table Base
<b>TS4TBASE28</b>	158	Groupwork Table Base
<b>TS4TBASE285</b>	158	Groupwork Table Base
<b>TS4TBL</b>	94	Campfire Big Lamp
<b>TS4TCAFE22</b>	158	Groupwork Table Base
<b>TS4TCAFE28</b>	158	Groupwork Table Base
<b>TS4TCAFE285</b>	158	Groupwork Table Base
<b>TS4TCOF22</b>	158	Groupwork Table Base
<b>TS4TCOF28</b>	158	Groupwork Table Base
<b>TS4THB48120</b>	157	Groupwork Conf Table Top
<b>TS4THB4812T</b>	157	Groupwork Conf Table Top
<b>TS4THB48144</b>	157	Groupwork Conf Table Top
<b>TS4THB4814T</b>	157	Groupwork Conf Table Top
<b>TS4THB4896</b>	157	Groupwork Conf Table Top
<b>TS4THB4896T</b>	157	Groupwork Conf Table Top
<b>TS4THD48120</b>	157	Groupwork Conf Table Top
<b>TS4THD4812T</b>	157	Groupwork Conf Table Top
<b>TS4THD48144</b>	157	Groupwork Conf Table Top
<b>TS4THD4814T</b>	157	Groupwork Conf Table Top
<b>TS4THD4896</b>	157	Groupwork Conf Table Top
<b>TS4THD4896T</b>	157	Groupwork Conf Table Top
<b>TS4THDR24</b>	154	Groupwork Table Top
<b>TS4THDR24T</b>	154	Groupwork Table Top
<b>TS4THDR30</b>	154	Groupwork Table Top
<b>TS4THDR30T</b>	154	Groupwork Table Top
<b>TS4THDR36</b>	154	Groupwork Table Top
<b>TS4THDR36T</b>	154	Groupwork Table Top
<b>TS4THDR42</b>	154	Groupwork Table Top
<b>TS4THDR42T</b>	154	Groupwork Table Top
<b>TS4THDR48</b>	154	Groupwork Table Top
<b>TS4THDR48T</b>	154	Groupwork Table Top
<b>TS4THDV2448</b>	155	Groupwork Table Top
<b>TS4THDV244T</b>	155	Groupwork Table Top
<b>TS4THDV4896</b>	157	Groupwork Conf Table Top
<b>TS4THDV489T</b>	157	Groupwork Conf Table Top
<b>TS4THG2448</b>	153	Groupwork Table Top
<b>TS4THG3060</b>	153	Groupwork Table Top
<b>TS4THL2424</b>	153	Groupwork Table Top
<b>TS4THL3030</b>	153	Groupwork Table Top
<b>TS4THN1836</b>	153	Groupwork Table Top
<b>TS4THN2448</b>	153	Groupwork Table Top
<b>TS4THN3060</b>	153	Groupwork Table Top

Style Number	Page	Description
<b>TS4THR1848</b>	152	Groupwork Table Top
<b>TS4THR1860</b>	152	Groupwork Table Top
<b>TS4THR1866</b>	152	Groupwork Table Top
<b>TS4THR1872</b>	152	Groupwork Table Top
<b>TS4THR1884</b>	152	Groupwork Table Top
<b>TS4THR2424</b>	155	Groupwork Table Top
<b>TS4THR2424T</b>	155	Groupwork Table Top
<b>TS4THR2436</b>	152	Groupwork Table Top
<b>TS4THR2442</b>	152	Groupwork Table Top
<b>TS4THR2448</b>	152	Groupwork Table Top
<b>TS4THR2460</b>	152	Groupwork Table Top
<b>TS4THR2466</b>	152	Groupwork Table Top
<b>TS4THR2472</b>	152	Groupwork Table Top
<b>TS4THR2484</b>	152	Groupwork Table Top
<b>TS4THR3030</b>	155	Groupwork Table Top
<b>TS4THR3030T</b>	155	Groupwork Table Top
<b>TS4THR3036</b>	152	Groupwork Table Top
<b>TS4THR3042</b>	152	Groupwork Table Top
<b>TS4THR3048</b>	152	Groupwork Table Top
<b>TS4THR3060</b>	152	Groupwork Table Top
<b>TS4THR3066</b>	152	Groupwork Table Top
<b>TS4THR3072</b>	152	Groupwork Table Top
<b>TS4THR3636</b>	155	Groupwork Table Top
<b>TS4THR3636T</b>	155	Groupwork Table Top
<b>TS4THR4242</b>	155	Groupwork Table Top
<b>TS4THR4242T</b>	155	Groupwork Table Top
<b>TS4THR48120</b>	156	Groupwork Conf Table Top
<b>TS4THR4812T</b>	156	Groupwork Conf Table Top
<b>TS4THR48144</b>	156	Groupwork Conf Table Top
<b>TS4THR4814T</b>	156	Groupwork Conf Table Top
<b>TS4THR4848</b>	155	Groupwork Table Top
<b>TS4THR4848T</b>	155	Groupwork Table Top
<b>TS4THR4896</b>	156	Groupwork Conf Table Top
<b>TS4THR4896T</b>	156	Groupwork Conf Table Top
<b>TS4TL28</b>	82	Campfire Big Table
<b>TS4TL40</b>	82	Campfire Big Table
<b>TS4TLB48120</b>	157	Groupwork Conf Table Top
<b>TS4TLB4812T</b>	157	Groupwork Conf Table Top
<b>TS4TLB48144</b>	157	Groupwork Conf Table Top
<b>TS4TLB4814T</b>	157	Groupwork Conf Table Top
<b>TS4TLB4896</b>	157	Groupwork Conf Table Top
<b>TS4TLB4896T</b>	157	Groupwork Conf Table Top
<b>TS4TLD48120</b>	157	Groupwork Conf Table Top
<b>TS4TLD4812T</b>	157	Groupwork Conf Table Top
<b>TS4TLD48144</b>	157	Groupwork Conf Table Top
<b>TS4TLD4814T</b>	157	Groupwork Conf Table Top
<b>TS4TLD4896</b>	157	Groupwork Conf Table Top
<b>TS4TLD4896T</b>	157	Groupwork Conf Table Top
<b>TS4TLDR24</b>	154	Groupwork Table Top
<b>TS4TLDR24T</b>	154	Groupwork Table Top
<b>TS4TLDR30</b>	154	Groupwork Table Top
<b>TS4TLDR30T</b>	154	Groupwork Table Top
<b>TS4TLDR36</b>	154	Groupwork Table Top
<b>TS4TLDR36T</b>	154	Groupwork Table Top
<b>TS4TLDR42</b>	154	Groupwork Table Top

Style Number	Page	Description	Style Number	Page	Description
<b>TS4TLDR42T</b>	154	Groupwork Table Top	<b>TS4TPST</b>	92	Slim Table
<b>TS4TLDR48</b>	154	Groupwork Table Top	<b>TS4TPSTS48</b>	91	Campfire Standing Height Slim Table
<b>TS4TLDR48T</b>	154	Groupwork Table Top	<b>TS4TPSTS60</b>	91	Campfire Standing Height Slim Table
<b>TS4TLDRW</b>	86	Campfire Table Drawer	<b>TS4TPT</b>	88	Campfire Paper Table
<b>TS4TLDV2448</b>	155	Groupwork Table Top	<b>TS4TPTG</b>	89	Campfire Glass
<b>TS4TLDV244T</b>	155	Groupwork Table Top	<b>TS4TPTP</b>	88	Campfire Paper Stack
<b>TS4TLDV4896</b>	157	Groupwork Conf Table Top	<b>TS4TPTP4</b>	88	Campfire Paper 4 Stack
<b>TS4TLDV489T</b>	157	Groupwork Conf Table Top	<b>TS4TPTP6</b>	88	Campfire Paper 6 Stack
<b>TS4TLG2448</b>	153	Groupwork Table Top	<b>TS4TPWR</b>	95	Campfire Receptacle
<b>TS4TLG3060</b>	153	Groupwork Table Top	<b>TS4TPWR1</b>	95	Campfire Receptacle
<b>TS4TLH28</b>	85	Campfire Big Table—Half-Depth	<b>TS4TPWRD</b>	95	Campfire Receptacle
<b>TS4TLH40</b>	85	Campfire Big Table—Half-Depth	<b>TS4TPWRD1</b>	95	Campfire Receptacle
<b>TS4TLL2424</b>	153	Groupwork Table Top	<b>TS4TPWRUSB</b>	95	Campfire Receptacle
<b>TS4TLL3030</b>	153	Groupwork Table Top	<b>TS4TPWRUSB1</b>	95	Campfire Receptacle
<b>TS4TLN1836</b>	153	Groupwork Table Top	<b>TS4TRAIL</b>	86	Campfire Center Rail
<b>TS4TLN2448</b>	153	Groupwork Table Top	<b>TS4TSLH</b>	87	Campfire Storage Cabinet
<b>TS4TLN3060</b>	153	Groupwork Table Top	<b>TS4TSRH</b>	87	Campfire Storage Cabinet
<b>TS4TLP28</b>	84	Campfire Big Table with Grommets	<b>TS4TST</b>	93	Skate Table
<b>TS4TLP40</b>	84	Campfire Big Table with Grommets	<b>TS4TVWM28</b>	94	Campfire Cord Cover
<b>TS4TLR1848</b>	152	Groupwork Table Top	<b>TS4TVWM40</b>	94	Campfire Cord Cover
<b>TS4TLR1860</b>	152	Groupwork Table Top	<b>TS4TWP</b>	90	Campfire Personal Table
<b>TS4TLR1866</b>	152	Groupwork Table Top	<b>TS4VCM</b>	137	Vertical Wire Manager
<b>TS4TLR1872</b>	152	Groupwork Table Top	<b>TS4WIRE</b>	162	Groupwork Wire MT
<b>TS4TLR1884</b>	152	Groupwork Table Top	<b>TS4WPERLNGE</b>	189	Simple Lounge Personal Table
<b>TS4TLR2424</b>	155	Groupwork Table Top	<b>TS4WPWR1</b>	212	Simple Single Unit Power Module
<b>TS4TLR2424T</b>	155	Groupwork Table Top	<b>TS4WPWR2</b>	213	Simple Double Unit Power Module
<b>TS4TLR2436</b>	152	Groupwork Table Top	<b>TS4WRD</b>	201	Simple Working-Height Round Table
<b>TS4TLR2442</b>	152	Groupwork Table Top	<b>TS4WRDCAFE</b>	210	Simple Café-Height Round Table
<b>TS4TLR2448</b>	152	Groupwork Table Top	<b>TS4WRDLNGE</b>	191	Simple Lounge-Height Round Table
<b>TS4TLR2460</b>	152	Groupwork Table Top	<b>TS4WREC</b>	205	Simple Working-Height Rectangle Table
<b>TS4TLR2466</b>	152	Groupwork Table Top	<b>TS4WRECLNGE</b>	195	Simple Lounge-Height Rectangle Table
<b>TS4TLR2472</b>	152	Groupwork Table Top	<b>TS4WRMGR</b>	214	Simple Wire Manager Kit
<b>TS4TLR2484</b>	152	Groupwork Table Top	<b>TS4WSFTREC</b>	209	Simple Working-Height Soft Rectangle Table
<b>TS4TLR3030</b>	155	Groupwork Table Top	<b>TS4WSFTRECLNGE</b>	199	Simple Lounge-Height Soft Rectangle Table
<b>TS4TLR3030T</b>	155	Groupwork Table Top	<b>TS4WSFTSQ</b>	207	Simple Working-Height Soft Square Table
<b>TS4TLR3036</b>	152	Groupwork Table Top	<b>TS4WSFTSQLNGE</b>	197	Simple Lounge-Height Soft Square Table
<b>TS4TLR3042</b>	152	Groupwork Table Top	<b>TS4WSQ</b>	203	Simple Working-Height Square Table
<b>TS4TLR3048</b>	152	Groupwork Table Top	<b>TS4WSQCAFE</b>	211	Simple Café-Height Square Table
<b>TS4TLR3060</b>	152	Groupwork Table Top	<b>TS4WSQLNGE</b>	193	Simple Lounge-Height Square Table
<b>TS4TLR3066</b>	152	Groupwork Table Top	<b>TS7WWM</b>	511	U WS Wire Mgr
<b>TS4TLR3072</b>	152	Groupwork Table Top	<b>TSATPL14</b>	163	Support Plate
<b>TS4TLR3636</b>	155	Groupwork Table Top	<b>TSATPL20</b>	163	Support Plate
<b>TS4TLR3636T</b>	155	Groupwork Table Top	<b>TSATRC39</b>	163	Reinforcing Channel
<b>TS4TLR4242</b>	155	Groupwork Table Top	<b>TSATRC48</b>	163	Reinforcing Channel
<b>TS4TLR4242T</b>	155	Groupwork Table Top	<b>TSATRC57</b>	163	Reinforcing Channel
<b>TS4TLR48120</b>	156	Groupwork Conf Table Top	<b>TSATRC72</b>	163	Reinforcing Channel
<b>TS4TLR4812T</b>	156	Groupwork Conf Table Top	<b>TSATTIE</b>	163	Tie Plates
<b>TS4TLR48144</b>	156	Groupwork Conf Table Top	<b>TSBLNBOVM</b>	33	Baseline Oval Table
<b>TS4TLR4814T</b>	156	Groupwork Conf Table Top	<b>TSBLNBRDM</b>	33	Baseline Round Table
<b>TS4TLR4848</b>	155	Groupwork Table Top	<b>TSBLNBRSM</b>	32	Baseline Square/Rectangular Table
<b>TS4TLR4848T</b>	155	Groupwork Table Top	<b>TSBLNBRTM</b>	33	Baseline Racetrack Table
<b>TS4TLR4896</b>	156	Groupwork Conf Table Top	<b>TSBLNPMOD</b>	48	Baseline Power Module
<b>TS4TLR4896T</b>	156	Groupwork Conf Table Top	<b>TSBLNPRND</b>	48	Baseline Round Power Module
<b>TS4TLT28</b>	83	Campfire Big Table with Trough	<b>TSBLNS1</b>	45	Baseline One Seat Bench
<b>TS4TLT40</b>	83	Campfire Big Table with Trough	<b>TSBLNS2</b>	47	Baseline Two Seat Bench

Style Number Index, continued

Style Number	Page	Description	Style Number	Page	Description
<b>TSBLNSTC1</b>	43	Bassline Credenza	<b>VTR1966</b>	291	Rectangle Table
<b>TSBLNSTC2</b>	43	Bassline Credenza	<b>VTR1972</b>	291	Rectangle Table
<b>TSBLNSTC3</b>	43	Bassline Credenza	<b>VTR1984</b>	291	Rectangle Table
<b>TSBLNSTS1</b>	41	Bassline Standing Storage	<b>VTR2434</b>	285	Rectangle Table
<b>TSBLNSTS2</b>	41	Bassline Standing Storage	<b>VTR2439</b>	291	Rectangle Table
<b>TSBLNT3LEGL</b>	35	Bassline Large Asymmetrical Table	<b>VTR2448</b>	291	Rectangle Table
<b>TSBLNT3LEGM</b>	35	Bassline Medium Asymmetrical Table	<b>VTR2460</b>	291	Rectangle Table
<b>TSBLNT3LEGS</b>	35	Bassline Small Asymmetrical Table	<b>VTR2466</b>	291	Rectangle Table
<b>TSBLNTBX</b>	37	Bassline Box Top Tables	<b>VTR2472</b>	291	Rectangle Table
<b>TSBLNTBXC</b>	38	Bassline Box Top Coffee Table	<b>VTR2484</b>	291	Rectangle Table
<b>TSBLNTOV</b>	29	Bassline Oval Table	<b>VTR3048</b>	291	Rectangle Table
<b>TSBLNTRD</b>	27	Bassline Round Table	<b>VTR3060</b>	291	Rectangle Table
<b>TSBLNTRS</b>	25	Bassline Square and Rectangular Table	<b>VTR3066</b>	291	Rectangle Table
<b>TSBLNTRT</b>	31	Bassline Racetrack Table	<b>VTR3072</b>	291	Rectangle Table
<b>VE36</b>	300	Easel	<b>VTR3084</b>	291	Rectangle Table
<b>VLYCDM</b>	453	Verlay Cord Management Cover	<b>VTRF</b>	297	Verb Flip-Top Table
<b>VLYGDWL</b>	422	Verlay Gumdrops Table	<b>VTSN3050</b>	298	Teaching Station
<b>VLYRECML</b>	446-449	Verlay; Rectangle Table	<b>VTSN3060</b>	298	Teaching Station
<b>VLYRECWL</b>	428	Verlay Rectangle Table	<b>VTSN3072</b>	298	Teaching Station
<b>VLYRECWLST</b>	437	Verlay Standing-Height Rectangle Tables	<b>VTT2460</b>	289	Team Table
<b>VLYRML</b>	439	Verlay; Round Table	<b>VTT2472</b>	289	Team Table
<b>VLYRWL</b>	419	Verlay Round Table	<b>VTT2484</b>	289	Team Table
<b>VLYSQML</b>	442	Verlay; Square Table	<b>VTT3060</b>	289	Team Table
<b>VLYSQWL</b>	425	Verlay Square Table	<b>VTT3072</b>	289	Team Table
<b>VLYSQWLST</b>	435	Verlay Standing-Height Square Tables	<b>VTT3084</b>	289	Team Table
<b>VLYSTLML</b>	452	Verlay; Sightline Table	<b>VTTF</b>	297	Verb Flip-Top Table
<b>VLYSTLWL</b>	432	Verlay Sightline Table	<b>VTZ3062</b>	289	Trapezoid Table
<b>VLYSTR</b>	453	Verlay; Attachment Strip Package	<b>VWB2</b>	299	Personal Whiteboard
<b>VTAMRD2</b>	295	Verb Active Media Table	<b>VWT6</b>	301	Wall Track
<b>VTAMRT2</b>	295	Verb Active Media Table	<b>VWT8</b>	301	Wall Track
<b>VTAMTP2</b>	295	Verb Active Media Table	<b>VWTH</b>	301	Wall Track
<b>VTC1960</b>	287	Chevron Table			
<b>VTC1966</b>	287	Chevron Table			
<b>VTC1972</b>	287	Chevron Table			
<b>VTC1984</b>	287	Chevron Table			
<b>VTC2460</b>	287	Chevron Table			
<b>VTC2466</b>	287	Chevron Table			
<b>VTC2472</b>	287	Chevron Table			
<b>VTC2484</b>	287	Chevron Table			
<b>VTC3060</b>	287	Chevron Table			
<b>VTC3066</b>	287	Chevron Table			
<b>VTC3072</b>	287	Chevron Table			
<b>VTC3084</b>	287	Chevron Table			
<b>VTCF</b>	297	Verb Flip-Top Table			
<b>VTK1934</b>	285	Keystone Table			
<b>VTK2434</b>	285	Keystone Table			
<b>VTMR6078</b>	293	Rounded Table			
<b>VTMS6060</b>	293	Square Table			
<b>VTMZ6060</b>	293	Trapezoid Table			
<b>VTMZ6084</b>	293	Media Table			
<b>VTP2233</b>	285	Personal Table			
<b>VTR1934</b>	285	Rectangle Table			
<b>VTR1939</b>	291	Rectangle Table			
<b>VTR1948</b>	291	Rectangle Table			
<b>VTR1960</b>	291	Rectangle Table			



# Trademark List

™/® The following is a non-exhaustive list of trademarks and registered trademarks for products of Steelcase Inc. or one of its related corporate entities: Agree, Airtouch, Alight, Amia, Answer, Aspekt, Avenir, Await, B-Free, Ballet, Bassline, Bindu, Bivi, Bix, Bottomline, Brody, Buoy, Cachet, Campfire, Capa, CF Series, CG\_1, Chord, Circa, Clipper, Cobi, Collaboration, Convene, Coupe, Cura, Currency, dash, Divisio, Duo, E-Table 2, Edge Series, Elbrook, Elective Elements, Embold, Empath, Everwall, Exponents, Folio, FrameOne, Gesture, Groupwork, Host, Hosu, i2i, Jenny, Kart, Kathryn, Kick, Lagunitas, Leap, Leela, LessThanFive, LiveBack, LiveSeat, Mackinac, Marien152, Max-Stacker, media:scape, Migration, Millbrae, Mineral, Mitra, Montage, Montara650, MoreThanFive, Move, Node, Ocular, Ology, Opus, Paperflo, Passerelle, Player, Pocket, Potrero415, QiVi, Radia, Regard, Relay, Reply, Ripple, Roam, Sarto, Scoop, Sebastopol, Senti Series, Senza, Shortcut, Sidewalk, Siento, Sieste, SILQ, Soffio, Sorrel, SOTO, Steelcase Eclipse, Steelcase Flex, Steelcase Karman, Steelcase Relay, Steelcase Rise, Steelcase Series, Surround, SW\_1, Switch, Sync, Tava, Tenor, Think, Thoughtful, Thread, Together, Train, Trees, Turnstone, Umami, Underscore, V.I.A., Verb, Verge, Verlay, Victor2, Visalia, WorkValet, and X-tenz.

™/® The following are trademarks or registered trademarks of AMQ Solutions, LLC: 3F, Activ, Amobi, Bixby, Bodi, Cluvo, Concur, Embank, FL-X, Iline, Jaku, Kinex, Personality Plus, Revi, S-Series, Siya, Tektis, Tizu, Uptake, and Zilo.

™/® The following are trademarks or registered trademarks of Orangebox Ltd., Cardiff, UK: Air3, Aspect, Avi, Away from the Desk, Border, Campers & Dens, Coppice, Cubb, Kim, On the QT, Ramsey, Skomer, Sully, Track-B, and Vale.

™/® The following are trademarks or registered trademarks of Viccarbe Habitat, S.L.: Aleta, Cambio, Designed in The Sun, Foro, Funda, Holy Day, Kelly, Last Minute, Noha, Savina, Sistema, Sistema, Viable, and Wrapp.

® The following are registered brands of Steelcase Inc. and its family of companies: Steelcase, AMQ, Coalesse, Designtex, Halcon, Orangebox, Smith System, and Viccarbe.

® The following registered trademarks are under license from AWI Licensing Company, Dover, DE: SoundScapes, DuraBrite, BioBlock, and Armstrong.

® The following registered trademarks are under license from Byrne Electrical, Rockford, MI: Interport, Mini-Port, Axil Z, and Ellora.

® The following is a registered trademark of DuPont, Wilmington, DE: Corian.

® The following is a registered trademark of Genlyte Thomas Company, Louisville, KY: Lightolier.

® The following is a registered trademark of Hilti Corporation, FL-9494 Schaan, Principality of Liechtenstein: Hilti.

® The following is a registered trademark of Leviton Manufacturing Company, Little Neck, NY: Decora.

® The following is a registered trademark of Mechanical Plastics Corp, Elmsford, NY: Toggler.

® The following is a registered trademark of Microsoft Corporation, Redmond, WA: Microsoft.

® The following are registered trademarks of Orangebox Ltd., Cardiff, UK: Orangebox.

® The following is a registered trademark of Panduit Corporation, Lockport, IL: Panduit.

® The following is a registered trademark of Trav (Press), Cuneo, Italy: Assisa.

® The following is a registered trademark of Virtual Ink, Boston, MA: mimioActive.

® The following registered trademarks are under license from Wilkhahn Furniture Products: Avera, Senzo, Versal, and Wilkhahn FS.

® The following are registered trademarks of Polyvision Corp: Flow, Motif, Polyvision, Sans, and Serif.

® The following is a registered trademark of Wilsonart International, Temple, TX: Chemsurf.

® The following is a registered trademark of Wiremold, West Hartford, CT: Wiremold.

® The following is a registered trademark of EMU Group S.P.A., Perugia, Italy: EMU.

® The following is a registered trademark of Security People, Inc.: Digilock.

® The following are registered trademarks of Natural Capital Partners Europe Limited: CarbonNeutral and the CarbonNeutral Certified logo.

™ The following is a trademark of Microsoft Corporation, Redmond, WA: Windows.

™ The following is a trademark of Rodman Industries, Inc., Oconomowoc, WI: ResinCore1.

™ The following is a trademark of Ultrafabrics, LLC, Elmsford, NY: Ultraleather.

™ The following trademarks are under license from Wilkhahn Furniture products: Cana, Linus, Logon, Picto, Range, Stitz, Thema, Timetable, and Tubis.

™ The following trademarks are under license from Walter Knoll: Andoo, Bob, Lazlo, Lox, Ribbon, and Together.

™ The following trademarks are under license from PP Møbler: Bar and Flag Halyard.

™ The following trademarks are under license from Carl Hansen: Elbow, Paddle, Shell, Wing, and Wishbone.

™ The following trademarks are under license from Cambridge Sound Management, LLC Cambridge, MA: QtPro Soundmasking, Qt Quiet Technology, and Sonet Qt.

™ The following is a trademark of Electri-Cable Assemblies, Shelton, CT: Interact.

™ The following is a trademark of Clestra Hauserman: IRYS.

™ The following is a trademark of Wiesner-Hager Möbel GmbH: Nooi.

™ The following are trademarks of Polyvision: Accord, a3, e3, Boundri, and Nota.

™ The following is a trademark of Bostock Company, Inc: SnapCab.

™ The following is a trademark of Williams-Sonoma, Inc: West Elm.

™ The following is a trademark of Elena Marquina Testor: nanimarquina.

™ The following is a trademark of Forbo International SA: Forbo.

Trademarks used herein are the property of Steelcase Inc. or their respective owners.