



IM#: 16-0016150

Aspekt™
family of seating

Steelcase
HEALTH



Unmatched Versatility

Aspekt™ offers a clean, minimal aesthetic for guest and patient seating, as well as tables, in a variety of healthcare settings. An excellent option for public areas, Aspekt works as a single chair and also can be configured as multi-unit seating – with or without center arms and legs, and interconnected tables.

IM#: 18-0107010 | SM: ASPEKT EASY ACCESS CHAIR WITH STRAIGHT ARMS, PLASTIC ARM CAPS AND WALLSAVER LEGS (DESIGNTEX LUSTER TAUPE, CHAMPAGNE METALLIC, MERLE); ASPEKT SINGLE-SEAT AND BARIATRIC CHAIRS, THREE-SEAT WITH ARMS ON THE ENDS ONLY, BARIATRIC CHAIR, TWO-SEAT COMBINATION UNIT WITH ONE BARIATRIC SEAT, TWO-SEAT WITH ARMS AND LEGS BETWEEN EACH SEAT WITH STRAIGHT ARMS AND PLASTIC ARM CAPS (DESIGNTEX TUMBLEWEED LARKSPUR BACKS, DESIGNTEX METTA WATER SEATS, CHAMPAGNE METALLIC, MERLE); ASPEKT ROUND AND BOW FREESTANDING TABLES (CLEAR MAPLE, CHAMPAGNE METALLIC); ELECTIVE ELEMENTS ORGANIZER SHELF WITH LAMINATE CASE (CLEAR MAPLE); REGARD PLANTER (SEAGULL)



Dynamic Style

To achieve a range of aesthetics, Aspect seating offers a choice of straight or wave-shaped arms, convex or concave-shaped backs, and straight or wallsaver legs. Combined, seat backs create distinctive, dynamic profiles that help define healthcare waiting and transition spaces.

IM#: 15-0013388 | SM: ASPEKT SINGLE-SEAT, THREE-SEAT WITH ARMS AND LEGS ON THE ENDS ONLY, AND BARIATRIC CHAIRS WITH CONVEX BACK, WAVE ARMS AND PLASTISOL ARM CAPS (DESIGNTEX ALCHEMY MUSHROOM, PLATINUM METALLIC, GRAPHITE); ASPEKT BENCH (DESIGNTEX ALCHEMY MUSHROOM, PLATINUM METALLIC); ASPEKT OVAL FREESTANDING AND 90 DEGREE GANGING TABLES (SHIRAZ CHERRY, PLATINUM METALLIC)

Range of Users

The active webbed seat suspension on Aspekt chairs provides comfort and support for patients and visitors. Arm caps have an intentional overhang that is easy to grip when leaving the chair. A coordinating footstool pulls out to support legs and stores beneath the chair when not in use.



Added Support

Bariatric seating provides additional support with the same lightweight styling of other Aspekt seating.

Easy Access

An easy access chair offers a higher seat to facilitate entering and exiting.



IM#: 17-0098284 | SM: ASPEKT HIGH-BACK CHAIR WITH STRAIGHT ARMS AND SOLID SURFACE ARM CAPS (DESIGNTEX BIG DOT AZURE, PLATINUM METALLIC, GLACIER WHITE); MITRA ROUND DRUM TABLE (CLEAR MAPLE)



IM#: 18-0103673 | SM: ASPEKT SINGLE-SEAT AND BARIATRIC CHAIRS WITH STRAIGHT ARMS, PLASTIC ARM CAPS AND WALLSAVER LEGS (DESIGNTEX GALE ASH, PLATINUM METALLIC, STERLING DARK SOLID); ASPEKT ROUND FREESTANDING TABLE (ALMOND CHERRY, PLATINUM METALLIC); FOLIO CABINETS WITH D PULLS (ALMOND CHERRY); FOLIO LAMINATE WORKSURFACE (ARCTIC WHITE)

Made for Healthcare

Aspekt is designed to withstand the rigors of 24/7 healthcare environments, including patient rooms and treatment areas. Its oval steel frames are strong yet lightweight with optional wallsaver legs that help protect both the wall and chair. Active webbed seat suspension delivers long-term comfort through distributing weight evenly. With plastic or solid surface arm caps and a generous space between seat and back, Aspekt facilitates cleaning.



IM#: 15-0013387



IM#: 15-0013389



IM#: 16-0016147

Transition Space Maximizer


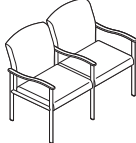
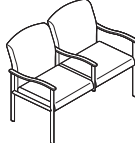
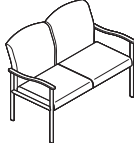
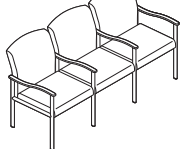
The Aspekt bench makes more of limited space in waiting areas. In alcoves and hallways, it offers clinicians, patients and families a comfortable place to pause for respite.

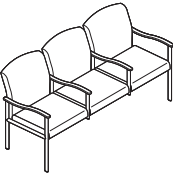
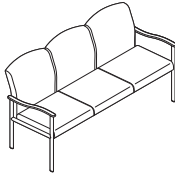
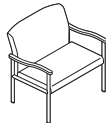
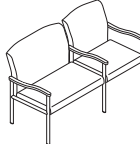
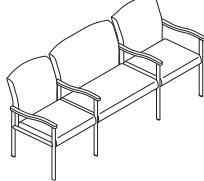
Integrated Surfaces





Aspekt interconnected and freestanding tables are available in a range of shapes, sizes and finishes.

STATEMENT OF LINE

SEATING





				
Single-seat	Two-seat with center arm and legs	Two-seat with center arm	Two-seat with no center arm or legs	Three-seat with center arms and legs
Overall depth 27"	Overall depth 27"	Overall depth 27"	Overall depth 27"	Overall depth 27"
Overall width 22 3/4"	Overall width 44"	Overall width 44"	Overall width 43"	Overall width 65 1/2"
Overall height 33"	Overall height 33"	Overall height 33"	Overall height 33"	Overall height 33"
Seat depth 19 3/4"	Seat depth 19 3/4"	Seat depth 19 3/4"	Seat depth 19 3/4"	Seat depth 19 3/4"
Seat width 20"	Seat width 20"	Seat width 20"	Seat width 40"	Seat width 20"
Seat height 18 3/8"	Seat height 18 3/8"	Seat height 18 3/8"	Seat height 18 3/8"	Seat height 18 3/8"
Straight-arm height 25 3/4"	Straight-arm height 25 3/4"	Straight-arm height 25 3/4"	Straight-arm height 25 3/4"	Straight-arm height 25 3/4"
Wave-arm height 26"	Wave-arm height 26"	Wave-arm height 26"	Wave-arm height 26"	Wave-arm height 26"

				
Three-seat with center arms	Three-seat with no center arms or legs	Bariatric	Two-seat combination unit	Three-seat combination unit
Overall depth 27"	Overall depth 27"	Overall depth 27"	Overall depth 27"	Overall depth 27"
Overall width 65 1/2"	Overall width 63 1/4"	Overall width 33"	Overall width 54"	Overall width 75 1/4"
Overall height 33"	Overall height 33"	Overall height 33"	Overall height 33"	Overall height 33"
Seat depth 19 3/4"	Seat depth 19 3/4"	Seat depth 19 3/4"	Seat depth 19 3/4"	Seat depth 19 3/4"
Seat width 20"	Seat width 60"	Seat width 30"	Seat width 20"/30"	Seat width 20"/20"/30"
Seat height 18 3/8"	Seat height 18 3/8"	Seat height 18 3/8"	Seat height 18 3/8"	Seat height 18 3/8"
Straight-arm height 25 3/4"	Straight-arm height 25 3/4"	Straight-arm height 25 3/4"	Straight-arm height 25 3/4"	Straight-arm height 25 3/4"
Wave-arm height 26"	Wave-arm height 26"	Wave-arm height 26"	Wave-arm height 26"	Wave-arm height 26"

			
High-back	Easy access	FOOTSTOOL	BENCH
Overall depth 29"	Overall depth 27"	Overall depth 12"	Overall depth 22"
Overall width 22 3/4"	Overall width 22 3/4"	Overall width 18 1/2"	Overall width 32"
Overall height 45"	Overall height 39"	Overall height 14"	Overall height 18"
Seat depth 19 3/4"	Seat depth 19 3/4"		Seat depth 19 3/4"
Seat width 20"	Seat width 20"		Seat width 32"
Seat height 18 3/8"	Seat height 24"		Seat height 18"
Straight-arm height 25 3/4"	Straight-arm height 31"		
Wave-arm height 26"	Wave-arm height 32"		




Concave back style available on single-, two- and three-seat chairs. When selected, overall height dimension is 1" less than listed. Seating available with straight or wallsaver legs; high-back chair available with straight legs only. Overall depth increases by 1" when wallsaver legs are selected.

GANGING TABLES

			
Inline	End	90°	Corner
Overall depth 21 3/4"	Overall depth 21 3/4"	Overall depth 29 3/4"	Overall depth 29 3/4"
Overall width 20 1/4"	Overall width 16"	Overall width 29 3/4"	Overall width 29 3/4"
Overall height 16"	Overall height 16"	Overall height 16"	Overall height 16"

STATEMENT OF LINE



























FREESTANDING TABLES

		
Oval	Bow	Round
Overall depth 22"	Overall depth 18"	Overall depth 22"
Overall width 32"	Overall width 20"	Overall height 21"
Overall height 16"	Overall height 21"	

FEATURES AND BENEFITS

- Available with straight- and wave-shaped arms, and straight or wallsaver legs
- Oval steel frames are strong yet lightweight, and are available in multiple finishes
- Available with convex and concave back shapes, which can be combined to create a unique wavelike profile
- Active webbed seat suspension delivers long-term comfort through distributing weight evenly
- All arm cap options overhang the legs, providing an easy-to-grip edge to assist in entering and exiting the chair
- All models incorporate a generous clean-out space between the seat and back
- Straight arms available in solid maple wood, plastic or solid surface
- Wave arms available in solid maple wood or plastisol
- Additional options include moisture barrier and contrasting textiles on seat and back
- Ganging brackets are available to link chairs in the field
- Components are field replaceable

SURFACE MATERIALS

WOOD/LAMINATE	PAINT	PLASTISOL (Wave-arm only)
 Clear Maple	 Champagne Metallic	 Graphite
 Blonde on Maple	 Platinum Metallic	 Taupe
 Almond Cherry	 Merle	 Black
 Clear Cherry	 Black	
 Graphite Walnut		
 Medium Cherry	PLASTIC (Straight-arm only)	SOLID SURFACE (Straight-arm only)
 Dark Rum Cherry	 Platinum Solid	 Glacier White
 Shiraz Cherry	 Sterling Dark Solid	 Antarctica
 Clear Walnut	 Merle	 Linen
 Natural Walnut	 Black	 Bisque
		 Canvas





Colors are representative and may vary slightly from actual material.

Additional solid surface finishes available through the Steelcase Health Graded-In Program. For more information on these and other finishes and options, including the full range of available laminates, visit us online and view our *Specification Guide*.

SUSTAINABILITY

PEOPLE. PLANET. PROFIT.
By rethinking our business systems and designing our products to avoid negative impacts on humans and the environment, we contribute to a sustainable future for the planet and its people. We commit to advance our practices through continuous learning and building partnerships with our customers, business partners and environmental thought leaders to optimize our performance and contribute to the science and practice of sustainability.

TO FIND OUT MORE VISIT
WWW.STEELCASE.COM/SUSTAINABILITY

-  SCS Indoor Advantage™ Gold certified for indoor air quality in North America
-  Level® 3 certified to ANSI/BIFMA e3
-  Aspekt is made with up to 20% recycled content, designed to withstand the demands of healthcare cleaning protocols, and is up to 71% recyclable at the end of its long lifespan. Aspekt may contribute to LEED certification for recycled content, regional materials, indoor environmental air quality, furniture and medical furnishings, and sustainable purchasing.
-  Meets the Healthier Hospitals Safer Chemical Challenge (depending on options; Practice Greenhealth does not verify this information)



Call 800.333.9939 or visit [SteelcaseHealth.com](https://www.steelcasehealth.com)

 [facebook.com/SteelcaseHealth](https://www.facebook.com/SteelcaseHealth)  twitter.com/SteelcaseHealth  [youtube.com/SteelcaseTV](https://www.youtube.com/SteelcaseTV)

Item #16-0000227 6/18 ©2018 Steelcase Inc. All rights reserved. All specifications subject to change without notice. Trademarks used herein are the property of Steelcase Inc. or of their respective owners. Printed in U.S.A. FSC certified.