

CREATING AVAILABILITY

**The #1 user-friendly, cloud-based platform for Room, Desk
& Visitor Management and Digital Signage solutions**



GoBright



TECHNOLOGY MAKES
IT POSSIBLE,
GOBRIGHT MAKES
IT AVAILABLE

Wietse Hagoort, CEO GoBright

One platform, one solution

The power of GoBright

Whether you want to reserve a meeting room, desk or locker, or you want to invite your visitors, or share information with your audience. With the GoBright platform it is all possible. Smart, Safe and Simple.



Easy and intuitive

Searching and booking a workplace has never been easier. In advance, or on the spot.



Full Cloud solution

One cloud-based platform for all GoBright solutions. On-premise installation also possible.



The best employee experience

Offer employees the certainty of having a workplace that suits their needs and wishes.



ISO 9001 & ISO 27001

The highest standards for quality, data protection and security.



The search is over

No more endless searching for a free spot. Check availability on different aspects of the platform.



Various integrations

Connects with Exchange, Outlook, Office 365, Google GSuite, Active Directory and FMIS-systems.



Save time & effort

No double bookings or no-shows lead to more efficient and productive environment.



Customer specific solution

Scalable and suitable for every company. Want the full package, or just a few elements? Together we find the answers.



100% reliable data

Empower facility managers with occupancy analytics to make the right interpretations of the use of assets.



Legal responsibility

We provide a 'Data Processing Agreement' and 'License Subscription Agreement' to all our customers.



Meet

Relaxed and worry-free meetings with room booking

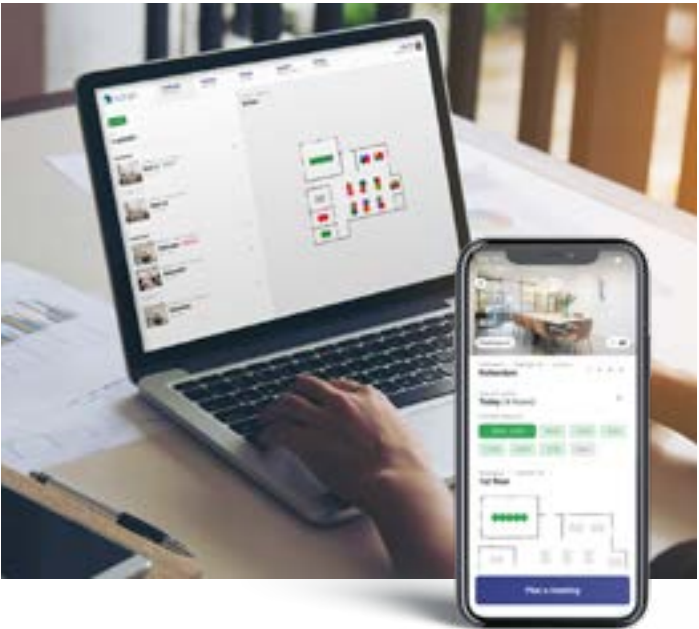
- 🔍 Enter your criteria, **search for the perfect room**, and then book, easy!
- 👉 **No more double bookings**, no-shows and interruptions during meetings result in increased productivity and efficiency
- 📅 **‘Grab’ a room spontaneously** or book a room in advance. Anytime, from anywhere
- 🔌 **Stay in complete control** of your meeting, the room, and its facilities
- 👤 **Pre-register your guests** and book Catering and other (facility) Services
- 👥 **Manage room occupancy** and save time, money, and space



Maximum flexibility

Spontaneously in the need for a meeting room? Just make an ad hoc booking via the Room Panel outside the room or the Mapviewer screen on your department.

But are you at home, or on the go and you wish to make a reservation in advance? Book a room, based on your preferences, via the Online Portal, the Mobile App or the Outlook Plugin. The GoBright platform gives you the flexibility you need.



GoBright Outlook plugin

Amplify the power of room booking and visitor registration with the GoBright Outlook plugin.



Stay in the loop with Room Sensoring 📶

Thanks to room sensors you get 100% reliable occupancy rates. Even when you spontaneously walk into a room without a reservation, room sensors make sure that the room will be visible as ‘occupied’ throughout the entire GoBright platform. And when you leave the room without checking out, the room will automatically become available for the next user.

Totally in control ↗

Thanks to Room Control you can manage the facilities in the room such as lighting, sound, screens etc, just the way you like it. Is something missing, or do you have problems with the equipment? Simply report it.

‘Good food makes for a good mood’

Book Catering & Services wishes along with your room booking. Orders are sent to the right service provider immediately. If your meeting needs to be rescheduled, your pre-booked Catering and Services wishes are automatically rescheduled as well.

To measure is to know 📈

The Facility Manager is provided with data analytics showing the occupancy rate of all meeting rooms. So he can assess how the office can be set up differently, more efficiently, or whether he can save on m².



Work

Take flexible working to the next level with desk booking




- Facilitate **modern ways of working** such as activity-based, open-spaced or hybrid working
- Understand **employee behaviour** and needs and convert this into efficient use of the office
- Check the **occupation status** of workplaces and book a desk within seconds
- Flexible booking options** via Online Portal, Mobile App, Mapping or Connect
- Create your own **personal space** with the GoBright Connect & Glow
- Find a **colleague** and book a workspace nearby
- Manage **desk occupancy** and save money and space

GoBright Connect & Glow

Make ad hoc bookings, or check in / out by scanning the desk Connect. LED colours indicate the status of each desk. The Glow shows the status of a desk from a distance.

Pre-set personal preferences for the desk sitting / standing height. One click on the Connect makes the desk change its height automatically. Our system is not desk bound, but it is a follow-me system. User settings are linked to a NFC card / tag or Mobile App.



Hot desking

Thanks to advanced desk management and flexible working solutions such as hot desking, a desk can be occupied by several colleagues in one day. Promoting diversity, collaboration and creativity. Use the 'find my colleague' option to know where your colleagues are set.

Employee wellbeing

Employees should be able to focus on things that are really important, without having to worry about uncertainties such as 'Do I have a place to work when I go to the office? How do I find my desk? And does it meet my needs?'. With GoBright Desk Booking these uncertainties are a thing of the past

To measure is to know

Desk sensors measure the occupancy rate with 100% certainty. So employees can no longer occupy a desk and not be there at the same time. If the sensor does not measure any movement, after a certain amount of time, the desk will automatically become available for the next user.

Return on Investment

Occupancy measuring helps facility managers to assemble data on the usage of the desks. So they can offer diversity in types of workplaces, determine the exact amount of desks needed and save costs on office space rental.



Do you want more information? Please check www.gobright.com/work

Mapping

Putting your workplace on the map

- ▶ Provide employees and visitors a **visual display of the entire office**
- ✂ **Check the availability** of rooms, desks, and lockers on each floor
- 📍 **Use interactive Mapping** via the GoBright Portal, the Mobile App, or a touch screen
- 📄 **Users can quickly orientate** themselves with a Mapping screen in every department
- 📍 **Collaborate with a colleague?** Find out where he/she is sat and book a desk nearby
- 🔍 Use **'Find my desk'** to check where your pre-booked desk is located
- 👤 Administrators can access the **GoBright Portal** to easily create and adjust floor plans



The centerpiece of the office


Mapping is always up to date with current status information; obtained via reservations, check-in/outs and detection via sensors. Which meeting rooms are in use, which desks are free for the rest of the afternoon, where can I 'find my colleague' and so on. Easily browse through the different floors to find the most suitable workplace and book it on the spot.

Pictures speak louder than words

The interactive view of Mapping gives a better understanding of the floor lay out. Within the Online Portal and the Mobile App one can find the live Mapping views of today, tomorrow and in the future. This makes it easier to book workplaces in advance.

Full access and control

Every now and then the layout of a department changes. Administrators can easily adjust the floor plans. They can also add points of interest, such as toilets, elevators and other amenities, or mark spaces that are temporarily out of order.



Locker Integration

Put your belongings in a locker nearby


Complete your workplace booking, by reserving a locker at the same time. Via Mapping, the App, or the locker bank itself. Operate (open/close) your locker also with the App or NFC card.



Wayfinding

Your guide through the building

Place digital signage in the reception area or at the entrance of each floor to indicate the direction to the rooms and the upcoming meetings. Define what information should be shown. Wayfinding can be used on different screen sizes and in portrait, or landscape mode. Integrate Wayfinding with GoBright View.



Do you want more information? Please check www.gobright.com/meet/mapping-2/



Do you want more information? Please check www.gobright.com/meet/wayfinding-2/

A professional and warm welcome for all your visitors

- ◆ A total reception solution allows pre-registrations as well as visitor self-registrations
- ⌚ Accessible for everyone thanks to its simple and intuitive nature
- 👤 Accelerate the flow of people at the counter, getting people where they need to be, quicker
- ⚙️ Create a technology-driven reception experience, with data collection, for an even safer working environment
- 🕒 Reduce waiting times and make waiting more enjoyable with Digital Signage solutions
- 👤 No more registration lists lying around. Data is stored securely and GDPR proof
- 👤 Real-time visitor overview at any time of the day
- ⚙️ Customizable to your corporate branding



Make the waiting time more fun.

Employees receive a SMS / email when their guests check-in. No more searching for colleagues and trying to call them shortens the waiting time. But, a little wait is inevitable. So make this time memorable, fun and useful. Show your guests the corporate video, or other interesting company information via Digital Signage screens. And give them clear directions to their meeting room with Wayfinding.



GoBright Outlook plugin

Amplify the power of room booking and visitor registration with the GoBright Outlook plugin.

Outlook.com



A no-wait reception experience

Whether you have a busy reception area, or an un-manned lobby, with GoBright Visit your guests are welcomed immediately. Use one or more Visit screens in your reception area, depending on the size of the company and the number of visitors you welcome each day.

Safety First

You can add directions, safety instructions, or a health check to the pre-registration invite. Or add this information to the visitor registration display at the reception. The facility manager or the emergency response officer has an accurate overview of the people that are in the building, in case of an emergency. The portal is cloud-based so it can also be used on a tablet or phone.

Pre-registration for even faster access

Meeting hosts can easily pre-register guests in advance via the Portal or Outlook Plugin. Guests receive an email with QR code, which they can scan upon arrival. This speeds up the check-in process. Do you expect a large group of visitors? Simply register them all in advance and the receptionist can prepare all name badges before their visit.

Badge printing optional

Increase the visibility of your visitors within the building. Print company badges with guests' names and a QR code. After the meeting they check out of the building by scanning their badge. Returning visitors keep their badge and use it again on their next visit.



View

Show information to a specific target group at the right time

- Use digital signage to **effectively communicate** with your colleagues and visitors
- User-friendly**, intuitive, and designed according to the latest insights
- Functional data** from Meet, Work & Visit can be shown on various screens in the office building
- Work from the same **web portal** as for GoBright Meet, Work, Visit
- Easily integrate** with the most diverse external resources



Communication strategy

Possibilities for using Digital Signage are endless. In addition to general applications (e.g. announcements, weather forecast and traffic information) there is a great variety in displaying specific information (e.g. timetables, figures, dashboards and KPIs).

The software is an essential part but having a good communication plan is just as important. Which content do you want to display? Who is allowed to place the content? How is the corporate identity monitored?



Endless possibilities ✨

Be creative when building slides and playlists in your own corporate identity, using standard or custom made widgets with fixed or dynamic content. Every slide is responsive, which means that it adjusts itself to different screen sizes and resolutions. Various playlists can be shown at the same time on one single display using 'Zones or Channels'.



One of a kind

GoBright View has a unique distinguishing point like no other digital signage package. It is part of the broad GoBright platform for room, desk, and visitor management. Solutions that reinforce the Smart Office principle optimise working conditions and make cooperation more efficient. Good and modern provision of information is an essential part of this.



The cherry on the cake 🍒

Show actual workplace availability on each floor. If one floor is completely occupied, refer employees to another floor. Give an overview of (actual) desk occupation rates. Know in advance which days are crowded or quiet. Or share data (occupancy rates, no-shows, number of visitors in the building, etc.) from the GoBright portal with all employees.



Partners

The user experience of our software is even better when it is applied to high quality hardware

We think it is important to collaborate with other (technical / IT / furniture) partners. This way, we can both excel in our own field and use our own strengths to innovate and provide better solutions for our customers. Only the best is good enough. That is why we partner with worldwide known manufacturers. Their hardware products have been thoroughly tested with our software.

GoBright distributors and resellers will therefore always advise this certified hardware.



CREATING AVAILABILITY

**Do you want to stay informed of all developments
within the smart office and our new features?**

Subscribe to our newsletter



Follow us



Van Hennaertweg 6
2952 CA Alblasterdam
The Netherlands

+31 (0)88 – 26 26 126
info@gobright.com



Do you want more information? Please check www.gobright.com