
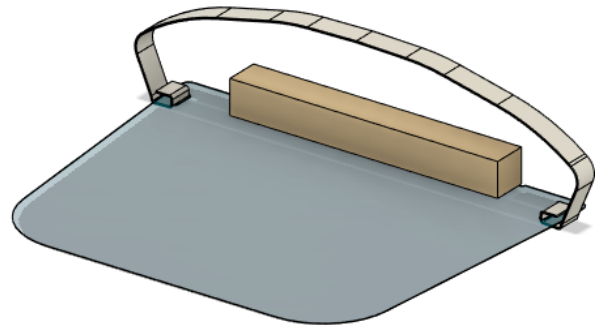



Face Shield

Materials Needed:

- 1 - Face shield DXF file attached
 - 1 - PET, PETG or APET Thickness: 0,25 mm 0,50 mm (0.010" 0.020")
 - 1 - Foam pad 2,5 cm x 2,5 cm x 20,3 cm (1" x 1" x 8")
 - 1 - 1,9 cm ($\frac{3}{4}$ ") Elastic strap 36,8 cm (14.5") in length
 - 2 - 0,6 cm ($\frac{1}{4}$ ") Industrial staples
- Low temperature hot melt



1. Apply low temperature hot melt to the face shield with a glue gun.



2. Firmly press the foam pad onto the hot melt and face shield. Give 10 seconds to cool.



3. Feed the elastic through both sides of the face shield from the front side.



4. Secure the elastic with 1 staple per side.



5. Inspect face shields for quality and place in box.

Alternatively, the elastic can be sewn to the shield or sewn to itself if preferred.

* It is recommended to use social distancing, face masks and gloves during assembly.

The materials provided include engineering drawings, descriptions, photos and videos of production techniques for fabric masks and plastic shields Steelcase is making at the request of local hospitals. We invite you to use these materials in designing and making similar products. However, be advised that these devices have not been reviewed by or listed with FDA (Federal Food and Drug Administration in the United States). The masks are not N95 rated nor are they intended to replace surgical masks and shields, and they have not been evaluated for safety or effectiveness for any medical condition. We are making these materials available as emergency responses to the shortage of personal protective equipment. Steelcase disclaims any liability for any products made by others using these designs and production techniques. Each user must make their own assessment about the suitability of the design for their particular use.


Face Shield Patterns

Elastic:

Elastic can be sourced locally from many craft stores or commercially thru distributors of upholstery supplies or textile suppliers.

Basically the elastic is 1,9 cm ($\frac{3}{4}$ ") wide by 34,3 cm (13.5") long. You may choose to make the elastic strip longer or shorter to provide the correct fit to the users. Elastic comes in many power levels. If the elastic is high energy (difficult to stretch) you may want to make the strip longer. If the elastic is low energy (easy to stretch) you may want to make the strip shorter.

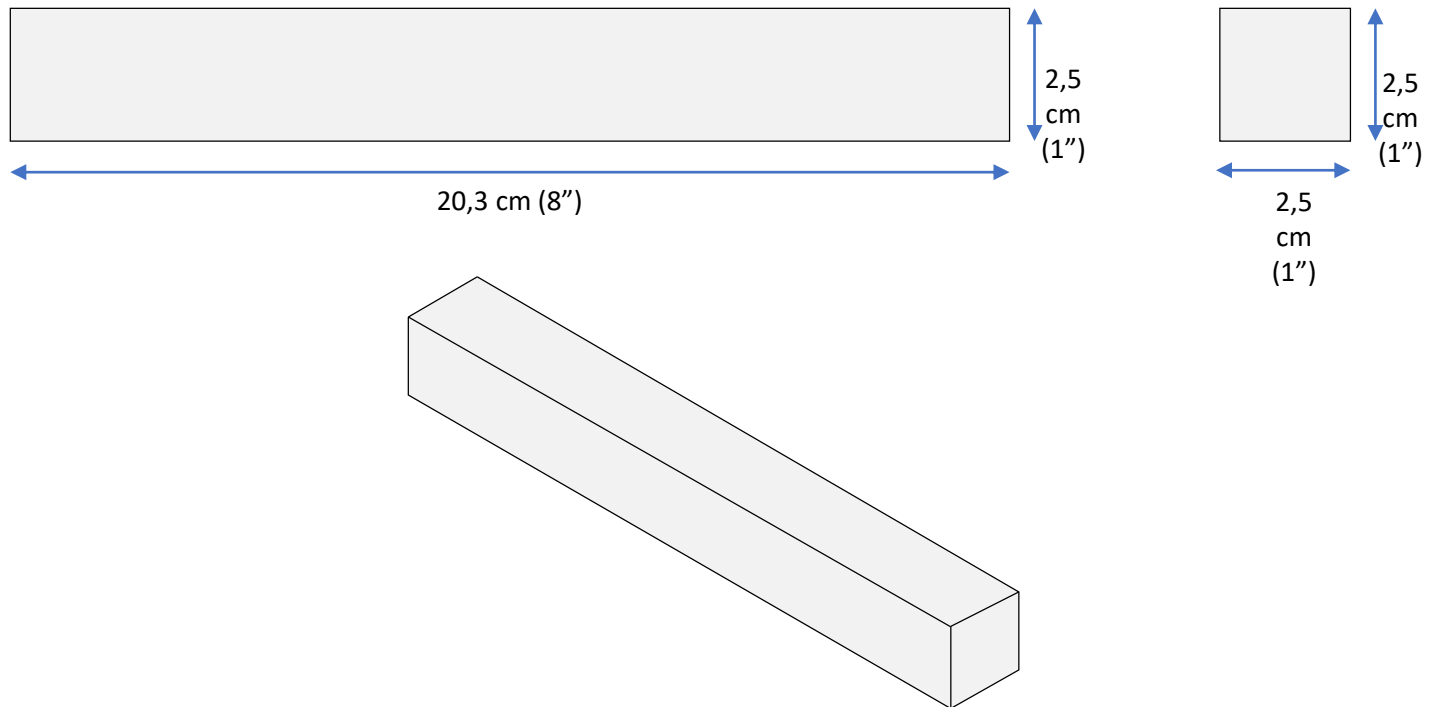
For our purpose and width of our face shield we cut our elastic to 34,3 cm (13.5") long.



The materials provided include engineering drawings, descriptions, photos and videos of production techniques for fabric masks and plastic shields Steelcase is making at the request of local hospitals. We invite you to use these materials in designing and making similar products. However, be advised that these devices have not been reviewed by or listed with FDA (Federal Food and Drug Administration in the United States). The masks are not N95 rated nor are they intended to replace surgical masks and shields, and they have not been evaluated for safety or effectiveness for any medical condition. We are making these materials available as emergency responses to the shortage of personal protective equipment. Steelcase disclaims any liability for any products made by others using these designs and production techniques. Each user must make their own assessment about the suitability of the design for their particular use.

Face Shield Patterns

Foam Cushion:

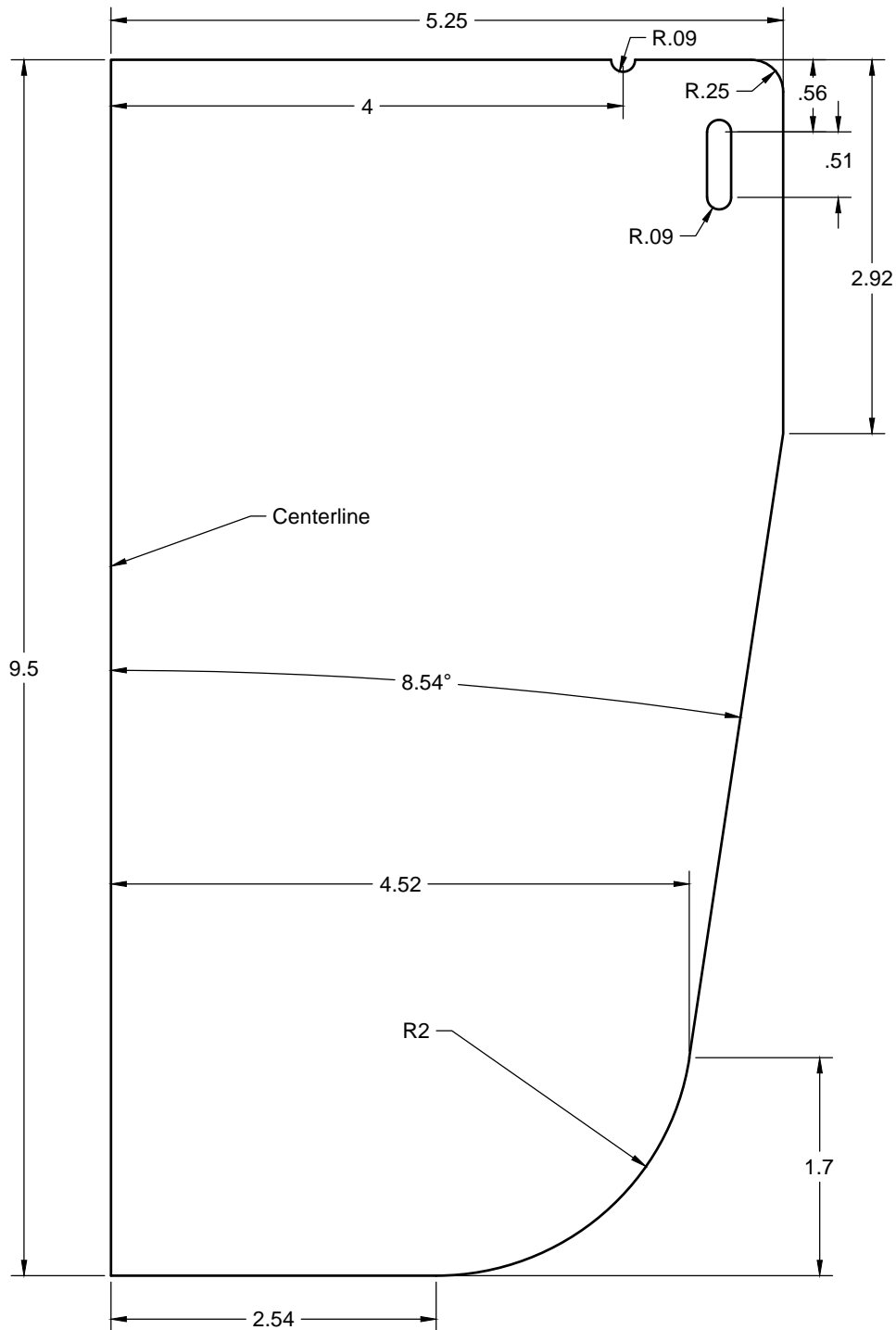


The materials provided include engineering drawings, descriptions, photos and videos of production techniques for fabric masks and plastic shields Steelcase is making at the request of local hospitals. We invite you to use these materials in designing and making similar products. However, be advised that these devices have not been reviewed by or listed with FDA (Federal Food and Drug Administration in the United States). The masks are not N95 rated nor are they intended to replace surgical masks and shields, and they have not been evaluated for safety or effectiveness for any medical condition. We are making these materials available as emergency responses to the shortage of personal protective equipment. Steelcase disclaims any liability for any products made by others using these designs and production techniques. Each user must make their own assessment about the suitability of the design for their particular use.

Face Shield Patterns

Face Shield:

PET, PETG or APET Thickness: 0,25 mm 0,50 mm (0.010" 0.020")



The materials provided include engineering drawings, descriptions, photos and videos of production techniques for fabric masks and plastic shields Steelcase is making at the request of local hospitals. We invite you to use these materials in designing and making similar products. However, be advised that these devices have not been reviewed by or listed with FDA (Federal Food and Drug Administration in the United States). The masks are not N95 rated nor are they intended to replace surgical masks and shields, and they have not been evaluated for safety or effectiveness for any medical condition. We are making these materials available as emergency responses to the shortage of personal protective equipment. Steelcase disclaims any liability for any products made by others using these designs and production techniques. Each user must make their own assessment about the suitability of the design for their particular use.