



**Embold Collection**  
seating and tables



## Welcoming, Clinically-Relevant Transition Spaces

Clinical demands for safety, durability and cleanability can result in healthcare waiting spaces that feel institutional and cold. With its inviting design, residential styling and variety of materials, Embold seating and tables create a welcoming, clinically-relevant waiting space.

Accommodating and durable, Embold gives organizations the flexibility to adapt waiting spaces over time to meet changing needs. Optional midarms create seating configurations that support a wide range of sizes, health and abilities.

With its consistent design language, Embold can be used across a healthcare system, from clinical waiting spaces to office and administrative areas.



**ACCOMMODATING**

Accommodate a variety of seating needs with Embold chairs for 1–4 people. Occasional tables with optional integrated power provide a place for personal belongings.



**EXPRESSIVE**

Embold’s unified design language and range of available surface materials encourages creativity and the planning of unique and inviting spaces.

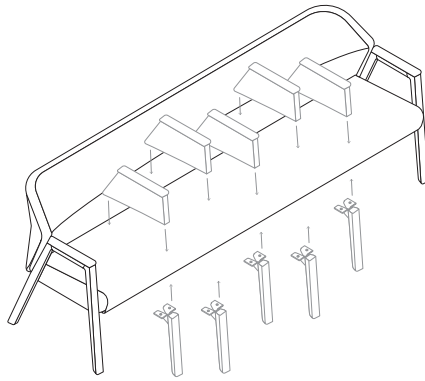


**HIGH PERFORMANCE**

Durable and easily cleanable with an integrated crumb sweep, Embold seating offers the best of style and function in hardworking healthcare environments.

## OPTIONAL MIDARMS

Midarms allow healthcare organizations to re-divide seat space as needs evolve over time. Easily reconfigurable arms allow for multiple seating configurations in multi-seat units.

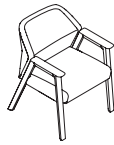


## STATEMENT OF LINE

## CHAIRS

### Chair Features

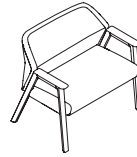
- Wood and metal frame available in same design aesthetic
- Supportive curved back, and contoured seat cushion
- Optional midarm and midleg for loveseat and multiple seating
- Wood, plastic and corian arm cap options available with overhang or no overhang
- Flex back (single seats)
- Three back upholstery style specifications
- Integrated crumb sweep around entire back
- Optional highback
- Intuitive: no adjustment mechanisms
- Optional moisture barrier



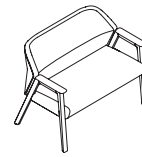
21" W  
single seat



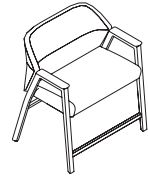
21" W  
single seat  
easy access



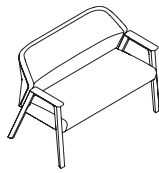
24" W  
mid-size seat



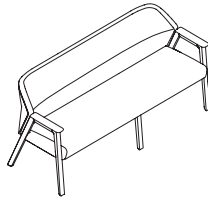
32" W  
bariatric seat



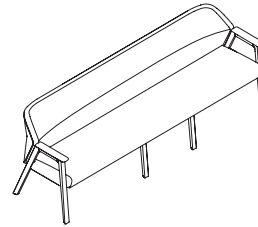
32" W  
bariatric seat  
easy access



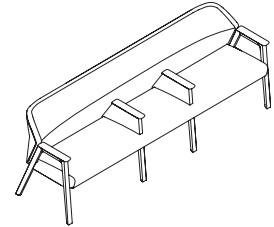
43" W  
loveseat



66" W  
multiple seating



88" W  
multiple seating



88" W  
multiple seating  
bariatric combination

## TABLES

### Table Features

- Solid wood, HPL or solid surface options
- Wood or metal leg options
- Optional power – Dual USB or single outlet



19" H  
20" diameter  
circular



19" H  
32" x 19" surface  
rectangle



19" H  
42" x 20" surface  
racetrack

**Steelcase®**

HEALTH

Call 800.333.9939 or visit [Steelcase.com](http://Steelcase.com)



[facebook.com/Steelcase](https://facebook.com/Steelcase)



[twitter.com/Steelcase](https://twitter.com/Steelcase)



[youtube.com/SteelcaseTV](https://youtube.com/SteelcaseTV)