
Turnstone, Payback, Currency, and Groupwork Furniture

Volume 4

Terms and Conditions	2
Sample Order Form	10
Participating Steelcase Dealers	12
Steelcase Showrooms and Manufacturing Locations	18

Turnstone	19
Classic and Executive Payback	195
Currency	293
Groupwork	367
Payback and Groupwork Tables	375
Akira	419
Runner	469

Resources	575
------------------	------------

► For a list of all trademarks, refer to the last page of this specification guide.

Terms and Conditions

Customer Information

For more information, please contact your participating Steelcase GSA dealer.

For more information, please contact your participating Steelcase GSA dealer.

For more information, please contact your participating Steelcase GSA dealer.

For more information, please contact your participating Steelcase GSA dealer.

For more information, please contact your participating Steelcase GSA dealer.

For more information, please contact your participating Steelcase GSA dealer.

For more information, please contact your participating Steelcase GSA dealer.

For more information, please contact your participating Steelcase GSA dealer.

Sample Order Form

Sample Order Form

ORDER FOR SUPPLIES OR SERVICES				PAGE	OF	PAGES
IMPORTANT: Mark all packages and papers with contract and/or order numbers.						
DATE OF ORDER 1 6-1-04	CONTRACT NO. (If any) 2 GS-27F-0014V	ORDER NO. 3 10 - 000	REQUISITION/REFERENCE NO.			
ISSUING OFFICE (Address correspondence to) 4 GSA 1 Town Street City, State, Zip Name and Telephone Number			SHIP TO: (Consignee and address, ZIP Code) 5 GSA 2 Town Street City, State, Zip Name and Telephone Number			
TO: CONTRACTOR (Name, address and ZIP Code) 6 Steelcase Inc. c/o Participating Dealer 901 44th Street, SE Grand Rapids, MI 49508 Attn: Solutions Fullfillment Team CH-2W-SS (GSA)			Cage Code: 39880		TYPE OF ORDER <input type="checkbox"/> A. PURCHASE — Reference your _____ Please furnish the following on the terms and conditions specified on both sides of this order and on the attached sheets, if any, including delivery as indicated. This purchase is negotiated under authority of: <input type="checkbox"/> B. DELIVERY — Except for billing instructions on the reverse, this delivery order is subject to instructions contained on this side only of this form and is issued subject to the terms and conditions of the above-numbered contract.	
ACCOUNTING AND APPROPRIATION DATA			REQUISITIONING OFFICE			
			BUSINESS CLASSIFICATION (Check appropriate box(es)) 20 <input type="checkbox"/> SMALL <input checked="" type="checkbox"/> OTHER THAN SMALL <input type="checkbox"/> DIS-ADVANTAGED <input type="checkbox"/> WOMEN-OWNED			
FCA DESTINATION 7		GOVERNMENT NO.	DELIVER TO FCA DESTINATION ON OR BEFORE (Date) 8 ARO date		DISCOUNT TERMS 9 Net 30 days	
PLACE OF INSPECTION AND ACCEPTANCE						

(See reverse for Rejections)

ITEM NO. (A)	SUPPLIES OR SERVICES (B)	QUANTITY ORDERED (C)	UNIT (D)	UNIT PRICE (E)	AMOUNT (F)	QUANTITY ACCEPTED (G)	
1	10 One lot of Steelcase Office Furniture: See attached specifications	13 1		14 \$000	15 \$000		
2	11 Design: \$55.41/hour	2 hrs		\$000	\$000		
3	12 Installation	1		\$000	\$000		
SEE BILLING INSTRUCTIONS ON REVERSE		SHIPPING POINT		GROSS SHIPPING WEIGHT		INVOICE NO.	
		MAIL INVOICE TO: (Include ZIP Code) 17 GSA, 3 Town Street, City, State, Zip				16 \$000	(H) TOT. (Cont. pages) ◀ (I) GRAND TOTAL ◀
UNITED STATES OF AMERICA BY (Signature) 18 Contracting Officer signature and telephone no.				NAME (Typed) 19 John Doe, Department Manager TITLE: CONTRACTING/ORDERING OFFICER			

NSN 7540_01_152_8083

50347-101

OPTIONAL FORM 347 (10-83)
Prescribed by GSA
FAR (48 CFR) 53.213 (e)

- 1 Order date
- 2 Contract number
- 3 Order number
- 4 Issuing office: Requester name and telephone number
- 5 Shipping address: Contact name and telephone number
- 6 Contractor:
Steelcase Inc.
c/o Participating Dealer
901 - 44th Street, S.E.
Grand Rapids, MI 49508
Attn: Solutions Fulfillment Team
- 7 FCA destination
- 8 ARO date (After Receipt of Order)
- 9 Terms: Net 30 days
- 10 Complete product description, including SIN number, style number, all applicable surface materials.
- 11 Separate line for design
- 12 Separate line for installation
- 13 Quantity ordered
- 14 Individual unit price
- 15 Amount (quantity x unit price)
- 16 Total cost
- 17 Invoice address
- 18 Authorized contracting officer signature and telephone number
- 19 Authorized contracting officer name and title (typed)
- 20 Steelcase is the seller of record and is not registered as "small," "disadvantaged," or "woman-owned." If one of these boxes is checked in error, a modification will be required.

Please note on order that all invoice payments must be sent to:
Steelcase Inc.
62087 Collection Center Dr.
Chicago, IL 60693-0620

Participating Steelcase Dealers

Alabama

Dekalb Office of Alabama
2901 Second Ave South
Birmingham, AL 35233
Phone: (205) 933-9100

Kyser OfficeWorks Inc.
2400 Spruce Street
Montgomery, AL 36107-3150
Phone: (334) 834-9400
Fax: (334) 262-0701

OEC Business Interiors
104 East I-65 Service Road North
Mobile, AL 36607-2501
Phone: (251) 471-3368
Fax: (251) 471-0019

Office Interiors by OSCO
1300 Meridian Street
Suite 203
Huntsville, AL 35801
Phone: (256) 604-5696
Fax: (256) 604-5699

OSCO Inc.
229 Grant Street SE
Decatur, AL 35601-2511
Phone: (256) 340-5100
Fax: (256) 340-5108

Alaska

Capital Office Systems
1120 East 35th Avenue
Anchorage, AK 99508-4257
Phone: (907) 777-1500
Fax: (907) 777-1515

Capital Office Systems
3201 Industrial Avenue
Fairbanks, AK 99701-7370
Phone: (907) 456-3946
Fax: (907) 452-6257

Capital Office Systems
3143 Channel Drive
Juneau, AK 99801-7214
Phone: (907) 780-3636
Fax: (907) 780-2290

Arizona

Atmosphere Commercial Interiors
8530 S Priest Drive
Tempe, Arizona 85284-1902
Phone: (602) 252-6971
Fax: (602) 252-8222

Atmosphere Commercial Interiors
Suite 105
4585 South Coach Drive
Tucson, Arizona 85714-3462
Phone: (520) 792-4200
Fax: (540) 791-9568

Atmosphere Commercial Interiors
Suite 100
88 East Broadway Boulevard
Tucson, Arizona 85701-1720
Phone: (520) 792-4200
Fax: (540) 791-9568

Arkansas

ImageWorks
Suite B
1424 North Shackleford
Little Rock, AR 72211
Phone: (501) 944-7501

Today's Office Inc.
717 West 7th Street
Little Rock, AR 72201-4044
Phone: (501) 375-5050
Fax: (501) 375-1350

Today's Office Inc.
3157 West Sunset Avenue
Springdale, AR 72762-4945
Phone: (479) 751-5861
Fax: (479) 756-2233

California

BKM Office Environments
Suite A
2111 Portola Road
Ventura, CA 93003-7723
Phone: (805) 339-6388
Fax: (805) 336-9131

BKM San Diego
Suite 100
9201 Spectrum Center Blvd.
San Diego, CA 92123-1407
Phone: (858) 569-4700
Fax: (858) 277-8931

One Workplace L. Ferrari
2500 De La Cruz Blvd.
Santa Clara, CA 95050
Phone: (669) 800-2500
Fax: (669) 800-2501

One Workplace L. Ferrari
7220 Edgewater Drive
Oakland, CA 94621
Phone: (510) 729-7800
Fax: (510) 729-7801

One Workplace L. Ferrari
475 Brannan Street
San Francisco, CA 94107-1731
Phone: (415) 357-2200
Fax: (415) 357-2201

Peninsula Business Interiors
325 Main Street
Salinas, CA 93901-2705
Phone: (831) 757-4107
Fax: (831) 757-1339

Tangram Interiors
Suite 102
4057 W Shaw Ave
Fresno, CA 93722-6212
Phone: (559) 275-7070
Fax: (559) 275-7080

Tangram Interiors
Suite 100
2850 South Red Hill Avenue
Santa Ana, CA 92705-5532
Phone: (949) 955-6700
Fax: (949) 955-6799

Tangram Interiors
9200 Sorensen Avenue
Santa Fe Springs, CA 90670-2645
Phone: (562) 365-5000
Fax: (562) 365-5399

United Corporate Furnishings
1780 North Market Blvd.
Sacramento, CA 95834-1997
Phone: (916) 553-5900
Fax: (916) 553-5800

Colorado

Office Outfitters & Planners Inc.
749 Main Street
Grand Junction, CO 81501-3535
Phone: (970) 245-6300
Fax: (970) 245-6301

OfficeScapes
2506 Zeppelin Rd
Colorado Springs, CO 80916
Phone: (719) 574-1113
Fax: (719) 574-1133

OfficeScapes
9900 East 51st Avenue
Denver, CO 80238-2430
Phone: (303) 574-1115
Fax: (303) 574-1116

OfficeScapes
Suite 180
4812 McMurry Avenue
Fort Collins, CO 80525-6222
Phone: (970) 223-5959
Fax: (970) 223-5858

Connecticut

Red Thread
300 East River Drive
East Hartford, CT 06108-4205
Phone: (860) 528-9981
Fax: (860) 528-1843

Red Thread
47 & 63 Leffett Street
East Hartford, CT 06108
Phone: (860) 528-9981
Fax: (860) 528-1843

Red Thread
340 Woodmont Road
Milford, CT 06460-3702
Phone: (203) 874-7754
Fax: (203) 876-7915

Red Thread
22 Marsh Hill Road
Orange, CT 06477
Phone: (203) 348-9887
Fax: (203) 795-5915

Red Thread
1930 West Main Street
Stamford, CT 06902-4521
Phone: (203) 324-3138
Fax: (203) 348-9884
Red Thread
40 Main Street
Torrington, CT 06790
Phone: (860) 482-2679
Fax: (860) 482-3590

Delaware

Corporate Interiors Inc.
223 Lisa Drive
New Castle, DE 19720-4193
Phone: (302) 323-9100
Fax: (302) 323-9251

Florida

American Business Interiors
2015 Waverly Place
Melbourne, FL 32901-5444
Phone: (321) 723-5003
Fax: (321) 984-4221

Empire Office
Suite 140
2 Oakwood Boulevard
Hollywood, FL 33020
Phone: (954) 707-6200

Empire Office
South Florida
3201 Commerce Parkway
Miramar, FL 33025-3908
Phone: (954) 435-7300
Fax: (954) 435-7212

Empire Office
Suite 17
2315 Lynx Lane
Orlando, FL 32804
Phone: (407) 628-2400

Empire Office
5112 West Linebaugh Avenue
Tampa, FL 33624
Phone: (813) 418-3300

Empire Office
Suite 2
7830 Byron Drive
West Palm Beach, FL 33404-3332
Phone: (561) 840-8600
Fax: (561) 840-1873

Leitz & Reed Office Products
1119 Florida Avenue
Lynn Haven, FL 32444-4622
Phone: (850) 271-2600
Fax: (850) 271-0076

OEC Business Interiors
1601 NW 80th Boulevard
Gainesville, FL 32606-9140
Phone: (352) 332-1192
Fax: (352) 333-8002

OEC Business Interiors
2393 SW College Road
Ocala, FL 34474-1661
Phone: (352) 620-2888
Fax: (352) 620-2891

OEC Business Interiors
3914 North Davis Highway
Pensacola, FL 32503-2746
Phone: (850) 438-1100
Fax: (850) 432-0003

Office Furniture & Design Concepts
11866 Metro Parkway
Ft. Myers, FL 33966-1307
Phone: (239) 337-1212
Fax: (239) 337-4910

Perdue Office Interiors
Suite 100
5 W Forsyth
Jacksonville, FL 32256-7440
Phone: (904) 737-5858
Fax: (904) 737-6088

Perdue Office Interiors
Suite C7
1516 Capital Circle SE
Tallahassee, FL 32301
Phone: (850) 383-4225

Georgia

Advent Business Interiors
Suite 3
2925 Ledo Road
Albany, GA 31707
Phone: (229) 439-7418
Fax: (229) 435-1279

Commercial Furnishings
598 Third St
Macon, GA 31201-2640
Phone: (478) 765-1515
Fax: (478) 765-1506

DeKalb Office Environments
1320 Ridgeland Parkway
Alpharetta, GA 30004-8442
Phone: (770) 360-0200
Fax: (770) 360-0305

McWaters Inc.
3708 Benchmark Drive
Augusta, GA 30907
Phone: (706) 396-5400
Fax: (706) 396-5401

McWaters Inc.
117 Prosperity Drive
Savannah, GA 31408-9551
Phone: (912) 352-9000
Fax: (912) 352-2034

Hawaii

Interior Showplace Ltd.
956 Queen Street
Honolulu, HI 96814-4118
Phone: (808) 593-8420
Fax: (808) 591-8324

Idaho

Porter's Office Products
435 West Center Street
Pocatello, ID 83204-3241
Phone: (208) 232-1233
Fax: (208) 232-8759

Porter's Office Products
1050 North 2nd East
Rexburg, ID 83440-5127
Phone: (208) 356-4616
Fax: (208) 356-8901

Office Environment Company
623 South Americana Blvd.
Boise, ID 83702-5120
Phone: (208) 385-0507
Fax: (208) 385-9392

Illinois

A. Pomerantz
Suite 940
222 Merchandise Mart Plaza
Chicago, IL 60654-1223
Phone: (312) 929-3335
Fax: (312) 929-3311

Business Furniture
Suite 100
205 N Main St
Bloomington, IL 61701
Phone: (309) 829-4036
Fax: (309) 829-4180

Business Furniture
305 SW Walter St 4R
Peoria, IL 61602
Phone: (309) 264-5740
Fax: (309) 829-4180

Egyptian Business Furniture
129 West Main Street
Belleville, IL 62220-1501
Phone: (618) 234-2323
Fax: (618) 236-3295

Interiors for Business Inc.
409 N River Street
Batavia, IL 60510-2359
Phone: (630) 761-1070
Fax: (630) 761-1065

Lincoln Office
205 Eastgate Drive
Washington, IL 61571-9238
Phone: (309) 427-2500
Fax: (309) 427-2625

OEC Business Interiors, Inc.
900 N Church Road
Elmhurst, IL 60126-1014
Phone: (630) 589-5503
Fax: (630) 589-5637

Office Concepts
1142 N North Branch Street
Chicago, IL 60642
Phone: (312) 942-1100
Fax: (312) 942-9840

Office Concepts
13820 West Business Center Drive
Lake Forest, IL 60045-1181
Phone: (847) 573-8890
Fax: (847) 573-8891

Indiana

Business Furnishings LLC
4102 Meghan Beeler Court
South Bend, IN 46628
Phone: (574) 243-3255
Fax: (574) 243-3266

Business Furniture LLC
6102 Victory Way
Indianapolis, IN 46278-2934
Phone: (317) 216-1600
Fax: (317) 216-1601

Corporate Design Inc.
Suite 400
1419 West Lloyd Expressway
Evansville, IN 47710-1002
Phone: (812) 422-3000
Fax: (812) 422-3413

Lincoln Office
1200 Arrowhead Court
Crown Point, IN 46307-8222
Phone: (219) 662-2777
Fax: (219) 662-7770

Iowa

Lincoln Office
1026 Mound St
Davenport, IA 52803
Phone: (563) 322-5660

Tallgrass Business Resources
Highway 6 West
218 Second Street
Coralville, IA 52241-2608
Phone: (319) 338-3135
Fax: (319) 338-7484

Workspace Inc.
309 Locust Street
Des Moines, IA 50309-1788
Phone: (515) 288-7090
Fax: (515) 288-0250

Kansas

Design Central Inc.
152 South 5th Street
Salina, KS 67401
Phone: (785) 825-4131
Fax: (785) 825-4778

Scott Rice Office Interiors
224 East Douglas
Wichita, KS 67211-1640
Phone: (316) 269-2700
Fax: (316) 269-3527

Scott Rice Office Works
14720 West 105th Street
Lenexa, KS 66215-4414
Phone: (913) 888-7600
Fax: (913) 227-7793

Kentucky

Office Resources Inc.
530 Corvette Drive
Bowling Green, KY 42101-7132
Phone: (270) 781-5858
Fax: (270) 781-5884

Office Resources Inc.
576 East Main Street
Frankfort, KY 40601-2343
Phone: (502) 875-3300
Fax: (502) 875-2782

Office Resources Inc.
101 Bradley Drive
Nicholasville, KY 40356-9121
Phone: (859) 885-6161
Fax: (859) 885-9610

Office Resources Inc.
816 East Broadway
Louisville, KY 40204-1053
Phone: (502) 589-8400
Fax: (502) 589-8408

Louisiana

A.D. Wynne Company Inc.
710 Baronne Street
New Orleans, LA 70113-1062
Phone: (504) 522-9558
Fax: (504) 522-7070

Frost-Barber Inc.
9322 Interline Avenue
Baton Rouge, LA 70809-1966
Phone: (225) 926-5000
Fax: (225) 926-5011

Participating Steelcase Dealers, continued

Maine

Red Thread
174 Cash Street
South Portland, ME 04106
Phone: (207) 774-4900
Fax: (207) 774-8155

Red Thread
869-873 Main Street
Westbrook, ME 04092
Phone: (207) 774-4900
Fax: (207) 774-8155

Maryland

Arbee Associates
6311 Ammendale Road
Beltsville, MD 20705-1249
Phone: (410) 385-5180
Fax: (410) 385-5199

Arbee Associates
9300 Gaither Road
Gaithersburg, MD 20877
Phone: (301) 963-3900
Fax: (301) 977-1734

hyperspace
Suite 309
509 S Exeter Street
Baltimore, MD 21202
Phone: (301) 671-2541
Fax: (301) 797-1504

hyperspace
13621 Crayton Blvd.
Hagerstown, MD 21742-2335
Phone: (301) 797-3120
Fax: (301) 797-1407

US Business Interiors Inc.
Suite 203
575 South Charles Street
Baltimore, MD 21201-2428
Phone: (410) 547-8700
Fax: (410) 547-6677

US Business Interiors Inc.
8800 Lottsford Road
Largo, MD 20774-4761
Phone: (301) 350-8700
Fax: (301) 350-9393

Massachusetts

Red Thread
22 Boston Wharf Road
8th Floor
Boston, MA 02210-1838
Phone: (617) 439-4900
Fax: (617) 439-4131

Red Thread
Suite 150
293 Boston Post Road West
Marlborough, MA 01752-4615
Phone: (508) 449-6550
Fax: (508) 449-6570

Red Thread
Suite 1108
1350 Main Street
Springfield, MA 01103
Phone: (413) 736-1802

Red Thread
100 Fordham Road
Wilmington, MA 01887
Phone: (978) 658-3900
Fax: (978) 694-4107

Michigan

Custer Office Environments Inc.
2435 Plaza Drive
Benton Harbor, MI 49022-2229
Phone: (616) 926-8719
Fax: (616) 926-9482

Custer Office Environments Inc.
217 Grandville Ave SW
Grand Rapids, MI 49503-4013
Phone: (616) 458-6322
Fax: (616) 458-1117

Custer Office Environments Inc.
5737 East Cork Street
Kalamazoo, MI 49048-9668
Phone: (269) 342-3919
Fax: (269) 342-3923

Custer Office Environments
442 East Michigan
Marquette, MI 49885
Phone: (906) 226-1161
Fax: (906) 226-1164

Custer Office Environments
120 East Front Street
Traverse City, MI 49684
Phone: (616) 402-8489

NBS
701 Salzburg Avenue
Bay City, MI 48706-5390
Phone: (989) 895-8574
Fax: (989) 895-8545

NBS
5133 West Grand River Avenue
Lansing, MI 48906-9117
Phone: (517) 886-0072
Fax: (517) 886-0014

NBS
2595 Bellingham Drive
Troy, MI 48083-2036
Phone: (248) 823-5400
Fax: (248) 823-5401

Minnesota

Atmosphere Commercial Interiors
Suite 350
81 South 9th Street
Minneapolis, MN 55402-3226
Phone: (612) 343-0868
Fax: (612) 332-5733

Burgher Office Equipment Company
101 East Chestnut Street
Virginia, MN 55792-2512
Phone: (218) 749-2661
Fax: (218) 749-2662

Duluth Typewriter & Business Furniture
30 N 3rd. Ave W
Duluth, MN 55802-1607
Phone: (218) 722-5811
Fax: (218) 722-4876

General Office Products Company
4521 Highway 7
Minneapolis, MN 55416-4098
Phone: (952) 925-7500
Fax: (952) 925-7531

Mississippi

Barefield & Company
251 West South Street
Jackson, MS 39203-3636
Phone: (601) 354-4960
Fax: (601) 353-6231

OEC Business Interiors
12199 Highway 49 N.
Suite 300
Gulfport, MS 39503-3167
Phone: (228) 539-9575
Fax: (228) 539-9566

Missouri

Color-Art Integrated Interiors
1325 North Warson Road
Saint Louis, MO 63132-1807
Phone: (314) 432-3000
Fax: (314) 993-2752

Marathon Office Interiors
1715 Paris Road
Columbia, MO 65201-5571
Phone: (573) 875-7115
Fax: (573) 875-7116

Scott Rice
100 East Spring Street
Neosho, MO 64850
Phone: (417) 623-7232
Fax: (918) 362-4303

Montana

KR Office Interiors
119 North 7th Avenue
Bozeman, MT 59715
Phone: (406) 587-3775
Fax: (406) 587-4636

KR Office Interiors
1710 North Montana Avenue
Helena, MT 59601
Phone: (406) 513-1004
Fax: (406) 513-1006

Missoula's Office City
115 West Broadway Street
Missoula, MT 59802-4217
Phone: (406) 543-7171
Fax: (406) 543-4254

Peterson's Quality Office Equipment
502 North 32nd Street
Billings, MT 59101-6003
Phone: (406) 245-5151
Fax: (406) 245-7516

Western Office Equipment
317 2nd Street South
Great Falls, MT 59405-1802
Phone: (406) 761-7473
Fax: (406) 761-0245

Nebraska

Eakes Office Plus
2911 13th Street
Columbus, NE 68601-4829
Phone: (402) 564-2679
Fax: (402) 564-0295

Eakes Office Plus
Suite 201
2630 North Yager Road
Fremont, NE 68025-7800
Phone: (402) 941-5001
Fax: (402) 941-5002

Eakes Office Plus
617 West Third Street
Grand Island, NE 68801-5946
Phone: (308) 382-8026
Fax: (308) 382-7401

Eakes Office Plus
839 West Second Street
Hastings, NE 68901-5099
Phone: (402) 463-2537
Fax: (402) 463-6802

Eakes Office Plus
2401 Avenue A
Kearney, NE 68847-5498
Phone: (308) 234-2538
Fax: (308) 234-2540

Eakes Office Plus
110 N 35th Street
Lincoln, NE 68503
Phone: (402) 438-6700
Fax: (402) 438-6701

Eakes Office Plus
201 South 1st Street
Norfolk, NE 68701-5303
Phone: (402) 371-4181
Fax: (402) 371-5139

Eakes Office Plus
520 North Vine Street
North Platte, NE 69101-3954
Phone: (308) 534-7800
Fax: (308) 534-3936

Sheppard's Business Interiors Inc.
6221 South 58th Street
Lincoln, NE 68516-3679
Phone: (402) 441-0070
Fax: (402) 476-9710

Sheppard's Business Interiors Inc.
725 South 72nd Street
Omaha, NE 68114-4665
Phone: (402) 393-8888
Fax: (402) 393-0113

Nevada

Machabee Office Environments
6435 Sunset Corporate Drive
Las Vegas, NV 89120-2798
Phone: (702) 263-8800
Fax: (702) 263-8801

Machabee Office Environments
1335 Greg Parkway #101
Sparks, NV 89431
Phone: (775) 329-3145
Fax: (775) 786-5710

New Hampshire

Red Thread
Suite 103
650 Elm Street
Manchester, NH 03101-1160
Phone: (603) 668-5511
Fax: (603) 668-6851

New Jersey

Arbee Associates
1531 South Washington Avenue
Piscataway, NJ 08854-3815
Phone: (732) 424-3900
Fax: (732) 752-6034

Concepts Office Furnishings
280 North Midland Avenue
Building J
Saddle Brook, NJ 07663-5708
Phone: (201) 727-9110
Fax: (201) 727-9112

Dancker, Sellw, and Douglas
291 Evans Way
Somerville, NJ 08876-3766
Phone: (908) 231-1600
Fax: (908) 231-6469

W.S. Goff Company Inc.
5104 Oakland Blvd.
Mays Landing, NJ 08330-2016
Phone: (609) 625-5600
Fax: (609) 625-5633

New Mexico

Business Environments
5351 Wilshire Avenue, N.E.
Albuquerque, NM 87113-1834
Phone: (505) 888-4400
Fax: (505) 889-9146

New York

AFD Contract Furniture Inc
810 7th Avenue
New York, NY 10019
Phone: (212) 721-7100
Fax: (212) 721-7175

Business Environments by Ras Inc.
1 Interstate Avenue
Albany, NY 12205
Phone: (518) 273-9359
Fax: (518) 272-1552

Empire Office Inc.
105 Madison Avenue
New York, NY 10016-8810
Phone: (212) 607-5500
Fax: (212) 607-5654

Merkel-Donohue
1 Woodbury Boulevard
Rochester, NY 14604-1895
Phone: (585) 325-7696
Fax: (585) 325-3065

Prentice Office Environments
472 Franklin Street
Buffalo, NY 14202-1302
Phone: (716) 884-8452
Fax: (716) 884-0894

Stevens Office Interiors
6804 Manlius Center Road
East Syracuse, NY 13057-3902
Phone: (315) 479-5595
Fax: (315) 428-1688

Waldner's Business Environments
125 Route 110
Farmingdale, NY 11735-4864
Phone: (631) 844-9300
Fax: (631) 694-3503

Waldner's Business Environments
215 Lexington Avenue, 9th Floor
New York, NY 10016-6023
Phone: (212) 696-7500
Fax: (212) 696-7699

Waldner's Business Environments
411 Theodore Fremd Avenue
3rd Floor, South Building
Rye, NY 10580-1410
Phone: (914) 921-8500
Fax: (914) 921-0991

North Carolina

Benton Office Interiors Inc.
301 Nash Street West
Wilson, NC 27893-3834
Phone: (252) 237-6176
Fax: (252) 237-9316

Office Environments Inc.
11407 Granite Street
Charlotte, NC 28273-6429
Phone: (704) 714-7200
Fax: (704) 714-7400

Young Office Environments
of Asheville Inc.
71 Thompson St
Asheville, NC 28803-2328
Phone: (888) 202-0508
Fax: (828) 505-1974

Storr Office Environments Inc.
496 Gallimore Dairy Road
Greensboro, NC 27409-9202
Phone: (336) 217-4500
Fax: (336) 217-4501

Storr Office Environments Inc.
10800 World Trade Blvd.
Raleigh, NC 27617-4200
Phone: (919) 313-3700
Fax: (919) 313-3701

Williams Office Environments Inc.
407 Ray Avenue
Fayetteville, NC 28301-4915
Phone: (910) 483-0354
Fax: (910) 486-4077

North Dakota

Fireside Office Products Inc.
1713 East Bismarck Expressway
Bismarck, ND 58504-6706
Phone: (701) 258-8586
Fax: (701) 223-9598

Gaffaney's of Grand Forks
1809 13th Avenue North
Grand Forks, ND 58203-2323
Phone: (701) 746-6466
Fax: (701) 746-0737

Hannaher's Inc.
4324 20th Avenue SW
Fargo, ND 58103-4434
Phone: (701) 277-7222
Fax: (701) 277-7097

Ohio

Business Furniture
8 North Main Street
Dayton, OH 45439
Phone: (937) 293-1010
Fax: (937) 293-7501

Loth Inc.
3574 East Kemper Road
Cincinnati, OH 45241-2009
Phone: (513) 554-4900
Fax: (513) 554-8737

Loth Company
855 Grandview Avenue
Columbus, OH 43215-1123
Phone: (614) 487-4000
Fax: (614) 487-4306

NBS
4 North St. Clair Street
Toledo, OH 43604
Phone: (419) 662-2040
Fax: (419) 662-2041

Ohio Desk
34 Swartz Road
Akron, OH 44319
Phone: (330) 499-1030

Ohio Desk Company
1122 Prospect Avenue
Cleveland, OH 44115-1292
Phone: (216) 623-0600
Fax: (216) 623-0611

Ohio Desk
5100 Market Street
Youngstown, OH 44512
Phone: (330) 782-3331

Oklahoma

Scott Rice
2900 North Hemlock Circle
Broken Arrow, OK 74012-1185
Phone: (918) 362-4300
Fax: (918) 362-4303

Scott Rice
7501 Broadway Ext
Oklahoma City, OK 73116-9015
Phone: (405) 848-2224
Fax: (405) 848-3999

Oregon

Smith CFI
Suite 103/104
150 SW Scalehouse Loop
Bend, OR 97702
Phone: (541) 317-8777
Fax: (541) 317-2833

Smith CFI
620 NE 19th Avenue
Portland, OR 97232-2832
Phone: (503) 226-4151
Fax: (503) 226-9233

Participating Steelcase Dealers, continued

Pennsylvania

A. Pomerantz & Company
Suite 7000
701 Market Street
Philadelphia, PA 19106-1597
Phone: (215) 408-2100
Fax: (215) 408-2110

Corporate Interiors
Suite 200
161 Washington Street
Conshohocken, PA 19428-2083
Phone: (610) 631-5400
Fax: (610) 631-2720

Creative Business Interiors Ltd.
145 Stewart Road
Wilkes-Barre, PA 18706
Phone: (570) 288-7211
Fax: (570) 970-5817

Franklin Interiors
Suite 600
2740 Smallman Street
Pittsburgh, PA 15222-4720
Phone: (412) 261-2525
Fax: (412) 255-4089

Interior Workplace Solutions LLC.
6765 Ambassador Drive
Allentown, PA 18106-9510
Phone: (610) 391-0733
Fax: (610) 391-1155

Interior Workplace Solutions LLC.
Suite B-25
2209 Quarry Drive
Reading, PA 19609-1155
Phone: (610) 670-1800
Fax: (610) 670-8181

McCartney's Inc.
819 Howard Avenue
Altoona, PA 16601-4727
Phone: (814) 505-1111
Fax: (814) 949-6197

Phillips Group
501 Fulling Mill Road
Middletown, PA 17057-5926
Phone: (717) 944-0400
Fax: (717) 948-5289

Phillips Office Products
1630 Manheim Pike
Lancaster, PA 17601-6800
Phone: (717) 560-9999
Fax: (717) 560-9996

South Carolina

Aiken Office Supply Inc.
2560 Whiskey Road
Aiken, SC 29803-9664
Phone: (803) 648-8339
Fax: (803) 649-4470

McWaters Inc.
1104 Shop Road
Columbia, SC 29201-4743
Phone: (803) 256-8303
Fax: (803) 252-5567

Wulbern-Koval Company Inc.
1111 Morrison Drive
Charleston, SC 29403-3119
Phone: (843) 577-7666
Fax: (843) 577-7299

Young Office Environments
1280 Ridge Road
Greenville, SC 29607-4626
Phone: (864) 281-9500
Fax: (864) 281-9555

South Dakota

Interstate Office Products Inc.
228 South Main Avenue
Sioux Falls, SD 57104-6310
Phone: (605) 339-0300
Fax: (605) 339-1989

Western Stationers
714 Saint Joseph Street
Rapid City, SD 57701-2721
Phone: (605) 342-3310
Fax: (605) 342-4746

Tennessee

Bentco Office Solutions
1501 Stuart Street
Chattanooga, TN 37406
Phone: (423) 756-4437
Fax: (423) 756-6198

Interior Design Services Inc.
209 Powell Place
Brentwood, TN 37027-7522
Phone: (615) 376-1200
Fax: (615) 376-1245

Memphis Business Interiors
4539 West Distriplex Drive
Memphis, TN 38118-7280
Phone: (901) 360-8899
Fax: (901) 360-8370

Workspace Interiors
402 East Market Street
Kingsport, TN 37660-4828
Phone: (423) 392-2600
Fax: (423) 392-2601

Workspace Interiors
2820 Middlebrook Pike
Knoxville, TN 39721
Phone: (865) 223-5404
Fax: (865) 223-5405

Texas

Abilene Printing & Stationery
218 Cedar Street
Abilene, TX 79601-5720
Phone: (915) 677-2673
Fax: (915) 675-6963

BKM Total Office of Texas
9755 Clifford Drive
Dallas, TX 75220
Phone: (214) 902-7200
Fax: (214) 902-7201

Business Interiors
1111 Valley View Lane
Irving, TX 75061-6008
Phone: (817) 858-2000
Fax: (817) 858-2020

McCoys Inc.
6869 Old Katy Road
Houston, TX 77024-2105
Phone: (713) 862-4600
Fax: (713) 862-7676

Rockford Business Interiors
211 East Riverside Drive
Austin, TX 78704-1203
Phone: (512) 442-0703
Fax: (512) 442-6555

Texas Wilson Office Furniture & Services
5801 George McVay Drive
McAllen, Texas 78503
Phone: (210) 647-8800
Fax: (210) 647-3110

Texas Wilson Office Furniture & Services
6812 Fairgrounds Pkwy
San Antonio, TX 78238-4536
Phone: (210) 647-8800
Fax: (210) 647-3110

West Supply Company
1601 Scurry
Big Spring, TX 79720
Phone: (432) 264-1788
Fax: (432) 264-1789

West Supply Company
2 South Chadbourne Street
San Angelo, TX 76903-5875
Phone: (325) 655-8181
Fax: (325) 655-5480

Utah

MidWest Office Furniture
987 South West Temple
Salt Lake City, UT 84101-2988
Phone: (801) 359-7681
Fax: (801) 355-2713

Vermont

Red Thread
150 Pioneer Drive
Williston, VT 05495-7543
Phone: (802) 862-0434
Fax: (802) 862-0729

Virginia

Barrows
1302 Rockland Avenue
Roanoke, VA 24012-3838
Phone: (540) 362-5700
Fax: (540) 362-4826

Creative Office Environments
11798 North Lakeridge Boulevard
Ashland, VA 23005-8152
Phone: (804) 329-0400
Fax: (804) 321-3134

Creative Office Environments LLC
650 Peter Jefferson Parkway #140
Charlottesville, VA 22911
Phone: (434) 327-1898
Fax: (434) 327-1896

Creative Office Environments LLC
Suite C
500 Woodlake Circle
Chesapeake, VA 23320-2807
Phone: (757) 549-4801
Fax: (757) 549-2795

reDistrict
Suite 675
2107 Wilson Boulevard
Arlington, VA 22201
Phone: (703) 276-8901
Fax: (703) 276-8908

Washington

OpenSquare
6th Floor
5601 Sixth Avenue South
Seattle, WA 98108-2522
Phone: (206) 768-8000
Fax: (206) 768-0236

OpenSquare
126 South Sheridan Street
Spokane, WA 99202-1527
Phone: (509) 483-1000
Fax: (509) 483-1011

Wisconsin

Forrer Business Interiors Inc.
555 West Estabrook Blvd.
Milwaukee, WI 53212-1066
Phone: (414) 906-3200
Fax: (414) 906-3299

Puerto Rico

AFD Contract Furnishings
Suite 250
350 Chardon Avenue
Torre Chardon
San Juan, Puerto Rico 00918-2123
Phone: (787) 754-2938
Fax: (787) 754-8076

Steelcase Showrooms and Manufacturing Locations

Showrooms

Atlanta

Steelcase Inc.
Suite AL-175
303 Peachtree Center
Atlanta, GA 30303
Phone: (404) 523-2201

Chicago

Steelcase Worklife Chicago
Suite 300
222 Merchandise Mart
Chicago, IL 60654-1174
Phone: (312) 321-3720

Chicago

Coalesse
Suite 1032
222 Merchandise Mart
Chicago, IL 60654
Phone: (312) 467-1783

Dallas

Steelcase Inc.
1616 Hi Line Drive
Dallas, TX 75207
Phone: (214) 871-3044

Grand Rapids

Steelcase Inc.
901 44th Street, SE
Grand Rapids, MI 49508-7594
Phone: (616) 247-2710

New York

Steelcase Worklife New York
4 Columbus Circle
New York, NY 10019-1100
Phone: (212) 445-8800

Philadelphia

Steelcase Inc.
One Liberty Place
1650 Market Street, 3rd Floor
Philadelphia, PA 19103-7307
Phone: (215) 561-5331

San Francisco

Steelcase Inc.
Suite 110
475 Brannan Street
San Francisco, CA 94107
Phone: (415) 344-6700

Santa Monica

Steelcase Inc.
1217 2nd Street
Santa Monica, CA 90401-1180
Phone: (310) 633-2200

Washington D.C.

Steelcase Inc.
1121 14th Street NW
4th Floor
Washington, DC 20005

Manufacturing Sites

Amex de Mexico

Calle 5 Sur No.160
Ciudad Industrial
Tijuana, Mexico B.C. 22500
Phone: 52-662-342-6234

Athens

214 Durham Drive
Athens, AL 35611
Phone: (256) 232-8112

Grand Rapids Wood Furniture

4100 68th Street SE
Caledonia, MI 49316
Phone: (616) 698-5735

Kentwood Distribution Center

4384 52nd Street SE
Kentwood, MI 49512-9673

Kentwood West

4360 52nd Street SE
Kentwood, MI 49512

Details

901 44th Street SE
Grand Rapids, MI 49508
Phone: (616) 247-2710

Reynosa Plant

Ave. Prologis S/N Ed. 8 Suite
801 Prologis Park Pharr Bridge
Reynosa,
Tamaulipas, Mx CP. 88780
Phone: 52-899-263-9000

Turnstone Furniture

<hr/>	
Bivi (SIN 711.2)	21
Tour Workspace (SIN 711.2)	71
Campfire (SIN 711.2)	107
Seating (SIN 711.16/711.18)	127
Table Components (SIN 711.2)	159
<hr/>	
Surface Materials	161



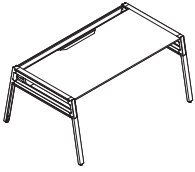
Statement of Line **22**

Specifying

Tables (SIN 711.2)	28
Arches and Arch Accessories (SIN 711.2)	32
Electrical (SIN 711.2)	39
Storage (SIN 711.2)	55
Components and Accessories (SIN 711.2)	57
Eyesite (SIN 711.2)	68

Surface Materials **162**

Statement of Line

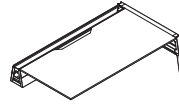


Specifying
▶ Page 28

Table for One

	D	W
Table	42 ¹ / ₄ "	48" or 60"

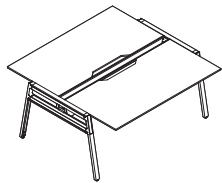
Tip: Nominal width is shown here.



Specifying
▶ Page 29

Table Plus One

	D	W
Table Plus One	42 ¹ / ₄ "	48" or 60"

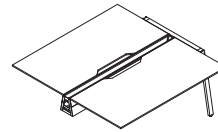


Specifying
▶ Page 30

Table for Two

	D	W
Table for Two	60"	48" or 60"

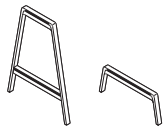
Tip: Nominal width is shown here.



Specifying
▶ Page 31

Table Plus Two

	D	W
Table Plus Two	60"	48" or 60"

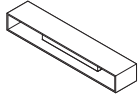


Specifying
▶ Page 32

Arch

	D	W	H
Tall Arch	2"	32 ³ / ₈ "	44"
Short Arch	2"	32 ³ / ₈ "	13"

Arch Accessories



Side Storage
Specifying
▶ Page 33



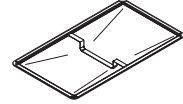
Monitor Mount
Specifying
▶ Page 33



Bike Hook
Specifying
▶ Page 34



Markerboards
Specifying
▶ Page 34



Canopy
Specifying
▶ Page 35



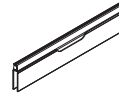
Board Rack
Specifying
▶ Page 35



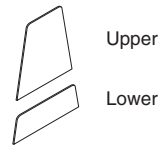
Holder
Specifying
▶ Page 36



Planter
Specifying
▶ Page 36




High Sit Bracket with Modesty Panel
Specifying
▶ Page 37

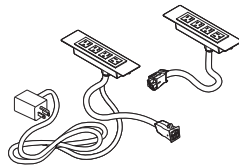


Arch Infills
Specifying
▶ Page 19

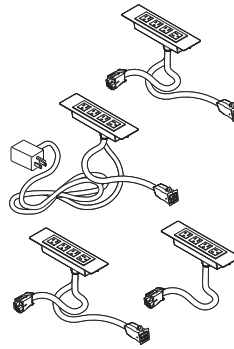
Electrical Components, One Circuit



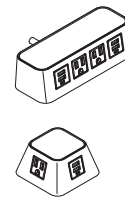
Plug and Play Power Strip – Package of One
Specifying
▶ Page 39



Plug and Play Power Strip – Package of Two
Specifying
▶ Page 39

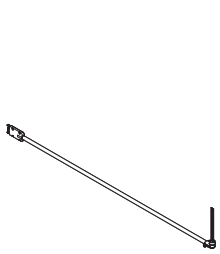


Plug and Play Power Strip – Package of Four
Specifying
▶ Page 39

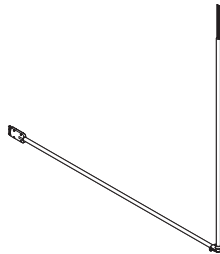


Accessory Power – Rectangular and Pyramid
Specifying
▶ Pages 40–41

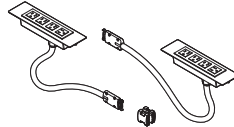
Electrical Components, Two Circuit



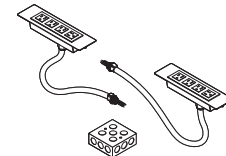
Hardwire-to-Modular Power Infeed
Specifying
▶ Page 42



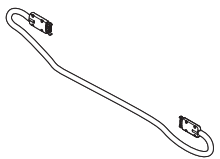
Hardwire-to-Modular Power Infeed, San Francisco
Specifying
▶ Page 42



Modular Powerways
Specifying
▶ Page 43

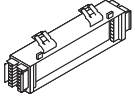


Hardwire Chicago Powerway
Specifying
▶ Page 43



Modular Harnesses - Two Circuit
Specifying
▶ Page 44

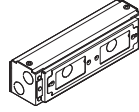
Electrical Components, Four Circuit



Modular Power Block – Standard Capacity
Specifying
▶ Page 45



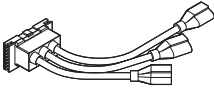
Power Block
Specifying
▶ Page 45



Chicago Hardwire Box
Specifying
▶ Page 45



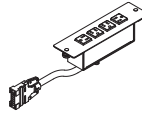
Duplex Receptacle
Specifying
▶ Page 46



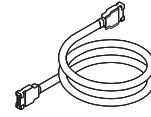
Flexible Receptacle
Specifying
▶ Page 47



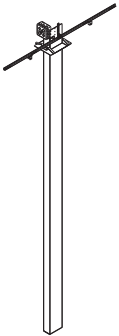
USB Receptacle
Specifying
▶ Page 48



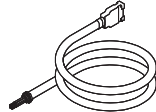
Modular Powerway, Four Circuit
Specifying
▶ Page 49



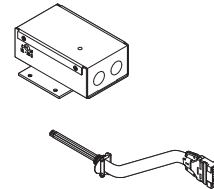
Modular Harness
Specifying
▶ Page 50



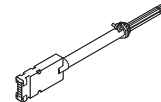
Utility Pole
Specifying
▶ Page 50



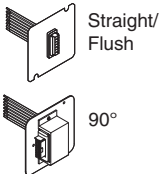
Hardwire-to-Modular Power Infeed
Specifying
▶ Page 50



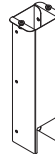
Power Infeed, New York
Specifying
▶ Page 52



Power Infeed, San Francisco
Specifying
▶ Page 52



Junction Box Faceplate – Modular
Specifying
▶ Page 53

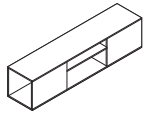


Power Infeed Cover
Specifying
▶ Page 53

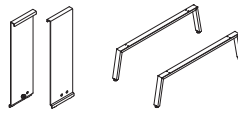


Bezel Receptacle Cover
Specifying
▶ Page 55

Statement of Line, continued



Specifying
▶ Page 56



Specifying
▶ Page 56

Trunk

16"H	
14"D	●

Trunk Supports

	D	W	H
Table Frame Attachment Brackets	1/2"	5"	16 1/2"
Freestanding Legs	2"	42 1/4"	11 1/2"

Components and Accessories

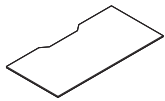


Table Top
Specifying
▶ Page 58



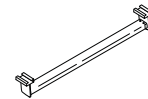
Half Round Table Top
Specifying
▶ Page 58



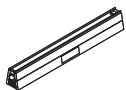
Transaction Top
Specifying
▶ Page 59



Lower Footshelf
Specifying
▶ Page 60



Upper Footshelf
Specifying
▶ Page 61



Cable Troughs
Specifying
▶ Page 62



Leg
Specifying
▶ Page 62



Top Shelf
Specifying
▶ Page 63



Bottom Shelf
Specifying
▶ Page 63



Hooks
Specifying
▶ Page 64



Metal Screen
Specifying
▶ Page 64



Freestanding



Trough mount

Tackable Screens
Specifying
▶ Page 65



Organizer
Specifying
▶ Page 66



Full



Half

Leg Covers
Specifying
▶ Page 66



Trough End Covers
Specifying
▶ Page 66

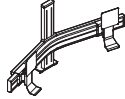


Trough Floor Covers
Specifying
▶ Page 66

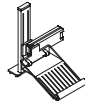
Eyesite



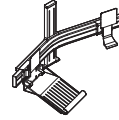
Eyesite Single Display Support
Specifying
▶ Page 68



Eyesite Dual Display Support
Specifying
▶ Page 68



Eyesite Single Laptop Support
Specifying
▶ Page 68



Eyesite Dual Laptop Support
Specifying
▶ Page 68

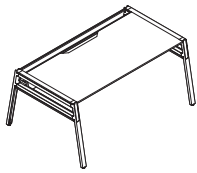


Bivi Bracket
Specifying
▶ Page 68

Tables

SIN 711.2

Table for One



Tip: Individual user depth is 28¼"D.

Tip: Wood veneer tables have matching flat veneer profile edges.

Standard Includes	Required to Specify
-------------------	---------------------

<ul style="list-style-type: none"> ▶ Need help? See <i>Turnstone Specification Guide</i> for product details. 	<ul style="list-style-type: none"> • ½"- thick table top: Low-Pressure Laminate • 3 mm plastic edge band on front and 1 mm on back and sides: default color to match laminate • Width: 48" or 60" • Two legs and cable trough: paint price group 1 or 2 • Ships ready to assemble 	<ul style="list-style-type: none"> 1 Style number 2 Table width (see below under Required Selections) 3 Low-Pressure Laminate color number for table top 4 Paint color number for legs and cable trough 5 Options, if selected (see below) ▶ See <i>Surface Materials</i>, page 162.
--	--	--

Required Selections	Price	Required to Specify
---------------------	-------	---------------------

Width	<ul style="list-style-type: none"> • 48"W • 60"W 	<p>Prices below Prices below</p> <p>Specify <i>with 48"</i>. Specify <i>with 60"</i>.</p>
--------------	--	---

Options	Price		Required to Specify
---------	-------	--	---------------------

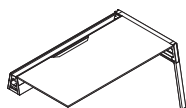
Surface Materials	High-Pressure Laminate table top	48"	60"	<ul style="list-style-type: none"> • High-Pressure Laminate • Open Line laminate 	<p>+\$105 +\$115</p> <p>+\$ 65 plus cost of laminate +\$ 65 plus cost of laminate</p>	<p>Specify High-Pressure Laminate color number.</p> <p>▶ See <i>Surface Materials Reference Manual</i>.</p>
	Wood veneer table top	48"	60"	<ul style="list-style-type: none"> • Wood veneer • Premium wood 2 • Premium wood 3 • Customiz stain • Full-fill finish 	<p>+\$475 +\$500</p> <p>+\$558 +\$583</p> <p>+\$770 +\$795</p> <p>No cost No cost</p> <p>+\$558 +\$583</p>	<p>Specify wood color number.</p> <p>Specify Premium wood 2 finish number.</p> <p>Specify Premium wood 3 finish number.</p> <p>Specify <i>with Customiz stain</i>.</p> <p>▶ See <i>Surface Materials Reference Manual</i>.</p> <p>Specify full-fill finish number.</p>
	Legs and trough			<ul style="list-style-type: none"> • Paint price group 1 and 2 • Paint price group 3 	<p>No cost +\$130</p>	<p>Specify paint color number.</p> <p>Specify paint color number.</p>

Specification Information				
---------------------------	--	--	--	--

• Dimension		• Style	• Base Prices	
D	H	Number	48"W	60"W
42¼"	28½"	TS8SDWF	\$1199	\$1219

SIN 711.2

Table Plus One



Tip: Individual user depth is 28 1/4"D.

Standard Includes	Required to Specify
-------------------	---------------------

- | | | |
|--|---|--|
| <ul style="list-style-type: none"> ▶ Need help? See <i>Turnstone Specification Guide</i> for product details. | <ul style="list-style-type: none"> • 1/2"- thick table top: Low-Pressure Laminate • 3 mm plastic edge band on front and 1 mm on back and sides: default color to match laminate • Width: 48" or 60" • One leg and cable trough: paint price group 1 or 2 • Ships ready to assemble | <ul style="list-style-type: none"> 1 Style number 2 Table width (see below under Required Selections) 3 Low-Pressure Laminate color number for table top 4 Paint color number for legs and cable trough 5 Options, if selected (see below) ▶ See <i>Surface Materials</i>, page 162. |
|--|---|--|

Required Selections	Price	Required to Specify
---------------------	-------	---------------------

Width	<ul style="list-style-type: none"> • 48"W • 60"W 	Prices below Prices below Specify with 48". Specify with 60".
--------------	--	--

Options	Price	Required to Specify
---------	-------	---------------------

Surface Materials	High-Pressure Laminate table top <ul style="list-style-type: none"> • High-Pressure Laminate • Open Line laminate 	<table border="1"> <thead> <tr> <th style="background-color: #212121; color: white;">48"</th> <th style="background-color: #212121; color: white;">60"</th> </tr> </thead> <tbody> <tr> <td>+\$105</td> <td>+\$115</td> </tr> <tr> <td>+\$ 65 plus cost of laminate</td> <td>+\$ 65 plus cost of laminate</td> </tr> </tbody> </table>	48"	60"	+\$105	+\$115	+\$ 65 plus cost of laminate	+\$ 65 plus cost of laminate	Specify High-Pressure Laminate color number. ▶ See <i>Surface Materials Reference Manual</i> .						
48"	60"														
+\$105	+\$115														
+\$ 65 plus cost of laminate	+\$ 65 plus cost of laminate														
	Wood veneer table top <ul style="list-style-type: none"> • Wood veneer • Premium wood 2 • Premium wood 3 • Customiz stain • Full-fill finish 	<table border="1"> <thead> <tr> <th style="background-color: #212121; color: white;">48"</th> <th style="background-color: #212121; color: white;">60"</th> </tr> </thead> <tbody> <tr> <td>+\$475</td> <td>+\$500</td> </tr> <tr> <td>+\$558</td> <td>+\$583</td> </tr> <tr> <td>+\$770</td> <td>+\$795</td> </tr> <tr> <td>No cost</td> <td>No cost</td> </tr> <tr> <td>+\$558</td> <td>+\$583</td> </tr> </tbody> </table>	48"	60"	+\$475	+\$500	+\$558	+\$583	+\$770	+\$795	No cost	No cost	+\$558	+\$583	Specify wood color number. Specify Premium wood 2 finish number. Specify Premium wood 3 finish number. Specify with <i>Customiz stain</i> . ▶ See <i>Surface Materials Reference Manual</i> . Specify full-fill finish number.
48"	60"														
+\$475	+\$500														
+\$558	+\$583														
+\$770	+\$795														
No cost	No cost														
+\$558	+\$583														
	Legs and trough <ul style="list-style-type: none"> • Paint price group 1 and 2 • Paint price group 3 	No cost +\$110	Specify paint color number. Specify paint color number.												

Tip: Wood veneer tables have matching flat veneer profile edges.

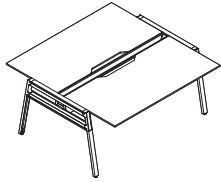
Specification Information				
Dimension		Style Number	Base Prices	
D	H		48"W	60"W

42 1/4"	28 1/2"	TS8SDAF	\$1018	\$1038
---------	---------	----------------	--------	--------

Tables, continued

SIN 711.2

Table for Two



Tip: Individual user depth is 28 1/4"D.

Standard Includes	Required to Specify
-------------------	---------------------

- | | |
|--|--|
| <ul style="list-style-type: none"> ▶ Need help? See <i>Turnstone Specification Guide</i> for product details. • Two 1/2"- thick table tops: Low-Pressure Laminate • 3 mm plastic edges band on front and 1 mm on back and sides; default color to match laminate • Width: 48" or 60" • Two legs and cable trough: paint price group 1 or 2 • Ships ready to assemble | <ol style="list-style-type: none"> 1 Style number 2 Table width (see below under Required Selections) 3 Low-Pressure Laminate color number for table top 4 Paint color number for legs and cable trough 5 Options, if selected (see below) <p>▶ See <i>Surface Materials</i>, page 162.</p> |
|--|--|

Required Selections	Price	Required to Specify
---------------------	-------	---------------------

- | | | |
|--------------|--|---|
| Width | <ul style="list-style-type: none"> • 48"W • 60"W | <p>Prices below</p> <p>Prices below</p> <p>Specify with 48".</p> <p>Specify with 60".</p> |
|--------------|--|---|

Options	Price	Required to Specify
---------	-------	---------------------

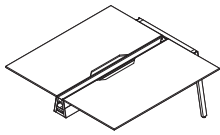
- | Surface Materials | <p>High-Pressure Laminate table top</p> <ul style="list-style-type: none"> • High-Pressure Laminate • Open Line laminate | <table border="1"> <thead> <tr> <th style="background-color: #212121; color: white;">48"</th> <th style="background-color: #212121; color: white;">60"</th> </tr> </thead> <tbody> <tr> <td>+\$ 210</td> <td>+\$ 230</td> </tr> <tr> <td>+\$ 65 plus cost of laminate</td> <td>+\$ 65 plus cost of laminate</td> </tr> </tbody> </table> | 48" | 60" | +\$ 210 | +\$ 230 | +\$ 65 plus cost of laminate | +\$ 65 plus cost of laminate | <p>Specify High-Pressure Laminate color number.</p> <p>▶ See <i>Surface Materials Reference Manual</i>.</p> | | | | | | |
|------------------------------|---|---|---------|---------|---|---------|------------------------------|------------------------------|---|---------|---------|---------|---------|---------|--|
| 48" | 60" | | | | | | | | | | | | | | |
| +\$ 210 | +\$ 230 | | | | | | | | | | | | | | |
| +\$ 65 plus cost of laminate | +\$ 65 plus cost of laminate | | | | | | | | | | | | | | |
| | <p>Wood veneer table top</p> <ul style="list-style-type: none"> • Wood veneer • Premium wood 2 • Premium wood 3 • Customiz stain • Full-fill finish | <table border="1"> <thead> <tr> <th style="background-color: #212121; color: white;">48"</th> <th style="background-color: #212121; color: white;">60"</th> </tr> </thead> <tbody> <tr> <td>+\$ 950</td> <td>+\$1000</td> </tr> <tr> <td>+\$1116</td> <td>+\$1166</td> </tr> <tr> <td>+\$1540</td> <td>+\$1590</td> </tr> <tr> <td>No cost</td> <td>No cost</td> </tr> <tr> <td>+\$1116</td> <td>+\$1166</td> </tr> </tbody> </table> | 48" | 60" | +\$ 950 | +\$1000 | +\$1116 | +\$1166 | +\$1540 | +\$1590 | No cost | No cost | +\$1116 | +\$1166 | <p>Specify wood color number.</p> <p>Specify Premium wood 2 finish number.</p> <p>Specify Premium wood 3 finish number.</p> <p>Specify with <i>Customiz stain</i>.</p> <p>▶ See <i>Surface Materials Reference Manual</i>.</p> <p>Specify full-fill finish number.</p> |
| 48" | 60" | | | | | | | | | | | | | | |
| +\$ 950 | +\$1000 | | | | | | | | | | | | | | |
| +\$1116 | +\$1166 | | | | | | | | | | | | | | |
| +\$1540 | +\$1590 | | | | | | | | | | | | | | |
| No cost | No cost | | | | | | | | | | | | | | |
| +\$1116 | +\$1166 | | | | | | | | | | | | | | |
| | <p>Legs and trough</p> <ul style="list-style-type: none"> • Paint price group 1 and 2 • Paint price group 3 | <table border="1"> <tbody> <tr> <td>No cost</td> <td>+\$ 130</td> </tr> </tbody> </table> | No cost | +\$ 130 | <p>Specify paint color number.</p> <p>Specify paint color number.</p> | | | | | | | | | | |
| No cost | +\$ 130 | | | | | | | | | | | | | | |

Tip: Wood veneer tables have matching flat veneer profile edges.

Specification Information				
Dimension		Style Number	Base Prices	
D	H		48"W	60"W

60"	28 1/2"	TS8TTWF	\$1704	\$1724
-----	---------	----------------	--------	--------

Table Plus Two



Tip: Individual user depth is 28 1/4"D.

Standard Includes	Required to Specify
<ul style="list-style-type: none"> ▶ Need help? See <i>Turnstone Specification Guide</i> for product details. • Two 1/2"- thick table tops: Low-Pressure Laminate • 3 mm plastic edge band on front and 1 mm on back and sides: default color to match laminate • Width: 48" or 60" • One leg and cable trough: paint price group 1 or 2 • Ships ready to assemble 	<ol style="list-style-type: none"> 1 Style number 2 Table width (see below under Required Selections) 3 Low-Pressure Laminate color number for table top 4 Paint color number for legs and cable trough 5 Options, if selected (see below) <p>▶ See <i>Surface Materials</i>, page 166.</p>

Required Selections	Price	Required to Specify
Width	<ul style="list-style-type: none"> • 48"W • 60"W 	<p>Prices below</p> <p>Prices below</p> <p>Specify with 48".</p> <p>Specify with 60".</p>

Options	Price		Required to Specify		
Surface Materials	High-Pressure Laminate table top		<p>Specify High-Pressure Laminate color number.</p> <p>▶ See <i>Surface Materials Reference Manual</i>.</p>		
	<ul style="list-style-type: none"> • High-Pressure Laminate • Open Line laminate 	<p>48"</p> <p>+\$ 210</p> <p>+\$ 65 plus cost of laminate</p>		<p>60"</p> <p>+\$ 230</p> <p>+\$ 65 plus cost of laminate</p>	
	Wood veneer table top		<p>Specify wood color number.</p> <p>Specify Premium wood 2 finish number.</p> <p>Specify Premium wood 3 finish number.</p> <p>Specify with <i>Customiz stain</i>.</p> <p>▶ See <i>Surface Materials Reference Manual</i>.</p> <p>Specify full-fill finish number.</p>		
	<ul style="list-style-type: none"> • Wood veneer • Premium wood 2 • Premium wood 3 • Customiz stain 	<p>48"</p> <p>+\$ 950</p> <p>+\$1116</p> <p>+\$1540</p> <p>No cost</p>		<p>60"</p> <p>+\$1000</p> <p>+\$1166</p> <p>+\$1590</p> <p>No cost</p>	
	<ul style="list-style-type: none"> • Full-fill finish 	<p>+\$1116</p>		<p>+\$1166</p>	
	Legs and trough				
	<ul style="list-style-type: none"> • Paint price group 1 and 2 • Paint price group 3 	<p>No cost</p> <p>+\$ 110</p>			

Tip: Wood veneer tables have matching flat veneer profile edges.

Specification Information				
• Dimensions		• Style Number	• Base Prices	
D	H		48"W	60"W
60"	28 1/2"	TS8TTAF	\$1538	\$1558

Arches and Arch Accessories

SIN 711.2

Arch



Short



Tall

Standard Includes	Required to Specify
-------------------	---------------------

<ul style="list-style-type: none"> ▶ Need help? See <i>Turnstone Specification Guide</i> for product details. 	<ul style="list-style-type: none"> • Arch: paint price group 1 or 2 • Ships ready to assemble 	<ul style="list-style-type: none"> 1 Style number 2 Height (see below under Required Selections) 3 Paint color number for arch 4 Options, if selected (see below) ▶ See <i>Surface Materials</i>, page 162.
--	---	--

Height	Required Selections	Price	Required to Specify
--------	---------------------	-------	---------------------

Height	<ul style="list-style-type: none"> • Short • Tall 	Prices below Prices below	Specify <i>with short</i> . Specify <i>with tall</i> .
---------------	---	------------------------------	---

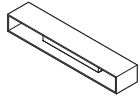
Surface Materials	Options	Price	Required to Specify
-------------------	---------	-------	---------------------

Surface Materials	<ul style="list-style-type: none"> • Paint price group 1 and 2 • Paint price group 3 	No cost +\$61	Specify paint color number. Specify paint color number.
--------------------------	--	------------------	--

Specification Information				
Dimensions		Style Number	Base Prices	
D	W		Short	Tall

D	W	Style Number	Short	Tall
13"H	44"H	TS8ARCH	\$414	\$580
2"	32 ³ / ₈ "			

Side Storage



Standard Includes	Required to Specify
<ul style="list-style-type: none"> ▶ Need help? See <i>Turnstone Specification Guide</i> for product details. • Side storage top: Low-Pressure Laminate • Metal case: paint price group 1 or 2 • Ships fully assembled 	<ol style="list-style-type: none"> 1 Style number 2 Low-Pressure Laminate color number for side storage top 3 Paint color number for metal case 4 Options, if selected (see below) <ul style="list-style-type: none"> ▶ See <i>Surface Materials</i>, page 162.

Surface Materials	Options	Price	Required to Specify
	High-Pressure Laminate side storage	+\$ 40	Specify High-Pressure Laminate color number.
	• Open Line laminate	+\$ 65 plus cost of laminate	▶ See <i>Surface Materials Reference Manual</i> .
	Wood veneer side storage		
	• Wood veneer	+\$175	Specify wood color number.
	• Premium wood 2	+\$222	Specify Premium wood 2 finish number.
	• Premium wood 3	+\$320	Specify Premium wood 3 finish number.
	• Customiz stain	No cost	Specify <i>with Customiz stain</i> .
	• Full-fill finish	+\$222	▶ See <i>Surface Materials Reference Manual</i> . Specify full-fill finish number.
	Case finish		
	• Paint price group 1 and 2	No cost	Specify paint color number.
	• Paint price group 3	+\$ 61	Specify paint color number.
	• Lux Coatings	+\$192	Specify Lux Coatings color number.

Tip: Side storage is only used on the Bivi short arch. It is not designed to work freestanding.

Specification Information				
• Dimensions			• Style	• Base
D	W	H	Number	Price
11½"	60"	8"	TS8ARCHSIDE	\$622

Monitor Mount



Standard Includes	Required to Specify
<ul style="list-style-type: none"> ▶ Need help? See <i>Turnstone Specification Guide</i> for product details. • Monitor mount: black paint 	Style number

Specification Information				
• Dimensions			• Style	• Price
D	W	H	Number	Price
2½"	12"	12⅛"	TS2ARCHMM	\$414

Arches and Arch Accessories, continued

SIN 711.2

Bike Hook



Tip: A wall mount can be changed to an arch mount or vice versa via a service parts arch mount (TS2ARCHBHSR) or wall mount (TS2WALLBHSR) hardware package.

Standard Includes	Required to Specify
<ul style="list-style-type: none"> ▶ Need help? See <i>Turnstone Specification Guide</i> for product details. • Bike hook: paint price group 1 or 2 • Attachment hardware for wall mount or arch mount • Ships ready to assemble 	<ul style="list-style-type: none"> 1 Style number 2 Paint color number for bike hook 3 Options, if selected (see below) ▶ See <i>Surface Materials</i>, page 162.

Options	Price	Required to Specify
Surface Materials <ul style="list-style-type: none"> • Paint price group 1 and 2 • Paint price group 3 	No cost +\$61	Specify paint color number. Specify paint color number.

Specification Information				
• Dimensions			• Style	• Base
D	W	H	Number	Price

Arch Mount

5 ¹ / ₈ "	4"	60"	TS2ARCHBH	\$268
:	:	:	:	:

Wall Mount

5 ¹ / ₈ "	4"	60"	TS2WALLBH	\$268
:	:	:	:	:

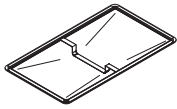
Markerboards



Standard Includes	Required to Specify
<ul style="list-style-type: none"> ▶ Need help? See <i>Turnstone Specification Guide</i> for product details. • Magnetic markerboard: 6650 Sodium 	Style number

Specification Information			
• Dimensions		• Style	• Price
W	H	Number	Price
14"	6 ⁷ / ₈ "	TS2MB14	\$102
30"	6"	TS2MB30	\$123
:	:	:	:

Canopy



Tip: Canopy requires tall arch.

Tip: Two canopies cannot be used side-by-side on the 48"W Bivi tables.

Standard Includes		Required to Specify
<ul style="list-style-type: none"> ▶ Need help? See <i>Turnstone Specification Guide</i> for product details. 	<ul style="list-style-type: none"> • Aluminum frame and mounting hardware • White fabric: 5VD0 Bivi Canopy Fabric 	Style number

Specification Information				
Dimensions			Style Number	Price
D	W	H		
32 ¹ / ₂ "	57 ³ / ₄ "	4 ⁷ / ₈ "	TS2ARCHC	\$456

Board Rack



Standard Includes		Required to Specify
<ul style="list-style-type: none"> ▶ Need help? See <i>Turnstone Specification Guide</i> for product details. 	<ul style="list-style-type: none"> • Board rack: paint price group 1 or 2 	<ul style="list-style-type: none"> 1 Style number 2 Paint color number for board rack: <ul style="list-style-type: none"> 4140 Arctic White Gloss 4799 Platinum Metallic 7246 Midnight Metallic

Specification Information				
Dimensions			Style Number	Price
D	W	H		
9"	17 ¹ / ₂ "	23 ¹ / ₄ "	TS2ARCHBR	\$456

Arches and Arch Accessories, continued

SIN 711.2

Holder



Standard Includes	Required to Specify
<ul style="list-style-type: none"> ▶ Need help? See <i>Turnstone Specification Guide</i> for product details. • Holder: paint price group 1 or 2 	<ul style="list-style-type: none"> 1 Style number 2 Paint color number for holder 3 Options, if selected (see below) ▶ See <i>Surface Materials</i>, page 162.

Options	Price	Required to Specify
<ul style="list-style-type: none"> • Paint price group 1 and 2 • Paint price group 3 	No cost +\$42	Specify paint color number. Specify paint color number.

Specification Information				
• Dimensions			• Style	• Base
D	W	H	Number	Price
3"	26 ⁷ / ₈ "	3"	TS2HOLDER	\$185

Planter



Standard Includes	Required to Specify
<ul style="list-style-type: none"> ▶ Need help? See <i>Turnstone Specification Guide</i> for product details. • Planter: black 	Style number

Specification Information				
• Dimensions			• Style	• Price
D	W	H	Number	Price
2 ⁷ / ₈ "	26 ³ / ₄ "	2 ⁷ / ₈ "	TS2PLANTER	\$83

High Sit Bracket with Modesty Panel



Standard Includes	Required to Specify
<ul style="list-style-type: none"> ▶ Need help? See <i>Turnstone Specification Guide</i> for product details. • High sit bracket with modesty panel • 48"W or 60"W • Modesty panel fabric: fabric price group 1 • Bracket: paint price group 1 or 2 • Ships ready to assemble 	<ul style="list-style-type: none"> 1 Style number 2 Width (see below under Required Selections) 3 Fabric number for modesty panel 4 Paint color number for bracket 5 Options, if selected (see below) ▶ See <i>Surface Materials</i>, page 162.

Width	Required Selections	Price	Required to Specify
	<ul style="list-style-type: none"> • 48" • 60" 	<ul style="list-style-type: none"> Prices below Prices below 	<ul style="list-style-type: none"> Specify <i>with 48"</i>. Specify <i>with 60"</i>.

Surface Materials	Options	Price	Required to Specify
	<p>Upholstery</p> <ul style="list-style-type: none"> • Fabric price group 1 • Fabric price group 2 • Fabric price group 3 • Customer's Own Material 	<ul style="list-style-type: none"> No cost +\$ 72 +\$100 +\$ 34 	<ul style="list-style-type: none"> Specify fabric color number. Specify fabric color number. Specify fabric color number. ▶ See <i>Surface Materials Reference Manual</i>.
	<p>Bracket paint</p> <ul style="list-style-type: none"> • Paint price group 1 and 2 • Paint price group 3 	<ul style="list-style-type: none"> No cost +\$ 15 	<ul style="list-style-type: none"> Specify paint color number. Specify paint color number.

Specification Information		
Style Number	Base Prices	
	48"W	60"W
TS8HSM	\$593	\$633

SIN 711.2

Arch Infill



Upper

Lower

Standard Includes	Required to Specify
-------------------	---------------------

<ul style="list-style-type: none"> ▶ Need help? See <i>Turnstone Specification Guide</i> for product details. 	<ul style="list-style-type: none"> • Arch infill fabric: fabric price group 1 • Bracket: paint price group 1 or 2 • Ships ready to assemble 	<ol style="list-style-type: none"> 1 Style number 2 Arch infill type (see below under Required Selections) 3 Fabric number for arch infill 4 Paint color number for bracket 5 Options, if selected (see below) <p>▶ See <i>Surface Materials</i>, page 162.</p>
--	--	--

Required Selections	Price	Required to Specify
---------------------	-------	---------------------

Arch Infill Type	<ul style="list-style-type: none"> • Lower • Upper 	<p>Prices below</p> <p>Prices below</p> <p>Specify <i>with lower</i>.</p> <p>Specify <i>with upper</i>.</p>
-------------------------	--	---

Options	Price	Required to Specify
---------	-------	---------------------

Surface Materials	<p>Upholstery</p> <ul style="list-style-type: none"> • Fabric price group 1 • Fabric price group 2 • Fabric price group 3 • Customer's Own Material 	<p>No cost</p> <p>+\$38</p> <p>+\$53</p> <p>+\$34</p> <p>Specify fabric color number.</p> <p>Specify fabric color number.</p> <p>Specify fabric color number.</p> <p>▶ See <i>Surface Materials Reference Manual</i>.</p>
	<p>Bracket paint</p> <ul style="list-style-type: none"> • Paint price group 1 and 2 • Paint price group 3 	<p>No cost</p> <p>+\$15</p> <p>Specify paint color number.</p> <p>Specify paint color number.</p>

Specification Information		
Style Number	Base Prices	
	Lower	Upper

• Style Number	• Base Prices	• Lower	• Upper
•	•	•	•
•	•	•	•
•	•	•	•
TS8ARCHFILL	\$252	\$282	
•	•	•	

SIN 711.2

Plug and Play Power Strips, One Circuit

Tip: The plug and play power strips USB option provides three simplex receptacles and one USB port with two USB plugs per strip. The USB option is always located in the fourth port location.

Tip: Plug and play power strips are a UL recognized powered table system component per UL962.

Standard Includes		Required to Specify
<ul style="list-style-type: none"> Need help? See <i>Turnstone Specification Guide</i> for product details. 	<ul style="list-style-type: none"> Power strip: paint price group 1 or 2 12-amp system rating 15-amp power cord with 15-amp over-current protection 10' long cord with wall plug 5' cord length between power strips 	<ul style="list-style-type: none"> 1 Style number 2 Paint color number for power strip 3 Power strip (see below under Required Selections) 4 Options, if selected (see below) ▶ See <i>Surface Materials</i>, page 162.

Required Selections	Price	Required to Specify
Power Strips	Package of one plug and play power strip	
<ul style="list-style-type: none"> 1 pack: 4 power 1 pack: 3 power and 1 USB 	<ul style="list-style-type: none"> No cost +\$ 55 	<ul style="list-style-type: none"> Specify with 4 power. Specify with 3 power/1 USB.
	Package of two plug and play power strips	
<ul style="list-style-type: none"> 2 pack: 4 power 2 pack: 3 power and 1 USB 	<ul style="list-style-type: none"> No cost +\$110 	<ul style="list-style-type: none"> Specify with 8 power. Specify with 6 power/2 USB.
	Package of four plug and play power strips	
<ul style="list-style-type: none"> 4 pack: 4 power 4 pack: 3 power and 1 USB 	<ul style="list-style-type: none"> No cost +\$220 	<ul style="list-style-type: none"> Specify with 16 power. Specify with 12 power/4 USB.

Options	Price	Required to Specify	
Surface Materials	<ul style="list-style-type: none"> Paint price group 1 and 2 Paint price group 3 	<ul style="list-style-type: none"> No cost +\$ 15 	<ul style="list-style-type: none"> Specify paint color number. Specify paint color number.

Specification Information

Total Receptacles	Style Number	Base Price
-------------------	--------------	------------

Package of One

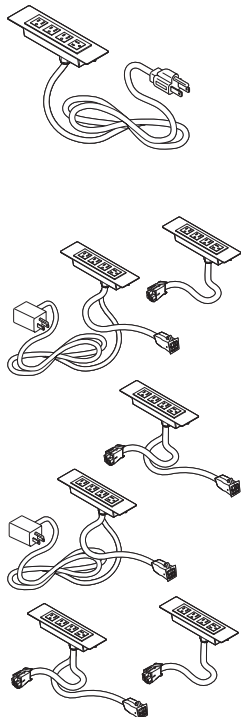
4	TS8PS1PK	\$220
:	:	:

Package of Two

8	TS8PS2PK	\$413
:	:	:

Package of Four

16	TS8PS4PK	\$761
:	:	:



SIN 711.2

Accessory Power - Rectangular



Tip: Rectangular power strip with clamp-on mount works on worksurfaces that range from 1/2" to 2 1/2" thick.

Standard Includes	Required to Specify
-------------------	---------------------

- | | | |
|--|--|--|
| <ul style="list-style-type: none"> ▶ Need help? See <i>Turnstone Specification Guide</i> for product details. | <ul style="list-style-type: none"> • Rectangular shaped power and USB strip | <ul style="list-style-type: none"> 1 Style number 2 Cord length (see below under Required Selections) 3 Mount type (see below under Required Selections) 4 Power/USB/data schematics (see below under Required Selections) |
|--|--|--|

Required Selections	Price	Required to Specify
---------------------	-------	---------------------

Cord Length	<ul style="list-style-type: none"> • 6' cord • 10' cord 	<ul style="list-style-type: none"> No cost +\$ 30 	<ul style="list-style-type: none"> Specify with 6' cord length. Specify with 10' cord length.
Mount Type	<ul style="list-style-type: none"> • Freestanding mount • Clamp-on mount 	<ul style="list-style-type: none"> No cost +\$ 20 	<ul style="list-style-type: none"> Specify with freestanding mount. Specify with clamp-on mount.
Freestanding Mount Power /USB/Data Schematics	<ul style="list-style-type: none"> • 4 power • 3 power/1 USB • 1 USB/2 power/1 open data • 1 USB/2 power/1 USB 	<ul style="list-style-type: none"> No cost +\$ 55 +\$ 55 +\$110 	<ul style="list-style-type: none"> Specify with 4 power. Specify with 3 power/1 USB. Specify with 1 USB/2 power/1 open data. Specify with 1 USB/2 power/1 USB.
Clamp-On Mount Power/USB/Data Schematics	<ul style="list-style-type: none"> • 4 power • 1 open data/2 power/1 open data • 3 power/1 USB • 1 USB/2 power/1 open data • 1 USB/2 power/1 USB 	<ul style="list-style-type: none"> No cost No cost +\$ 55 +\$ 55 +\$110 	<ul style="list-style-type: none"> Specify with 4 power. Specify with 1 open data/2 power/1 open data. Specify with 3 power/1 USB. Specify with 1 USB/2 power/1 open data. Specify with 1 USB/2 power/1 USB.

Specification Information	
---------------------------	--

<ul style="list-style-type: none"> • Style Number 	<ul style="list-style-type: none"> • Base Price
<ul style="list-style-type: none"> • TS8PAREC 	<ul style="list-style-type: none"> • \$352

Accessory Power - Pyramid



Standard Includes		Required to Specify
<p>▶ Need help? See <i>Turnstone Specification Guide</i> for product details.</p>	<ul style="list-style-type: none"> Freestanding pyramid shaped power and USB 	<ol style="list-style-type: none"> Style number Cord length (see below under Required Selections) Power/USB/data schematics (see below under Required Selections)

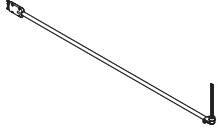
	Required Selections	Price	Required to Specify
Cord Length	<ul style="list-style-type: none"> 6' cord 10' cord 	No cost +\$30	Specify with 6' cord length. Specify with 10' cord length.
Power/ USB/Data Schematics	<ul style="list-style-type: none"> 4 power 1 power/1 USB/1 power/1 blank 	No cost +\$55	Specify with 4 power. Specify with 1 power/1 USB/1 power/1 blank.

Specification Information	
Style Number	Base Price
TS8PAPYR	\$295
.	.

Electrical Components, Two Circuit

SIN 711.2

Hardwire-to-Modular Power Infeed, Two Circuit

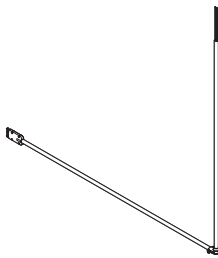


Standard Includes	Required to Specify
<ul style="list-style-type: none"> ▶ Need help? See <i>Turnstone Specification Guide</i> for product details. • 2-circuit hardwired base power-in, 3/8" diameter flexible galvanized steel conduit, liquid tight conduit outside of table trough • Modular connection for 2-circuit powerways • In-line connector 	<ul style="list-style-type: none"> 1 Style number 2 Infeed length (see below under Required Selections)

Required Selections	Price	Required to Specify
Infeed Length		
• 6'	No cost	Specify <i>with 6'</i> .
• 12'	+\$40	Specify <i>with 12'</i> .
• 24'	+\$80	Specify <i>with 24'</i> .

Specification Information	
• Style Number	• Base Price
TS8PBT2	\$124
•	•

Hardwire-to-Modular Power Infeed, San Francisco



Standard Includes	Required to Specify
<ul style="list-style-type: none"> ▶ Need help? See <i>Turnstone Specification Guide</i> for product details. • 2-circuit hardwire-to-modular base power-in, 3/8" diameter flexible galvanized steel conduit, liquid tight conduit outside of cable trough • Modular connection for 2-circuit powerways • In-line connector to allow connection at middle of run • San Francisco hardwired base power-in, 3/8" diameter flexible galvanized steel conduit, liquid tight conduit outside of cable trough 	<ul style="list-style-type: none"> Style number

Specification Information	
• Style Number	• Price
TS2PBT2SF	\$156
•	•

Modular and Hardwire Powerways, Two Circuit

Tip: The modular powerway USB option provides three simplex receptacles and one USB port with two USB plugs per strip.

Tip: The USB option is always located in the fourth port location and has two USB ports.

Tip: 48"W Bivi tables only allow for one modular powerway, TS8P260, or one Chicago hardwired powerway per trough. Each powerway comes with two strips for a total of eight simplex receptacles.

Standard Includes	Required to Specify
<ul style="list-style-type: none"> ▶ Need help? See <i>Turnstone Specification Guide</i> for product details. • 60" power with total eight simplex receptacles; if selected: paint price group 1 or 2 • 2-circuit powerway • 60" powerway for 2-circuit with one line 1 and one line 2 receptacles • Chicago hardwired junction boxes with eight total simplex receptacles if selected: 6000 Black plastic • Shipped ready to install 	<ul style="list-style-type: none"> 1 Style number 2 Infeed length (see below under Required Selections) 3 Paint color number for powerway 4 Options, if selected (see below) ▶ See <i>Surface Materials</i>, page 162.

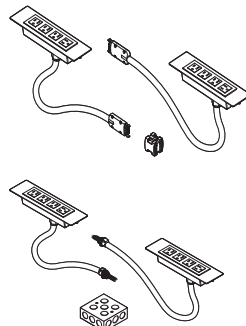
Required Selections	Price	Required to Specify
Infeed Length Package of two plug and play power strips		
• 2 pack: 8 power	No cost	Specify with 8 power.
• 2 pack: 6 power and 2 USB	+\$110	Specify with 6 power/2 USB.

Options	Price	Required to Specify
Surface Materials		
• Paint price group 1 and 2	No cost	Specify paint color number.
• Paint price group 3	+\$ 15	Specify paint color number.

Specification Information	
• Style Number	• Base Price
:	:
:	:

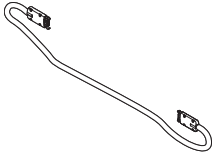
Modular Powerway, Two Circuit- Line 1 and Line 2	
TS8P260	\$480
:	:

Hardwired Powerway, Chicago, Two Circuit- Line 1 and Line 2	
TS8P2CHI	\$480
:	:



SIN 711.2

Modular Harness, Two Circuit



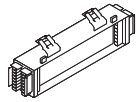
Standard Includes		Required to Specify
<ul style="list-style-type: none"> ▶ Need help? See <i>Turnstone Specification Guide</i> for product details. 	<ul style="list-style-type: none"> • Modular harness 	<ul style="list-style-type: none"> 1 Style number 2 Infeed length (see below under Required Selections)

Required Selections	Price	Required to Specify
Infeed Length		
<ul style="list-style-type: none"> • 72" • 132" • 138" 	<ul style="list-style-type: none"> No cost +\$62 +\$62 	<ul style="list-style-type: none"> Specify <i>with 72"</i>. Specify <i>with 132"</i>. Specify <i>with 138"</i>.

Specification Information	
Style Number	Base Price
TS8P2H	\$74
.	.
.	.

SIN 711.2

Modular Power Block - Standard Capacity



Standard Includes		Required to Specify
<ul style="list-style-type: none"> ▶ Need help? See <i>Turnstone Specification Guide</i> for product details. 	<ul style="list-style-type: none"> • Non-PVC power block 	<ul style="list-style-type: none"> 1 Style number 2 Wiring schematics (see below under Required Selections)

Required Selections	Price	Required to Specify
Wiring <ul style="list-style-type: none"> • 3+1 	No cost	Specify with 3+1.
Schematics <ul style="list-style-type: none"> • 2+2 • 3SN 	No cost	Specify with 2+2. Specify with 3SN.

Specification Information	
• Style Number	• Price
.....
.....
TS8PBS	\$206
.....

Power Block

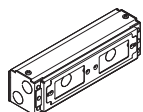


Standard Includes		Required to Specify
<ul style="list-style-type: none"> ▶ Need help? See <i>Turnstone Specification Guide</i> for product details. 	<ul style="list-style-type: none"> • Non-PVC, four circuit power block 	<ul style="list-style-type: none"> 1 Style number 2 Wiring schematics (see below under Required Selections)

Required Selections	Price	Required to Specify
Wiring <ul style="list-style-type: none"> • 3+1 	No cost	Specify with 3+1.
Schematics <ul style="list-style-type: none"> • 2+2 • 3SN 	No cost	Specify with 2+2. Specify with 3SN.

Specification Information	
• Style Number	• Price
.....
.....
TS8PHBC	\$39
.....

Chicago Hardwire Box



Standard Includes		Required to Specify
<ul style="list-style-type: none"> ▶ Need help? See <i>Turnstone Specification Guide</i> for product details. 	<ul style="list-style-type: none"> • Hardwire box: black 	<ul style="list-style-type: none"> Style number

Specification Information	
• Style Number	• Price
.....
.....
TS8P4CHI	\$304
.....

SIN 711.2

Duplex Receptacle



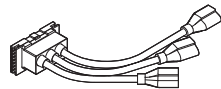
Standard Includes	Required to Specify
<ul style="list-style-type: none"> ▶ Need help? See <i>Turnstone Specification Guide</i> for product details. • 15-amp, system standard ground duplex receptacle: plastic 	<ol style="list-style-type: none"> 1 Style number 2 Plastic color number for receptacle: <ul style="list-style-type: none"> 6000 Black 6009 Arctic White 6249 Platinum Solid 6651 Tungsten 6652 Titanium 6654 Sand 6697 Fog 6B03 Red 3 Wiring schematics (see below under Required Selections) 4 Amperage (see below under Required Selections) 5 Ground type (see below under Required Selections) 6 Options, if selected (see below)

	Required Selections	Price	Required to Specify
Wiring Schematics	3+1		
	• Line 1	No cost	Specify with 3+1, Line 1.
	• Line 2	No cost	Specify with 3+1, Line 2.
	• Line 3	No cost	Specify with 3+1, Line 3.
	• Line 4	No cost	Specify with 3+1, Line 4.
	2+2		
	• Line 1	No cost	Specify with 2+2, Line 1.
	• Line 2	No cost	Specify with 2+2, Line 2.
	• Line 3	No cost	Specify with 2+2, Line 3.
	• Line 4	No cost	Specify with 2+2, Line 4.
	3SN		
	• Line 1	No cost	Specify with 3SN, Line 1.
• Line 2	No cost	Specify with 3SN, Line 2.	
• Line 3	No cost	Specify with 3SN, Line 3.	
• Line 4	No cost	Specify with 3SN, Line 4.	
Amperage	• 15-amp	No cost	Specify with 15-amp.
	• 20-amp	+\$27	Specify with 20-amp.
Ground Type	• System	No cost	Specify with system ground.
	• Isolated	+\$15	Specify with isolated ground.

	Options	Price	Required to Specify
Controlled Stamp	• No stamp	No cost	Specify with no stamp.
	• Controlled stamp	+\$ 3	Specify with controlled stamp.

Specification Information	
Style Number	Base Price
TS8PRD	\$39
:	:

Flexible Receptacle



Standard Includes		Required to Specify
<p>▶ Need help? See <i>Turnstone Specification Guide</i> for product details.</p>	<ul style="list-style-type: none"> • 15-amp, system standard ground duplex receptacle: black 	<ol style="list-style-type: none"> 1 Style number 2 Wiring schematics (see below under Required Selections) 3 Ground type (see below under Required Selections)

	Required Selections	Price	Required to Specify
Wiring Schematics	3+1		
	• Line 1	No cost	Specify with 3+1, Line 1.
	• Line 2	No cost	Specify with 3+1, Line 2.
	• Line 3	No cost	Specify with 3+1, Line 3.
	• Line 4	No cost	Specify with 3+1, Line 4.
	2+2		
	• Line 1	No cost	Specify with 2+2, Line 1.
	• Line 2	No cost	Specify with 2+2, Line 2.
	• Line 3	No cost	Specify with 2+2, Line 3.
	• Line 4	No cost	Specify with 2+2, Line 4.
	3SN		
	• Line 1	No cost	Specify with 3SN, Line 1.
	• Line 2	No cost	Specify with 3SN, Line 2.
• Line 3	No cost	Specify with 3SN, Line 3.	
• Line 4	No cost	Specify with 3SN, Line 4.	
Ground Type	• System	No cost	Specify with <i>system ground</i> .
	• Isolated	+\$15	Specify with <i>isolated ground</i> .

Specification Information	
Style Number	Base Price
TS8PFR	\$108

SIN 711.2

USB Receptacle



Standard Includes	Required to Specify
-------------------	---------------------

<ul style="list-style-type: none"> ▶ Need help? See <i>Turnstone Specification Guide</i> for product details. 	<ul style="list-style-type: none"> • 15-amp, system ground USB receptacle: plastic 	<ul style="list-style-type: none"> 1 Style number 2 Plastic color number for USB receptacle: <ul style="list-style-type: none"> 6000 Black 6009 Arctic White 6249 Platinum Solid 6651 Tungsten 6652 Titanium 6654 Sand 6697 Fog 6B03 Red 3 Wiring schematics (see below under Required Selections)
--	---	--

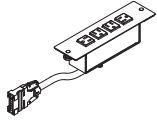
Wiring Schematics	Required Selections	Price	Required to Specify
-------------------	---------------------	-------	---------------------

Wiring Schematics	3+1		
	• Line 1	No cost	Specify with 3+1, Line 1.
	• Line 2	No cost	Specify with 3+1, Line 2.
	• Line 3	No cost	Specify with 3+1, Line 3.
	• Line 4	No cost	Specify with 3+1, Line 4.
	2+2		
	• Line 1	No cost	Specify with 2+2, Line 1.
	• Line 2	No cost	Specify with 2+2, Line 2.
	• Line 3	No cost	Specify with 2+2, Line 3.
	• Line 4	No cost	Specify with 2+2, Line 4.
	3SN		
	• Line 1	No cost	Specify with 3SN, Line 1.
	• Line 2	No cost	Specify with 3SN, Line 2.
• Line 3	No cost	Specify with 3SN, Line 3.	
• Line 4	No cost	Specify with 3SN, Line 4.	

Specification Information	
---------------------------	--

Style Number	Price
TS8PUSB	\$94

Modular Power, Four Circuit



Standard Includes	Required to Specify
<ul style="list-style-type: none"> ▶ Need help? See <i>Turnstone Specification Guide</i> for product details. • Single, four circuit powerway: paint price group 1 or 2 • USB and power options 	<ol style="list-style-type: none"> 1 Style number 2 Paint color number for powerway 3 Wiring schematics (see below under Required Selections) 4 USB and power options (see below under Required Selections) 5 Ground type (see below under Required Selections) 6 Options, if selected (see below) <ul style="list-style-type: none"> ▶ See <i>Surface Materials</i>, page 162.

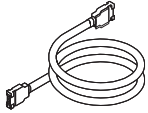
	Required Selections	Price	Required to Specify
Wiring Schematics	3+1		
	• Line 1	No cost	Specify with 3+1, Line 1.
	• Line 2	No cost	Specify with 3+1, Line 2.
	• Line 3	No cost	Specify with 3+1, Line 3.
	• Line 4	No cost	Specify with 3+1, Line 4.
	2+2		
	• Line 1	No cost	Specify with 2+2, Line 1.
	• Line 2	No cost	Specify with 2+2, Line 2.
	• Line 3	No cost	Specify with 2+2, Line 3.
	• Line 4	No cost	Specify with 2+2, Line 4.
	3SN		
	• Line 1	No cost	Specify with 3SN, Line 1.
	• Line 2	No cost	Specify with 3SN, Line 2.
• Line 3	No cost	Specify with 3SN, Line 3.	
• Line 4	No cost	Specify with 3SN, Line 4.	
USB and Power Options	• 4 power	No cost	Specify with 4 power.
	• 3 power/1 USB	+\$55	Specify with 3 power/1 USB.
Ground Type	• System	No cost	Specify with system ground.
	• Isolated	+\$15	Specify with isolated ground.

	Options	Price	Required to Specify
Surface Materials	• Paint price group 1 and 2	No cost	Specify paint color number.
	• Paint price group 3	+\$15	Specify paint color number.

Specification Information	
Style Number	Base Price
TS8P4QUAD	\$265
:	:

SIN 711.2

Modular Harness, Four Circuit

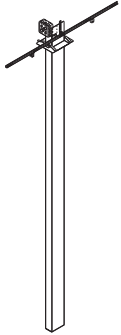


Standard Includes	Required to Specify
<ul style="list-style-type: none"> ▶ Need help? See <i>Turnstone Specification Guide</i> for product details. • Non-PVC modular harness 	<ol style="list-style-type: none"> 1 Style number 2 Length (see below under Required Selections) 3 Wiring schematics (see below under Required Selections) 4 PVC (see below under Required Selections)

		Required Selections	Price	Required to Specify
Length	• 42"		No cost	Specify with 42".
	• 45"		+\$ 15	Specify with 45".
	• 48"		+\$ 15	Specify with 48".
	• 51"		+\$ 15	Specify with 51".
	• 54"		+\$ 15	Specify with 54".
	• 57"		+\$ 15	Specify with 57".
	• 60"		+\$ 38	Specify with 60".
	• 63"		+\$ 38	Specify with 63".
	• 67"		+\$ 38	Specify with 67".
	• 72"		+\$ 70	Specify with 72".
	• 101"		+\$ 70	Specify with 101".
	• 107"		+\$ 70	Specify with 107".
	• 111"		+\$ 80	Specify with 111".
	• 115"		+\$ 80	Specify with 115".
	• 118"		+\$ 80	Specify with 118".
	• 121"		+\$ 80	Specify with 121".
	• 124"		+\$ 80	Specify with 124".
• 127"		+\$ 80	Specify with 127".	
• 144"		+\$105	Specify with 144".	
• 288"		+\$210	Specify with 288".	
Wiring Schematics	• 3+1		No cost	Specify with 3+1.
	• 2+2		No cost	Specify with 2+2.
	• 3SN		No cost	Specify with 3SN.
PVC	• Non-PVC		No cost	Specify with non PVC.
	• PVC		-\$ 10	Specify with PVC.

Specification Information	
• Style Number	• Base Price
TS8P4H	\$135
:	:

Utility Pole

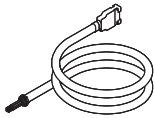


Tip: Utility pole reaches a maximum ceiling height of 10'.

Standard Includes		Required to Specify
<ul style="list-style-type: none"> ▶ Need help? See <i>Turnstone Specification Guide</i> for product details. 	<ul style="list-style-type: none"> • Pole: 8043 Anodized Aluminum • Ceiling kit • Mounting brackets 	Style number

Specification Information			
Dimensions		Style Number	Price
D	W		
3"	6"	TS8PUP	\$810

Power Infeed, Hardwire-to-Modular, Four Circuit



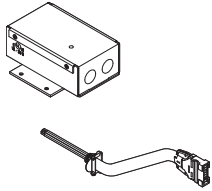
Standard Includes		Required to Specify
<ul style="list-style-type: none"> ▶ Need help? See <i>Turnstone Specification Guide</i> for product details. 	<ul style="list-style-type: none"> • Non-PVC, modular harness • Straight/flush junction box faceplate 	<ol style="list-style-type: none"> 1 Style number 2 Wiring schematics (see below under Required Selections) 3 Length (see below under Required Selections) 4 PVC (see below under Required Selections)

	Required Selections	Price	Required to Specify
Wiring Schematics	<ul style="list-style-type: none"> • 3+1 • 2+2 • 3SN 	No cost No cost No cost	Specify with 3+1. Specify with 2+2. Specify with 3SN.
Length	<ul style="list-style-type: none"> • 6' • 12' • 24' 	No cost +\$ 65 +\$195	Specify with 6'. Specify with 12'. Specify with 24'.
PVC	<ul style="list-style-type: none"> • Non-PVC • PVC 	No cost -\$ 10	Specify with non PVC. Specify with PVC.

Specification Information	
Style Number	Base Price
TS8P4IFH	\$224

SIN 711.2

Power Infeed, New York, Four Circuit



Standard Includes		Required to Specify	
-------------------	--	---------------------	--

- | | | | |
|--|--|--|--|
| <ul style="list-style-type: none"> ▶ Need help? See <i>Turnstone Specification Guide</i> for product details. | <ul style="list-style-type: none"> • 50" non-PVC infeed harness • Junction box • Strain relief brackets | <ul style="list-style-type: none"> 1 Style number 2 Wiring schematics (see below under Required Selections) 3 PVC (see below under Required Selections) | |
|--|--|--|--|

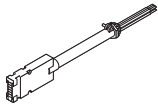
Required Selections		Price	Required to Specify
---------------------	--	-------	---------------------

- | | | | |
|--|--|---|---|
| Wiring Schematics <ul style="list-style-type: none"> • 3+1 • 2+2 • 3SN | <ul style="list-style-type: none"> • Non-PVC • PVC | <ul style="list-style-type: none"> No cost No cost No cost | <ul style="list-style-type: none"> Specify with 3+1. Specify with 2+2. Specify with 3SN. |
| | | <ul style="list-style-type: none"> No cost -\$10 | <ul style="list-style-type: none"> Specify with non PVC. Specify with PVC. |

Specification Information

Style Number	Base Price
TS8P4IFNY	\$228

Power Infeed, San Francisco, Four Circuit



Standard Includes		Required to Specify	
-------------------	--	---------------------	--

- | | | | |
|--|--|--|--|
| <ul style="list-style-type: none"> ▶ Need help? See <i>Turnstone Specification Guide</i> for product details. | <ul style="list-style-type: none"> • Non-PVC infeed harness, 144"L • Straight/flush junction box faceplate | <ul style="list-style-type: none"> 1 Style number 2 Wiring schematic (see below under Required Selections) | |
|--|--|--|--|

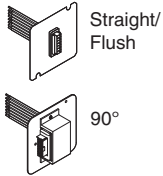
Required Selections		Price	Required to Specify
---------------------	--	-------	---------------------

- | | | | |
|--|---|---|--|
| Wiring Schematics <ul style="list-style-type: none"> • 3+1 • 2+2 • 3SN | <ul style="list-style-type: none"> No cost No cost No cost | <ul style="list-style-type: none"> Specify with 3+1. Specify with 2+2. Specify with 3SN. | |
|--|---|---|--|

Specification Information

Style Number	Price
TS8P4IFSF	\$365

Modular Junction Box Faceplate, Four Circuit



Standard Includes		Required to Specify
<ul style="list-style-type: none"> Need help? See <i>Turnstone Specification Guide</i> for product details. 	<ul style="list-style-type: none"> Junction box faceplate 	<ol style="list-style-type: none"> Style number Wiring schematics (see below under Required Selections) Faceplate (see below under Required Selections) PVC (see below under Required Selections)

	Required Selections	Price	Required to Specify
Wiring Schematics	<ul style="list-style-type: none"> 3+1 2+2 3SN 	<ul style="list-style-type: none"> No cost No cost No cost 	<ul style="list-style-type: none"> Specify with 3+1. Specify with 2+2. Specify with 3SN.
Faceplate	<ul style="list-style-type: none"> Straight 90° box faceplate 	<ul style="list-style-type: none"> No cost +\$44 	<ul style="list-style-type: none"> Specify with straight faceplate. Specify with 90° box faceplate.
PVC	<ul style="list-style-type: none"> Non-PVC PVC 	<ul style="list-style-type: none"> No cost -\$10 	<ul style="list-style-type: none"> Specify with non PVC. Specify with PVC.

Specification Information	
Style Number	Base Price
TS8PJFM	\$80

Power Infeed Cover



Standard Includes		Required to Specify
<ul style="list-style-type: none"> Need help? See <i>Turnstone Specification Guide</i> for product details. 	<ul style="list-style-type: none"> Power infeed cover: painted steel, price group 1 or 2 	<ol style="list-style-type: none"> Style number Paint color number for power infeed cover Options, if selected (see below) <ul style="list-style-type: none"> See <i>Surface Materials</i>, page 162.

	Options	Price	Required to Specify
Surface Materials	<ul style="list-style-type: none"> Paint price group 1 and 2 Paint price group 3 	<ul style="list-style-type: none"> No cost +\$42 	<ul style="list-style-type: none"> Specify paint color number. Specify paint color number.

Specification Information	
Style Number	Base Price
TS8PICVR	\$191

SIN 711.2

Bezel Receptacle Cover

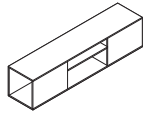


Standard Includes		Required to Specify
<ul style="list-style-type: none"> ▶ Need help? See <i>Turnstone Specification Guide</i> for product details. 	<ul style="list-style-type: none"> • Bezel receptacle cover: plastic 	<ul style="list-style-type: none"> 1 Style number 2 Plastic color number for bezel receptacle cover ▶ See <i>Surface Materials</i>, page 162.

Specification Information	
• Style Number	• Price
TS8PRCVR	\$10
•	•

SIN 711.2

Trunk



Tip: Trunk cannot be used on a Bivi table for one.

Tip: Order trunk with table frame attachment bracket to install at the end of a Bivi table for two.

Tip: Order trunk with free-standing leg for a freestanding trunk.

Standard Includes	Required to Specify
-------------------	---------------------

<ul style="list-style-type: none"> ▶ Need help? See <i>Turnstone Specification Guide</i> for product details. • Trunk top: Low-Pressure Laminate • Case: paint price group 1 or 2 • Attachment hardware • Ships assembled 	<ol style="list-style-type: none"> 1 Style number 2 Low-Pressure Laminate color number for trunk top 3 Paint color number for case 4 Options, if selected (see below) <p>▶ See <i>Surface Materials</i>, page 162.</p>
--	--

Options	Price	Required to Specify
---------	-------	---------------------

Surface Materials	High-Pressure Laminate trunk top	
	• High-Pressure Laminate	+ \$ 55
	• Open Line laminate	+ \$ 65 plus cost of laminate
	Wood veneer trunk top	
	• Wood veneer	+ \$250
	• Premium wood 2	+ \$297
	• Premium wood 3	+ \$395
	• Customiz stain	No cost
	• Full-fill finish	+ \$297
	Case paint	
	• Paint price group 1 and 2	No cost
	• Paint price group 3	+ \$ 61
	• Lux Coatings	+ \$298
	Table frame attachment bracket paint	
	• Paint price group 1 and 2	No cost
	• Paint price group 3	+ \$ 42
	Freestanding leg paint	
	• Paint price group 1 and 2	No cost
	• Paint price group 3	+ \$ 52
	• Lux Coatings	+ \$119
Supports	• No support	No cost
	• Table frame attachment bracket	+ \$125
	• Freestanding leg	+ \$385

Specification Information				
Dimensions			Style	Base
D	W	H	Number	Price

14"	60"	16"	TS8TRUNK	\$825
-----	-----	-----	-----------------	-------

Storage, continued

SIN 711.2

Trunk Supports

Standard Includes		Required to Specify
<ul style="list-style-type: none"> ▶ Need help? See <i>Turnstone Specification Guide</i> for product details. 	<ul style="list-style-type: none"> Freestanding legs for trunk, if selected: paint price group 1 or 2 Table frame attachment brackets, if selected: paint price group 1 or 2 Leveling glides Ships ready to assemble 	<ul style="list-style-type: none"> 1 Style number 2 Paint color number for supports 3 Options, if selected (see below) ▶ See <i>Surface Materials</i>, page 162.

Options	Price	Required to Specify
Surface Materials <ul style="list-style-type: none"> Paint price group 1 and 2 Paint price group 3 Lux Coatings 	Brackets No cost +\$42 N.A. Legs No cost +\$ 52 +\$119	Specify paint color number. Specify paint color number. Specify Lux Coatings color number.

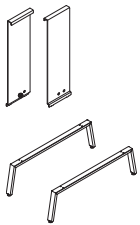
Specification Information				
Dimensions			Style	Base
D	W	H	Number	Price

Table Frame Attachment Brackets

1/2"	5"	16 1/2"	TS8STEHTA	\$125
------	----	---------	-----------	-------

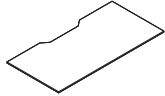
Freestanding Legs for Trunk

2"	42 1/4"	11 1/2"	TS8STEHL2	\$385
----	---------	---------	-----------	-------



SIN 711.2

Table Top



Standard Includes		Required to Specify
<ul style="list-style-type: none"> ▶ Need help? See <i>Turnstone Specification Guide</i> for product details. 	<ul style="list-style-type: none"> • 1/2"-thick table top: Low-Pressure Laminate • 3 mm plastic edge band on front and 1 mm on back and sides: default color to match laminate • Mounting bracket: paint price group 1 or 2 • Width: 48" or 60" • Ships ready to assemble 	<ol style="list-style-type: none"> 1 Style number 2 Table width (see below under Required Selections) 3 Low-Pressure Laminate color number for table top 4 Paint for mounting bracket 5 Options, if selected (see below) <p>▶ See <i>Surface Materials</i>, page 162.</p>

Required Selections	Price	Required to Specify
Width		
• 48"W	Prices below	Specify <i>with 48"W</i> .
• 60"W	Prices below	Specify <i>with 60"W</i> .

Options	Price	Required to Specify
Surface Materials	48" 60"	
• High-Pressure Laminate	+\$105 +\$115	Specify High-Pressure Laminate color number.
• Open Line laminate	+\$ 65 plus cost of laminate +\$ 65 plus cost of laminate	▶ See <i>Surface Materials Reference Manual</i> .
Wood veneer	48" 60"	
• Wood veneer	+\$475 +\$500	Specify wood color number.
• Premium wood 2	+\$558 +\$583	Specify Premium wood 2 finish number.
• Premium wood 3	+\$770 +\$795	Specify Premium wood 3 finish number.
• Customiz stain	No cost No cost	Specify <i>with Customiz stain</i> .
		▶ See <i>Surface Materials Reference Manual</i> .
• Full-fill finish	+\$558 +\$583	Specify full-fill finish number.
Bracket paint		
• Paint price group 1 and 2	No cost	Specify paint color number.
• Paint price group 3	+\$ 42	Specify paint color number.

Tip: Wood veneer tables have matching flat veneer profile edges.

Specification Information				
Dimensions		Style Number	Base Prices	
D	H		48"W	60"W
28 1/4"	2"	TS8RPFWS	\$644	\$664

Components and Accessories, continued

SIN 711.2

Half-Round Table Top



Tip: Half-round table top only works with a table for two at seated height.

Tip: When placed at each end of a Bivi table for two, the half-round table top makes a conference table.

Tip: Wood veneer tables have matching flat veneer profile edges.

Standard Includes	Required to Specify
<ul style="list-style-type: none"> ▶ Need help? See <i>Turnstone Specification Guide</i> for product details. • 1/2"-thick table top: Low-Pressure Laminate • 3 mm plastic edge band on front and 1 mm on back and sides: default color to match laminate • Mounting bracket: paint price group 1 or 2 • Ships ready to assemble 	<ul style="list-style-type: none"> 1 Style number 2 Low-Pressure Laminate color number for table top 3 Paint for mounting bracket 4 Options, if selected (see below) ▶ See <i>Surface Materials</i>, page 162.

Options	Price	Required to Specify
<p>Surface Materials</p> <ul style="list-style-type: none"> • High-Pressure Laminate • Open Line laminate 	<ul style="list-style-type: none"> +\$115 +\$ 65 plus cost of laminate 	<ul style="list-style-type: none"> Specify High-Pressure Laminate color number. ▶ See <i>Surface Materials Reference Manual</i>.
<p>Wood veneer</p> <ul style="list-style-type: none"> • Wood veneer • Premium wood 2 • Premium wood 3 • Customiz stain 	<ul style="list-style-type: none"> +\$500 +\$583 +\$795 No cost 	<ul style="list-style-type: none"> Specify wood color number. Specify Premium wood 2 finish number. Specify Premium wood 3 finish number. Specify <i>with Customiz stain</i>. ▶ See <i>Surface Materials Reference Manual</i>.
<ul style="list-style-type: none"> • Full-fill finish 	<ul style="list-style-type: none"> +\$583 	<ul style="list-style-type: none"> Specify full-fill finish number
<p>Bracket paint</p> <ul style="list-style-type: none"> • Paint price group 1 and 2 • Paint price group 3 	<ul style="list-style-type: none"> No cost +\$ 42 	<ul style="list-style-type: none"> Specify paint color number. Specify paint color number.

Specification Information			
• Dimensions		• Style	• Base
D	W	Number	Price
27"	60"	TS8RW	\$476
:	:	:	:

Transaction Top



Tip: Add transaction top to a standing height Bivi table for two to create a standing height conference setting.

Standard Includes	Required to Specify
<ul style="list-style-type: none"> ▶ Need help? See <i>Turnstone Specification Guide</i> for product details. • 1/2"-thick table top: Low-Pressure Laminate • 3 mm plastic edge band on front and 1 mm on back and sides: default color to match laminate • Mounting bracket: paint price group 1 or 2 • Ships ready to assemble 	<ul style="list-style-type: none"> 1 Style number 2 Low-Pressure Laminate color number for transaction top 3 Paint for mounting bracket 4 Options, if selected (see below) ▶ See <i>Surface Materials</i>, page 162.

Options	Price	Required to Specify
Surface Materials		
• High-Pressure Laminate	+\$115	Specify High-Pressure Laminate color number.
• Open Line laminate	+\$ 65 plus cost of laminate	▶ See <i>Surface Materials Reference Manual</i> .
Wood veneer		
• Wood veneer	+\$500	Specify wood color number.
• Premium wood 2	+\$583	Specify Premium wood 2 finish number.
• Premium wood 3	+\$795	Specify Premium wood 3 finish number.
• Customiz stain	No cost	Specify <i>with Customiz stain</i> .
		▶ See <i>Surface Materials Reference Manual</i> .
• Full-fill finish	+\$583	Specify full-fill finish number.
Bracket paint		
• Paint price group 1 and 2	No cost	Specify paint color number.
• Paint price group 3	+\$ 42	Specify paint color number

Specification Information			
• Dimensions		• Style	• Base
D	W	Number	Price
18"	57 ¹ / ₄ "	TS8HIGHTT	\$676

Tip: Works only at standing height.

Components and Accessories, continued

SIN 711.2

Lower Footshelf



Tip: Use with high sit/stand tables.

Tip: The first footshelf should be specified with two brackets and adjacent footshelves should be specified with one bracket, as they share the inside bracket.

Tip: When adding a footshelf to a Bivi leg that was manufactured on or before 7/17/16 (style number TS2RPBSL), an adapter bracket is required to attach the footshelf (TS8FRETROSR).

Standard Includes	Required to Specify
<ul style="list-style-type: none"> ▶ Need help? See <i>Turnstone Specification Guide</i> for product details. • Footshelf: paint price group 1 or 2 • Width: 48" or 60" • Ships ready to assemble • Bracket 	<ul style="list-style-type: none"> 1 Style number 2 Paint color number for footshelf 3 Width (see below under Required Selections) 4 Bracket count (see below under Required Selections) 5 Options, if selected (see below) ▶ See <i>Surface Materials</i>, page 162.

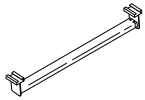
Width	Required Selections	Price	Required to Specify
	<ul style="list-style-type: none"> • 48"W • 60"W 	<ul style="list-style-type: none"> Prices below Prices below 	<ul style="list-style-type: none"> Specify with 48"W. Specify with 60"W.

Bracket Count	Required Selections	Price	Required to Specify
	<ul style="list-style-type: none"> • One bracket • Two brackets 	<ul style="list-style-type: none"> No cost +\$25 	<ul style="list-style-type: none"> Specify with 1 bracket. Specify with 2 brackets.

Surface Materials	Options	Price	Required to Specify
	<ul style="list-style-type: none"> Paint • Paint price group 1 and 2 • Paint price group 3 	<ul style="list-style-type: none"> No cost +\$52 	<ul style="list-style-type: none"> Specify paint color number. Specify paint color number.

Specification Information				
Dimensions		Style Number	Base Prices	
D	H		48"W	60"W
5 1/2"	2"	TS8FSL	\$280	\$330

Upper Footshelf



Tip: Use with high sit/stand tables.

Standard Includes	Required to Specify
-------------------	---------------------

- | | | |
|--|--|---|
| <ul style="list-style-type: none"> ▶ Need help? See <i>Turnstone Specification Guide</i> for product details. | <ul style="list-style-type: none"> • Footshelf: paint price group 1 or 2 • Width: 48" or 60" • Ships ready to assemble • Bracket | <ul style="list-style-type: none"> 1 Style number 2 Paint color number for footshelf 3 Width (see below under Required Selections) 4 Bracket count (see below under Required Selections) 5 Options, if selected (see below) ▶ See <i>Surface Materials</i>, page 162. |
|--|--|---|

Required Selections	Price	Required to Specify
---------------------	-------	---------------------

Width	<ul style="list-style-type: none"> • 48"W • 60"W 	Prices below Prices below	Specify with 48"W. Specify with 60"W.
Bracket Count	<ul style="list-style-type: none"> • One bracket • Two brackets 	No cost +\$30	Specify with 1 bracket. Specify with 2 brackets.

Tip: The first footshelf should be specified with two brackets and adjacent footshelves should be specified with one bracket, as they share the inside bracket.

Options	Price	Required to Specify
---------	-------	---------------------

Surface Materials	Paint <ul style="list-style-type: none"> • Paint price group 1 and 2 • Paint price group 3 	No cost +\$52	Specify paint color number. Specify paint color number.
--------------------------	---	------------------	--

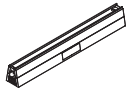
Specification Information				
• Dimensions		• Style Number	• Base Prices	
D	H		48"W	60"W

5 1/2"	2"	TS8FSU	\$317	\$367
--------	----	---------------	-------	-------

Components and Accessories, continued

SIN 711.2

Cable Troughs



Standard Includes		Required to Specify
<ul style="list-style-type: none"> ▶ Need help? See <i>Turnstone Specification Guide</i> for product details. 	<ul style="list-style-type: none"> • Cable trough: paint price group 1 or 2 • Width: 48" or 60" 	<ol style="list-style-type: none"> 1 Style number 2 Paint color number for cable trough 3 Width (see below under Required Selections) 4 Options, if selected (see below) <ul style="list-style-type: none"> ▶ See <i>Surface Materials</i>, page 162.

Required Selections	Price	Required to Specify
Width <ul style="list-style-type: none"> • 48"W • 60"W 	Prices below Prices below	Specify with 48"W. Specify with 60"W.

Options	Price	Required to Specify
Surface Materials <ul style="list-style-type: none"> • Paint price group 1 and 2 • Paint price group 3 	No cost +\$61	Specify paint color number. Specify paint color number.

Specification Information					
• Dimensions			• Style Number	• Base Prices	
D at top	D at bottom	H		48"W	60"W
4"	6 ⁵ / ₈ "	8"	TS8RPCT	\$188	\$208

Leg



Tip: Leg is 42½" wide at bottom of 32½" wide at top. Count with the wider dimension when creating a setting of Bivi table for one.

Standard Includes		Required to Specify
<ul style="list-style-type: none"> ▶ Need help? See <i>Turnstone Specification Guide</i> for product details. 	<ul style="list-style-type: none"> • Leg: paint price group 1 or 2 	<ol style="list-style-type: none"> 1 Style number 2 Paint color number for leg 3 Options, if selected (see below) <ul style="list-style-type: none"> ▶ See <i>Surface Materials</i>, page 162.

Options	Price	Required to Specify
Surface Materials <ul style="list-style-type: none"> • Paint price group 1 and 2 • Paint price group 3 	No cost +\$61	Specify paint color number. Specify paint color number.

Specification Information				
• Dimensions			• Style Number	• Base Price
D	W	H		
2"	42½"	28½"	TS8RPBSL	\$312

Top Shelf



Standard Includes		Required to Specify
<ul style="list-style-type: none"> ▶ Need help? See <i>Turnstone Specification Guide</i> for product details. 	<ul style="list-style-type: none"> • Top shelf: paint price group 1 or 2 	<ul style="list-style-type: none"> 1 Style number 2 Paint color number for top shelf 3 Options, if selected (see below) ▶ See <i>Surface Materials</i>, page 162.

Options	Price	Required to Specify
Surface Materials <ul style="list-style-type: none"> • Paint price group 1 and 2 • Paint price group 3 	No cost +\$42	Specify paint color number. Specify paint color number.

Specification Information				
Dimensions			Style Number	Base Price
D	W	H		
8½"	19"	8"	TS2ACMS	\$206

Bottom Shelf



Tip: Bottom shelf hooks into Bivi leg.

Standard Includes		Required to Specify
<ul style="list-style-type: none"> ▶ Need help? See <i>Turnstone Specification Guide</i> for product details. 	<ul style="list-style-type: none"> • Bottom shelf: paint price group 1 or 2 	<ul style="list-style-type: none"> 1 Style number 2 Paint color number for bottom shelf 3 Options, if selected (see below) ▶ See <i>Surface Materials</i>, page 162.

Options	Price	Required to Specify
Surface Materials <ul style="list-style-type: none"> • Paint price group 1 and 2 • Paint price group 3 	No cost +\$42	Specify paint color number. Specify paint color number.

Specification Information				
Dimensions			Style Number	Base Price
D	W	H		
8½"	18½"	17"	TS2ACTH	\$198

Components and Accessories, continued

SIN 711.2

Hooks



Tip: Hook attaches to a Bivi leg, arch, or wall.

Standard Includes		Required to Specify
-------------------	--	---------------------

- | | | |
|--|---|--|
| <ul style="list-style-type: none"> ▶ Need help? See <i>Turnstone Specification Guide</i> for product details. | <ul style="list-style-type: none"> • Hooks: paint price group 1 or 2 | <ul style="list-style-type: none"> 1 Style number 2 Paint color number for hook 3 Options, if selected (see below) ▶ See <i>Surface Materials</i>, page 162. |
|--|---|--|

Options	Price	Required to Specify
---------	-------	---------------------

- | | | |
|---|--|--|
| Surface Materials <ul style="list-style-type: none"> • Paint price group 1 and 2 • Paint price group 3 | <ul style="list-style-type: none"> No cost +\$15 | <ul style="list-style-type: none"> Specify paint color number. Specify paint color number. |
|---|--|--|

Specification Information

Dimensions			Style Number	Base Price
D	W	H		

Package of Two

1 ³ / ₄ "	2"	1"	TS2ACMH2	\$52
---------------------------------	----	----	-----------------	------

Package of Four

1 ³ / ₄ "	2"	1"	TS2ACMH4	\$83
---------------------------------	----	----	-----------------	------

Metal Screen



Tip: Screens are not mark-erboards. Writing will not erase from the painted surface.

Standard Includes		Required to Specify
-------------------	--	---------------------

- | | | |
|--|---|---|
| <ul style="list-style-type: none"> ▶ Need help? See <i>Turnstone Specification Guide</i> for product details. | <ul style="list-style-type: none"> • Steel screen: paint price group 1 or 2 • Trough mounting brackets: plastic | <ul style="list-style-type: none"> 1 Style number 2 Paint color number for steel screen 3 Plastic color number for trough mounting brackets: <ul style="list-style-type: none"> 6009 Arctic White 6249 Plastic Solid 6527 Merle 4 Options, if selected (see below) ▶ See <i>Surface Materials</i>, page 162. |
|--|---|---|

Options	Price	Required to Specify
---------	-------	---------------------

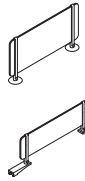
- | | | |
|---|--|--|
| Surface Materials <ul style="list-style-type: none"> • Paint price group 1 and 2 • Paint price group 3 | <ul style="list-style-type: none"> No cost +\$42 | <ul style="list-style-type: none"> Specify paint color number. Specify paint color number. |
|---|--|--|

Specification Information

Dimensions			Style Number	Base Price
D	W	H		

3 ¹ / ₃ "	30"	14 ¹ / ₄ "	TS2SCREEN	\$206
---------------------------------	-----	----------------------------------	------------------	-------

Tackable Screens



Freestanding

Trough mount

Standard Includes	Required to Specify
<ul style="list-style-type: none"> ▶ Need help? See <i>Turnstone Specification Guide</i> for product details. Tackable fabric: fabric price group 1 Mount base: plastic, if freestanding base selected or paint price group 1, if trough mount base selected Stanchions: plastic Ships ready to assemble 	<ol style="list-style-type: none"> Style number Fabric color number for tackable screen Height (see below under Required Selections) Width (see below under Required Selections) Mount option (see below under Required Selections) Plastic color number for stanchions: <ul style="list-style-type: none"> 6009 Arctic White 6249 Platinum Solid 6527 Merle Options, if selected (see below) <ul style="list-style-type: none"> ▶ See <i>Surface Materials</i>, page 162.

Tip: Plastic is not available for trough mount base.

	Required Selections	Price	Required to Specify
Height	<ul style="list-style-type: none"> 13" 19" 	<ul style="list-style-type: none"> Prices below Prices below 	<ul style="list-style-type: none"> Specify with 13". Specify with 19".
Width	<ul style="list-style-type: none"> 36" 48" 	<ul style="list-style-type: none"> Prices below Prices below 	<ul style="list-style-type: none"> Specify with 36". Specify with 48".
Mount Option	<ul style="list-style-type: none"> Trough mount Freestanding 	<ul style="list-style-type: none"> No cost +\$20 	<ul style="list-style-type: none"> Specify with <i>trough mount</i>. Specify with <i>freestanding</i>.

	Options	Price	Required to Specify
Surface Materials	<ul style="list-style-type: none"> Upholstery Fabric price group 1 Fabric price group 2 Fabric price group 3 Customer's Own Material 	<ul style="list-style-type: none"> No cost +\$48 +\$67 +\$34 	<ul style="list-style-type: none"> Specify fabric color number. Specify fabric color number. Specify fabric color number. ▶ See <i>Surface Materials Reference Manual</i>.
	<ul style="list-style-type: none"> Freestanding base Plastic Paint price group 1 Paint price group 2 Paint price group 3 	<ul style="list-style-type: none"> No cost +\$28 +\$34 +\$43 	<ul style="list-style-type: none"> Specify plastic color number. Specify paint color number. Specify paint color number. Specify paint color number.
	<ul style="list-style-type: none"> Trough mount base Paint price group 1 Paint price group 2 Paint price group 3 	<ul style="list-style-type: none"> No cost +\$10 +\$15 	<ul style="list-style-type: none"> Specify paint color number. Specify paint color number. Specify paint color number.
	<ul style="list-style-type: none"> Stanchions Plastic Paint price group 1 Paint price group 2 Paint price group 3 	<ul style="list-style-type: none"> No cost +\$28 +\$34 +\$43 	<ul style="list-style-type: none"> Specify plastic color number. Specify paint color number. Specify paint color number. Specify paint color number.

Specification Information			
Style Number	Dimensions		Base Price
	W	H	
TS8SCREENT	36"	13"	\$308
	36"	19"	\$380
	48"	13"	\$380
	48"	19"	\$415

Components and Accessories, continued

SIN 711.2

Organizer



Standard Includes	Required to Specify
<ul style="list-style-type: none"> ▶ Need help? See <i>Turnstone Specification Guide</i> for product details. • Organizer: paint price group 1 or 2 	<ul style="list-style-type: none"> 1 Style number 2 Paint color number for organizer 3 Options, if selected (see below) ▶ See <i>Surface Materials</i>, page 162.

Options	Price	Required to Specify
Surface Materials <ul style="list-style-type: none"> • Paint price group 1 and 2 • Paint price group 3 	No cost +\$42	Specify paint color number. Specify paint color number.

Specification Information				
Dimensions			Style Number	Base Price
D	W	H		
11½"	14⅛"	7"	TS2ORGANIZE	\$164

Leg Covers



Full



Half

Tip: Half cover for use with footshelf.

Standard Includes	Required to Specify
<ul style="list-style-type: none"> ▶ Need help? See <i>Turnstone Specification Guide</i> for product details. • Leg cover quantity of one: paint price group 1 or 2 • Half or full cover 	<ul style="list-style-type: none"> 1 Style number 2 Paint color number for leg cover 3 Leg cover application (see below under Required Selections) 4 Options, if selected (see below) ▶ See <i>Surface Materials</i>, page 162.

Required Selections	Price	Required to Specify
Application <ul style="list-style-type: none"> • Half • Full 	Prices below Prices below	Specify <i>with half</i> . Specify <i>with full</i> .

Options	Price	Required to Specify
Surface Materials <ul style="list-style-type: none"> • Paint price group 1 and 2 • Paint price group 3 	No cost +\$15	Specify paint color number. Specify paint color number.

Specification Information				
Dimensions		Style Number	Base Prices	
D	W		Half	Full
7/8"	4"	TS8LEGCVR	\$58	\$78

Trough End Covers



Standard Includes	Required to Specify
-------------------	---------------------

<ul style="list-style-type: none"> ▶ Need help? See <i>Turnstone Specification Guide</i> for product details. 	<ul style="list-style-type: none"> • Trough end covers, set of two: paint price group 1 or 2 	<ul style="list-style-type: none"> 1 Style number 2 Paint color number for trough end covers 3 Options, if selected (see below) ▶ See <i>Surface Materials</i>, page 162.
--	---	---

Options	Price	Required to Specify
---------	-------	---------------------

Surface Materials <ul style="list-style-type: none"> • Paint price group 1 and 2 • Paint price group 3 	<ul style="list-style-type: none"> No cost +\$15 	<ul style="list-style-type: none"> Specify paint color number. Specify paint color number.
---	--	--

Specification Information				
• Dimensions			• Style	• Base
D	W	H	Number	Price

7/8"	4"	4 5/8"	TS2CTEC	\$48
:	:	:	:	:

Trough Floor Covers



Standard Includes	Required to Specify
-------------------	---------------------

<ul style="list-style-type: none"> ▶ Need help? See <i>Turnstone Specification Guide</i> for product details. 	<ul style="list-style-type: none"> • Trough floor covers, set of two: paint price group 1 or 2 	<ul style="list-style-type: none"> 1 Style number 2 Paint color number for trough floor covers 3 Options, if selected (see below) ▶ See <i>Surface Materials</i>, page 162.
--	---	---

Options	Price	Required to Specify
---------	-------	---------------------

Surface Materials <ul style="list-style-type: none"> • Paint price group 1 and 2 • Paint price group 3 	<ul style="list-style-type: none"> No cost +\$15 	<ul style="list-style-type: none"> Specify paint color number. Specify paint color number.
---	--	--

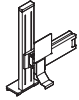
Specification Information				
• Dimensions		• Style	• Base	
D	W	Number	Price	

2 1/2"	8"	TS2CTFC	\$55	
:	:	:	:	

Eyesite

SIN 711.2

Eyesite Single Display Support with Extended Crank Adjustment Column



Tip: Eyesite monitor arms with Bivi brackets can be installed at six different locations on the cable trough.

Tip: Supports displays up to 21 pounds and has a functional focal length of 16".

Standard Includes	Required to Specify
-------------------	---------------------

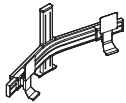
- Monitor arm: 4799 Platinum
- Extended crank adjustment column with 12½" vertical height adjustment

Style number

Specification Information				
• Dimensions			• Style	• Price
D	W	H	Number	

6⅝"	11⅝"	20"	FPAEC1BIVI	\$474
-----	------	-----	-------------------	-------

Eyesite Dual Display Support with Extended Crank Adjustment Column



Tip: Eyesite dual display support is for use with two monitors up to 27" or less screens and up to 20 lb each. 27" monitors should be used with extended 18" column assemblies or taller.

Standard Includes	Required to Specify
-------------------	---------------------

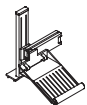
- Monitor arm: 4799 Platinum
- Extended crank adjustment column with 12½" vertical height adjustment

Style number

Specification Information				
• Dimensions			• Style	• Price
D	W	H	Number	

8½"	31"	20"	FPAEC2BIVI	\$744
-----	-----	-----	-------------------	-------

Eyesite Flat Panel Monitor Arm with Single Laptop Support and Extended Crank Adjustment Column



Tip: Eyesite monitor arms with Bivi brackets can be installed at six different locations on the cable trough.

Tip: Functional focal length is 16".

Tip: Not recommended for use with docking stations.

Standard Includes	Required to Specify
-------------------	---------------------


- Laptop support arm: 4799 Platinum
- Extended crank adjustment column with 12½" vertical height adjustment

Style number

Specification Information				
• Dimensions			• Style	• Price
D	W	H	Number	

16"	11⅝"	19⅞"	FPAELC1BIVI	\$500
-----	------	------	--------------------	-------

Eyesite Flat Panel Monitor Arm with Dual Laptop Support and Extended Crank Adjustment Column



Tip: Eyesite dual laptop support is for use with monitor up to 24" screen and 25 pounds.

Tip: Eyesite flat panel monitor arms with laptop supports are not recommended for use with docking station.

Tip: Monitor cables can connect to the rear of the monitor near the VESA plate will not fit properly on Eyesite monitor arm.

Tip: Bivi bracket to be used with Eyesite single support, dual display support, and dual laptop support with extended crank adjust columns only.

Standard Includes	Required to Specify
<ul style="list-style-type: none"> Laptop support monitor arm: 4799 Platinum Extended crank adjustment column with 12¹/₂" vertical height adjustment 	1 Style number 2 Options, if selected (see below)

Options	Price	Required to Specify
Bracket		
<ul style="list-style-type: none"> Without pivot With pivot 	No cost +\$18	Specify <i>without pivot</i> . Specify <i>with pivot</i> .

Specification Information				
Dimensions			Style	Base
D	W	H	Number	Price
17"	31"	19 ⁷ / ₈ "	FPAELC2BIVI	\$793

Bivi Bracket






Tip: If you have any existing Eyesite monitor arms, you can order a Bivi bracket to modify it to work with Bivi tables.

Standard Includes	Required to Specify
<ul style="list-style-type: none"> Bivi mounting bracket: 4799 Platinum 	Style number

Specification Information				
Dimensions			Style	Price
D	W	H	Number	
3"	4"	1/4"	FPCBIVI	\$121

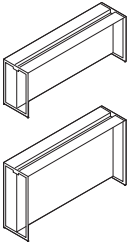


Tour Workspace

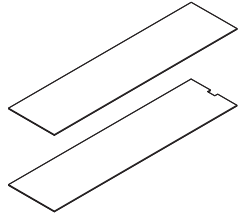
	
Statement of Line	72
	
Specifying	
Counters (SIN 711.2)	73
Countertops (SIN 711.2)	74
Electrical Components (SIN 711.2)	75
Worksurface-Height Power and Communication Accessories (SIN 711.2)	82
Worksurfaces (SIN 711.2)	86
Worksurface Supports (SIN 711.2)	90
Shelves (SIN 711.2)	92
Modesty Panels (SIN 711.2)	93
Screens and Screen Connectors (SIN 711.2)	94
HV Cabinet (SIN 711.2)	96
Bookcases (SIN 711.2)	98
My File (SIN 711.2)	99
Pile File (SIN 711.2)	101
Magnetic Markerboards (SIN 711.2)	102
Utility2 Shelf Lights (SIN 711.1)	104
	
Surface Materials	166

Statement of Line

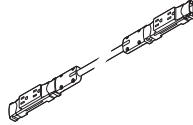
Tour Workspace



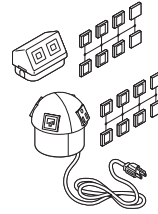
Counters
▶ Page 73



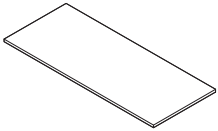
Countertops
▶ Page 74



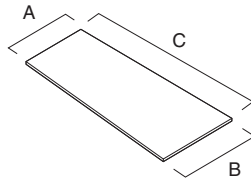
Electrical Components
▶ Pages 75–80



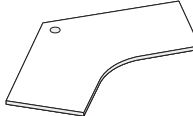
Power and Communication Accessories
▶ Pages 82–85



Straight Worksurfaces
▶ Page 86



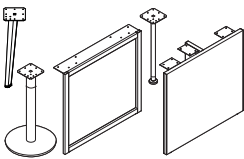
Tapered Worksurfaces
▶ Page 87



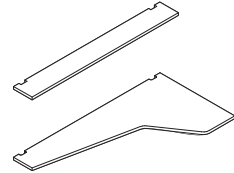
120° Corner Worksurfaces
▶ Page 88



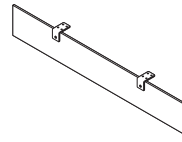
Round Worksurfaces
▶ Page 89




Worksurface Supports
▶ Page 90



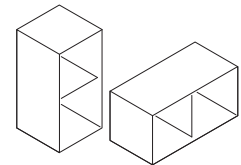
Shelves
▶ Page 92



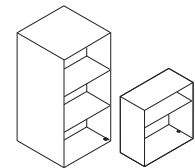
Modesty Panels
▶ Page 93



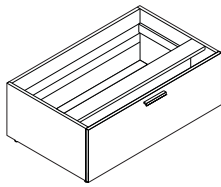
Screens and Screen Connectors
▶ Pages 94–95



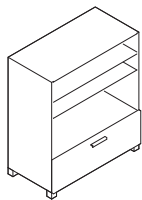
HV Cabinets
▶ Pages 96–97



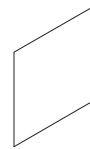
Bookcases
▶ Page 98



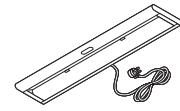
My File
▶ Pages 99–100



Pile File
▶ Page 101



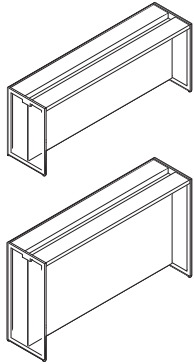
Magnetic Markerboards
▶ Pages 102



Utility2 Shelf Lights
▶ Page 104

Counters

SIN 711.2



Tip: Woodgrain laminate runs horizontal on the counter center infill and vertically on the optional end panel infills.

Tip: Optional power does not include base-in. Refer to electrical components for more information on page 75.

Tip: For 2-circuit power, refer to electrical components on page 75.

Standard Includes	Required to Specify
<ul style="list-style-type: none"> ▶ Need help? See <i>Turnstone Specification Guide</i> for product details. • Counter top tray: paint price group 1 • Counter frame support: Clear Anodized Aluminum • Center infill: laminate • Adjustable leveling glides • Counter-to-counter attachment hardware: 4799 Platinum • Shipped ready to assemble 	<ul style="list-style-type: none"> 1 Style number 2 Paint color number for counter top tray 3 Laminate color number for center infill 4 Options, if selected (see below) ▶ See <i>Surface Materials</i>, page 166.

Options	Price	Required to Specify
Surface Materials <ul style="list-style-type: none"> • Counter top tray • Paint price group 1 • Paint price group 2 	<ul style="list-style-type: none"> No cost +\$ 31 	<ul style="list-style-type: none"> Specify paint color number. Specify paint color number.
Steel center infill <ul style="list-style-type: none"> • Paint price group 1 • Paint price group 2 • Paint price group 1 • Paint price group 2 	<ul style="list-style-type: none"> 30"H +\$212 30"H +\$262 42"H +\$318 42"H +\$368 	<ul style="list-style-type: none"> Specify paint color number. Specify paint color number. Specify paint color number. Specify paint color number.
End panel infill (both ends) <ul style="list-style-type: none"> • Laminate • Laminate 	<ul style="list-style-type: none"> 30"H +\$ 78 42"H +\$104 	<ul style="list-style-type: none"> Specify laminate color number. Specify laminate color number.

Related Products	
<ul style="list-style-type: none"> • Countertops • Electrical components 	<ul style="list-style-type: none"> ▶ Page 74 ▶ Page 75

Specification Information				
Dimensions			Style	Base
D	W	H	Number	Price
18"	72"	30"	TSTMC3072	\$ 915
18"	72"	42"	TSTMC4272	\$1030

Tour Workspace

Countertops

SIN 711.2

Standard Includes	Required to Specify
<ul style="list-style-type: none"> ▶ Need help? See <i>Turnstone Specification Guide</i> for product details. • Countertop: Low-Pressure Laminate • Shipped ready to assemble 	<ul style="list-style-type: none"> 1 Style number 2 Low-Pressure Laminate finish color number for countertop ▶ See <i>Surface Materials</i>, page 166.

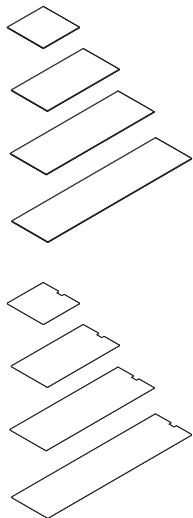
Related Products
<ul style="list-style-type: none"> • Counters

▶ Page 73

Specification Information			
Dimensions		Style	Price
D	W	Number	

Countertops			
18"	18"	TSTMCT1818	\$ 52
18"	36"	TSTMCT1836	\$ 86
18"	54"	TSTMCT1854	\$114
18"	72"	TSTMCT1872	\$160
:	:	:	:

Notched Countertops			
18"	18"	TSTMCTN1818	\$ 57
18"	36"	TSTMCTN1836	\$ 92
18"	54"	TSTMCTN1854	\$121
18"	72"	TSTMCTN1872	\$166
:	:	:	:



SIN 711.2

Powerways

Tip: Power runs through spine of counter and is "plug-and-play".

Standard Includes	Required to Specify
<ul style="list-style-type: none"> ▶ Need help? See <i>Turnstone Specification Guide</i> for product details. 	<ul style="list-style-type: none"> • 72" powerway with four duplex receptacles for 2-circuit powerways: 6000 black • 72" powerway for 4-circuit with (1) Line 1 and (1) Line 2 receptacle, and (1) Line 3 and (1) Line 4 receptacle • Shipped ready to install
	Style number

Related Products
<ul style="list-style-type: none"> • Counters ▶ Page 73

Specification Information

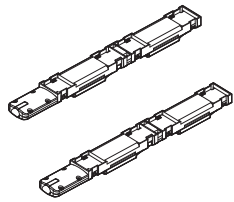
Style Number	Price

2-Circuit Powerway - Line 1 and Line 2

TSTEP272	\$224

4-Circuit Powerway - Line 1 and Line 2 Receptacle, Line 3 and Line 4 Receptacle

TSTEP472	\$177



Tour Workspace

SIN 711.2

Base Power-Ins

	Standard Includes	Required to Specify
<p>▶ Need help? See <i>Turnstone Specification Guide</i> for product details.</p>	<ul style="list-style-type: none"> • Receptacle base power-in, 24" long cord with wall plug • 2-circuit hardwired base power-in, 84" long x 3/8" diameter flexible galvanized steel conduit • Modular connection for 2-circuit powerway • In-line connector to allow connection at middle of run • 4-circuit hardwired base power-in <ul style="list-style-type: none"> - One hardwired base power-in with Line 1 and Line 2 receptacle, and a 84" long x 3/8" diameter flexible galvanized steel conduit - One hardwired base power-in with Line 3 and Line 4 receptacle, and a 124" long x 3/8" diameter flexible galvanized steel conduit 	<p>Style number</p>

Related Products

• Powerways ▶ Page 75

Specification Information


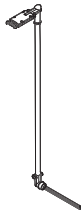
• Length	• Style Number	• Price

Hardwired Base Power-In, 2-Circuit, Line 1 and Line 2

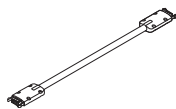
84"	TSTEPBT2	\$104

Hardwired Base Power-In, 4-Circuit

84", 124"	TSTEPBT4	\$260



Counter-to-Counter Power Connector



Standard Includes	Required to Specify
-------------------	---------------------

- | | |
|--|--|
| <ul style="list-style-type: none"> ▶ Need help? See <i>Turnstone Specification Guide</i> for product details. | <ul style="list-style-type: none"> • Modular counter-to-counter power connector |
|--|--|

Style number

Related Products

- Counters
- Powerways

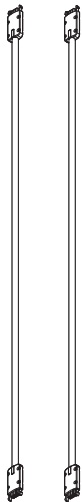
▶ Page 73
▶ Page 75

Specification Information

• Style Number	• Price
----------------	---------

TSTEPC2C	\$62
----------	------

Counter-to-Counter Power Connector, 4-Circuit



Standard Includes	Required to Specify
-------------------	---------------------

- | | |
|--|--|
| <ul style="list-style-type: none"> ▶ Need help? See <i>Turnstone Specification Guide</i> for product details. | <ul style="list-style-type: none"> • Modular counter-to-counter power connector |
|--|--|

Style number

Related Products

- Counters
- Powerways

▶ Page 73
▶ Page 75

Specification Information

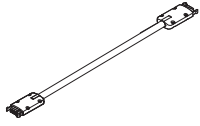
• Style Number	• Price
----------------	---------

TSTEPC2C4	\$146
-----------	-------

Electrical Components, continued

SIN 711.2

Power Jumper, 2-Circuit



Tip: Power jumpers ship with one or two horizontal cord managers, **TSTECW**, depending on the length of the power jumper.

Standard Includes	Required to Specify
<ul style="list-style-type: none"> ▶ Need help? See <i>Turnstone Specification Guide</i> for product details. • Modular counter-to-counter power jumper • Horizontal wire manager: black plastic • Attachment hardware 	<ul style="list-style-type: none"> Style number

Related Products	
<ul style="list-style-type: none"> • Counters • Powerways 	<ul style="list-style-type: none"> ▶ Page 73 ▶ Page 75

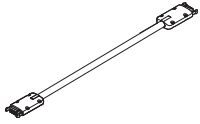
Specification Information

Length	Style Number	Price
69"	TSTEP2C069	\$208
75"	TSTEP2C075	\$208
81"	TSTEP2C081	\$208
87"	TSTEP2C087	\$208
93"	TSTEP2C093	\$208
99"	TSTEP2C099	\$208
105"	TSTEP2C105	\$208
111"	TSTEP2C111	\$208
117"	TSTEP2C117	\$208
120"	TSTEP2C120	\$208
123"	TSTEP2C123	\$208
126"	TSTEP2C126	\$208
129"	TSTEP2C129	\$208
132"	TSTEP2C132	\$208
135"	TSTEP2C135	\$208
138"	TSTEP2C138	\$208
141"	TSTEP2C141	\$208
144"	TSTEP2C144	\$208
147"	TSTEP2C147	\$208
150"	TSTEP2C150	\$208
153"	TSTEP2C153	\$208
156"	TSTEP2C156	\$208
159"	TSTEP2C159	\$208
162"	TSTEP2C162	\$286
165"	TSTEP2C165	\$286
168"	TSTEP2C168	\$286
171"	TSTEP2C171	\$286
174"	TSTEP2C174	\$286
⋮	⋮	⋮

▶ **Specification Information, continued on next page**

► Specification Information, continued from previous page


Specification Information		
Length	Style Number	Price
177"	TSTEP2C177	\$286
180"	TSTEP2C180	\$286
183"	TSTEP2C183	\$286
186"	TSTEP2C186	\$286
189"	TSTEP2C189	\$286
192"	TSTEP2C192	\$286
195"	TSTEP2C195	\$286
198"	TSTEP2C198	\$286
201"	TSTEP2C201	\$312
204"	TSTEP2C204	\$312
207"	TSTEP2C207	\$312
210"	TSTEP2C210	\$312
213"	TSTEP2C213	\$312
216"	TSTEP2C216	\$312
219"	TSTEP2C219	\$312
222"	TSTEP2C222	\$312
225"	TSTEP2C225	\$312
228"	TSTEP2C228	\$312
:	:	:



Tour Workspace

SIN 711.2

Power Jumper, 4-Circuit



Tip: Power jumpers ship with one or two horizontal cord managers, **TSTECW**, depending on the length of the power jumper.

Standard Includes	Required to Specify
<ul style="list-style-type: none"> ▶ Need help? See <i>Turnstone Specification Guide</i> for product details. • Modular counter-to-counter power jumpers • Horizontal wire manager: black plastic • Attachment hardware 	<ul style="list-style-type: none"> Style number

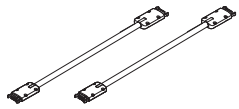
Related Products	
<ul style="list-style-type: none"> • Counters • Powerways 	<ul style="list-style-type: none"> ▶ Page 73 ▶ Page 75

Specification Information

Length	Style Number	Price
96"	TSTEP4C096	\$390
102"	TSTEP4C102	\$390
108"	TSTEP4C108	\$390
114"	TSTEP4C114	\$390
120"	TSTEP4C120	\$390
126"	TSTEP4C126	\$390
132"	TSTEP4C132	\$390
138"	TSTEP4C138	\$390
144"	TSTEP4C144	\$390
147"	TSTEP4C147	\$390
150"	TSTEP4C150	\$390
153"	TSTEP4C153	\$390
156"	TSTEP4C156	\$390
159"	TSTEP4C159	\$390
162"	TSTEP4C162	\$468
165"	TSTEP4C165	\$468
168"	TSTEP4C168	\$468
171"	TSTEP4C171	\$468
174"	TSTEP4C174	\$468
177"	TSTEP4C177	\$468
180"	TSTEP4C180	\$468
183"	TSTEP4C183	\$468
186"	TSTEP4C186	\$468
189"	TSTEP4C189	\$468
192"	TSTEP4C192	\$468
195"	TSTEP4C195	\$468
198"	TSTEP4C198	\$468

▶ **Specification Information, continued on next page**

► Specification Information, continued from previous page



Specification Information		
Length	Style Number	Price
201"	TSTEP4C201	\$494
204"	TSTEP4C204	\$494
207"	TSTEP4C207	\$494
210"	TSTEP4C210	\$494
213"	TSTEP4C213	\$494
216"	TSTEP4C216	\$494
219"	TSTEP4C219	\$494
222"	TSTEP4C219	\$494
225"	TSTEP4C225	\$494
228"	TSTEP4C228	\$520
231"	TSTEP4C231	\$520
234"	TSTEP4C234	\$520
237"	TSTEP4C237	\$520
240"	TSTEP4C240	\$520
243"	TSTEP4C243	\$520
246"	TSTEP4C246	\$520
249"	TSTEP4C249	\$520
252"	TSTEP4C252	\$520
255"	TSTEP4C255	\$520

Tour Workspace

Worksurface-Height Power and Communication Accessories

SIN 711.2

Worksurface Clamp-on Receptacle Packages

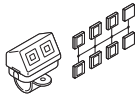


Tip: Tour clamp-on accessories work on surfaces 3/4" to 1 1/4" thick. They do not work on surfaces over 1 1/4" thick.

Standard Includes	Required to Specify
<ul style="list-style-type: none"> ▶ Need help? See <i>Turnstone Specification Guide</i> for product details. • Package of three • Duplex receptacles: black plastic only • 9' cord with three-prong plug: black plastic only 	Style number

Specification Information	
• Style Number	• Price
TSTERPW	\$145

Worksurface-Clamp on Communication Module Packages



Tip: Many of the AMP, AT&T, Krone, Leviton, and other commercially available data terminals can be used—terminals must be of a design that will snap into 0.695 x 0.650, 0.590 x 0.790, or 0.590 x 0.750 openings, in 0.064 maximum thick faceplates.

Tip: Order jacks by calling any of the manufacturers listed below:

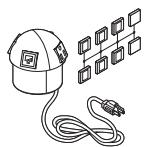
- AMP Corporation
1.800.522.6752
- Leviton
1.800.722.2082
- Lucent
1.800.344.0223
- Krone
1.800.775.5766
- Punduit
1.800.777.3300

Tip: Tour clamp-on accessories work on surfaces 3/4" to 1 1/4" thick. They do not work on surfaces over 1 1/4" thick.

Standard Includes	Required to Specify
<ul style="list-style-type: none"> ▶ Need help? See <i>Turnstone Specification Guide</i> for product details. • Package of three • Communication housing includes faceplates to accommodate customer-supplied voice/data jacks: black plastic only 	Style number

Specification Information	
• Style Number	• Price
TSTERDW	\$95

Worksurface-Mounted Power and Communication Sphere



Tip: Sphere is field installed. Use 3"-diameter drill to cut mounting hole at desired location.

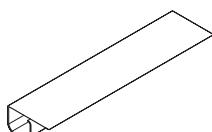
Tip: Order jacks by calling any of the manufacturers listed below:

- AMP Corporation
1.800.522.6752
- Leviton
1.800.722.2082
- Lucent
1.800.344.0223
- Krone
1.800.775.5766
- Punduit
1.800.777.3300

Standard Includes	Required to Specify
<ul style="list-style-type: none"> ▶ Need help? See <i>Turnstone Specification Guide</i> for product details. • Sphere with two simplex electrical outlets: black plastic • Faceplates to accommodate two customer-supplied voice/data jacks: black plastic • 6' power cord with three-prong plug: black plastic 	<ul style="list-style-type: none"> Style number

Specification Information	
• Style Number	• Price
TSTERPDWD	\$200

Horizontal Cord Manager



Tip: Cord manager comes in one width (56") and will need to be field cut to size.

Standard Includes	Required to Specify
<ul style="list-style-type: none"> ▶ Need help? See <i>Turnstone Specification Guide</i> for product details. • Horizontal cord manager: 6000 Black plastic • Attachment hardware 	<ul style="list-style-type: none"> Style number

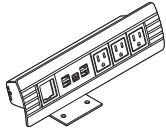
Related Products	
<ul style="list-style-type: none"> • Worksurfaces • Shelves 	<ul style="list-style-type: none"> ▶ Page 86 ▶ Page 92

Specification Information		
• Dimension W	• Style Number	• Price
56"	TSTECM	\$23

Worksurface-Height Power and Communication Accessories, continued

SIN 711.2

Worksurface Clamp-On Power and Data



Tip: Tour clamp-on accessories work on surfaces 3/4" to 1 1/4" thick. They do not work on surfaces over 1 1/4" thick.

Tip: When ordering three or more power receptacles, a surger power block will be used instead of a standard 3-prong.

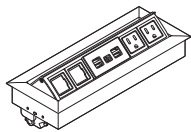
Standard Includes		Required to Specify
<ul style="list-style-type: none"> ▶ Need help? See <i>Turnstone Specification Guide</i> for product details. 	<ul style="list-style-type: none"> • Worksurface clamp-on power and data openings • 10' power cord with three-prong plug: black plastic • Four power receptacles, two data openings, and faceplates provided to accommodate customer-supplied voice/data jacks • Duplex receptacles: black plastic only • Surrounding housing: anodized aluminum 	<ul style="list-style-type: none"> 1 Style number 2 Options, if selected (see below)

Options	Price	Required to Specify
Power/Data/USB Hub <ul style="list-style-type: none"> • 2 power, 2 data, and 1 USB Hub • 3 power, 1 data, and 1 USB Hub 	<ul style="list-style-type: none"> +\$ 78 +\$104 	<ul style="list-style-type: none"> Specify with 2 power + 2 data + 1 USB hub. Specify with 3 power + 1 data + 1 USB hub.

Related Products <ul style="list-style-type: none"> • Counters • Powerways 	<ul style="list-style-type: none"> ▶ Page 73 ▶ Page 75
---	--

Specification Information	
Style Number	Base Price
TSTECLAMP	\$364

Worksurface-Mounted Retractable Power and Data



Tip: Worksurface-mounted retractable power and data requires a 4" x 11" hole with square corners in the worksurface.

Standard Includes		Required to Specify
<ul style="list-style-type: none"> ▶ Need help? See <i>Turnstone Specification Guide</i> for product details. 	<ul style="list-style-type: none"> • Worksurface-mounted power and data openings • 10' power cord with three-prong plug: black plastic • Four power receptacles, two data openings, and faceplates provided to accommodate customer-supplied voice/data jacks • Duplex receptacles: black plastic only • Surrounding housing: anodized aluminum 	<ul style="list-style-type: none"> 1 Style number 2 Options, if selected (see below)

Options	Price	Required to Specify
Power/Data/USB Hub <ul style="list-style-type: none"> • 2 power, 2 data, and 1 USB Hub • 3 power, 1 data, and 1 USB Hub 	<ul style="list-style-type: none"> +\$ 78 +\$104 	<ul style="list-style-type: none"> Specify with 2 power + 2 data + 1 USB hub. Specify with 3 power + 1 data + 1 USB hub.

Related Products <ul style="list-style-type: none"> • Counters • Powerways 	<ul style="list-style-type: none"> ▶ Page 73 ▶ Page 75
---	--

Specification Information	
Style Number	Base Price
TSTERPDWR	\$390

Vertical Cord Cover



Tip: There are three knock-outs in the 30" and 42" vertical wire managers (TST3CC30 and TST3CC42). The first and third are available to route Tour power jumpers, and the second is standard Decora-size to fit data ports, approximately 1 3/8"W x 2 5/8"H (actual dimensions 1.310"W x 2.687"H).

Standard Includes		Required to Specify
<ul style="list-style-type: none"> Need help? See <i>Turnstone Specification Guide</i> for product details. 	<ul style="list-style-type: none"> Vertical cord cover: paint price group 1 Attachment hardware 	<ul style="list-style-type: none"> 1 Style number 2 Paint color number for vertical cord cover 3 Options, if selected (see below) ▶ See <i>Surface Materials</i>, page 166.

Options	Price	Required to Specify
Surface Materials <ul style="list-style-type: none"> Paint price group 1 Paint price group 2 	<ul style="list-style-type: none"> No cost +\$16 	<ul style="list-style-type: none"> Specify paint color number. Specify paint color number.
Related Products <ul style="list-style-type: none"> Counters Vertical cord cover grommet insert 		<ul style="list-style-type: none"> ▶ Page 73 ▶ Page 85

Specification Information					
Dimensions			Style Number	Base Price	
D	W	H			
7/8"	2 3/4"	30"	TSTECC30		\$42
7/8"	2 3/4"	42"	TSTECC42		\$52

Vertical Cord Cover Grommet Insert



Tip: Vertical cord cover grommet insert fits into the middle Decora size opening on vertical cord cover.

Standard Includes		Required to Specify
<ul style="list-style-type: none"> Need help? See <i>Turnstone Specification Guide</i> for product details. 	<ul style="list-style-type: none"> Package of 5 grommet inserts: plastic 	<ul style="list-style-type: none"> 1 Style number 2 Plastic color number for grommet insert ▶ See <i>Surface Materials</i>, page 166.

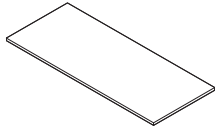
Related Products	
<ul style="list-style-type: none"> Vertical cord cover 	▶ Page 85

Specification Information	
Style Number	Price
TSTEGC	\$23

Worksurfaces

Straight

SIN 711.2



Tip: Standard worksurfaces are 1 1/8" thick. However, the actual thickness between Low-Pressure Laminate (LPL) and High-Pressure Laminate (HPL) worksurfaces is slightly different. It is recommended that only worksurfaces of the same type are specified in a given application. In addition, there may be sheen or texture differences when using LPL and HPL in adjacent applications. Please use caution when mixing and matching different work surface types.

Standard Includes		Required to Specify
<ul style="list-style-type: none"> ▶ Need help? See <i>Turnstone Specification Guide</i> for product details. 	<ul style="list-style-type: none"> • 1 1/8"-thick work surface: Low-Pressure Laminate or High-Pressure Laminate • 3 mm radius profile edge: plastic • Shipped ready to install 	<ol style="list-style-type: none"> 1 Style number 2 Low-Pressure Laminate or High-Pressure Laminate color number for work surface 3 Plastic edge band color number for work surface 4 Options, if selected (see below) <ul style="list-style-type: none"> ▶ See <i>Surface Materials</i>, page 166

Options	Price	Required to Specify
Surface Materials <ul style="list-style-type: none"> • High-Pressure Laminate work surfaces • Open Line laminate 	+\$65 plus cost of laminate	<ul style="list-style-type: none"> ▶ See <i>Surface Materials Reference Manual</i>.
Related Products <ul style="list-style-type: none"> • Work surface supports • Modesty panels 		<ul style="list-style-type: none"> ▶ Page 90 ▶ Page 93

Specification Information					
Dimensions		Style	Price	Style	Base
D	W	Number LPL		Number HPL	Price
·	·	·	·	·	·
·	·	·	·	·	·
·	·	·	·	·	·
·	·	·	·	·	·

Worksurfaces

18"	42"	TSTWLR1842	\$133	TSTWHR1842	\$180
18"	48"	TSTWLR1848	\$145	TSTWHR1848	\$192
18"	54"	TSTWLR1854	\$173	TSTWHR1854	\$220
24"	36"	TSTWLR2436	\$129	TSTWHR2436	\$176
24"	42"	TSTWLR2442	\$141	TSTWHR2442	\$188
24"	48"	TSTWLR2448	\$162	TSTWHR2448	\$209
24"	54"	TSTWLR2454	\$189	TSTWHR2454	\$236
24"	60"	TSTWLR2460	\$203	TSTWHR2460	\$250
24"	66"	TSTWLR2466	\$231	TSTWHR2466	\$278
24"	72"	TSTWLR2472	\$239	TSTWHR2472	\$286
30"	60"	TSTWLR3060	\$244	TSTWHR3060	\$288
30"	66"	TSTWLR3066	\$254	TSTWHR3066	\$295
30"	72"	TSTWLR3072	\$261	TSTWHR3072	\$308
·	·	·	·	·	·

Worksurfaces

Tapered

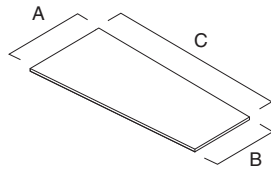
SIN 711.2

Tip: Standard worksurfaces are 1 1/8" thick. However, the actual thickness between Low-Pressure Laminate (LPL) and High-Pressure Laminate (HPL) worksurfaces is slightly different. It is recommended that only worksurfaces of the same type are specified in a given application. In addition, there may be sheen or texture differences when using LPL and HPL in adjacent applications. Please use caution when mixing and matching different worksurface types.

Standard Includes	Required to Specify
<ul style="list-style-type: none"> ▶ Need help? See <i>Turnstone Specification Guide</i> for product details. • 1 1/8"-thick worksurface: Low-Pressure Laminate or High-Pressure Laminate • 3 mm radius profile edge on tapered edge: plastic • 1 mm side and back edges: plastic default to match tapered edge • Shipped ready to install 	<ol style="list-style-type: none"> 1 Style number 2 Low-Pressure Laminate or High-Pressure Laminate color number for worksurface 3 Plastic edge band color number for worksurface 4 Options, if selected (see below) <p>▶ See <i>Surface Materials</i>, page 166</p>

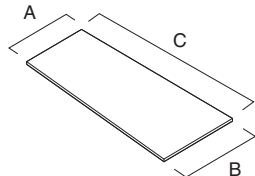
Options	Price	Required to Specify
Surface Materials • High-Pressure Laminate worksurfaces • Open Line laminate	+\$65 plus cost of laminate	▶ See <i>Surface Materials Reference Manual</i> .
Related Products • Worksurface supports • Modesty panels		▶ Page 90 ▶ Page 93

Specification Information						
Dimensions			Style Number	Price	Style Number	Base Price
A	B	C	LPL		HPL	



Left-Hand Worksurfaces

30"	24"	48"	TSTWLT3248	\$345	TSTWHT3248	\$397
30"	24"	54"	TSTWLT3254	\$368	TSTWHT3254	\$428
30"	24"	60"	TSTWLT3260	\$389	TSTWHT3260	\$458
30"	24"	66"	TSTWLT3266	\$414	TSTWHT3266	\$491
30"	24"	72"	TSTWLT3272	\$441	TSTWHT3272	\$526
:	:	:	:	:	:	:

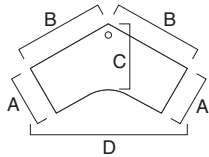
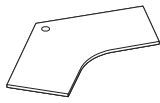


Right-Hand Worksurfaces

24"	30"	48"	TSTWLT2348	\$345	TSTWHT2348	\$397
24"	30"	54"	TSTWLT2354	\$368	TSTWHT2354	\$428
24"	30"	60"	TSTWLT2360	\$389	TSTWHT2360	\$458
24"	30"	66"	TSTWLT2366	\$414	TSTWHT2366	\$491
24"	30"	72"	TSTWLT2372	\$441	TSTWHT2372	\$526
:	:	:	:	:	:	:

120° Corner Worksurfaces

SIN 711.2



Standard Includes	Required to Specify
-------------------	---------------------

- | | | |
|--|---|--|
| <ul style="list-style-type: none"> ▶ Need help? See <i>Turnstone Specification Guide</i> for product details. | <ul style="list-style-type: none"> • 1/8"–thick worksurface: Low-Pressure Laminate or High-Pressure Laminate • 3 mm radius profile edge on user's side: plastic • Grommet: black plastic only • Reinforcing channel on larger sizes • Shipped ready to install | <ol style="list-style-type: none"> 1 Style number 2 Low-Pressure Laminate or High-Pressure Laminate color number for worksurface 3 Plastic edge band color number for worksurface 4 Options, if selected (see below) <p>▶ See <i>Surface Materials</i>, page 166</p> |
|--|---|--|

Options	Price	Required to Specify
---------	-------	---------------------

- | | | |
|---|--|---|
| <p>Surface Materials</p> <ul style="list-style-type: none"> • High-Pressure Laminate worksurfaces • Open Line laminate | <p>+\$65
plus cost of laminate</p> | <p>▶ See <i>Surface Materials Reference Manual</i>.</p> |
| <p>Related Products</p> <ul style="list-style-type: none"> • Worksurface supports • Modesty panels | | <p>▶ Page 90
▶ Page 93</p> |

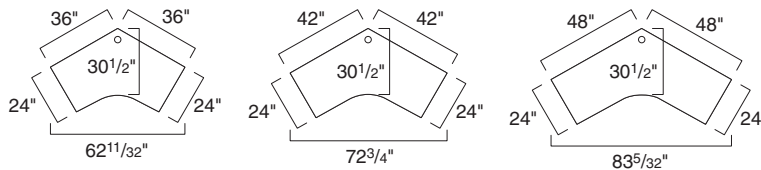
Specification Information							
Dimensions				Style Number	Price	Style Number	Base Price
A	B	C	D	:	:	:	:

Low-Pressure Laminate Worksurfaces

High-Pressure Laminate Worksurfaces

24"	36"	30 1/2"	63 11/32"	TSTWLY2436	\$438	TSTWHY2436	\$485
24"	42"	30 1/2"	72 3/4"	TSTWLY2442	\$470	TSTWHY2442	\$517
24"	48"	30 1/2"	85 5/32"	TSTWLY2448	\$518	TSTWHY2448	\$565
:	:	:	:	:	:	:	:

120° Corner Worksurfaces



Worksurfaces

Round

SIN 711.2



Standard Includes		Required to Specify
<ul style="list-style-type: none"> ▶ Need help? See <i>Turnstone Specification Guide</i> for product details. 	<ul style="list-style-type: none"> • 1 1/8"-thick worksurface: Low-Pressure Laminate or High-Pressure Laminate • 3 mm radius profile edge: plastic • Shipped ready to install 	<ol style="list-style-type: none"> 1 Style number 2 Low-Pressure Laminate or High-Pressure Laminate color number for worksurface 3 Plastic edge band color number for worksurface 4 Options, if selected (see below) <ul style="list-style-type: none"> ▶ See <i>Surface Materials</i>, page 166

Tip: Standard worksurfaces are 1 1/8" thick. However, the actual thickness between Low-Pressure Laminate (LPL) and High-Pressure Laminate (HPL) worksurfaces is slightly different. It is recommended that only worksurfaces of the same type are specified in a given application. In addition, there may be sheen or texture differences when using LPL and HPL in adjacent applications. Please use caution when mixing and matching different worksurface types.

Options	Price	Required to Specify
Surface Materials <ul style="list-style-type: none"> • Open Line laminate 	High-Pressure Laminate worksurfaces +\$65 plus cost of laminate	<ul style="list-style-type: none"> ▶ See <i>Surface Materials Reference Manual</i>.
Related Products <ul style="list-style-type: none"> • Post legs • Adjustable round table base 		<ul style="list-style-type: none"> ▶ Page 90 ▶ Page 90

Specification Information				
Dimensions Diameter	Style Number LPL	Price	Style Number HPL	Base Price
30"	TSTWLDLR30	\$235	TSTWHDR30	\$270
36"	TSTWLDLR36	\$274	TSTWHDR36	\$300

Tour Workspace

Worksurface Supports

SIN 711.2

Tip: Worksurface frame supports must have one end attached to a shelf, counter, or a support on the opposite end; such as a laminate worksurface frame support or post legs. Worksurface frame supports cannot support both ends of a free-standing worksurface.

Standard Includes	Required to Specify
<ul style="list-style-type: none"> ▶ Need help? See <i>Turnstone Specification Guide</i> for product details. • Worksurface frame support: paint price group 1 • Post legs: paint • Table bases: paint • Laminate worksurface support: Low-Pressure Laminate with matching plastic edge band • Tie plates: black only • Leveling glides • Attachment hardware • Shipped ready to install 	<ol style="list-style-type: none"> 1 Style number 2 Paint color number for frame supports, post legs, and table bases 3 Laminate color number for worksurface frame support 4 Options, if selected (see below) <p>▶ See <i>Surface Materials</i>, page 166.</p>

Options	Price	Required to Specify
Surface Materials Frame supports <ul style="list-style-type: none"> • Paint price group 1 • Paint price group 2 	No cost +\$28	Specify paint color number. Specify paint color number.
Post legs <ul style="list-style-type: none"> • Paint price group 1 • Paint price group 2 	No cost +\$10 per leg	Specify paint color number. Specify paint color number.
Table Bases <ul style="list-style-type: none"> • Paint price group 1 • Paint price group 2 	No cost +\$28	Specify paint color number. Specify paint color number.
Casters <ul style="list-style-type: none"> • One locking caster 	+\$ 5	Specify <i>with caster</i> .
Pin Height-Adjustable Legs <ul style="list-style-type: none"> • One post leg 	+\$49	Specify <i>with pin height-adjustable leg</i> .
Related Products <ul style="list-style-type: none"> • Worksurfaces • Shelves 		▶ Page 86 ▶ Page 92

Specification Information

Dimensions	Style Number	Base Price
D H		

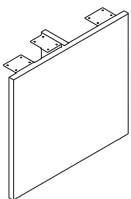
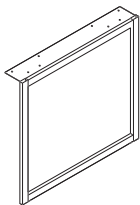
Worksurface Frame Supports

18"	15"	TSTTF1518	\$166
24"	27"	TSTTF2724	\$270
30"	27"	TSTTF2730	\$291

Laminate Worksurface Support

24"	27"	TSTTL2724	\$270
30"	27"	TSTTL2730	\$291

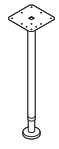
▶ **Specification Information, continued on next page**



► Specification Information, continued from previous page


Specification Information

Dimensions		Style	Base
H	Dia	Number	Price



One Post Leg

27 ³ / ₈ "		TS4L27PG	\$100
----------------------------------	--	-----------------	-------



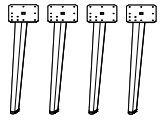
One Standing-Height Adjustable Post Leg

27 ³ / ₈ "–44"		TS4LSHPG	\$179
--------------------------------------	--	-----------------	-------



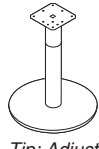
Tapered Leg

27 ³ / ₈ "		TSTT27M	\$125
----------------------------------	--	----------------	-------



Package of Four Tapered Legs

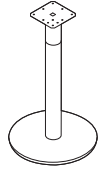
27 ³ / ₈ "		TSTT27M4	\$441
----------------------------------	--	-----------------	-------



Tip: Adjustability range is 3¹/₂".

Adjustable Round Table Base

27 ³ / ₈ "	18"	TSTTT27	\$349
----------------------------------	-----	----------------	-------



Café-Height Adjustable Round Table Base

41"	18"	TSTTT39	\$371
-----	-----	----------------	-------



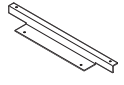
Pair of Counter-to-Worksurface Tie Plates

		TSTTPC2W	\$ 94
--	--	-----------------	-------



Pair of Shelf-to-Worksurface Tie Plates

		TSTTPS2W	\$ 38
--	--	-----------------	-------



Counter Frame-to-Worksurface Tie Plate

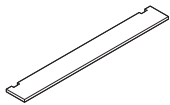
		TSTTPF2W	\$ 88
--	--	-----------------	-------

Tour Workspace

Shelves

SIN 711.2

Tip: Standard worksurfaces are 1 1/8" thick. However, the actual thickness between Low-Pressure Laminate (LPL) and High-Pressure Laminate (HPL) worksurfaces is slightly different. It is recommended that only worksurfaces of the same type are specified in a given application. In addition, there may be sheen or texture differences when using LPL and HPL in adjacent applications. Please use caution when mixing and matching different worksurface types.



Right-hand corner shelf shown

Tip: Corner shelf requires one post leg for support.

Tip: 21"D and 33"D rectangular shelves and corner shelves require additional support of a post leg or end support.

▶ See page 91

Standard Includes	Required to Specify
<ul style="list-style-type: none"> ▶ Need help? See <i>Turnstone Specification Guide</i> for product details. • 1 1/8"-thick shelf: Low-Pressure Laminate or High-Pressure Laminate • 3 mm radius profile edge: plastic • Shelf-to-counter attachment hardware: 4799 Platinum • Cutout for vertical cord cover • Shipped ready to install 	<ul style="list-style-type: none"> 1 Style number 2 Low-Pressure Laminate or High-Pressure Laminate color number for shelf 3 Plastic edge band color number for shelf 4 Options, if selected (see below) ▶ See <i>Surface Materials</i>, page 166.

Options	Price	Required to Specify
Surface Materials <ul style="list-style-type: none"> • High-Pressure Laminate worksurfaces • Open Line laminate 	<ul style="list-style-type: none"> +\$65 plus cost of laminate 	<ul style="list-style-type: none"> ▶ See <i>Surface Materials Reference Manual</i>.
Related Products <ul style="list-style-type: none"> • Counters • Post legs 		<ul style="list-style-type: none"> ▶ Page 73 ▶ Page 90

Specification Information					
• Dimensions		• Style Number	• Price	• Style Number	• Base Price
D	W	LPL		HPL	

Shelves

9"	70"	TSTMLF0970	\$187	TSTMHF0970	\$234
21"	70"	TSTMLF2170	\$275	TSTMHF2170	\$322
33"	70"	TSTMLF3370	\$320	TSTMHF3370	\$367

Corner Shelves

Left-Hand Corner Shelf

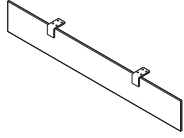
45"	70"	TSTMLF4570L	\$281	TSTMHF4570L	\$328
-----	-----	--------------------	-------	--------------------	-------

Right-Hand Corner Shelf

45"	70"	TSTMLF4570R	\$281	TSTMHF4570R	\$328
-----	-----	--------------------	-------	--------------------	-------

Modesty Panels

SIN 711.2



Tip: Modesty panel hangs 6" from each side of worksurface.

Standard Includes	Required to Specify
<ul style="list-style-type: none"> ▶ Need help? See <i>Turnstone Specification Guide</i> for product details. • Modesty panel: Low-Pressure Laminate with matching polypropylene edge band • Brackets: paint price group 1 • Attachment hardware: black • Shipped ready to install 	<ol style="list-style-type: none"> 1 Style number 2 Laminate color number for modesty panel 3 Paint color number for brackets 4 Options, if selected (see below) <p>▶ See <i>Surface Materials</i>, page 166.</p>

Options	Price	Required to Specify
Surface Materials Brackets <ul style="list-style-type: none"> • Paint price group 1 • Paint price group 2 	No cost +\$16	Specify paint color number. Specify paint color number.


Specification Information			
Dimensions		Style	Base
H	W	Number	Price
12"	42"	TSTWMP1242	\$189
12"	48"	TSTWMP1248	\$202
12"	54"	TSTWMP1254	\$215
12"	60"	TSTWMP1260	\$227
12"	66"	TSTWMP1266	\$239
12"	72"	TSTWMP1272	\$253

Tour Workspace

Screens and Screen Connectors

SIN 711.2

Screens



Tip: Screens attach easily to counters, with screen connectors sold separately.

Tip: Tour screens are designed to work in conjunction with the entire Tour product line. Screen heights are nominal. Screen widths are actual.

▶ See *Turnstone Specification Guide* for actual height dimensions.

Standard Includes	Required to Specify
<ul style="list-style-type: none"> ▶ Need help? See <i>Turnstone Specification Guide</i> for product details. • Frame: Clear Anodized Aluminum • Infill: Low-Pressure Laminate • Adjustable leveling glides • Shipped ready to install 	<ul style="list-style-type: none"> 1 Style number 2 Laminate color number for screens ▶ See <i>Surface Materials</i>, page 166.

Related Products	
<ul style="list-style-type: none"> • Screen connectors • Counters 	<ul style="list-style-type: none"> ▶ Page 95 ▶ Page 73

Specification Information				
• Dimensions			• Style	• Price
D	W	H	Number	
1"	24"	30"	TSTPL3024	\$224
1"	30"	30"	TSTPL3030	\$240
1"	36"	30"	TSTPL3036	\$286
1"	42"	30"	TSTPL3042	\$292
1"	48"	30"	TSTPL3048	\$304
1"	24"	42"	TSTPL4224	\$269
1"	30"	42"	TSTPL4230	\$292
1"	36"	42"	TSTPL4236	\$349
1"	42"	42"	TSTPL4242	\$361
1"	48"	42"	TSTPL4248	\$384
1"	24"	48"	TSTPL4824	\$292
1"	30"	48"	TSTPL4830	\$304
1"	36"	48"	TSTPL4836	\$361
1"	42"	48"	TSTPL4842	\$384
1"	48"	48"	TSTPL4848	\$407
1"	24"	60"	TSTPL6024	\$309
1"	30"	60"	TSTPL6030	\$361
1"	36"	60"	TSTPL6036	\$384
1"	42"	60"	TSTPL6042	\$458
1"	48"	60"	TSTPL6048	\$498

Screens Connectors

Standard Includes **Required to Specify**

▶ Need help?
See *Turnstone Specification Guide* for product details.

- Screen connector: 4799 Platinum paint

Style number

Related Products

- Screens

▶ Page 94

Specification Information

Style Number	Price
:	:
:	:

Inline and L, Same Height Screen Connector

TSTPBSH2	\$29
:	:

T, Same Height Screen Connector

TSTPBSH3	\$42
:	:

Inline and L, Change-of-Height Screen Connectors

TSTPBCOH2	\$29
:	:

T, Change-of-Height Screen Connectors

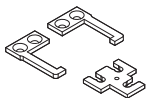
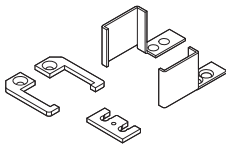
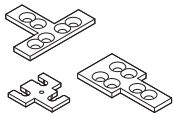
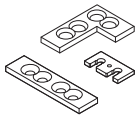
TSTPBCOH3	\$42
:	:

120° Two-Way, Same Height Screen Connector

TSTPB120	\$43
:	:

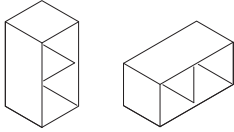
120° Three-Way, Same Height Screen Connector

TSTPB120Y	\$48
:	:



HV Cabinet

SIN 711.2



Tip: Laminate grain direction on doors runs vertical when cabinet is horizontal.

Standard Includes	Required to Specify
-------------------	---------------------

- | | | |
|--|---|---|
| <ul style="list-style-type: none"> ▶ Need help? See <i>Turnstone Specification Guide</i> for product details. | <ul style="list-style-type: none"> • Steel cabinet and shelf: paint price group 1 • Center divider: laminate color to complement cabinet • Shipped fully assembled | <ul style="list-style-type: none"> 1 Style number 2 Paint color number for cabinet and shelf 3 Options, if selected (see below) ▶ See <i>Surface Materials</i>, page 166. |
|--|---|---|

Options	Price	Required to Specify
---------	-------	---------------------

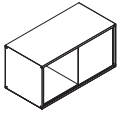
Surface Materials	Steel cabinet and shelf <ul style="list-style-type: none"> • Paint price group 1 • Paint price group 2 	No cost +\$42	Specify paint color number. Specify paint color number.
	Pulls <ul style="list-style-type: none"> • Paint price group 1 • Paint price group 2 	No cost +\$ 5 per door	Specify paint color number. Specify paint color number.
Doors	Laminate <ul style="list-style-type: none"> • One laminate sliding door • Two laminate sliding doors 	+\$31 +\$62	Specify with one laminate sliding door. Specify with two laminate sliding doors.
Related Products	<ul style="list-style-type: none"> • Counters • Pile files • Markerboards 		<ul style="list-style-type: none"> ▶ Page 73 ▶ Page 101 ▶ Page 102

Specification Information				
Dimensions			Style	Base
D	W	H	Number	Price

18"	18"	36"	TSTSCHV36	\$395
-----	-----	-----	------------------	-------

Shared HV Cabinet

SIN 711.2



Standard Includes	Required to Specify
<ul style="list-style-type: none"> ▶ Need help? See <i>Turnstone Specification Guide</i> for product details. • Steel cabinet and center divider: paint price group 1 • Non-locking • Shipped fully assembled 	<ul style="list-style-type: none"> 1 Style number 2 Paint color number for cabinet and center divider 3 Options, If selected (see below) ▶ See <i>Surface Materials</i>, page 166.

Tip: Pull paint color number is required when door option is selected.
▶ Page 166

Options	Price	Required to Specify
Surface Materials <ul style="list-style-type: none"> • Steel cabinet • Paint price group 1 • Paint price group 2 	<ul style="list-style-type: none"> No cost +\$42 	<ul style="list-style-type: none"> Specify paint color number. Specify paint color number.
<ul style="list-style-type: none"> • Pulls • Paint price group 1 • Paint price group 2 	<ul style="list-style-type: none"> No cost +\$10 	<ul style="list-style-type: none"> Specify paint color number. Specify paint color number.
Doors <ul style="list-style-type: none"> • Laminate • Two laminate sliding doors 	<ul style="list-style-type: none"> +\$62 	<ul style="list-style-type: none"> Specify with two laminate sliding doors and indicate laminate color number. ▶ See <i>Surface Materials</i>, page 166
Related Products <ul style="list-style-type: none"> • Magnetic markerboards 		<ul style="list-style-type: none"> ▶ Page 102

Specification Information				
Dimensions			Style Number	Base Price
D	W	H		
18"	18"	36"	TSTSCHVD36	\$562

Tour Workspace

Bookcases

SIN 711.2

Standard Includes		Required to Specify
<ul style="list-style-type: none"> ▶ Need help? See <i>Turnstone Specification Guide</i> for product details. 	<ul style="list-style-type: none"> • Low-Pressure Laminate bookcase with matching polypropylene edge band • Two fixed shelves each side for shared bookcase • One fixed shelf for personal bookcase • Shipped fully assembled 	<ul style="list-style-type: none"> 1 Style number 2 Laminate color number for bookcase 3 Options, if selected (see below) ▶ See <i>Surface Materials</i>, page 166.

Tip: A personal bookcase can be specified with optional legs for use at the bottom of a counter.

Options	Price	Required to Specify
Legs <ul style="list-style-type: none"> • Legs for personal bookcase 	+\$52	Specify <i>with legs</i> .
Related Products <ul style="list-style-type: none"> • Counters • Pile files 		<ul style="list-style-type: none"> ▶ Page 73 ▶ Page 101

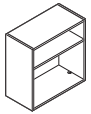
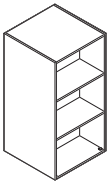
Specification Information		
Dimensions	Style Number	Base Price
D W H		

Shared Bookcase

18"	18"	36"	TSTSBS3618	\$603
-----	-----	-----	-------------------	-------

Personal Bookcase

9"	18"	18"	TTSBP1818	\$296
----	-----	-----	------------------	-------



without legs (standard)



with legs (optional)

My File

SIN 711.2

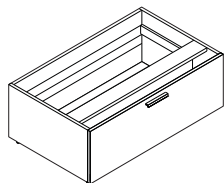
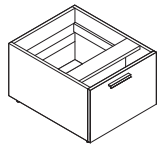
Tip: When placing my file under worksurface, leave six inches for bracket.

Standard Includes	Required to Specify
<ul style="list-style-type: none"> ▶ Need help? See <i>Turnstone Specification Guide</i> for product details. • My file and drawer front: Low-Pressure Laminate • Steel drawer body: black only • File drawer to accommodate suspended side-to-side filing, and provides space in front of files for miscellaneous storage • Non-locking drawer • Turnstone ledge pull: paint price group 1 • Adjustable leveling glides • Shipped fully assembled • Attachment hardware 	<ul style="list-style-type: none"> 1 Style number 2 Low-Pressure Laminate color number for file and drawer front 3 Paint color number for Turnstone ledge pull 4 Options, if selected (see below) <i>Tip: Remember to specify lock cylinder and key.</i> ▶ Lock cylinders, page 576 ▶ See <i>Surface Materials</i>, page 166.

Options	Price	Required to Specify
Surface Materials <ul style="list-style-type: none"> • Paint price group 1 • Paint price group 2 	No cost +\$ 6	Specify paint color number. Specify paint color number.
Drawer lock <ul style="list-style-type: none"> • Drawer lock: 9201 Polished Chrome 	+\$109	Specify with <i>9201 Polished Chrome lock</i> .
Related Products <ul style="list-style-type: none"> • Worksurfaces 		▶ Page 86–89

Specification Information

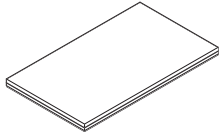
Dimensions			Style Number	Base Price
D	W	H		
24"	18"	15"	TSTSFL1518	\$624
24"	36"	15"	TSTSFL1536	\$988



Tour Workspace

SIN 711.2

Lateral File Cushion



Tip: Lateral file cushion can be installed on Tour coffee table height worksurface when attached to a Tour counter and above a my file on worksurface frame support.

Standard Includes	Required to Specify
<ul style="list-style-type: none"> ▶ Need help? See <i>Turnstone Specification Guide</i> for product details. • Fully upholstered lateral file cushion: fabric price group 1 • Hardware package to attach cushion to worksurface • Meets Cal. 116 and 117 requirements • Ships ready to assemble 	<ul style="list-style-type: none"> 1 Style number 2 Fabric color number for lateral file cushion 3 Options, if selected (see below) ▶ See <i>Surface Materials</i>, page 166.

Options		Price	Required to Specify
Surface Materials	Upholstery		
	• Fabric price group 1	No cost	Specify fabric color number.
	• Fabric price group 2	+\$ 23	Specify fabric color number.
	• Fabric price group 3	+\$ 45	Specify fabric color number.
	• Fabric price group 4	+\$ 62	Specify fabric color number.
	• Fabric price group 5	+\$ 79	Specify fabric color number.
	• Fabric price group 6	+\$ 97	Specify fabric color number.
	• Fabric price group 7	+\$112	Specify fabric color number.
	• Fabric price group 8	+\$141	Specify fabric color number.
	• Fabric price group 9	+\$174	Specify fabric color number.
	• Fabric price group 10	+\$197	Specify fabric color number.
	• Leather price group	+\$492	Specify fabric color number.
	• Customer's Own Material (COM)	+\$ 34	Add suffix L to style number and specify leather color number.
			▶ See <i>Understanding Customer's Own Material (COM)</i> , page 188

Specification Information				
• Dimensions			• Style	• Base
D	W	H	Number	Price
24"	36"	2"	TSTLATPAD	\$263

Pile File

SIN 711.2



Tip: Adding a markerboard increases the usability of the Pile File's steel top and back.

Tip: Add an HV cabinet or bookcase to the top to add more storage space.

Tip: For legal size front-to-back filing, use 15" universal storage rail RXADRL15.

Tip: Due to stability requirements, fixed casters support the lower drawer and the 360° casters support the overall load of the Pile File.

Standard Includes	Required to Specify
-------------------	---------------------

- | | | |
|--|---|--|
| <ul style="list-style-type: none"> ▶ Need help? See <i>Turnstone Specification Guide</i> for product details. | <ul style="list-style-type: none"> • Steel top, back, and fixed center shelf: paint price group 1 • Drawer front, sides and sliding shelves: Low-Pressure Laminate • Drawer body: black only • Drawer and shelf suspensions: black only • Turnstone ledge pull: paint price group 1 • Adjustable leveling glides • Shipped fully assembled | <ul style="list-style-type: none"> 1 Style number 2 Paint color number for top, back, and fixed center shelf 3 Laminate color number for drawer front, sides, and sliding shelves 4 Paint color number for Turnstone ledge pull 5 Options, if selected (see below) <ul style="list-style-type: none"> <i>Tip: Remember to specify lock cylinder and key.</i> ▶ Lock cylinders, page 576 ▶ See <i>Surface Materials</i>, page 166. |
|--|---|--|

Options	Price	Required to Specify
---------	-------	---------------------

Surface Materials	Steel top, back, and fixed center shelf	
	<ul style="list-style-type: none"> • Paint price group 1 No cost • Paint price group 2 +\$ 42 	Specify paint color number. Specify paint color number.
	Pulls	
	<ul style="list-style-type: none"> • Paint price group 1 No cost • Paint price group 2 +\$ 6 	Specify paint color number. Specify paint color number.
Drawer lock	<ul style="list-style-type: none"> • Drawer lock: 9201 Polished Chrome +\$109 	Specify with 9201 Polished Chrome lock.
Casters	<ul style="list-style-type: none"> • Casters +\$ 52 	Specify with casters.
Related Products	<ul style="list-style-type: none"> • Markerboards • HV cabinets 	<ul style="list-style-type: none"> ▶ Page 102 ▶ Page 96

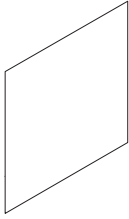
Specification Information				
Dimensions			Style	Base
D	W	H	Number	Price

18"	36"	42"	TSTSFP4236	\$1092
-----	-----	-----	-------------------	--------

Tour Workspace

Magnetic Markerboards

SIN 711.2



Tip: Makes a convenient markerboard on any steel surfaces.

Tip: Actual markerboard dimensions are 16½"W x 16½"H and 34"W x 16½"H respectively. They are designed to fit within the 18"W x 18"H and 36"W x 18"H footprint of the HV Cabinets and Pile File.

Standard Includes	Required to Specify
-------------------	---------------------

- | | | |
|--|---|--|
| <ul style="list-style-type: none"> ▶ Need help? See <i>Turnstone Specification Guide</i> for product details. | <ul style="list-style-type: none"> • Magnetic markerboard: 6650 Sodium | <ul style="list-style-type: none"> Style number |
|--|---|--|

Related Products

- | | |
|---|---|
| <ul style="list-style-type: none"> • HV cabinets • Pile files | <ul style="list-style-type: none"> ▶ Page 96 ▶ Page 101 |
|---|---|

Specification Information				
---------------------------	--	--	--	--

• Dimensions			• Style	• Price
D	W	H	Number	
1/8"	18"	18"	TSTSMB1818	\$ 52
1/8"	36"	18"	TSTSMB3618	\$104

SIN 711.2

Utility2 Shelf Lights

SIN 711.1

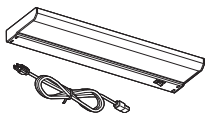
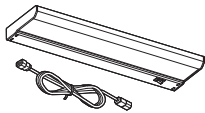
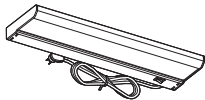
Tip: Daisy chaining is not allowed in New York City or Chicago. Local electrical codes vary, so you should consult a qualified electrical contractor or engineer for proper installation of all electrical equipment.

Tip: Specification guidelines can be found on the next page.

Tip: Cord on stand alone light has right-hand exit. Cord on daisy chain light has off center exit.

Tip: Because shelf lights are usually recessed, black is the standard paint color. Paint colors other than black have an upcharge.

Tip: If an optional paint color is selected for the housing, the electrical switches and end caps will remain black plastic.



Tip: Minimum of two fixtures for daisy chaining and maximum of 10.

Tip: When ordering starter light do not order a daisy chain starter cord.

Standard Includes	Required to Specify
-------------------	---------------------

- | | | |
|--|--|---|
| <ul style="list-style-type: none"> ▶ Need help? See <i>Turnstone Specification Guide</i> for product details. | <ul style="list-style-type: none"> • Light housing with right-hand on-off switch: black paint • End cap cord managers: black plastic only • Cords: <ul style="list-style-type: none"> – 9' cord with three-prong plug on stand alone lights and daisy chain starter lights, if selected – 78" jumper cord on daisy chain lights, if selected • Prismatic lens • Angled reflector: silver only • T8 3500K lamp • Ballast • Universal and flush mounting hardware package | <ul style="list-style-type: none"> 1 Style number 2 Paint color number, if other than black 3 Options, if selected (see below) ▶ See <i>Surface Materials Reference Manual</i>. |
|--|--|---|

Options	Price	Required to Specify
---------	-------	---------------------

Surface Materials	<ul style="list-style-type: none"> • Painted light housing other than black 	+\$22 Specify paint color number for housing. ▶ See <i>Surface Materials Reference Manual</i> .
Lens	<ul style="list-style-type: none"> • Bat-wing lens 	+\$30 Specify with bat-wing lens.

Specification Information

Dimensions	Lamp	Style	Base
D W H	Wattage	Number	Price

Electronic High-Power-Factor Ballast

6 7/8"	25"	1 5/8"	17 watts	LSB24K2	\$255
6 7/8"	37"	1 5/8"	25 watts	LSB36K2	\$301
6 7/8"	49"	1 5/8"	32 watts	LSB48K2	\$334

With Chicago Cord Including Circuit Breaker

6 7/8"	25"	1 5/8"	17 watts	LSB24KC2	\$314
6 7/8"	37"	1 5/8"	25 watts	LSB36KC2	\$360
6 7/8"	49"	1 5/8"	32 watts	LSB48KC2	\$393

Daisy Chain Light with 78" Jumper Cord

6 7/8"	25"	1 5/8"	17 watts	LSB24KD2	\$288
6 7/8"	37"	1 5/8"	25 watts	LSB36KD2	\$334
6 7/8"	49"	1 5/8"	32 watts	LSB48KD2	\$367

Daisy Chain Starter Light with 9' Starter Cord

6 7/8"	25"	1 5/8"	17 watts	LSB24KS2	\$288
6 7/8"	37"	1 5/8"	25 watts	LSB36KS2	\$334
6 7/8"	49"	1 5/8"	32 watts	LSB48KS2	\$367

▶ **Specification Information, continued on next page**

SIN 711.1

► Specification Information, continued from previous page

Specification Information

Dimensions			Lamp	Style	Base
D	W	H	Wattage	Number	Price

Electronic Normal-Power-Factor Ballast

67/8"	25"	15/8"	17 watts	LSB24M2	\$182
67/8"	37"	15/8"	25 watts	LSB36M2	\$228
67/8"	49"	15/8"	32 watts	LSB48M2	\$261

With Chicago Cord Including Circuit Breaker

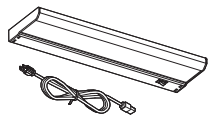
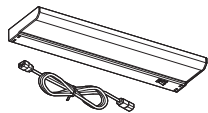
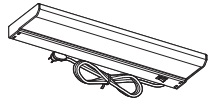
67/8"	25"	15/8"	17 watts	LSB24MC2	\$241
67/8"	37"	15/8"	25 watts	LSB36MC2	\$287
67/8"	49"	15/8"	32 watts	LSB48MC2	\$320

Daisy Chain Light with 78" Jumper Cord

67/8"	25"	15/8"	17 watts	LSB24MD2	\$215
67/8"	37"	15/8"	25 watts	LSB36MD2	\$261
67/8"	49"	15/8"	32 watts	LSB48MD2	\$294

Daisy Chain Starter Light with 9' Starter Cord

67/8"	25"	15/8"	17 watts	LSB24MS2	\$215
67/8"	37"	15/8"	25 watts	LSB36MS2	\$261
67/8"	49"	15/8"	32 watts	LSB48MS2	\$294



Tip: Minimum of two fixtures for daisy chaining and maximum of 10.


Tip: When ordering starter light do not order a daisy chain starter cord.

Specification Guidelines

Application	Requirement
2 lights	1 starter light fixture and 1 daisy chain light with jumper cord fixtures
3 lights	1 starter light fixture and 2 daisy chain light with jumper cord fixtures
4 lights	1 starter light fixture and 3 daisy chain light with jumper cord fixtures
5 lights	1 starter light fixture and 4 daisy chain light with jumper cord fixtures
6 lights	1 starter light fixture and 5 daisy chain light with jumper cord fixtures
7 lights	1 starter light fixture and 6 daisy chain light with jumper cord fixtures
8 lights	1 starter light fixture and 7 daisy chain light with jumper cord fixtures
9 lights	1 starter light fixture and 8 daisy chain light with jumper cord fixtures
10 lights	1 starter light fixture and 9 daisy chain light with jumper cord fixtures

Products on this page are Steelcase, not Turnstone. They are included here to simplify your planning. Remember that Steelcase has different pricing terms than Tour products.

Campfire



Statement of Line **108**



Specifying

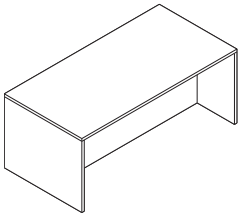
Big Tables (SIN 711.2)	110
Big Tables with Trough (SIN 711.2)	111
Table Accessory (SIN 711.2)	112
Mobile Storage Cabinets (SIN 711.2)	113
Big Lamp (SIN 711.2)	114
Personal Table (SIN 711.2)	115
LED Personal Task Lights (SIN 711.2)	116
Paper Table and Accessories (SIN 711.2)	117
Screens (SIN 711.2)	119
Big Lounge (SIN 711.2)	120
Half Lounge, Wedge, and Ottoman (SIN 711.2)	121
Slim Table, Skate Table, and Footrest (SIN 711.2)	124
Accessories (SIN 711.2)	126



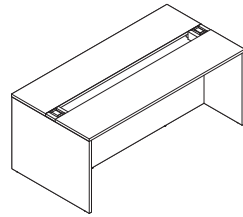
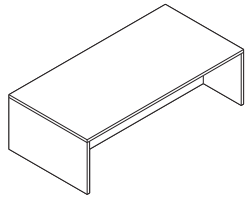
Surface Materials **168**

Statement of Line

Campfire



Big Tables
Specifying
▶ Page 110



Big Tables with Trough
Specifying
▶ Page 111

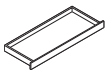
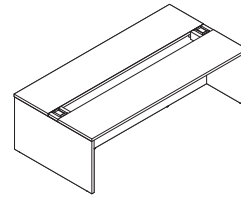
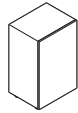
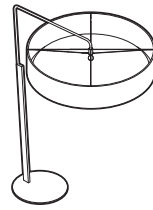


Table Drawer
Specifying
▶ Page 112



Mobile Storage Cabinets
Specifying
▶ Page 113



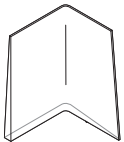
Big Lamp
Specifying
▶ Page 114



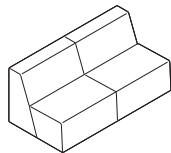
Personal Table
Specifying
▶ Page 115



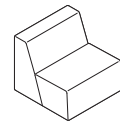
Paper Table
Specifying
▶ Page 117



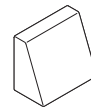
Screens
Specifying
▶ Page 119



Big Lounge
Specifying
▶ Page 120



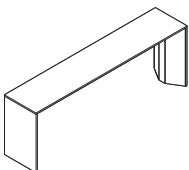
Half Lounge
Specifying
▶ Page 121



Wedge
Specifying
▶ Page 122



Ottoman
Specifying
▶ Page 123




Slim Table
Specifying
▶ Page 124



Skate Table
Specifying
▶ Page 125



Footrest
Specifying
▶ Page 125



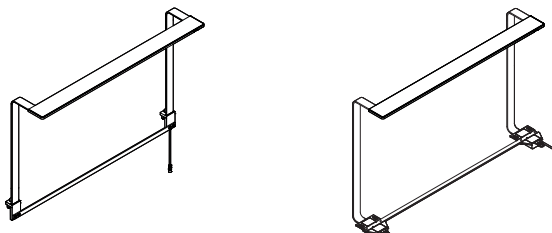
Accessories
Specifying
▶ Page 126

Personal task lights

offer end users added control and adjustability to place the proper amount of personal lighting to create a holistic worksetting. Ideally suited for rail-mount, desk, or freestanding applications.

LED Lights

Rail-Mounted and Non Rail-Mounted

LED Personal Task Lights**Mounting**

- Rail-mounted attaches directly to rail systems in Ology, c:scape, FrameOne, Elective Elements, Impact, turnstone Campfire big table, and SOTO Rail. The non rail-mounted version attaches to most freestanding desks and tables.
Tip: Non rail-mounted LED personal task lights will not work on worksurfaces with knife edge that is longer than 1¼", or with modesty panels or modesty screens closer than 6" from the back edge.

Specifying
▶ Page 116

Depth

6"

Width

30"

Lamp

120 LEDs

Watts/Lumens

12.6 Watts/414 Lumens

Color Temperature

3500K

Description

Intended to be a primary light source, LED personal task light covers the user's active work zone with a smartly-designed array of light. The light is specifically designed to direct light where it is needed. Energy efficient at only 14 watts, LED personal task light is engineered to have a useful life of over 50,000 hours. It attaches directly to the rail systems of Ology, c:scape, FrameOne, Impact, Elective Elements, turnstone big table, and SOTO Rail. A non-rail-mounted version attaches to freestanding desks and tables.

Finish Options

- Fixture and stanchions, paint: 4799 Platinum Metallic, 4231 Arctic White, 4710 Low Gloss Black. Plastic cover Arctic White (6009) only.

Optics

- Polycarbonate matte film

Ballasts

- Energy saving low-voltage power supply

Electronic Dimmer

- Standard on all lights

Average Rated Lamp Life

- 50,000 hrs.

Warranty

- Power supply - 5 years
- Fixture - 12 years

Big Tables

SIN 711.2

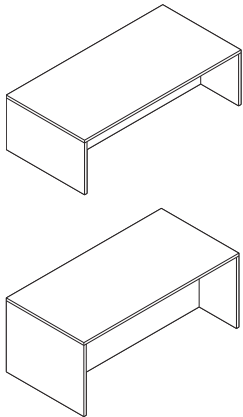
Standard Includes	Required to Specify
<ul style="list-style-type: none"> • 1 3/8"-thick worksurface center and end panel: Low-Pressure Laminate • 3 mm radius edge band 4 top sides: default color to match laminate • 1 mm radius edge band vertical: default color to match laminate • Adjustable leveling glides • Shipped ready to assemble 	<ul style="list-style-type: none"> 1 Style number 2 Low-Pressure Laminate color number for table top, center, and end panel ▶ See <i>Surface Materials</i>, page 168.

	Options	Price		Required to Specify
Surface Materials	High-Pressure Laminate	28"H	40"H	Specify High-Pressure Laminate color number.
	• High-Pressure Laminate	+\$ 880	+\$ 980	
	Wood veneer	28"H	40"H	Specify wood color number. Specify Premium wood 2 finish number. Specify Premium wood 3 finish number.
	• Wood veneer	+\$1700	+\$1800	
	• Premium wood 2	+\$1900	+\$2000	
	• Premium wood 3	+\$2100	+\$2200	
Modesty Panel	• Contrasting modesty panel	+\$ 110		Specify <i>with contrasting modesty panel</i> and indicate color number.
Related Products	• Mobile storage cabinets and wardrobes			▶ Page 113
	• Table drawer			▶ Page 112

Tip: Contrasting finishes are limited to the primary finish (Low-Pressure Laminate with contrasting Low-Pressure Laminate, High-Pressure Laminate with contrasting High-Pressure Laminate, or veneer with contrasting veneer).

Specification Information

• Dimensions			• Style	• Price
D	W	H	Number	
48"	96"	28"	TS4TL28	\$1661
48"	96"	40"	TS4TL40	\$1857



Big Tables with Trough

SIN 711.2

Standard Includes	Required to Specify
<ul style="list-style-type: none"> • 1 3/8"-thick worksurface center and end panel: Low-Pressure Laminate • 3 mm radius edge band 4 top sides: default color to match laminate • 1 mm radius edge band vertical: default color to match laminate • Technology trough: 4799 Metallic Platinum • Grommet on each end of trough: anodized aluminum • Adjustable leveling glides • Shipped ready to assemble 	<ul style="list-style-type: none"> 1 Style number 2 Low-Pressure Laminate color number for table top, center, and end panel 3 Options, if selected (see below) ▶ See <i>Surface Materials</i>, page 168.

Tip: Trough is 10" in diameter.

Options	Price	Required to Specify
Surface Materials <ul style="list-style-type: none"> • High-Pressure Laminate 	28"H +\$ 880 40"H +\$ 980	Specify High-Pressure Laminate color number.
Wood veneer <ul style="list-style-type: none"> • Wood veneer • Premium wood 2 • Premium wood 3 	28"H +\$1700 40"H +\$1800 +\$1900 +\$2000 +\$2100 +\$2200	Specify wood color number. Specify Premium wood 2 finish number. Specify Premium wood 3 finish number.
Modesty Panel <ul style="list-style-type: none"> • Contrasting modesty panel 	+\$ 110	Specify with <i>contrasting modesty panel</i> and indicate color number.
Receptacles <ul style="list-style-type: none"> • Pop-up receptacle: set of 2 power on each end • Pop-up receptacle: set of 1 power, 1 data on each end 	+\$ 689 +\$ 689	Specify with <i>2 power receptacle</i> and specify paint color number. Specify with <i>1 power/1 data receptacle</i> and specify paint color number.
Center Rail <ul style="list-style-type: none"> • Anodized aluminum 	+\$ 273	Specify with <i>center rail</i> .
Related Products <ul style="list-style-type: none"> • Mobile storage cabinets and wardrobes • Table drawer • Data management and power 		▶ Page 113 ▶ Page 112 ▶ Page 126

Tip: Contrasting finishes are limited to the primary finish (Low-Pressure Laminate with contrasting Low-Pressure Laminate, High-Pressure Laminate with contrasting High-Pressure Laminate, or veneer with contrasting veneer).

Tip: Pop-up receptacles come with a 10' cord.

Tip: For use in Chicago, use TS4TPWR1 or TS4TPWRD1 pop-up power receptacle and data only.

Tip: For hardwire option, contact *Specials*.

Specification Information

Dimensions			Style	Base
D	W	H	Number	Price
48"	96"	28"	TS4TLT28	\$1956
48"	96"	40"	TS4TLT40	\$2152

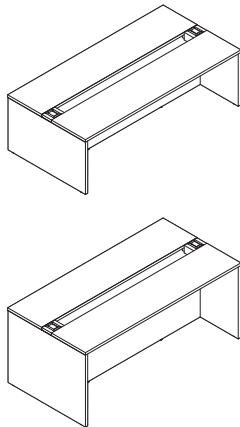
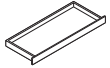


Table Accessory

SIN 711.2

Table Drawer



Tip: If mobile storage cabinets or wardrobe is used underneath a table drawer, storage cabinets or wardrobe will require the glide option instead of casters in order to clear the table drawers.

Standard Includes	Required to Specify
<ul style="list-style-type: none"> • Drawer: Low-Pressure Laminate • Black laminate drawer interior • Attachment hardware 	<ul style="list-style-type: none"> 1 Style number 2 Low-Pressure Laminate color number for drawer ▶ See <i>Surface Materials</i>, page 168.

Related Products	
<ul style="list-style-type: none"> • Big tables • Big tables with trough 	<ul style="list-style-type: none"> ▶ Page 110 ▶ Page 111

Specification Information				
• Dimensions			• Style	• Price
D	W	H	Number	
18"	46"	3"	TS4TLDRW	\$383

Mobile Storage Cabinets

SIN 711.2

Standard Includes	Required to Specify
<ul style="list-style-type: none"> Mobile storage cabinet: Low-Pressure Laminate Two, height-adjustable shelves Wardrobe on one side, if selected Casters Shipped assembled 	<ol style="list-style-type: none"> Style number Low-Pressure Laminate color number for storage cabinet Options, if selected (see below) <p>▶ See <i>Surface Materials</i>, page 168.</p>

Tip: Remember to specify lock cylinder and key.
▶ Lock cylinders, page 577

Options	Price	Required to Specify
Lock <ul style="list-style-type: none"> 9201 Polished Chrome 9250 Ember Chrome 	<ul style="list-style-type: none"> +\$109 +\$109 	Specify with <i>9201 Polished Chrome</i> . Specify with <i>9250 Ember Chrome</i> .
Glides <ul style="list-style-type: none"> Glides 	No cost	Specify with <i>glides</i> .
Related Products <ul style="list-style-type: none"> Big tables Big tables with trough 		▶ Page 110 ▶ Page 111

Specification Information					
Dimensions			Style	Base	
D	W	H	Number	Price	
18 1/2"	23"	38"	TS4TSLH	\$956	

Storage Cabinets

Left-hand

18 1/2"	23"	38"	TS4TSLH	\$956
---------	-----	-----	---------	-------

Right-hand

18 1/2"	23"	38"	TS4TSRH	\$956
---------	-----	-----	---------	-------

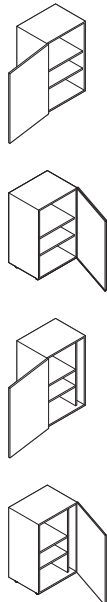
Storage Cabinet Wardrobes

Left-hand

18 1/2"	23"	38"	TS4TSWLH	\$956
---------	-----	-----	----------	-------

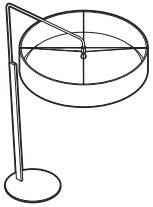
Right-hand

18 1/2"	23"	38"	TS4TSWRH	\$956
---------	-----	-----	----------	-------



Big Lamp

SIN 711.2



Tip: Shade diameter is 55".

Tip: Bottom of shade is 78" off of the floor.

Tip: Light bulb is not included. Use a 100 watt A19 incandescent bulb. A compact fluorescent bulb can be used as long as the overall length does not exceed 47/16".

Standard Includes	Required to Specify
-------------------	---------------------

- Lamp base: paint price group 1
- Lamp shade: Cogent: Connect
- 9' cord with three-prong plug
- Shipped ready to assemble

- 1 Style number
 - 2 Paint color number for lamp base
 - 3 Upholstery color number for lamp shade
 - 4 Options, if selected (see below)
- ▶ See *Surface Materials*, page 168.

Options	Price	Required to Specify
---------	-------	---------------------

Surface Materials

Lamp base

- Paint price group 1 No cost
- Paint price group 2 No cost
- Paint price group 3 +\$ 57
- Lux Coatings +\$161

- Specify paint color number.
Specify paint color number.
Specify paint color number.
Specify Lux Coatings color number.

Related Products

- Ottoman

▶ Page 123

Specification Information				
• Dimensions			• Style	• Base
D	W	H	Number	Price

55"	76"	93"	TS4TBL	\$1639
-----	-----	-----	---------------	--------

Personal Table

SIN 711.2



Tip: The personal table is not intended for seating purposes, and has a load limit of 40 pounds.

Tip: Veneer top defaults to 3611 Natural Oak Veneer.

Tip: When ordering Open Line laminate patterns, patterns will not align between tables.

Standard Includes	Required to Specify
-------------------	---------------------

- | | |
|--|---|
| <ul style="list-style-type: none"> Personal table: High-Pressure Laminate | <ol style="list-style-type: none"> Style number High-Pressure Laminate color number for table: <ul style="list-style-type: none"> 2535 Virginia Walnut 2730 Arctic White 2HAT Acacia Options, if selected (see below) <ul style="list-style-type: none"> ▶ See <i>Surface Materials</i>, page 168. |
|--|---|

Options	Price	Required to Specify
---------	-------	---------------------

Top	<ul style="list-style-type: none"> High-Pressure Laminate 3611 Natural Oak Veneer Open Line laminate 	No cost +\$30 +\$65 plus cost of laminate	Specify laminate color number. Specify 3611 Natural Oak Veneer. ▶ See <i>Surface Materials</i> , page 168.
------------	---	--	--

Specification Information				
Dimensions			Style	Base
D	W	H	Number	Price

19½"	14"	26"	TS4TWP	\$439
------	-----	-----	---------------	-------



LED Personal Task Lights

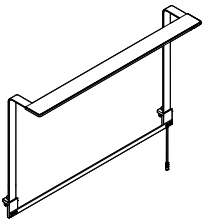
SIN 711.2

Standard Includes	Required to Specify
<ul style="list-style-type: none"> Housing: 6009 Arctic White plastic only Fixture and stanchions: paint Power supply with 12' cordage (6' from power supply to power outlet, 6' from power supply to fixture) Soft touch switch Ultra energy efficient LED light source Polycarbonate matte film diffuser Continuous dimming 	<ul style="list-style-type: none"> 1 Style number 2 Paint color number for fixture and stanchions: <ul style="list-style-type: none"> 4231 Arctic White 4710 Low Gloss Black 4799 Platinum Metallic

Specification Information					
• Dimensions			• Lamp	• Style	• Price
D	W	H	Wattage	Number	

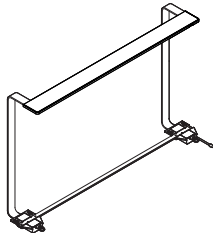
Rail-Mounted LED Personal Task Light

6"	30"	17"	14 watts	LPTL30	\$576
:	:	:	:	:	:



Non Rail-Mounted LED Personal Task Light

6"	30"	17"	14 watts	LPTL30NR	\$576
:	:	:	:	:	:



Tip: Non rail-mounted LED personal task lights will not work on worksurfaces with knife edge that is longer than 1 1/4", or with modesty panels or modesty screens closer than 6" from the back edge.

Paper Table and Accessories

SIN 711.2

Paper Table



Tip: If glass option is selected, standard stack of paper will be omitted.

Standard Includes	Required to Specify
-------------------	---------------------

- Table base: High-Pressure Laminate
- Plastic rotating table top: arctic white
- Steel table top tray: arctic white
- Stack of paper: 44 sheets
- Shipped assembled

- 1 Style number
- 2 High-Pressure Laminate color number for table base
- 3 Options, if selected (see below)
- ▶ See *Surface Materials*, page 168.

Options	Price	Required to Specify
---------	-------	---------------------

Paper	• Omit paper	-\$126	Specify with omit paper.
--------------	--------------	--------	--------------------------

Glass	• Glass	+\$ 16	Specify with glass.
--------------	---------	--------	---------------------

Related Products	• Paper • Glass		▶ See below ▶ Page 118
-------------------------	--------------------	--	---------------------------

Specification Information

• Dimensions			• Style	• Base
D	W	H	Number	Price
25"	25"	23½"	TS4TPT	\$945

Campfire

Paper



Standard Includes	Required to Specify
-------------------	---------------------

- Paper: 44 sheets

Style number

Related Products

- Paper table

▶ See above

Specification Information

• Style	• Price
Number	
TS4TPTP	\$126

Paper Table and Accessories, continued

SIN 711.2

Glass



Standard Includes **Required to Specify**

- Tempered glass
- Style number

Related Products

- Paper table
- ▶ Page 117

Specification Information

• Style Number	• Price
TS4TPTG	\$142

SIN 711.2

Standard Includes	Required to Specify
-------------------	---------------------

- Mesh screen: T615 Sultry Smoke
- Frame: 0835 Black paint
- Ships ready to assemble

- 1 Style number
- 2 Fabric color number for mesh screen
- ▶ See *Surface Materials*, page 168.

Related Products

- Big lamp
- Big lounge

- ▶ Page 114
- ▶ Page 120

Specification Information		
• Dimensions	• Style	• Price
H	Number	

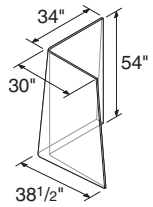
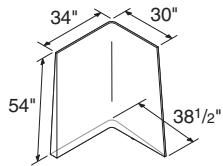
Screens

Right-Hand

54"	TS4TSCRNR	\$929
:	:	:

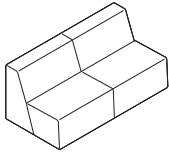
Left-Hand

54"	TS4TSCRNL	\$929
:	:	:



Big Lounge

SIN 711.2



Tip: Big lounge is available with multiple fabrics.
▶ See at right to specify.

Tip: When specifying multiple COM fabrics, indicate all surfaces where COM applies.
Example: TS3BCM with Designtex 1234 on seat and Designtex 5678 on back.

Standard Includes	Required to Specify
<ul style="list-style-type: none"> Fully upholstered armless lounge: fabric price group 1 Foot: black plastic Shipped fully assembled Meets Cal. 117 requirements 	<ol style="list-style-type: none"> Style number Fabric color number for upholstery Options, if selected (see below) <p>▶ See <i>Surface Materials</i>, page 168.</p>

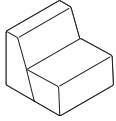
Surface Materials	Options	Price	Required to Specify
	Single upholstery fabric		
	<ul style="list-style-type: none"> Fabric price group 1 Fabric price group 2 Fabric price group 3 Fabric price group 4 Fabric price group 5 Fabric price group 6 Fabric price group 7 Fabric price group 8 Fabric price group 9 Fabric price group 10 Customer's Own Material (COM) 	<ul style="list-style-type: none"> No cost +\$ 35 +\$136 +\$244 +\$437 +\$457 +\$526 +\$749 +\$914 +\$957 +\$ 34 	<ul style="list-style-type: none"> Specify fabric color number. Specify fabric color number. Specify fabric color number. Specify fabric color number. Specify fabric color number. Specify fabric color number. Specify fabric color number. Specify fabric color number. Specify fabric color number. Specify fabric color number. Specify fabric color number. <p>▶ See <i>Understanding Customer's Own Material (COM)</i>, page 188.</p>
	Multiple upholstery fabric		
	<ul style="list-style-type: none"> Different fabric on seat and back 	<ul style="list-style-type: none"> +\$ 60 	<ul style="list-style-type: none"> Add suffix M to big lounge chair style number and select fabric color number for: 1 Seat, 2 Back
	① Fabric on seat		
	<ul style="list-style-type: none"> Fabric price group 1 Fabric price group 2 Fabric price group 3 Fabric price group 4 Fabric price group 5 Fabric price group 6 Fabric price group 7 Fabric price group 8 Fabric price group 9 Fabric price group 10 Customer's Own Material (COM) 	<ul style="list-style-type: none"> No cost +\$ 15 +\$ 58 +\$105 +\$188 +\$196 +\$225 +\$321 +\$392 +\$411 +\$ 16 	<ul style="list-style-type: none"> Specify fabric color number. Specify fabric color number. Specify fabric color number. Specify fabric color number. Specify fabric color number. Specify fabric color number. Specify fabric color number. Specify fabric color number. Specify fabric color number. Specify fabric color number. <p>▶ See <i>Understanding Customer's Own Material (COM)</i>, page 188.</p>
	② Fabric on back		
	<ul style="list-style-type: none"> Fabric price group 1 Fabric price group 2 Fabric price group 3 Fabric price group 4 Fabric price group 5 Fabric price group 6 Fabric price group 7 Fabric price group 8 Fabric price group 9 Fabric price group 10 Customer's Own Material (COM) 	<ul style="list-style-type: none"> No cost +\$ 23 +\$ 94 +\$171 +\$310 +\$324 +\$374 +\$533 +\$652 +\$681 +\$ 16 	<ul style="list-style-type: none"> Specify fabric color number. Specify fabric color number. Specify fabric color number. Specify fabric color number. Specify fabric color number. Specify fabric color number. Specify fabric color number. Specify fabric color number. Specify fabric color number. Specify fabric color number. <p>▶ See <i>Understanding Customer's Own Material (COM)</i>, page 188.</p>
Related Products	<ul style="list-style-type: none"> Ottoman 		▶ Page 123

Specification Information				
• Dimensions			• Style	• Base
D	W	H	Number	Price
32"	66"	29"	TS3BC	\$2513

Half Lounge, Wedge, and Ottoman

SIN 711.2

Half Lounge



Standard Includes	Required to Specify
-------------------	---------------------

- | | |
|---|---|
| Standard Includes | Required to Specify |
| <ul style="list-style-type: none"> Fully upholstered armless lounge: fabric price group 1 Foot: black plastic Shipped fully assembled Meets Cal. 117 requirements | <ul style="list-style-type: none"> 1 Style number 2 Fabric color number for upholstery 3 Options, if selected (see below) ▶ See <i>Surface Materials</i>, page 168. |

Options	Price	Required to Specify
---------	-------	---------------------

Options	Price	Required to Specify
Surface Materials		
Single upholstery fabric		
<ul style="list-style-type: none"> Fabric price group 1 Fabric price group 2 Fabric price group 3 Fabric price group 4 Fabric price group 5 Fabric price group 6 Fabric price group 7 Fabric price group 8 Fabric price group 9 Fabric price group 10 Customer's Own Material (COM) 	<ul style="list-style-type: none"> No cost +\$ 18 +\$ 61 +\$132 +\$232 +\$250 +\$263 +\$378 +\$442 +\$467 +\$ 34 	<ul style="list-style-type: none"> Specify fabric color number. Specify fabric color number. Specify fabric color number. Specify fabric color number. Specify fabric color number. Specify fabric color number. Specify fabric color number. Specify fabric color number. Specify fabric color number. Specify fabric color number. ▶ See <i>Understanding Customer's Own Material (COM)</i>, page 188.

Tip: Half lounge is available with multiple fabrics.
▶ See at right to specify.

Tip: When specifying multiple COM fabrics, indicate all surfaces where COM applies.
Example: TS3HLM with Designtex 1234 on seat and Designtex 5678 on back.

Multiple upholstery fabric		
<ul style="list-style-type: none"> Different fabric on seat and back 	+\$ 60	<ul style="list-style-type: none"> Add suffix M to half lounge chair style number and select fabric color number for: 1 Seat, 2 Back

1 Fabric on seat		
<ul style="list-style-type: none"> Fabric price group 1 Fabric price group 2 Fabric price group 3 Fabric price group 4 Fabric price group 5 Fabric price group 6 Fabric price group 7 Fabric price group 8 Fabric price group 9 Fabric price group 10 Customer's Own Material (COM) 	<ul style="list-style-type: none"> No cost +\$ 11 +\$ 23 +\$ 53 +\$ 79 +\$145 +\$158 +\$168 +\$232 +\$257 +\$ 16 	<ul style="list-style-type: none"> Specify fabric color number. Specify fabric color number. Specify fabric color number. Specify fabric color number. Specify fabric color number. Specify fabric color number. Specify fabric color number. Specify fabric color number. Specify fabric color number. Specify fabric color number. ▶ See <i>Understanding Customer's Own Material (COM)</i>, page 188.

2 Fabric on back		
<ul style="list-style-type: none"> Fabric price group 1 Fabric price group 2 Fabric price group 3 Fabric price group 4 Fabric price group 5 Fabric price group 6 Fabric price group 7 Fabric price group 8 Fabric price group 9 Fabric price group 10 Customer's Own Material (COM) 	<ul style="list-style-type: none"> No cost +\$ 16 +\$ 48 +\$ 90 +\$158 +\$163 +\$173 +\$263 +\$284 +\$289 +\$ 16 	<ul style="list-style-type: none"> Specify fabric color number. Specify fabric color number. Specify fabric color number. Specify fabric color number. Specify fabric color number. Specify fabric color number. Specify fabric color number. Specify fabric color number. Specify fabric color number. Specify fabric color number. ▶ See <i>Understanding Customer's Own Material (COM)</i>, page 188.

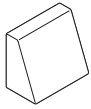
Specification Information

• Dimensions			• Style	• Base
D	W	H	Number	Price
32"	33"	29"	TS3HL	\$1449

Half Lounge, Wedge, and Ottoman, continued

SIN 711.2

Wedge



Standard Includes	Required to Specify
<ul style="list-style-type: none"> Fully upholstered wedge: fabric price group 1 Foot: black plastic Deck stitch detail Connecting hardware 	<ol style="list-style-type: none"> Style number Fabric color number for upholstery Options, if selected (see below) <p>▶ See <i>Surface Materials</i>, page 168.</p>

Surface Materials	Options	Price	Required to Specify
	<p>Upholstery</p> <ul style="list-style-type: none"> Fabric price group 1 Fabric price group 2 Fabric price group 3 Fabric price group 4 Fabric price group 5 Fabric price group 6 Fabric price group 7 Fabric price group 8 Fabric price group 9 Fabric price group 10 Customer's Own Material (COM) 	<p>No cost</p> <p>+\$ 15</p> <p>+\$ 38</p> <p>+\$ 63</p> <p>+\$100</p> <p>+\$168</p> <p>+\$210</p> <p>+\$232</p> <p>+\$273</p> <p>+\$310</p> <p>+\$ 34</p>	<p>Specify fabric color number.</p> <p>Specify fabric color number.</p> <p>Specify fabric color number.</p> <p>Specify fabric color number.</p> <p>Specify fabric color number.</p> <p>Specify fabric color number.</p> <p>Specify fabric color number.</p> <p>Specify fabric color number.</p> <p>Specify fabric color number.</p> <p>Specify fabric color number.</p> <p>▶ See <i>Understanding Customer's Own Material (COM)</i>, page 188.</p>

Specification Information	
Style Number	Base Price
TS3WG	\$867
.	.

SIN 711.2

Ottoman



Standard Includes	Required to Specify
<ul style="list-style-type: none"> Fully upholstered ottoman: fabric price group 1 Four adjustable-height legs: brushed aluminum Meets Cal. 117 requirements 	<ul style="list-style-type: none"> 1 Style number 2 Fabric color number for upholstery 3 Options, if selected (see below) ▶ See <i>Surface Materials</i>, page 168.

Options	Price	Required to Specify
Surface Materials		
Upholstery		
• Fabric price group 1	No cost	Specify fabric color number.
• Fabric price group 2	+\$ 16	Specify fabric color number.
• Fabric price group 3	+\$ 39	Specify fabric color number.
• Fabric price group 4	+\$ 57	Specify fabric color number.
• Fabric price group 5	+\$ 73	Specify fabric color number.
• Fabric price group 6	+\$ 90	Specify fabric color number.
• Fabric price group 7	+\$107	Specify fabric color number.
• Fabric price group 8	+\$136	Specify fabric color number.
• Fabric price group 9	+\$169	Specify fabric color number.
• Fabric price group 10	+\$191	Specify fabric color number.
• Customer's Own Material (COM)	+\$ 34	▶ See <i>Understanding Customer's Own Material (COM)</i> , page 188.
Legs		
• Solid maple wood legs	+\$ 32	Specify with <i>solid maple wood legs</i> and select 3412 Natural Cherry, 3522 Clear Maple, or 3762 Dark Walnut.

Tip: The ottoman must be specified with low profile glides.

Glides	• Low profile glide	No cost	Specify with <i>low profile glides</i> .
---------------	---------------------	---------	--

Specification Information

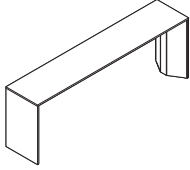
Style Number	Base Price
TS34401	\$502



Slim Table, Skate Table, and Footrest

SIN 711.2

Slim Table



Tip: High-Pressure Laminate requires plastic on edge.

Tip: High-Pressure Laminate on the Campfire slim table and Campfire skate table will be shipped in 20 business days after receipt of a clean order. Products are typically delivered within 25 business days.

Standard Includes	Required to Specify
<ul style="list-style-type: none"> • 1/2" thick top and sides: Low-Pressure Laminate • 1 mm radius edge band on top and sides • Two simplex receptacles: grey plastic • 15-amp power cord: black plastic • Steel frame: paint • Self-leveling glides • Shipped ready to assemble 	<ul style="list-style-type: none"> 1 Style number 2 Laminate color number for top and sides 3 Paint color number for steel frame 4 Options, if selected (see below) ▶ See <i>Surface Materials</i>, page 168.

Options	Price	Required to Specify
Surface Materials Top <ul style="list-style-type: none"> • Low-Pressure Laminate • Open Line laminate • High-Pressure Laminate • Veneer 	<ul style="list-style-type: none"> No cost +\$ 65 plus cost of laminate +\$175 +\$395 	<ul style="list-style-type: none"> ▶ See <i>Surface Materials Reference Manual</i>. ▶ See <i>Surface Materials Reference Manual</i>. ▶ See <i>Surface Materials Reference Manual</i>. Specify with 3611 Natural Oak.
Edge (High-Pressure Laminate only) <ul style="list-style-type: none"> • Plastic 	<ul style="list-style-type: none"> No cost 	<ul style="list-style-type: none"> Select plastic color number.
Related Products <ul style="list-style-type: none"> • Big lounge • Half lounge • Skate table • Footrest 		<ul style="list-style-type: none"> ▶ Page 120 ▶ Page 121 ▶ Page 125 ▶ Page 125

Specification Information				
• Dimensions			• Style	• Base
D	W	H	Number	Price
14"	66"	23"	TS4TPST	\$878

SIN 711.2

Skate Table



Tip: High-Pressure Laminate requires plastic on edge.

Tip: High-Pressure Laminate on the Campfire slim table and Campfire skate table will be shipped in 20 business days after receipt of a clean order. Products are typically delivered within 25 business days.

Standard Includes		Required to Specify	
<ul style="list-style-type: none"> • 1/2" thick top and sides: Low-Pressure Laminate • 3 mm radius edge band on top • Steel base: paint • Cord grommet: 6527 Merle • Glides: 6527 Merle • Skate wheels: 6527 Merle • Shipped ready to assemble 		<ul style="list-style-type: none"> 1 Style number 2 Laminate color number for top 3 Paint color number for steel base 4 Options, if selected (see below) ▶ See <i>Surface Materials</i>, page 168. 	
Surface Materials	Options	Price	Required to Specify
	Top <ul style="list-style-type: none"> • Low-Pressure Laminate • Open Line laminate • High-Pressure Laminate • Veneer 	<ul style="list-style-type: none"> No cost +\$ 65 plus cost of laminate +\$ 70 +\$ 95 	<ul style="list-style-type: none"> ▶ See <i>Surface Materials Reference Manual</i>. ▶ See <i>Surface Materials Reference Manual</i>. ▶ See <i>Surface Materials Reference Manual</i>. Specify with 3611 Natural Oak.
	Edge (High-Pressure Laminate only) <ul style="list-style-type: none"> • Plastic 		Select plastic color number.
	Base <ul style="list-style-type: none"> • Paint price group 1 • Paint price group 2 • Paint price group 3 • Lux Coatings 		<ul style="list-style-type: none"> Specify paint color number. Specify paint color number. Specify paint color number. Specify Lux Coatings color number.
Related Products	<ul style="list-style-type: none"> • Big lounge • Half lounge • Slim table • Footrest 	<ul style="list-style-type: none"> ▶ Page 120 ▶ Page 121 ▶ Page 124 ▶ Page 125 	

Specification Information

Dimensions			Style Number	Base Price
D	W	H		
18"	22"	24 ⁷ / ₈ "	TS4TST	\$442

Footrest



Standard Includes		Required to Specify	
<ul style="list-style-type: none"> • Footrest: grey expanded polypropylene foam • Band: 3 mm plastic 		<ul style="list-style-type: none"> 1 Style number 2 Plastic color number for band ▶ See <i>Surface Materials</i>, page 168. 	
Related Products			
<ul style="list-style-type: none"> • Big lounge • Half lounge • Slim table • Skate table 		<ul style="list-style-type: none"> ▶ Page 120 ▶ Page 121 ▶ Page 124 ▶ Page 125 	

Specification Information

Dimensions			Style Number	Price
D	W	H		
16 ⁵ / ₈ "	16 ¹ / ₄ "	11"	TS3FR	\$198

Accessories

SIN 711.2

Vertical Cord Cover



Standard Includes	Required to Specify
-------------------	---------------------

- Vertical cord cover: black plastic
- Attachment hardware

Style number

Related Products

- Big table
- Big table with trough

▶ Page 110
▶ Page 111

Specification Information		
• Length	• Style Number	• Price

28"	TS4TVWM28	\$22
40"	TS4TVWM40	\$33

Receptacles



Standard Includes	Required to Specify
-------------------	---------------------

- Receptacle: anodized aluminum
- Attachment hardware
- 10' electrical cord

Style number

Related Products

- Big table with trough

▶ Page 111

Specification Information	
• Style Number	• Price

--	--

Tip: Pop-up receptacles come with a 10' cord.

Dual Pop-Up Receptacle, Power on Each End

TS4TPWR	\$689
----------------	-------

Dual Pop-Up Receptacle, One Power and One Data Port on Each End

TS4TPWRD	\$689
-----------------	-------

Dual Pop-Up Receptacle on One End

TS4TPWR1	\$251
-----------------	-------

Dual Pop-Up Receptacle, One Power, One Data Port on One End

TS4TPWRD1	\$251
------------------	-------

Seating



Statement of Line **128**



Specifying

Jack (SIN 711.18)	130
Buoy (SIN 711.99)	133
Jenny Lounge (SIN 711.16)	134
Scoop (SIN 711.18)	157

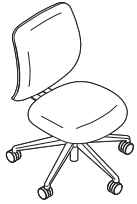


Surface Materials **172**

Statement of Line

Seating

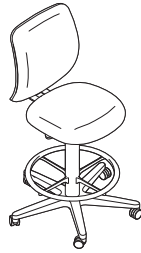
Jack



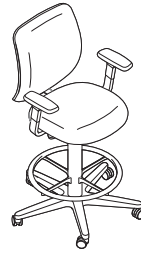
Armless Task Chair
▶ Pages 130–132



Task Chair
▶ Pages 130–132



Armless Stool
▶ Pages 130–132




Stool
▶ Pages 130–132

Buoy




Multi-Purpose Seating
▶ Page 133

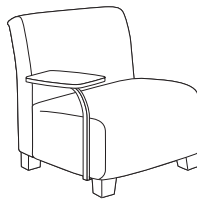
Jenny Lounge



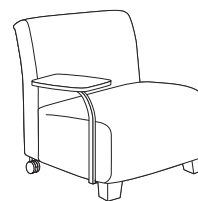
Armless Lounge Chair
▶ Page 134



Armless Lounge Chair with Casters
▶ Page 134




Armless Lounge Chair with Tablet Arm
▶ Page 134




Armless Lounge Chair with Casters and Tablet Arm
▶ Page 134


Tip: Jenny armless lounge chairs shown comprise full statement of line.



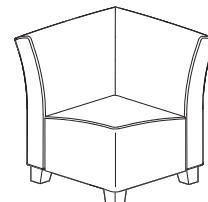
*Lounge Chair with Arms
▶ Page 136



*Lounge Chair with Arm Right
▶ Page 138



*Lounge Chair with Arm Left
▶ Page 138




*Corner Lounge Chair
▶ Page 142

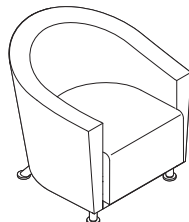
*See specifying pages for availability of casters and tablet arm.

Jenny Lounge, continued

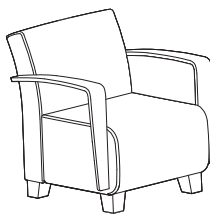
Tip: Jenny armless lounge chairs shown comprise full statement of line.



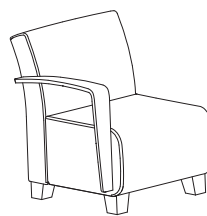
*Club Lounge Chair
▶ Page 144




Round Lounge Chair
▶ Page 146



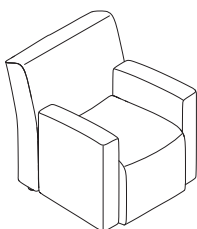
*Lounge Chair with Wood Arms
▶ Page 148



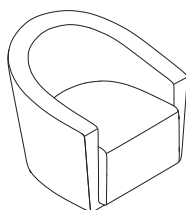
*Lounge Chair with Wood Arm Right
▶ Page 148



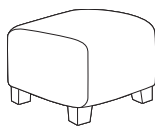
*Lounge Chair with Wood Arm Left
▶ Page 148



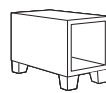
Club Low Lounge Chair
▶ Page 152



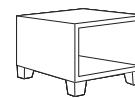
Round Low Lounge Chair
▶ Page 154



*Ottoman
▶ Page 150



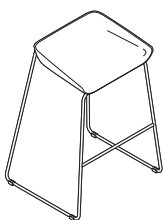
End Table
▶ Page 156



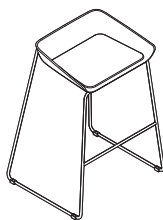
Coffee Table
▶ Page 156

*See specifying pages for availability of casters and tablet arm.

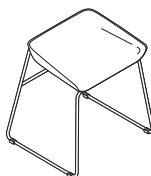
Scoop



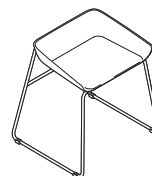
Stool
▶ Page 157



Stool with Upholstered Seat
▶ Page 157



Side Chair
▶ Page 158



Side Chair with Upholstered Seat
▶ Page 158

Jack Task Chairs

With Swivel-Only Mechanism

SIN 711.18

Tip: Hard dual-wheel casters are for use on carpet. Use on hard surfaces, including floor mats, will affect chair stability and may result in personal injury.

Standard Includes	Required to Specify
<ul style="list-style-type: none"> Need help? See <i>Turnstone Specification Guide</i> for product details. Swivel-only mechanism Pneumatic seat height Stool: includes taller pneumatic height and black foot ring, if selected Arms: height-adjustable T-arms or fixed T-arms, if arms are specified: black plastic Upholstered seat and inner back: fabric price group 1 Outer back: black plastic Five arm base: reinforced black plastic Hard dual-wheel casters: black Shipped ready to assemble Meets Cal. 116 and 117 requirements 	<ol style="list-style-type: none"> Style number Fabric color number for upholstery Options, if selected (see below) <p>▶ See <i>Surface Materials</i>, page 172.</p>

Options	Price	Required to Specify
Surface Materials <ul style="list-style-type: none"> Fabric price group 1 Fabric price group 2 Fabric price group 3 Fabric price group 4 Fabric price group 5 Fabric price group 6 Fabric price group 7 Fabric price group 8 Fabric price group 9 Fabric price group 10 Customer's Own Material (COM) 	<ul style="list-style-type: none"> No cost +\$ 23 +\$ 45 +\$ 62 +\$ 79 +\$ 97 +\$112 +\$141 +\$174 +\$197 +\$ 34 	<ul style="list-style-type: none"> Specify fabric color number. Specify fabric color number. Specify fabric color number. Specify fabric color number. Specify fabric color number. Specify fabric color number. Specify fabric color number. Specify fabric color number. Specify fabric color number. Specify fabric color number. ▶ See <i>Surface Materials Reference Manual</i>.
Casters <ul style="list-style-type: none"> Soft dual-wheel casters for use on hard floors 	<ul style="list-style-type: none"> No cost 	<ul style="list-style-type: none"> Specify <i>with soft casters</i>.
Glides <ul style="list-style-type: none"> Non-marring plastic glides 	<ul style="list-style-type: none"> +\$ 28 	<ul style="list-style-type: none"> Specify <i>with glides</i>.

Specification Information

Style Number	Base Price


Full-Back Task Chair

Armless	
TS30301	\$282
With Fixed-Height and Maintenance-Width T-arms	
TS30311	\$365
With Height-Adjustable and Maintenance-Width T-arms	
TS30321	\$403

Full-Back Task Stool

Armless	
TS30302	\$430
With Fixed-Height and Maintenance-Width T-arms	
TS30312	\$513
With Height-Adjustable and Maintenance-Width T-arms	
TS30322	\$551

Tip: The à la carte square-back guest chair, TS30107, complements the Jack task chairs.



Jack Task Chairs

With Swivel-Tilt Mechanism

SIN 711.18

Tip: Hard dual-wheel casters are for use on carpet. Use on hard surfaces, including floor mats, will affect chair stability and may result in personal injury.

Standard Includes	Required to Specify
<ul style="list-style-type: none"> Swivel-tilt mechanism Pneumatic seat height Upright back lock Arms: height-adjustable T-arms or fixed T-arms, if arms are specified: black plastic Upholstered seat and inner back: fabric price group 1 Outer back: black plastic Five arm base: reinforced black plastic Hard dual-wheel casters: black Shipped ready to assemble Meets Cal. 116 and 117 requirements 	<ul style="list-style-type: none"> 1 Style number 2 Fabric color number for upholstery 3 Options, if selected (see below) ▶ See <i>Surface Materials</i>, page 172.

Options	Price	Required to Specify
Surface Materials Upholstery <ul style="list-style-type: none"> Fabric price group 1 Fabric price group 2 Fabric price group 3 Fabric price group 4 Fabric price group 5 Fabric price group 6 Fabric price group 7 Fabric price group 8 Fabric price group 9 Fabric price group 10 Customer's Own Material (COM) 	<ul style="list-style-type: none"> No cost +\$ 23 +\$ 45 +\$ 62 +\$ 79 +\$ 97 +\$112 +\$141 +\$174 +\$197 +\$ 34 	<ul style="list-style-type: none"> Specify fabric color number. Specify fabric color number. Specify fabric color number. Specify fabric color number. Specify fabric color number. Specify fabric color number. Specify fabric color number. Specify fabric color number. Specify fabric color number. Specify fabric color number. ▶ See <i>Understanding Customer's Own Material (COM)</i>, page 188.
Casters <ul style="list-style-type: none"> Soft dual-wheel casters for use on hard floors 	<ul style="list-style-type: none"> No cost 	<ul style="list-style-type: none"> Specify <i>with soft casters</i>.
Glides <ul style="list-style-type: none"> Non-marring plastic glides 	<ul style="list-style-type: none"> +\$ 28 	<ul style="list-style-type: none"> Specify <i>with glides</i>.

Specification Information

Style Number	Base Price

Full-Back Task Chair with Swivel-Tilt

Armless


TS30305 \$345

With Fixed-Height and Maintenance-Width T-arms

TS30315 \$428

With Height-Adjustable and Maintenance-Width T-arms

TS30325 \$466



Tip: The a la carte square-back guest chair, TS30107, complements the Jack task chairs.

Jack Task Chairs

With Synchro-Tilt Mechanism

SIN 711.18

Tip: Hard dual-wheel casters are for use on carpet. Use on hard surfaces, including floor mats, will affect chair stability and may result in personal injury.

Standard Includes		Required to Specify
<ul style="list-style-type: none"> ▶ Need help? See <i>Turnstone Specification Guide</i> for product details. 	<ul style="list-style-type: none"> • Synchro-tilt mechanism • Pneumatic seat height • Tilt tension • Variable back lock • Adjustable back height • Arms: maintenance-width adjustable arms, if specified: black plastic • Upholstered seat and inner back: Fabric price group 1 • Outer back: black plastic • Five arm base: reinforced black plastic • Hard dual-wheel casters: black • Shipped ready to assemble • Meets Cal. 116 and 117 requirements 	<ol style="list-style-type: none"> 1 Style number 2 Fabric color number for upholstery 3 Options, if selected (see below) <p>▶ See <i>Surface Materials</i>, page 172.</p>

Options	Price	Required to Specify
Surface Materials <ul style="list-style-type: none"> • Upholstery • Fabric price group 1 • Fabric price group 2 • Fabric price group 3 • Fabric price group 4 • Fabric price group 5 • Fabric price group 6 • Fabric price group 7 • Fabric price group 8 • Fabric price group 9 • Fabric price group 10 • Customer's Own Material (COM) 	<ul style="list-style-type: none"> No cost +\$ 23 +\$ 45 +\$ 62 +\$ 79 +\$ 97 +\$112 +\$141 +\$174 +\$197 +\$ 34 	<ul style="list-style-type: none"> Specify fabric color number. Specify fabric color number. Specify fabric color number. Specify fabric color number. Specify fabric color number. Specify fabric color number. Specify fabric color number. Specify fabric color number. Specify fabric color number. Specify fabric color number. <p>▶ See <i>Surface Materials Reference Manual</i>.</p>
Casters <ul style="list-style-type: none"> • Soft dual-wheel casters for use on hard floors 	<ul style="list-style-type: none"> No cost 	<ul style="list-style-type: none"> Specify <i>with soft casters</i>.
Glides <ul style="list-style-type: none"> • Non-marring plastic glides 	<ul style="list-style-type: none"> +\$ 28 	<ul style="list-style-type: none"> Specify <i>with glides</i>.

Specification Information

Style Number	Base Price



Full-Back Task Chair with Synchro-tilt

Armless	
TS30303	\$425
With Fixed-Height and Maintenance-Width T-arms	
TS30313	\$508
With Height-Adjustable and Maintenance-Width T-arms	
TS30323	\$546

Full-Back Task Chair with Synchro-tilt and Seat Depth

Armless	
TS30304	\$490
With Fixed-Height and Maintenance-Width T-arms	
TS30314	\$573
With Height-Adjustable and Maintenance-Width T-arms	
TS30324	\$611

Tip: The à la carte square-back guest chair, TS30107, complements the Jack task chairs.



Buoy

SIN 711.99



Tip: For body plastic color number based on style number, see page 172.

Tip: Not recommended for use on hard floors. May cause scratches.

Standard Includes	Required to Specify
<ul style="list-style-type: none"> • Body: plastic based on style number • Base: 6527 Merle • Cap: fabric • Pneumatic height adjustment • Ships fully assembled 	<ul style="list-style-type: none"> 1 Style number 2 Fabric color number for cap 3 Options, if selected (see below) ▶ See <i>Surface Materials</i>, page 172.

Options	Price	Required to Specify
Surface Materials <ul style="list-style-type: none"> • Cap • Fabric price group 1 • Fabric price group 2 • Fabric price group 3 • Fabric price group 4 • Fabric price group 5 • Fabric price group 6 • Fabric price group 7 • Fabric price group 8 • COM • Non-upholstered cap: 6527 Merle only • Fire Code Seating (FCS) 	<ul style="list-style-type: none"> No cost +\$25 +\$38 +\$51 +\$59 +\$68 +\$82 +\$90 +\$33 +\$25 +\$45 	<ul style="list-style-type: none"> Specify fabric color number. Specify fabric color number. Specify fabric color number. Specify fabric color number. Specify fabric color number. Specify fabric color number. Specify fabric color number. Specify fabric color number. Specify fabric color number. Specify <i>with non-upholstered cap</i>. Add suffix F to the style number and specify fabric color number.


Specification Information				
• Dimensions			• Style Number	• Base Price
D	W	H		
18"	18"	17¼"–22¾"	TSBUOYBLACK	\$336
18"	18"	17¼"–22¾"	TSBUOYWHITE	\$336
18"	18"	17¼"–22¾"	TSBUOYGREY	\$336
18"	18"	17¼"–22¾"	TSBUOYBLUE	\$336
18"	18"	17¼"–22¾"	TSBUOYGREEN	\$336
18"	18"	17¼"–22¾"	TSBUOYRED	\$336

Seating

Jenny Lounge

SIN 711.16

Armless



Tip: Tablet arm can be installed on either side.

Tip: Jenny lounge chairs are available with multiple fabrics.

▶ See at right to specify.

Tip: When specifying multiple COM fabrics, indicate all surfaces where COM applies. Example: TS31401M with Designtex 1234 on seat, Designtex 5678 on inner back, and Designtex 9012 on outer back.

Tip: When specifying multiple fabrics and leather, specify suffix **M** before suffix **L**. Example: TS31401C becomes TS31401CML.

Standard Includes	Required to Specify
-------------------	---------------------

- | | | |
|--|---|---|
| <ul style="list-style-type: none"> ▶ Need help? See <i>Turnstone Specification Guide</i> for product details. | <ul style="list-style-type: none"> • Fully upholstered lounge chair: fabric price group 1 • Tablet arm, if selected: Low-Pressure Laminate (LPL), or High-Pressure Laminate (HPL) • 3 mm edge band for tablet arm, if selected: plastic • Hard dual-wheel casters or legs with glides: black plastic • Shipped fully assembled • Exception: Tablet arm is shipped ready to assemble. • Meets Cal. 117 requirements | <ul style="list-style-type: none"> 1 Style number 2 Fabric color number for upholstery 3 Low-Pressure Laminate or High-Pressure Laminate color number for tablet arm, if selected 4 Plastic edge band color number for tablet arm, if selected 5 Options, if selected (see below) ▶ See <i>Surface Materials</i>, page 172. |
|--|---|---|

Options	Price	Required to Specify
---------	-------	---------------------

Surface Materials	Single upholstery fabric	
	<ul style="list-style-type: none"> • Fabric price group 1 No cost • Fabric price group 2 +\$ 28 • Fabric price group 3 +\$ 63 • Fabric price group 4 +\$ 90 • Fabric price group 5 +\$ 116 • Fabric price group 6 +\$ 144 • Fabric price group 7 +\$ 171 • Fabric price group 8 +\$ 216 • Fabric price group 9 +\$ 270 • Fabric price group 10 +\$ 306 • Leather price group +\$1885 	<ul style="list-style-type: none"> Specify fabric color number. Specify fabric color number. Specify fabric color number. Specify fabric color number. Specify fabric color number. Specify fabric color number. Specify fabric color number. Specify fabric color number. Specify fabric color number. Specify fabric color number. Add suffix L to style number and specify leather color number.
	<ul style="list-style-type: none"> • Customer's Own Material (COM) +\$ 34 • Customer's Own Leather (COL) +\$ 34 	<ul style="list-style-type: none"> ▶ See <i>Understanding Customer's Own Material (COM)</i>, page 188. Add suffix L to style number and specify leather color number.

Multiple upholstery fabrics	<ul style="list-style-type: none"> • Two or more fabrics on different chair components +\$ 60 	<ul style="list-style-type: none"> Add suffix M to lounge chair style number and select fabric color number for:
------------------------------------	--	--

- ▶ See below and at right.
 - ① Seat
 - ② Inner back
 - ③ Outer back
- Example: TS31401M with T015 on seat, T016 on inner back, and T017 on outer back.

① Fabric on seat	<ul style="list-style-type: none"> • Fabric price group 1 No cost • Fabric price group 2 +\$ 11 • Fabric price group 3 +\$ 30 • Fabric price group 4 +\$ 40 • Fabric price group 5 +\$ 53 • Fabric price group 6 +\$ 65 • Fabric price group 7 +\$ 78 • Fabric price group 8 +\$ 99 • Fabric price group 9 +\$ 121 • Fabric price group 10 +\$ 139 • Leather price group +\$ 917 	<ul style="list-style-type: none"> Specify fabric color number. Specify fabric color number. Specify fabric color number. Specify fabric color number. Specify fabric color number. Specify fabric color number. Specify fabric color number. Specify fabric color number. Specify fabric color number. Specify fabric color number. Add suffix L to style number and specify leather color number.
	<ul style="list-style-type: none"> • Customer's Own Material (COM) +\$ 16 • Customer's Own Leather (COL) +\$ 16 	<ul style="list-style-type: none"> ▶ See <i>Understanding Customer's Own Material (COM)</i>, page 188. Add suffix L to style number and specify leather color number.

▶ Options, continued on next page

► Options, continued from previous page

Options	Price	Required to Specify
Surface Materials (continued)		
② Fabric on inner back		
• Fabric price group 1	No cost	Specify fabric color number.
• Fabric price group 2	+\$ 8	Specify fabric color number.
• Fabric price group 3	+\$ 21	Specify fabric color number.
• Fabric price group 4	+\$ 29	Specify fabric color number.
• Fabric price group 5	+\$ 37	Specify fabric color number.
• Fabric price group 6	+\$ 45	Specify fabric color number.
• Fabric price group 7	+\$ 54	Specify fabric color number.
• Fabric price group 8	+\$ 67	Specify fabric color number.
• Fabric price group 9	+\$ 84	Specify fabric color number.
• Fabric price group 10	+\$ 97	Specify fabric color number.
• Leather price group	+\$421	Specify fabric color number. Add suffix L to style number and specify leather color number.
• Customer's Own Material (COM)	+\$ 16	► See <i>Understanding Customer's Own Material (COM)</i> , page 188.
• Customer's Own Leather (COL)	+\$ 16	Add suffix L to style number and specify leather color number.
③ Fabric on outer back		
• Fabric price group 1	No cost	Specify fabric color number.
• Fabric price group 2	+\$ 6	Specify fabric color number.
• Fabric price group 3	+\$ 14	Specify fabric color number.
• Fabric price group 4	+\$ 22	Specify fabric color number.
• Fabric price group 5	+\$ 28	Specify fabric color number.
• Fabric price group 6	+\$ 34	Specify fabric color number.
• Fabric price group 7	+\$ 40	Specify fabric color number.
• Fabric price group 8	+\$ 50	Specify fabric color number.
• Fabric price group 9	+\$ 63	Specify fabric color number.
• Fabric price group 10	+\$ 72	Specify fabric color number.
• Leather price group	+\$585	Specify fabric color number. Add suffix L to style number and specify leather color number.
• Customer's Own Material (COM)	+\$ 16	► See <i>Understanding Customer's Own Material (COM)</i> , page 188.
• Customer's Own Leather (COL)	+\$ 16	Add suffix L to style number and specify leather color number.
High-Pressure Laminate		
• Open Line laminate	+\$ 65 plus cost of laminate	► See <i>Surface Materials Reference Manual</i> .
Legs		
• Brushed aluminum legs	+\$106	Specify <i>with brushed aluminum legs</i> .
• Solid maple wood legs	+\$141	Specify <i>with solid wood legs</i> and select 3412 Natural Cherry, 3522 Clear Maple, or 3762 Dark Walnut.

Related Products • Ganging kit ► Page 151

Specification Information

Style Number	Base Price	Style Number	Base Price	Style Number	Base Price	Style Number	Base Price
LPL		HPL		LPL		HPL	

With Glides

TS31401 \$1084

With Two Casters and Two Glides

TS31401C \$1129



Glides



Casters

With Tablet Arm with 180° Swivel

TS31401T \$1345 **TS31401H** \$1379

With Tablet Arm with 180° Swivel

TS31401CT \$1390 **TS31401CH** \$1424



Glides




Casters

Jenny Lounge, continued

SIN 711.16

With Arms



Standard Includes	Required to Specify
<ul style="list-style-type: none"> ▶ Need help? See <i>Turnstone Specification Guide</i> for product details. • Fully upholstered lounge chair with arms: fabric price group 1 • Hard dual-wheel casters or legs with glides: black plastic • Shipped fully assembled • Meets Cal. 117 requirements 	<ul style="list-style-type: none"> 1 Style number 2 Fabric color number for upholstery 3 Options, if selected (see below) ▶ See <i>Surface Materials</i>, page 172.

Surface Materials	Options	Price	Required to Specify
	Single upholstery fabric		
	• Fabric price group 1	No cost	Specify fabric color number.
	• Fabric price group 2	+\$ 43	Specify fabric color number.
	• Fabric price group 3	+\$ 100	Specify fabric color number.
	• Fabric price group 4	+\$ 141	Specify fabric color number.
	• Fabric price group 5	+\$ 184	Specify fabric color number.
	• Fabric price group 6	+\$ 224	Specify fabric color number.
	• Fabric price group 7	+\$ 268	Specify fabric color number.
	• Fabric price group 8	+\$ 338	Specify fabric color number.
	• Fabric price group 9	+\$ 421	Specify fabric color number.
	• Fabric price group 10	+\$ 479	Specify fabric color number.
	• Leather price group	+\$2915	Specify fabric color number. Add suffix L to style number and specify leather color number.
	• Customer's Own Material (COM)	+\$ 34	▶ See <i>Understanding Customer's Own Material (COM)</i> , page 188.
	• Customer's Own Leather (COL)	+\$ 34	Add suffix L to style number and specify leather color number.
	Multiple upholstery fabrics		
	• Two or more fabrics on different chair components	+\$ 60	Add suffix M to lounge chair style number and select fabric color number for:
	▶ See below and at right.		<ol style="list-style-type: none"> ① Seat ② Inner back ③ Outer back ④ Arms <p><i>Example: TS31402M with T015 on seat, T016 on inner back, T017 on outer back, and T018 on arms.</i></p>

Tip: Jenny lounge chairs are available with multiple fabrics.
▶ See at right to specify.

Tip: When specifying multiple COM fabrics, indicate all surfaces where COM applies.
Example: TS31402M with Designtex 1234 on seat, Designtex 5678 on inner back, Designtex 9012 on outer back, and Designtex 9012 on arms.

Tip: When specifying multiple fabrics and leather, specify suffix **M** before suffix **L**.
Example: TS31402C becomes TS31402CML.

① Fabric on seat		
• Fabric price group 1	No cost	
• Fabric price group 2	+\$ 11	
• Fabric price group 3	+\$ 30	
• Fabric price group 4	+\$ 40	
• Fabric price group 5	+\$ 53	
• Fabric price group 6	+\$ 65	
• Fabric price group 7	+\$ 78	
• Fabric price group 8	+\$ 99	
• Fabric price group 9	+\$ 121	
• Fabric price group 10	+\$ 139	
• Leather price group	+\$ 832	
• Customer's Own Material (COM)	+\$ 16	
• Customer's Own Leather (COL)	+\$ 16	

▶ Options, continued on next page

► Options, continued from previous page

Options	Price	Required to Specify
Surface Materials (continued)		
2 Fabric on inner back		
• Fabric price group 1	No cost	Specify fabric color number.
• Fabric price group 2	+\$ 8	Specify fabric color number.
• Fabric price group 3	+\$ 21	Specify fabric color number.
• Fabric price group 4	+\$ 29	Specify fabric color number.
• Fabric price group 5	+\$ 37	Specify fabric color number.
• Fabric price group 6	+\$ 45	Specify fabric color number.
• Fabric price group 7	+\$ 54	Specify fabric color number.
• Fabric price group 8	+\$ 67	Specify fabric color number.
• Fabric price group 9	+\$ 84	Specify fabric color number.
• Fabric price group 10	+\$ 97	Specify fabric color number.
• Leather price group	+\$ 421	Specify fabric color number. Add suffix L to style number and specify leather color number.
• Customer's Own Material (COM)	+\$ 16	► See <i>Understanding Customer's Own Material (COM)</i> , page 188.
• Customer's Own Leather (COL)	+\$ 16	Add suffix L to style number and specify leather color number.
3 Fabric on outer back		
• Fabric price group 1	No cost	Specify fabric color number.
• Fabric price group 2	+\$ 6	Specify fabric color number.
• Fabric price group 3	+\$ 14	Specify fabric color number.
• Fabric price group 4	+\$ 22	Specify fabric color number.
• Fabric price group 5	+\$ 28	Specify fabric color number.
• Fabric price group 6	+\$ 34	Specify fabric color number.
• Fabric price group 7	+\$ 40	Specify fabric color number.
• Fabric price group 8	+\$ 50	Specify fabric color number.
• Fabric price group 9	+\$ 63	Specify fabric color number.
• Fabric price group 10	+\$ 72	Specify fabric color number.
• Leather price group	+\$ 585	Specify fabric color number. Add suffix L to style number and specify leather color number.
• Customer's Own Material (COM)	+\$ 16	► See <i>Understanding Customer's Own Material (COM)</i> , page 188.
• Customer's Own Leather (COL)	+\$ 16	Add suffix L to style number and specify leather color number.
4 Fabric on arms		
• Fabric price group 1	No cost	Specify fabric color number.
• Fabric price group 2	+\$ 15	Specify fabric color number.
• Fabric price group 3	+\$ 36	Specify fabric color number.
• Fabric price group 4	+\$ 50	Specify fabric color number.
• Fabric price group 5	+\$ 66	Specify fabric color number.
• Fabric price group 6	+\$ 81	Specify fabric color number.
• Fabric price group 7	+\$ 98	Specify fabric color number.
• Fabric price group 8	+\$ 120	Specify fabric color number.
• Fabric price group 9	+\$ 152	Specify fabric color number.
• Fabric price group 10	+\$ 172	Specify fabric color number.
• Leather price group	+\$1115	Specify fabric color number. Add suffix L to style number and specify leather color number.
• Customer's Own Material (COM)	+\$ 16	► See <i>Understanding Customer's Own Material (COM)</i> , page 188.
• Customer's Own Leather (COL)	+\$ 16	Add suffix L to style number and specify leather color number.
Legs		
• Brushed aluminum legs	+\$ 106	Specify with <i>brushed aluminum legs</i> .
• Solid maple wood legs	+\$ 141	Specify with <i>solid wood legs</i> and select 3412 Natural Cherry, 3522 Clear Maple, or 3762 Dark Walnut.

Tip: Brushed aluminum legs are adjustable and have 3/4" of height adjustment.



Glides



Casters


Specification Information

Style Number	Base Price	Style Number	Base Price
With Glides		With Two Casters and Two Glides	
TS31402	\$1214	TS31402C	\$1259

Jenny Lounge, continued

SIN 711.16

With Arm Left or Right



Standard Includes	Required to Specify
<p>▶ Need help? See <i>Turnstone Specification Guide</i> for product details.</p> <ul style="list-style-type: none"> Fully upholstered lounge chair: fabric price group 1 Tablet arm, if selected: Low-Pressure Laminate (LPL), or High-Pressure Laminate (HPL) 3 mm edge band for tablet arm, if selected: plastic Hard dual-wheel casters or legs with glides: black plastic Shipped fully assembled <i>Exception: Tablet arm is shipped ready to assemble.</i> Meets Cal. 117 requirements 	<ul style="list-style-type: none"> 1 Style number 2 Fabric color number for upholstery 3 Low-Pressure Laminate or High-Pressure Laminate color number for tablet arm, if selected 4 Plastic edge band color number for tablet arm, if selected 5 Options, if selected (see below) <p>▶ See <i>Surface Materials</i>, page 172.</p>

Surface Materials	Options	Price	Required to Specify
	Single upholstery fabric		
	<ul style="list-style-type: none"> Fabric price group 1 Fabric price group 2 Fabric price group 3 Fabric price group 4 Fabric price group 5 Fabric price group 6 Fabric price group 7 Fabric price group 8 Fabric price group 9 Fabric price group 10 Leather price group 	<ul style="list-style-type: none"> No cost +\$ 35 +\$ 81 +\$ 115 +\$ 151 +\$ 185 +\$ 219 +\$ 276 +\$ 347 +\$ 392 +\$2426 	<ul style="list-style-type: none"> Specify fabric color number. Specify fabric color number. Specify fabric color number. Specify fabric color number. Specify fabric color number. Specify fabric color number. Specify fabric color number. Specify fabric color number. Specify fabric color number. Specify fabric color number. Add suffix L to style number and specify leather color number. <p>▶ See <i>Understanding Customer's Own Material (COM)</i>, page 188.</p> <p>Add suffix L to style number and specify leather color number.</p>
	<ul style="list-style-type: none"> Customer's Own Material (COM) Customer's Own Leather (COL) 	<ul style="list-style-type: none"> +\$ 34 +\$ 34 	

Tip: Jenny lounge chairs are available with multiple fabrics.
▶ See at right to specify.

Tip: When specifying multiple COM fabrics, indicate all surfaces where COM applies. Example: TS31403M with Designtex 1234 on seat, Designtex 5678 on inner back, Designtex 9012 on outer back, and Designtex 9012 on arm.

Tip: When specifying multiple fabrics and leather, specify suffix M before suffix L. Example: TS31403C becomes TS31403CML.

	Multiple upholstery fabrics		
	<ul style="list-style-type: none"> Two or more fabrics on different chair components 	<ul style="list-style-type: none"> +\$ 60 	<ul style="list-style-type: none"> Add suffix M to lounge chair style number and select fabric color number for:
	<ul style="list-style-type: none"> ▶ See below and at right. 		<ul style="list-style-type: none"> 1 Seat 2 Inner back 3 Outer back 4 Arms <p>Example: TS31403M with T015 on seat, T016 on inner back, T017 on outer back, and T018 on arm.</p>
	1 Fabric on seat		
	<ul style="list-style-type: none"> Fabric price group 1 Fabric price group 2 Fabric price group 3 Fabric price group 4 Fabric price group 5 Fabric price group 6 Fabric price group 7 Fabric price group 8 Fabric price group 9 Fabric price group 10 Leather price group 	<ul style="list-style-type: none"> No cost +\$ 11 +\$ 30 +\$ 40 +\$ 53 +\$ 65 +\$ 78 +\$ 99 +\$ 121 +\$ 139 +\$ 901 	<ul style="list-style-type: none"> Specify fabric color number. Specify fabric color number. Specify fabric color number. Specify fabric color number. Specify fabric color number. Specify fabric color number. Specify fabric color number. Specify fabric color number. Specify fabric color number. Specify fabric color number. Add suffix L to style number and specify leather color number.
	<ul style="list-style-type: none"> Customer's Own Material (COM) Customer's Own Leather (COL) 	<ul style="list-style-type: none"> +\$ 16 +\$ 16 	<p>▶ See <i>Understanding Customer's Own Material (COM)</i>, page 188.</p> <p>Add suffix L to style number and specify leather color number.</p>

▶ Options, continued on next page

► Options, continued from previous page

	Options	Price	Required to Specify
Surface Materials (continued)	2 Fabric on inner back		
	• Fabric price group 1	No cost	Specify fabric color number.
	• Fabric price group 2	+\$ 8	Specify fabric color number.
	• Fabric price group 3	+\$ 21	Specify fabric color number.
	• Fabric price group 4	+\$ 29	Specify fabric color number.
	• Fabric price group 5	+\$ 37	Specify fabric color number.
	• Fabric price group 6	+\$ 45	Specify fabric color number.
	• Fabric price group 7	+\$ 54	Specify fabric color number.
	• Fabric price group 8	+\$ 67	Specify fabric color number.
	• Fabric price group 9	+\$ 84	Specify fabric color number.
	• Fabric price group 10	+\$ 97	Specify fabric color number.
	• Leather price group	+\$421	Specify fabric color number. Add suffix L to style number and specify leather color number.
	• Customer's Own Material (COM)	+\$ 16	► See <i>Understanding Customer's Own Material (COM)</i> , page 188.
	• Customer's Own Leather (COL)	+\$ 16	Add suffix L to style number and specify leather color number.
	3 Fabric on outer back		
	• Fabric price group 1	No cost	Specify fabric color number.
	• Fabric price group 2	+\$ 6	Specify fabric color number.
	• Fabric price group 3	+\$ 14	Specify fabric color number.
	• Fabric price group 4	+\$ 22	Specify fabric color number.
	• Fabric price group 5	+\$ 28	Specify fabric color number.
• Fabric price group 6	+\$ 34	Specify fabric color number.	
• Fabric price group 7	+\$ 40	Specify fabric color number.	
• Fabric price group 8	+\$ 50	Specify fabric color number.	
• Fabric price group 9	+\$ 63	Specify fabric color number.	
• Fabric price group 10	+\$ 72	Specify fabric color number.	
• Leather price group	+\$585	Specify fabric color number. Add suffix L to style number and specify leather color number.	
• Customer's Own Material (COM)	+\$ 16	► See <i>Understanding Customer's Own Material (COM)</i> , page 188.	
• Customer's Own Leather (COL)	+\$ 16	Add suffix L to style number and specify leather color number.	
4 Fabric on arm			
• Fabric price group 1	No cost	Specify fabric color number.	
• Fabric price group 2	+\$ 7	Specify fabric color number.	
• Fabric price group 3	+\$ 20	Specify fabric color number.	
• Fabric price group 4	+\$ 28	Specify fabric color number.	
• Fabric price group 5	+\$ 35	Specify fabric color number.	
• Fabric price group 6	+\$ 43	Specify fabric color number.	
• Fabric price group 7	+\$ 50	Specify fabric color number.	
• Fabric price group 8	+\$ 64	Specify fabric color number.	
• Fabric price group 9	+\$ 80	Specify fabric color number.	
• Fabric price group 10	+\$ 90	Specify fabric color number.	
• Leather price group	+\$557	Specify fabric color number. Add suffix L to style number and specify leather color number.	
• Customer's Own Material (COM)	+\$ 16	► See <i>Understanding Customer's Own Material (COM)</i> , page 188.	
• Customer's Own Leather (COL)	+\$ 16	Add suffix L to style number and specify leather color number.	
	High-Pressure Laminate		
	• Open Line laminate	+\$ 65 plus cost of laminate	► See <i>Surface Materials Reference Manual</i> .
	Legs		
	• Brushed aluminum legs	+\$106	Specify with <i>brushed aluminum legs</i> .
	• Solid maple wood legs	+\$141	Specify with <i>solid wood legs</i> and select 3412 Natural Cherry, 3522 Clear Maple, or 3762 Dark Walnut.
Related Products	• Ganging kit		► Page 151

Tip: Brushed aluminum legs are adjustable and have 3/4" of height adjustment.

► Specification Information, on next page

Jenny Lounge, continued

SIN 711.16

► Options, on previous page

Specification Information

Style Number LPL	Base Price	Style Number HPL	Base Price
------------------	------------	------------------	------------

Style Number LPL	Base Price	Style Number HPL	Base Price
------------------	------------	------------------	------------

With Glides

Arm Right

TS31403	\$1148
---------	--------

With Two Casters and Two Glides

Arm Right

TS31403C	\$1193
----------	--------



Glides



Casters

Tip: Casters are not retrofittable on style number TS31403.



Glides



Casters

Arm Right with Tablet Arm

TS31403T	\$1409	TS31403H	\$1443
----------	--------	----------	--------

Arm Right with Tablet Arm

TS31403CT	\$1454	TS31403CH	\$1488
-----------	--------	-----------	--------



Glides



Casters

Arm Left

TS31404	\$1148
---------	--------

Arm Left

TS31404C	\$1193
----------	--------

Tip: Casters are not retrofittable on style number TS31404.



Glides



Casters

Arm Left with Tablet Arm with 180° Swivel

TS31404T	\$1409	TS31404H	\$1443
----------	--------	----------	--------

Arm Left with Tablet Arm with 180° Swivel

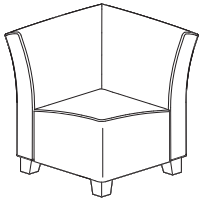
TS31404CT	\$1454	TS31404CH	\$1488
-----------	--------	-----------	--------

Tip: Tablet is 8½"W x 15½"L and ¾" thick.

Jenny Lounge, continued

SIN 711.16

Corner



Standard Includes	Required to Specify
-------------------	---------------------

- | | |
|--|--|
| <ul style="list-style-type: none"> ▶ Need help? See <i>Turnstone Specification Guide</i> for product details. | <ul style="list-style-type: none"> • Fully upholstered lounge chair: fabric price group 1 • Hard dual-wheel casters or legs with glides: black plastic • Shipped fully assembled • Meets Cal. 117 requirements |
| | <ul style="list-style-type: none"> 1 Style number 2 Fabric color number for upholstery 3 Options, if selected (see below) ▶ See <i>Surface Materials</i>, page 172. |

Surface Materials	Options	Price	Required to Specify
-------------------	---------	-------	---------------------

Surface Materials	Single upholstery fabric		
	<ul style="list-style-type: none"> • Fabric price group 1 • Fabric price group 2 • Fabric price group 3 • Fabric price group 4 • Fabric price group 5 • Fabric price group 6 • Fabric price group 7 • Fabric price group 8 • Fabric price group 9 • Fabric price group 10 • Leather price group 	<ul style="list-style-type: none"> No cost +\$ 28 +\$ 63 +\$ 90 +\$ 116 +\$ 144 +\$ 171 +\$ 216 +\$ 270 +\$ 306 +\$1885 	<ul style="list-style-type: none"> Specify fabric color number. Specify fabric color number. Specify fabric color number. Specify fabric color number. Specify fabric color number. Specify fabric color number. Specify fabric color number. Specify fabric color number. Specify fabric color number. Specify fabric color number. Add suffix L to style number and specify leather color number. ▶ See <i>Understanding Customer's Own Material (COM)</i>, page 188. Add suffix L to style number and specify leather color number.
	<ul style="list-style-type: none"> • Customer's Own Material (COM) • Customer's Own Leather (COL) 	<ul style="list-style-type: none"> +\$ 34 +\$ 34 	

Tip: Jenny lounge chairs are available with multiple fabrics.

▶ See at right to specify.

Tip: When specifying multiple COM fabrics, indicate all surfaces where COM applies. Example: TS31406M with Designtex 1234 on seat, Designtex 5678 on inner back, and Designtex 9012 on outer back.

Tip: When specifying multiple fabrics and leather, specify suffix **M** before suffix **L**. Example: TS31406C becomes TS31406CML.

Multiple upholstery fabrics

- Two or more fabrics on different chair components
- ▶ See below and at right.

1 Fabric on seat

- | | |
|---------------------------------|---------|
| • Fabric price group 1 | No cost |
| • Fabric price group 2 | +\$ 11 |
| • Fabric price group 3 | +\$ 30 |
| • Fabric price group 4 | +\$ 40 |
| • Fabric price group 5 | +\$ 53 |
| • Fabric price group 6 | +\$ 65 |
| • Fabric price group 7 | +\$ 78 |
| • Fabric price group 8 | +\$ 99 |
| • Fabric price group 9 | +\$ 121 |
| • Fabric price group 10 | +\$ 139 |
| • Leather price group | +\$ 917 |
| • Customer's Own Material (COM) | +\$ 16 |
| • Customer's Own Leather (COL) | +\$ 16 |

Add suffix **M** to lounge chair style number and select fabric color number for:

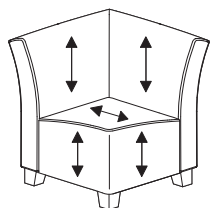
- 1 Seat
- 2 Inner back
- 3 Outer back

Example: TS31406M with T015 on seat, T016 on inner back, and T017 on outer back.

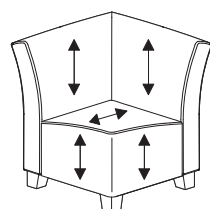
- Specify fabric color number.
- Specify fabric color number.
- Specify fabric color number.
- Specify fabric color number.
- Specify fabric color number.
- Specify fabric color number.
- Specify fabric color number.
- Specify fabric color number.
- Specify fabric color number.
- Specify fabric color number.
- Specify fabric color number.
- Add suffix **L** to style number and specify leather color number.
- ▶ See *Understanding Customer's Own Material (COM)*, page 188.
- Add suffix **L** to style number and specify leather color number.

▶ Options, continued on next page

► Options, continued from previous page



Tip: Standard seat fabric directionality is applied as the diagram above indicates (ex. TS31406).



Tip: Reverse seat fabric directionality is applied as the diagram above indicates (ex. TS31426).

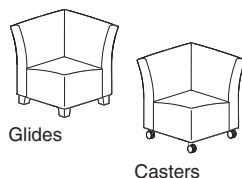
Tip: Brushed aluminum legs are adjustable and have 3/4" of height adjustment.

Options	Price	Required to Specify
Surface Materials (continued)		
② Fabric on inner back		
• Fabric price group 1	No cost	Specify fabric color number.
• Fabric price group 2	+\$ 8	Specify fabric color number.
• Fabric price group 3	+\$ 21	Specify fabric color number.
• Fabric price group 4	+\$ 29	Specify fabric color number.
• Fabric price group 5	+\$ 37	Specify fabric color number.
• Fabric price group 6	+\$ 45	Specify fabric color number.
• Fabric price group 7	+\$ 54	Specify fabric color number.
• Fabric price group 8	+\$ 67	Specify fabric color number.
• Fabric price group 9	+\$ 84	Specify fabric color number.
• Fabric price group 10	+\$ 97	Specify fabric color number.
• Leather price group	+\$421	Specify fabric color number. Add suffix L to style number and specify leather color number.
• Customer's Own Material (COM)	+\$ 16	► See <i>Understanding Customer's Own Material (COM)</i> , page 188.
• Customer's Own Leather (COL)	+\$ 16	Add suffix L to style number and specify leather color number.
③ Fabric on outer back		
• Fabric price group 1	No cost	Specify fabric color number.
• Fabric price group 2	+\$ 6	Specify fabric color number.
• Fabric price group 3	+\$ 14	Specify fabric color number.
• Fabric price group 4	+\$ 22	Specify fabric color number.
• Fabric price group 5	+\$ 28	Specify fabric color number.
• Fabric price group 6	+\$ 34	Specify fabric color number.
• Fabric price group 7	+\$ 40	Specify fabric color number.
• Fabric price group 8	+\$ 50	Specify fabric color number.
• Fabric price group 9	+\$ 63	Specify fabric color number.
• Fabric price group 10	+\$ 72	Specify fabric color number.
• Leather price group	+\$585	Specify fabric color number. Add suffix L to style number and specify leather color number.
• Customer's Own Material (COM)	+\$ 16	► See <i>Understanding Customer's Own Material (COM)</i> , page 188.
• Customer's Own Leather (COL)	+\$ 16	Add suffix L to style number and specify leather color number.
Legs		
• Brushed aluminum legs	+\$106	Specify <i>with brushed aluminum legs</i> .
• Solid maple wood legs	+\$141	Specify <i>with solid wood legs</i> and select 3412 Natural Cherry, 3522 Clear Maple, or 3762 Dark Walnut.

Related Products • Ganging kit ► Page 151

Specification Information

Style Number	Base Price	Style Number	Base Price
--------------	------------	--------------	------------



With Glides		With Casters	
TS31406	\$1150	TS31406C	\$1195

Reverse Seat Fabric Directionality

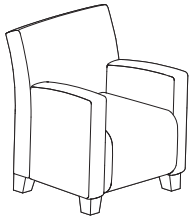
With Glides		With Casters	
TS31426	\$1150	TS31426C	\$1195

Seating

Jenny Lounge, continued

SIN 711.16

Club



Standard Includes	Required to Specify
<ul style="list-style-type: none"> ▶ Need help? See <i>Turnstone Specification Guide</i> for product details. Fully upholstered lounge chair with arms: fabric price group 1 Deck stitch detail Hard dual-wheel casters or legs with glides: black plastic Shipped fully assembled Meets Cal. 117 requirements 	<ul style="list-style-type: none"> 1 Style number 2 Fabric color number for upholstery 3 Options, if selected (see below) ▶ See <i>Surface Materials</i>, page 172.

Surface Materials	Options	Price	Required to Specify
	Single upholstery fabric		
	• Fabric price group 1	No cost	Specify fabric color number.
	• Fabric price group 2	+\$ 43	Specify fabric color number.
	• Fabric price group 3	+\$ 100	Specify fabric color number.
	• Fabric price group 4	+\$ 141	Specify fabric color number.
	• Fabric price group 5	+\$ 184	Specify fabric color number.
	• Fabric price group 6	+\$ 224	Specify fabric color number.
	• Fabric price group 7	+\$ 268	Specify fabric color number.
	• Fabric price group 8	+\$ 338	Specify fabric color number.
	• Fabric price group 9	+\$ 421	Specify fabric color number.
	• Fabric price group 10	+\$ 479	Specify fabric color number.
	• Leather price group	+\$2915	Specify fabric color number. Add suffix L to style number and specify leather color number.
	• Customer's Own Material (COM)	+\$ 34	▶ See <i>Understanding Customer's Own Material (COM)</i> , page 188.
	• Customer's Own Leather (COL)	+\$ 34	Add suffix L to style number and specify leather color number.
	Multiple upholstery fabrics		
	• Two or more fabrics on different chair components	+\$ 60	Add suffix M to lounge chair style number and select fabric color number for:
	▶ See below and at right.		<ol style="list-style-type: none"> 1 Seat 2 Inner back 3 Outer back 4 Arms
	1 Fabric on seat		<p>Example: TS31407M with T015 on seat, T016 on inner back, T017 on outer back, and T018 on arms.</p>
	• Fabric price group 1	No cost	Specify fabric color number.
	• Fabric price group 2	+\$ 11	Specify fabric color number.
	• Fabric price group 3	+\$ 30	Specify fabric color number.
	• Fabric price group 4	+\$ 40	Specify fabric color number.
	• Fabric price group 5	+\$ 53	Specify fabric color number.
	• Fabric price group 6	+\$ 65	Specify fabric color number.
	• Fabric price group 7	+\$ 78	Specify fabric color number.
	• Fabric price group 8	+\$ 99	Specify fabric color number.
	• Fabric price group 9	+\$ 121	Specify fabric color number.
	• Fabric price group 10	+\$ 139	Specify fabric color number.
	• Leather price group	+\$ 832	Specify fabric color number. Add suffix L to style number and specify leather color number.
	• Customer's Own Material (COM)	+\$ 16	▶ See <i>Understanding Customer's Own Material (COM)</i> , page 188.
	• Customer's Own Leather (COL)	+\$ 16	Add suffix L to style number and specify leather color number.

Tip: Jenny lounge chairs are available with multiple fabrics.

▶ See at right to specify.

Tip: When specifying multiple COM fabrics, indicate all surfaces where COM applies. Example: TS31407M with Designtex 1234 on seat, Designtex 5678 on inner back, Designtex 9012 on outer back, and Designtex 9012 on arms.

Tip: When specifying multiple fabrics and leather, specify suffix **M** before suffix **L**. Example: TS31407C becomes TS31407CML.

▶ Options, continued on next page

► Options, continued from previous page

Options	Price	Required to Specify
Surface Materials (continued)		
2 Fabric on inner back		
• Fabric price group 1	No cost	Specify fabric color number.
• Fabric price group 2	+\$ 8	Specify fabric color number.
• Fabric price group 3	+\$ 21	Specify fabric color number.
• Fabric price group 4	+\$ 29	Specify fabric color number.
• Fabric price group 5	+\$ 37	Specify fabric color number.
• Fabric price group 6	+\$ 45	Specify fabric color number.
• Fabric price group 7	+\$ 54	Specify fabric color number.
• Fabric price group 8	+\$ 67	Specify fabric color number.
• Fabric price group 9	+\$ 84	Specify fabric color number.
• Fabric price group 10	+\$ 97	Specify fabric color number.
• Leather price group	+\$ 421	Specify fabric color number. Add suffix L to style number and specify leather color number.
• Customer's Own Material (COM)	+\$ 16	► See <i>Understanding Customer's Own Material (COM)</i> , page 188.
• Customer's Own Leather (COL)	+\$ 16	Add suffix L to style number and specify leather color number.
3 Fabric on outer back		
• Fabric price group 1	No cost	Specify fabric color number.
• Fabric price group 2	+\$ 6	Specify fabric color number.
• Fabric price group 3	+\$ 14	Specify fabric color number.
• Fabric price group 4	+\$ 22	Specify fabric color number.
• Fabric price group 5	+\$ 28	Specify fabric color number.
• Fabric price group 6	+\$ 34	Specify fabric color number.
• Fabric price group 7	+\$ 40	Specify fabric color number.
• Fabric price group 8	+\$ 50	Specify fabric color number.
• Fabric price group 9	+\$ 63	Specify fabric color number.
• Fabric price group 10	+\$ 72	Specify fabric color number.
• Leather price group	+\$ 585	Specify fabric color number. Add suffix L to style number and specify leather color number.
• Customer's Own Material (COM)	+\$ 16	► See <i>Understanding Customer's Own Material (COM)</i> , page 188.
• Customer's Own Leather (COL)	+\$ 16	Add suffix L to style number and specify leather color number.
4 Fabric on arms		
• Fabric price group 1	No cost	Specify fabric color number.
• Fabric price group 2	+\$ 15	Specify fabric color number.
• Fabric price group 3	+\$ 36	Specify fabric color number.
• Fabric price group 4	+\$ 50	Specify fabric color number.
• Fabric price group 5	+\$ 66	Specify fabric color number.
• Fabric price group 6	+\$ 81	Specify fabric color number.
• Fabric price group 7	+\$ 98	Specify fabric color number.
• Fabric price group 8	+\$ 120	Specify fabric color number.
• Fabric price group 9	+\$ 152	Specify fabric color number.
• Fabric price group 10	+\$ 172	Specify fabric color number.
• Leather price group	+\$1115	Specify fabric color number. Add suffix L to style number and specify leather color number.
• Customer's Own Material (COM)	+\$ 16	► See <i>Understanding Customer's Own Material (COM)</i> , page 188.
• Customer's Own Leather (COL)	+\$ 16	Add suffix L to style number and specify leather color number.
Legs		
• Brushed aluminum legs	+\$ 106	Specify with <i>brushed aluminum legs</i> .
• Solid maple wood legs	+\$ 141	Specify with <i>solid wood legs</i> and select 3412 Natural Cherry, 3522 Clear Maple, or 3762 Dark Walnut.

Tip: Brushed aluminum legs are adjustable and have 3/4" of height adjustment.



Glides



Casters

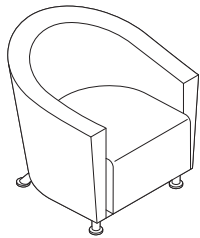
Specification Information

Style Number	Base Price	Style Number	Base Price
With Glides		With Two Casters and Two Glides	
TS31407	\$1214	TS31407C	\$1259

Jenny Lounge, continued

SIN 711.16

Round



Standard Includes	Required to Specify
-------------------	---------------------

- | | | |
|--|--|---|
| <ul style="list-style-type: none"> ▶ Need help? See <i>Turnstone Specification Guide</i> for product details. | <ul style="list-style-type: none"> • Fully upholstered round chair with arms: fabric price group 1 • Brushed aluminum legs • Shipped fully assembled • Meets Cal. 117 requirements • Deck stitch detail | <ul style="list-style-type: none"> 1 Style number 2 Fabric color number for upholstery 3 Options, if selected (see below) ▶ See <i>Surface Materials</i>, page 172. |
|--|--|---|

Surface Materials	Options	Price	Required to Specify
-------------------	---------	-------	---------------------

Surface Materials	Single upholstery fabric		Specify fabric color number. Specify fabric color number. Specify fabric color number. Specify fabric color number. Specify fabric color number. Specify fabric color number. Specify fabric color number. Specify fabric color number. Specify fabric color number. Specify fabric color number. Add suffix L to style number and specify leather color number. ▶ See <i>Understanding Customer's Own Material (COM)</i> , page 188. Add suffix L to style number and specify leather color number.
	• Fabric price group 1	No cost	
	• Fabric price group 2	+\$ 43	
	• Fabric price group 3	+\$ 100	
	• Fabric price group 4	+\$ 141	
	• Fabric price group 5	+\$ 184	
	• Fabric price group 6	+\$ 224	
	• Fabric price group 7	+\$ 268	
	• Fabric price group 8	+\$ 338	
	• Fabric price group 9	+\$ 421	
• Fabric price group 10	+\$ 479		
• Leather price group	+\$2949		
• Customer's Own Material (COM)	+\$ 34	Add suffix M to round chair style number and select fabric color number for: ① Seat ② Inner back ③ Outer back Example: TS31409M with T015 on seat, T016 on inner back, and T017 on outer back. Specify fabric color number. Specify fabric color number. Specify fabric color number. Specify fabric color number. Specify fabric color number. Specify fabric color number. Specify fabric color number. Specify fabric color number. Specify fabric color number. Specify fabric color number. Add suffix L to style number and specify leather color number. ▶ See <i>Understanding Customer's Own Material (COM)</i> , page 188. Add suffix L to style number and specify leather color number.	
• Customer's Own Leather (COL)	+\$ 34		

Multiple upholstery fabrics

- Two or more fabrics on different chair components
- ▶ See below and at right.

① Fabric on seat

- | | |
|---------------------------------|---------|
| • Fabric price group 1 | No cost |
| • Fabric price group 2 | +\$ 11 |
| • Fabric price group 3 | +\$ 30 |
| • Fabric price group 4 | +\$ 40 |
| • Fabric price group 5 | +\$ 53 |
| • Fabric price group 6 | +\$ 65 |
| • Fabric price group 7 | +\$ 78 |
| • Fabric price group 8 | +\$ 99 |
| • Fabric price group 9 | +\$ 121 |
| • Fabric price group 10 | +\$ 139 |
| • Leather price group | +\$ 832 |
| • Customer's Own Material (COM) | +\$ 16 |
| • Customer's Own Leather (COL) | +\$ 16 |

▶ Options, continued on next page

Tip: Jenny round chairs are available with multiple fabrics.

▶ See at right to specify.

Tip: When specifying multiple COM fabrics, indicate all surfaces where COM applies. Example: TS31409M with Designtex 1234 on seat, Designtex 5678 on inner back, Designtex 9012 on outer back, and Designtex 9012 on arms.

Tip: When specifying multiple fabrics and leather, specify suffix **M** before suffix **L**. Example: TS31409 becomes TS31409ML.

► Options, continued from previous page

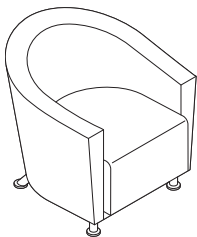
Options	Price	Required to Specify
Surface Materials (continued)		
② Fabric on inner back		
• Fabric price group 1	No cost	Specify fabric color number.
• Fabric price group 2	+\$ 8	Specify fabric color number.
• Fabric price group 3	+\$ 21	Specify fabric color number.
• Fabric price group 4	+\$ 29	Specify fabric color number.
• Fabric price group 5	+\$ 37	Specify fabric color number.
• Fabric price group 6	+\$ 45	Specify fabric color number.
• Fabric price group 7	+\$ 54	Specify fabric color number.
• Fabric price group 8	+\$ 67	Specify fabric color number.
• Fabric price group 9	+\$ 84	Specify fabric color number.
• Fabric price group 10	+\$ 97	Specify fabric color number.
• Leather price group	+\$421	Add suffix L to style number and specify leather color number.
• Customer's Own Material (COM)	+\$ 16	► See <i>Understanding Customer's Own Material (COM)</i> , page 188.
• Customer's Own Leather (COL)	+\$ 16	Add suffix L to style number and specify leather color number.
③ Fabric on outer back		
• Fabric price group 1	No cost	Specify fabric color number.
• Fabric price group 2	+\$ 6	Specify fabric color number.
• Fabric price group 3	+\$ 14	Specify fabric color number.
• Fabric price group 4	+\$ 22	Specify fabric color number.
• Fabric price group 5	+\$ 28	Specify fabric color number.
• Fabric price group 6	+\$ 34	Specify fabric color number.
• Fabric price group 7	+\$ 40	Specify fabric color number.
• Fabric price group 8	+\$ 50	Specify fabric color number.
• Fabric price group 9	+\$ 63	Specify fabric color number.
• Fabric price group 10	+\$ 72	Specify fabric color number.
• Leather price group	+\$585	Add suffix L to style number and specify leather color number.
• Customer's Own Material (COM)	+\$ 16	► See <i>Understanding Customer's Own Material (COM)</i> , page 188.
• Customer's Own Leather (COL)	+\$ 16	Add suffix L to style number and specify leather color number.

Specification Information

Style Number	Base Price
--------------	------------

Round


TS31409	\$1414
---------	--------



Jenny Lounge, continued

SIN 711.16

With Wood Arms



Standard Includes	Required to Specify
<ul style="list-style-type: none"> ▶ Need help? See <i>Turnstone Specification Guide</i> for product details. Fully upholstered lounge chair: fabric price group 1 Plywood arm: maple veneer Legs with glides: black plastic Shipped fully assembled Meets Cal. 117 requirements 	<ul style="list-style-type: none"> 1 Style number 2 Fabric color number for upholstery 3 Wood color number for arms 4 Options, if selected (see below) ▶ See <i>Surface Materials</i>, page 172.

Options	Price	Required to Specify
<p>Surface Materials</p> <p>Single upholstery fabric</p> <ul style="list-style-type: none"> Fabric price group 1 Fabric price group 2 Fabric price group 3 Fabric price group 4 Fabric price group 5 Fabric price group 6 Fabric price group 7 Fabric price group 8 Fabric price group 9 Fabric price group 10 Leather price group Customer's Own Material (COM) Customer's Own Leather (COL) 	<ul style="list-style-type: none"> No cost +\$ 28 +\$ 63 +\$ 90 +\$ 116 +\$ 144 +\$ 171 +\$ 216 +\$ 270 +\$ 306 +\$1885 +\$ 34 +\$ 34 	<ul style="list-style-type: none"> Specify fabric color number. Specify fabric color number. Specify fabric color number. Specify fabric color number. Specify fabric color number. Specify fabric color number. Specify fabric color number. Specify fabric color number. Specify fabric color number. Specify fabric color number. Specify fabric color number. Add suffix L to style number and specify leather color number. ▶ See <i>Understanding Customer's Own Material (COM)</i>, page 188. Add suffix L to style number and specify leather color number.

<p>Multiple upholstery fabrics</p> <ul style="list-style-type: none"> Two or more fabrics on different chair components <p>▶ See below and at right.</p>	<ul style="list-style-type: none"> +\$ 60 	<ul style="list-style-type: none"> Add suffix M to lounge chair style number and select fabric color number for:
--	--	--

<p>1 Fabric on seat</p> <ul style="list-style-type: none"> Fabric price group 1 Fabric price group 2 Fabric price group 3 Fabric price group 4 Fabric price group 5 Fabric price group 6 Fabric price group 7 Fabric price group 8 Fabric price group 9 Fabric price group 10 Leather price group Customer's Own Material (COM) Customer's Own Leather (COL) 	<ul style="list-style-type: none"> No cost +\$ 11 +\$ 30 +\$ 40 +\$ 53 +\$ 65 +\$ 78 +\$ 99 +\$ 121 +\$ 139 +\$ 901 +\$ 16 +\$ 16 	<ul style="list-style-type: none"> 1 Seat 2 Inner back 3 Outer back Example: TS31408M with T015 on seat, T016 on inner back, and T017 on outer back. Specify fabric color number. Specify fabric color number. Specify fabric color number. Specify fabric color number. Specify fabric color number. Specify fabric color number. Specify fabric color number. Specify fabric color number. Specify fabric color number. Specify fabric color number. Add suffix L to style number and specify leather color number. ▶ See <i>Understanding Customer's Own Material (COM)</i>, page 188. Add suffix L to style number and specify leather color number.
--	--	---

▶ Options, continued on next page

Tip: Jenny lounge chairs are available with multiple fabrics.
▶ See at right to specify.

Tip: When specifying multiple COM fabrics, indicate all surfaces where COM applies.
Example: TS31408M with Designtex 1234 on seat, Designtex 5678 on inner back, and Designtex 9012 on outer back.

Tip: When specifying multiple fabrics and leather, specify suffix **M** before suffix **L**.
Example: TS31408 becomes TS31408ML.

► Options, continued from previous page

Options	Price	Required to Specify
Surface Materials (continued)		
② Fabric on inner back		
• Fabric price group 1	No cost	Specify fabric color number.
• Fabric price group 2	+\$ 8	Specify fabric color number.
• Fabric price group 3	+\$ 21	Specify fabric color number.
• Fabric price group 4	+\$ 29	Specify fabric color number.
• Fabric price group 5	+\$ 37	Specify fabric color number.
• Fabric price group 6	+\$ 45	Specify fabric color number.
• Fabric price group 7	+\$ 54	Specify fabric color number.
• Fabric price group 8	+\$ 67	Specify fabric color number.
• Fabric price group 9	+\$ 84	Specify fabric color number.
• Fabric price group 10	+\$ 97	Specify fabric color number.
• Leather price group	+\$421	Add suffix L to style number and specify leather color number.
• Customer's Own Material (COM)	+\$ 16	► See <i>Understanding Customer's Own Material (COM)</i> , page 188.
• Customer's Own Leather (COL)	+\$ 16	Add suffix L to style number and specify leather color number.
③ Fabric on outer back		
• Fabric price group 1	No cost	Specify fabric color number.
• Fabric price group 2	+\$ 6	Specify fabric color number.
• Fabric price group 3	+\$ 14	Specify fabric color number.
• Fabric price group 4	+\$ 22	Specify fabric color number.
• Fabric price group 5	+\$ 28	Specify fabric color number.
• Fabric price group 6	+\$ 34	Specify fabric color number.
• Fabric price group 7	+\$ 40	Specify fabric color number.
• Fabric price group 8	+\$ 50	Specify fabric color number.
• Fabric price group 9	+\$ 63	Specify fabric color number.
• Fabric price group 10	+\$ 72	Specify fabric color number.
• Leather price group	+\$585	Add suffix L to style number and specify leather color number.
• Customer's Own Material (COM)	+\$ 16	► See <i>Understanding Customer's Own Material (COM)</i> , page 188.
• Customer's Own Leather (COL)	+\$ 16	Add suffix L to style number and specify leather color number.
Legs		
• Brushed aluminum legs	+\$106	Specify <i>with brushed aluminum legs</i> .
• Solid maple wood legs	+\$141	Specify <i>with solid wood legs</i> and select 3412 Natural Cherry, 3522 Clear Maple, or 3762 Dark Walnut.

Tip: Brushed aluminum legs are adjustable and have $\frac{3}{4}$ " of height adjustment.

Specification Information

Style Number	Base Price
--------------	------------

With Glides


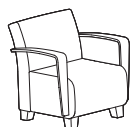
TS31408	\$1468
---------	--------

With Wood Arm Left

TS31428	\$1290
---------	--------

With Wood Arm Right

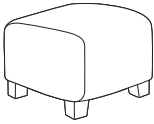
TS31438	\$1290
---------	--------



Jenny Lounge, continued

SIN 711.16

Ottoman



Tip: Hard dual-wheel casters are for use on carpet. Use on hard surfaces, including floor mats, will affect chair stability and may result in personal injury.

Tip: Jenny ottoman is available with multiple fabrics. See at right to specify.

Tip: When specifying multiple COM fabrics, indicate all surfaces where COM applies. Example: TS31405M with Designtex 1234 on seat, front, and back and Designtex 9012 on sides.

Tip: When specifying multiple fabrics and leather, specify suffix **M** before suffix **L**. Example: TS31405C becomes TS31405CML.

Standard Includes	Required to Specify
<ul style="list-style-type: none"> ▶ Need help? See <i>Turnstone Specification Guide</i> for product details. • Fully upholstered ottoman: fabric price group 1 • Hard dual-wheel casters or legs with glides: black plastic • Meets Cal. 117 requirements 	<ul style="list-style-type: none"> 1 Style number 2 Fabric color number for upholstery 3 Options, if selected (see below) ▶ See <i>Surface Materials</i>, page 172.

Options	Price	Required to Specify
Surface Materials		
Single upholstery fabric		
• Fabric price group 1	No cost	Specify fabric color number.
• Fabric price group 2	+\$ 16	Specify fabric color number.
• Fabric price group 3	+\$ 39	Specify fabric color number.
• Fabric price group 4	+\$ 57	Specify fabric color number.
• Fabric price group 5	+\$ 73	Specify fabric color number.
• Fabric price group 6	+\$ 90	Specify fabric color number.
• Fabric price group 7	+\$107	Specify fabric color number.
• Fabric price group 8	+\$136	Specify fabric color number.
• Fabric price group 9	+\$169	Specify fabric color number.
• Fabric price group 10	+\$191	Specify fabric color number.
• Leather price group	+\$979	Specify fabric color number.
• Customer's Own Material (COM)	+\$ 34	Add suffix L to style number and specify leather color number.
• Customer's Own Leather (COL)	+\$ 34	▶ See <i>Understanding Customer's Own Material (COM)</i> , page 188.
Multiple upholstery fabrics		
• Two or more fabrics on different components	+\$ 60	Add suffix M to ottoman style number and select fabric color number for:
▶ See below and at right.		<ul style="list-style-type: none"> ① Seat, front, and back ② Sides

① Fabric on seat, front, and back		
• Fabric price group 1	No cost	Specify fabric color number.
• Fabric price group 2	+\$ 11	Specify fabric color number.
• Fabric price group 3	+\$ 30	Specify fabric color number.
• Fabric price group 4	+\$ 43	Specify fabric color number.
• Fabric price group 5	+\$ 55	Specify fabric color number.
• Fabric price group 6	+\$ 67	Specify fabric color number.
• Fabric price group 7	+\$ 80	Specify fabric color number.
• Fabric price group 8	+\$102	Specify fabric color number.
• Fabric price group 9	+\$128	Specify fabric color number.
• Fabric price group 10	+\$144	Specify fabric color number.
• Leather price group	+\$675	Specify fabric color number.
• Customer's Own Material (COM)	+\$ 16	Add suffix L to style number and specify leather color number.
• Customer's Own Leather (COL)	+\$ 16	▶ See <i>Understanding Customer's Own Material (COM)</i> , page 188.

▶ Options, continued on next page

► Options, continued from previous page

Options	Price	Required to Specify
Surface Materials (continued)	② Fabric on sides <ul style="list-style-type: none"> Fabric price group 1 Fabric price group 2 Fabric price group 3 Fabric price group 4 Fabric price group 5 Fabric price group 6 Fabric price group 7 Fabric price group 8 Fabric price group 9 Fabric price group 10 Leather price group 	No cost +\$ 4 +\$ 9 +\$ 14 +\$ 18 +\$ 23 +\$ 28 +\$ 34 +\$ 43 +\$ 48 +\$344
	<ul style="list-style-type: none"> Customer's Own Material (COM) Customer's Own Leather (COL) 	+\$ 16 +\$ 16
	Legs <ul style="list-style-type: none"> Brushed aluminum legs Solid maple wood legs 	+\$106 +\$141
		Specify fabric color number. Specify fabric color number. Specify fabric color number. Specify fabric color number. Specify fabric color number. Specify fabric color number. Specify fabric color number. Specify fabric color number. Specify fabric color number. Specify fabric color number. Add suffix L to style number and specify leather color number. ► See <i>Understanding Customer's Own Material (COM)</i> , page 188. Add suffix L to style number and specify leather color number. Specify with brushed aluminum legs. Specify with solid wood legs and select 3412 Natural Cherry, 3522 Clear Maple, or 3762 Dark Walnut.

Tip: Brushed aluminum legs are adjustable and have 3/4" of height adjustment.

Specification Information

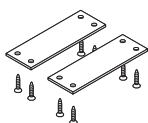
Style Number	Base Price	Style Number	Base Price
With Glides		With Casters	
TS31405	\$522	TS31405C	\$611



Casters

Seating

Ganging Kit



Standard Includes	Required to Specify
► Need help? See <i>Turnstone Specification Guide</i> for product detail	Style number
<ul style="list-style-type: none"> Ganging kit Two plates Attachment hardware 	

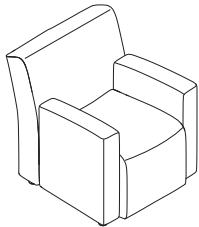
Specification Information

Dimensions	Style Number	Price
D	W	
2"	6"	TS31410 \$27

Jenny Lounge, continued

SIN 711.16

Club Low



Tip: Jenny low chairs come standard with low feet to allow for a lower chair height supporting working lounge posture.

Tip: Jenny lounge chairs are available with multiple fabrics.

▶ See at right to specify.

Tip: When specifying multiple COM fabrics, indicate all surfaces where COM applies. Example: TS31407M with Designtex 1234 on seat, Designtex 5678 on inner back, Designtex 9012 on outer back, and Designtex 9012 on arms.

Tip: When specifying multiple fabrics and leather, specify suffix **M** before suffix **L**. Example: TS31412ML

Standard Includes **Required to Specify**

- Fully upholstered lounge chair with arms:
- fabric price group 1
- Deck stitch detail
- Shipped fully assembled
- Meets Cal. 117 requirements
- Low foot, black plastic

- 1 Style number
- 2 Fabric color number for upholstery
- 3 Options, if selected (see below)
- ▶ See *Surface Materials*, page 172.

Options **Price** **Required to Specify**

Surface Materials

Single upholstery fabric

- Fabric price group 1 No cost
- Fabric price group 2 +\$ 43
- Fabric price group 3 +\$ 100
- Fabric price group 4 +\$ 141
- Fabric price group 5 +\$ 184
- Fabric price group 6 +\$ 224
- Fabric price group 7 +\$ 268
- Fabric price group 8 +\$ 338
- Fabric price group 9 +\$ 421
- Fabric price group 10 +\$ 479
- Leather price group +\$2915

- Specify fabric color number.
- Specify fabric color number.
- Specify fabric color number.
- Specify fabric color number.
- Specify fabric color number.
- Specify fabric color number.
- Specify fabric color number.
- Specify fabric color number.
- Specify fabric color number.
- Specify fabric color number.
- Specify fabric color number.
- Add suffix **L** to style number and specify leather color number.
- ▶ See *Understanding Customer's Own Material (COM)*, page 188.
- Add suffix **L** to style number and specify leather color number.

- Customer's Own Material (COM) +\$ 34
- Customer's Own Leather (COL) +\$ 36

Multiple upholstery fabrics

- Two or more fabrics on different chair components +\$ 60
- ▶ See below and at right.

Add suffix **M** to lounge chair style number and select fabric color number for:

- ① Seat
- ② Inner back
- ③ Outer back
- ④ Arms

Example: TS31412M with 5G61 on seat, 5F15 on inner back, 5G51 on outer back, and 5F03 on arms.

① Fabric on seat

- Fabric price group 1 No cost
- Fabric price group 2 +\$ 11
- Fabric price group 3 +\$ 30
- Fabric price group 4 +\$ 40
- Fabric price group 5 +\$ 53
- Fabric price group 6 +\$ 65
- Fabric price group 7 +\$ 78
- Fabric price group 8 +\$ 99
- Fabric price group 9 +\$ 121
- Fabric price group 10 +\$ 139
- Leather price group +\$ 832

- Specify fabric color number.
- Specify fabric color number.
- Specify fabric color number.
- Specify fabric color number.
- Specify fabric color number.
- Specify fabric color number.
- Specify fabric color number.
- Specify fabric color number.
- Specify fabric color number.
- Specify fabric color number.
- Specify fabric color number.
- Add suffix **L** to style number and specify leather color number.

- Customer's Own Material (COM) +\$ 16
- Customer's Own Leather (COL) +\$ 16

- ▶ See *Understanding Customer's Own Material (COM)*, page 188.
- Add suffix **L** to style number and specify leather color number.

▶ Options, continued on next page

► Options, continued from previous page

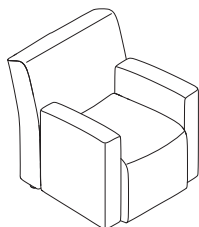
Options	Price	Required to Specify
Surface Materials (continued)		
2 Fabric on inner back		
• Fabric price group 1	No cost	Specify fabric color number.
• Fabric price group 2	+\$ 8	Specify fabric color number.
• Fabric price group 3	+\$ 21	Specify fabric color number.
• Fabric price group 4	+\$ 29	Specify fabric color number.
• Fabric price group 5	+\$ 37	Specify fabric color number.
• Fabric price group 6	+\$ 45	Specify fabric color number.
• Fabric price group 7	+\$ 54	Specify fabric color number.
• Fabric price group 8	+\$ 67	Specify fabric color number.
• Fabric price group 9	+\$ 84	Specify fabric color number.
• Fabric price group 10	+\$ 97	Specify fabric color number.
• Leather price group	+\$ 421	Add suffix L to style number and specify leather color number.
• Customer's Own Material (COM)	+\$ 16	► See <i>Understanding Customer's Own Material (COM)</i> , page 188.
• Customer's Own Leather (COL)	+\$ 16	Add suffix L to style number and specify leather color number.
3 Fabric on outer back		
• Fabric price group 1	No cost	Specify fabric color number.
• Fabric price group 2	+\$ 6	Specify fabric color number.
• Fabric price group 3	+\$ 14	Specify fabric color number.
• Fabric price group 4	+\$ 22	Specify fabric color number.
• Fabric price group 5	+\$ 28	Specify fabric color number.
• Fabric price group 6	+\$ 34	Specify fabric color number.
• Fabric price group 7	+\$ 40	Specify fabric color number.
• Fabric price group 8	+\$ 50	Specify fabric color number.
• Fabric price group 9	+\$ 63	Specify fabric color number.
• Fabric price group 10	+\$ 72	Specify fabric color number.
• Leather price group	+\$ 585	Add suffix L to style number and specify leather color number.
• Customer's Own Material (COM)	+\$ 16	► See <i>Understanding Customer's Own Material (COM)</i> , page 188.
• Customer's Own Leather (COL)	+\$ 16	Add suffix L to style number and specify leather color number.
4 Fabric on arms		
• Fabric price group 1	No cost	Specify fabric color number.
• Fabric price group 2	+\$ 15	Specify fabric color number.
• Fabric price group 3	+\$ 36	Specify fabric color number.
• Fabric price group 4	+\$ 50	Specify fabric color number.
• Fabric price group 5	+\$ 66	Specify fabric color number.
• Fabric price group 6	+\$ 81	Specify fabric color number.
• Fabric price group 7	+\$ 98	Specify fabric color number.
• Fabric price group 8	+\$ 120	Specify fabric color number.
• Fabric price group 9	+\$ 152	Specify fabric color number.
• Fabric price group 10	+\$ 172	Specify fabric color number.
• Leather price group	+\$1115	Add suffix L to style number and specify leather color number.
• Customer's Own Material (COM)	+\$ 16	► See <i>Understanding Customer's Own Material (COM)</i> , page 188.
• Customer's Own Leather (COL)	+\$ 16	Add suffix L to style number and specify leather color number.

Specification Information

Style Number	Base Price

Club Low

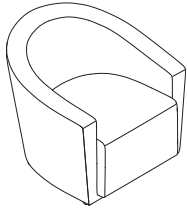
TS31412	\$1301



Jenny Lounge, continued

SIN 711.16

Round Low



Tip: Jenny low chairs come standard with low feet to allow for a lower chair height supporting working lounge posture.

Tip: Jenny round chairs are available with multiple fabrics.

▶ See at right to specify.

Tip: When specifying multiple COM fabrics, indicate all surfaces where COM applies. Example: TS31407M with Designtex 1234 on seat, Designtex 5678 on inner back, Designtex 9012 on outer back, and Designtex 9012 on arms.

Tip: When specifying multiple fabrics and leather, specify suffix **M** before suffix **L**. Example: TS31413ML

Standard Includes	Required to Specify
<ul style="list-style-type: none"> Fully upholstered round chair with arms: fabric price group 1 Deck stitch detail Shipped fully assembled Meets Cal. 117 requirements Low foot, black plastic 	<ul style="list-style-type: none"> 1 Style number 2 Fabric color number for upholstery 3 Options, if selected (see below) ▶ See <i>Surface Materials</i>, page 172.

Surface Materials	Options	Price	Required to Specify
	Single upholstery fabric		
	<ul style="list-style-type: none"> Fabric price group 1 Fabric price group 2 Fabric price group 3 Fabric price group 4 Fabric price group 5 Fabric price group 6 Fabric price group 7 Fabric price group 8 Fabric price group 9 Fabric price group 10 Leather price group 	<ul style="list-style-type: none"> No cost +\$ 43 +\$ 100 +\$ 141 +\$ 184 +\$ 224 +\$ 268 +\$ 338 +\$ 421 +\$ 479 +\$2949 	<ul style="list-style-type: none"> Specify fabric color number. Specify fabric color number. Specify fabric color number. Specify fabric color number. Specify fabric color number. Specify fabric color number. Specify fabric color number. Specify fabric color number. Specify fabric color number. Specify fabric color number. Specify fabric color number. Add suffix L to style number and specify leather color number. ▶ See <i>Understanding Customer's Own Material (COM)</i>, page 188. Add suffix L to style number and specify leather color number.
	<ul style="list-style-type: none"> Customer's Own Material (COM) Customer's Own Leather (COL) 	<ul style="list-style-type: none"> +\$ 34 +\$ 36 	

	Multiple upholstery fabrics		
	<ul style="list-style-type: none"> Two or more fabrics on different chair components 	<ul style="list-style-type: none"> +\$ 60 	<ul style="list-style-type: none"> Add suffix M to round chair style number and select fabric color number for: 1 Seat 2 Inner back 3 Outer back Example: TS31413M with 5G61 on seat, 5F15 on inner back, and 5G51 on outer back. Specify fabric color number. Specify fabric color number. Specify fabric color number. Specify fabric color number. Specify fabric color number. Specify fabric color number. Specify fabric color number. Specify fabric color number. Specify fabric color number. Specify fabric color number. Specify fabric color number. Add suffix L to style number and specify leather color number. ▶ See <i>Understanding Customer's Own Material (COM)</i>, page 188. Add suffix L to style number and specify leather color number.
	1 Fabric on seat		
	<ul style="list-style-type: none"> Fabric price group 1 Fabric price group 2 Fabric price group 3 Fabric price group 4 Fabric price group 5 Fabric price group 6 Fabric price group 7 Fabric price group 8 Fabric price group 9 Fabric price group 10 Leather price group 	<ul style="list-style-type: none"> No cost +\$ 11 +\$ 30 +\$ 40 +\$ 53 +\$ 65 +\$ 78 +\$ 99 +\$ 121 +\$ 139 +\$ 832 	
	<ul style="list-style-type: none"> Customer's Own Material (COM) Customer's Own Leather (COL) 	<ul style="list-style-type: none"> +\$ 16 +\$ 16 	

▶ Options, continued on next page

► Options, continued from previous page

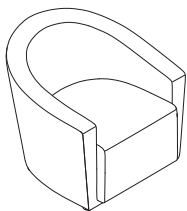
Options	Price	Required to Specify
Surface Materials (continued)		
② Fabric on inner back		
• Fabric price group 1	No cost	Specify fabric color number.
• Fabric price group 2	+\$ 8	Specify fabric color number.
• Fabric price group 3	+\$ 21	Specify fabric color number.
• Fabric price group 4	+\$ 29	Specify fabric color number.
• Fabric price group 5	+\$ 37	Specify fabric color number.
• Fabric price group 6	+\$ 45	Specify fabric color number.
• Fabric price group 7	+\$ 54	Specify fabric color number.
• Fabric price group 8	+\$ 67	Specify fabric color number.
• Fabric price group 9	+\$ 84	Specify fabric color number.
• Fabric price group 10	+\$ 97	Specify fabric color number.
• Leather price group	+\$421	Add suffix L to style number and specify leather color number.
• Customer's Own Material (COM)	+\$ 16	► See <i>Understanding Customer's Own Material (COM)</i> , page 188.
• Customer's Own Leather (COL)	+\$ 16	Add suffix L to style number and specify leather color number.
③ Fabric on outer back		
• Fabric price group 1	No cost	Specify fabric color number.
• Fabric price group 2	+\$ 6	Specify fabric color number.
• Fabric price group 3	+\$ 14	Specify fabric color number.
• Fabric price group 4	+\$ 22	Specify fabric color number.
• Fabric price group 5	+\$ 28	Specify fabric color number.
• Fabric price group 6	+\$ 34	Specify fabric color number.
• Fabric price group 7	+\$ 40	Specify fabric color number.
• Fabric price group 8	+\$ 50	Specify fabric color number.
• Fabric price group 9	+\$ 63	Specify fabric color number.
• Fabric price group 10	+\$ 72	Specify fabric color number.
• Leather price group	+\$585	Add suffix L to style number and specify leather color number.
• Customer's Own Material (COM)	+\$ 16	► See <i>Understanding Customer's Own Material (COM)</i> , page 188.
• Customer's Own Leather (COL)	+\$ 16	Add suffix L to style number and specify leather color number.

Specification Information

Style Number	Base Price

Round Low

TS31413	\$1515
---------	--------



Jenny Lounge, continued

SIN 711.16

Occasional Tables

Tip: There may be sheen or texture differences when using LPL and HPL in adjacent applications. Please use caution when mixing and matching different worksurface types.

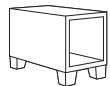
Tip: Brushed aluminum legs are adjustable and have 3/4" of height adjustment.

Tip: Low foot option reduces overall table height to 15".

Standard Includes	Required to Specify
<ul style="list-style-type: none"> ▶ Need help? See <i>Turnstone Specification Guide</i> for product details. • Table: Low-Pressure Laminate (LPL) or High-Pressure Laminate (HPL) • 3 mm edge band: plastic • Legs with glides: black plastic • Shipped ready to assemble 	<ol style="list-style-type: none"> 1 Style number 2 Low-Pressure Laminate or High-Pressure Laminate color number for table, as appropriate 3 Plastic edge band color number for table 4 Low-Pressure Laminate color number for sides and base of table 5 Options, if selected <p>▶ See <i>Surface Materials</i>, page 172.</p>

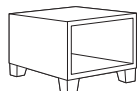
Options	Price	Required to Specify
Surface Materials <ul style="list-style-type: none"> • High-Pressure Laminate worksurfaces • Open Line laminate 	+\$ 65 plus cost of laminate	▶ Specify with <i>Surface Materials Reference Manual</i> .
Legs <ul style="list-style-type: none"> • Brushed aluminum legs • Solid maple wood legs 	+\$106 +\$141	Specify with <i>brushed aluminum legs</i> . Specify with <i>solid wood legs</i> and select 3412 Natural Cherry, 3522 Clear Maple, or 3762 Dark Walnut.
Legs <ul style="list-style-type: none"> • Low foot 	No cost	Specify with <i>low foot</i> .

Specification Information						
Dimensions			Style Number	Base Price	Style Number	Base Price
D	W	H	LPL		HPL	



End Table

26 1/2"	13 1/2"	17"	TS31415L	\$314	TS31415H	\$347



Coffee Table

26 1/2"	26 1/2"	17"	TS31416L	\$428	TS31416H	\$461

Scoop

SIN 711.16

Stools

Standard Includes	Required to Specify
<ul style="list-style-type: none"> ▶ Need help? See <i>Turnstone Specification Guide</i> for product details. • Steel wire frame: paint price group 1 • Seat: plastic • Upholstered seat, if selected: fabric price group 1 • Glides • Shipped fully assembled 	<ul style="list-style-type: none"> 1 Style number 2 Paint color number for frame 3 Plastic color number for seat: 6618 White 6682 Cobblestone 4 Fabric color number for upholstery, if selected 5 Options, if selected (see below) ▶ See <i>Surface Materials</i>, page 172.

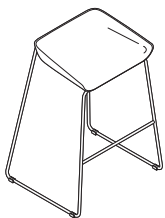
Options	Price	Required to Specify
Surface Materials <ul style="list-style-type: none"> • Steel wire frame • Paint price group 1 • Paint price group 2 	<ul style="list-style-type: none"> No cost +\$ 22 	<ul style="list-style-type: none"> Specify paint color number. Specify paint color number.
<ul style="list-style-type: none"> • Upholstery • Fabric price group 1 • Fabric price group 2 • Fabric price group 3 • Fabric price group 4 • Fabric price group 5 • Fabric price group 6 • Fabric price group 7 • Fabric price group 8 • Fabric price group 9 • Fabric price group 10 • Customer's Own Material (COM) 	<ul style="list-style-type: none"> No cost +\$ 10 +\$ 23 +\$ 32 +\$ 39 +\$ 48 +\$ 57 +\$ 71 +\$ 87 +\$100 +\$ 16 	<ul style="list-style-type: none"> Specify fabric color number. Specify fabric color number. Specify fabric color number. Specify fabric color number. Specify fabric color number. Specify fabric color number. Specify fabric color number. Specify fabric color number. Specify fabric color number. Specify fabric color number. ▶ See <i>Understanding Customer's Own Material (COM)</i>, page 188.
Glides <ul style="list-style-type: none"> • Soft glides 	<ul style="list-style-type: none"> No cost 	<ul style="list-style-type: none"> Specify with soft glides.

Specification Information

Style Number	Base Price

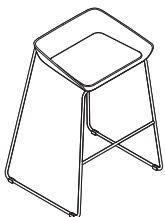
Stool

TS30701	\$324



Stool with Upholstered Seat

TS30702	\$389



Scoop, continued

SIN 711.18

Side Chairs

Standard Includes	Required to Specify
<ul style="list-style-type: none"> ▶ Need help? See <i>Turnstone Specification Guide</i> for product details. • Steel wire frame: paint price group 1 • Seat: plastic • Upholstered seat, if selected: fabric price group 1 • Glides • Shipped fully assembled 	<ol style="list-style-type: none"> 1 Style number 2 Paint color number for frame 3 Plastic color number for seat: 6618 White 6682 Cobblestone 4 Fabric color number for upholstery, if selected 5 Options, if selected (see below) <p>▶ See <i>Surface Materials</i>, page 172.</p>

Options	Price	Required to Specify
Surface Materials Steel wire frame <ul style="list-style-type: none"> • Paint price group 1 • Paint price group 2 	<p>No cost</p> <p>+\$ 22</p>	<p>Specify paint color number.</p> <p>Specify paint color number.</p>
Upholstery <ul style="list-style-type: none"> • Fabric price group 1 • Fabric price group 2 • Fabric price group 3 • Fabric price group 4 • Fabric price group 5 • Fabric price group 6 • Fabric price group 7 • Fabric price group 8 • Fabric price group 9 • Fabric price group 10 • Customer's Own Material (COM) 	<p>No cost</p> <p>+\$ 10</p> <p>+\$ 23</p> <p>+\$ 32</p> <p>+\$ 39</p> <p>+\$ 48</p> <p>+\$ 57</p> <p>+\$ 71</p> <p>+\$ 87</p> <p>+\$100</p> <p>+\$ 16</p>	<p>Specify fabric color number.</p> <p>Specify fabric color number.</p> <p>Specify fabric color number.</p> <p>Specify fabric color number.</p> <p>Specify fabric color number.</p> <p>Specify fabric color number.</p> <p>Specify fabric color number.</p> <p>Specify fabric color number.</p> <p>Specify fabric color number.</p> <p>Specify fabric color number.</p> <p>▶ See <i>Understanding Customer's Own Material (COM)</i>, page 188.</p>
Glides <ul style="list-style-type: none"> • Soft glides 	<p>No cost</p>	<p>Specify <i>with soft glides</i>.</p>

Specification Information	
Style Number	Base Price

Side Chair

TS30703 \$319

Side Chair with Upholstered Seat

TS30704 \$384

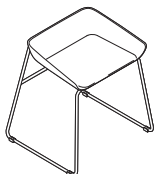
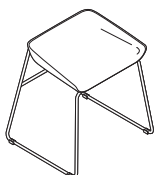


Table Components



Specifying

Power Access and Cable Management (SIN 711.2) **160**



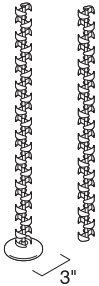
Surface Materials

161

Power Access and Cable Management

SIN 711.2

Skeleton Bone Wire Manager



Standard Includes	Required to Specify
-------------------	---------------------

- | | | |
|--|--|--------------|
| <ul style="list-style-type: none"> ▶ Need help? See <i>turnstone Specification Guide</i> for product details. | <ul style="list-style-type: none"> • Wire manager: black plastic • Attachment hardware | Style number |
|--|--|--------------|

Specification Information				
• Dimensions			• Style	• Price
D	W	H	Number	

--	--	--	--	--

Skeleton Bone Wire Manager

1½"	1¾"	38"	TS5SKLBNE	\$160
-----	-----	-----	------------------	-------

Skeleton Bone Wire Manager Extension

1½"	1¾"	36"	TS5SKEXT	\$136
-----	-----	-----	-----------------	-------

Wire Manager



Tip: Attaches under worksurfaces with screws or around leg.

Standard Includes	Required to Specify
-------------------	---------------------

- | | | |
|--|---|--------------|
| <ul style="list-style-type: none"> ▶ Need help? See <i>turnstone Specification Guide</i> for product details. | <ul style="list-style-type: none"> • Package of four wire managers • Attachment package | Style number |
|--|---|--------------|

Specification Information				
• Dimensions			• Style	• Price
D	W	H	Number	

--	--	--	--	--

½"	8"	½"	TS5LEGCLP	\$46
----	----	----	------------------	------

Surface Materials – turnstone

Bivi	162
Tour Workspace	166
Campfire	168
Seating	172
Paint Matrix	174
Understanding Low-Pressure and High-Pressure Laminates	176
Specification Rule for Selectable Edge Band and Rules for High-Pressure Laminates	177
turnstone Laminate Core Palette Matrix	178
Recommended Edge Banding Finishes for Low-Pressure Laminate and High-Pressure Laminate Products	182
Open Line Laminate	184
Plastic Matrix	185
Seating Upholstery Matrix	186
Fire Code turnstone Seating Upholstery Matrix	187
Understanding Customer's Own Material (COM)	188
Maintenance and Cleaning	190
Approved Fabrics that Meet DFAR 252.225-7012 Preference for Certain Domestic Commodities Used for Navy BPA	191

Surface Materials

Resources

For more information about surface materials, refer to the following resources:

Additional surface materials specification tools are available to assist you in the specification process—the Surface Materials Binders.

Surface Materials

Binders include:

- *Surface Materials Reference Manual*
- A complete set of swatch cards for hard surfaces, vertical surface fabrics, and seating upholstery

Paint

Steelcase Surfaces

Applies to:

- Bivi cable troughs
- Bivi table legs
- Bivi table top mounting brackets
- Bivi high sit bracket with modesty panel
- Bivi arches
- Bivi arches infill bracket
- Bivi lower footshelf
- Bivi upper footshelf
- Bivi top shelf
- Bivi bottom shelf
- Bivi leg cover
- Bivi tackable screen trough mount base
- Bivi trough end cover
- Bivi trough floor cover
- Bivi trunk case
- Bivi trunk table attachment bracket
- Bivi side storage
- Bivi power strips
- Bivi bike hook
- Bivi holder
- Bivi hook
- Bivi metal screen
- Bivi tackable screen stanchions
- Bivi organizer
- Bivi trunk freestanding legs

Price Group 1

Smooth Paint

4242 Milk

Textured Paint

7207 Black
7225 Sand
7236 Fog
7237 Slate
7238 Fieldstone
7239 Midnight
7241 Arctic White
7243 Seagull
7250 Sterling Dark Solid
7278 Dark Bronze
7360 Merle

Price Group 2

Accessory Paint

4140 Arctic White Gloss
4144 Black Gloss

Smooth Paint

0835 Black

Smooth Metallic

4728 Nickel Metallic
4743 Mineral Metallic
4744 Pearl Metallic
4750 Champagne Metallic
4752 Steel Metallic
4788 Gold Dust Metallic
4798 Sterling Metallic
4799 Platinum Metallic
4803 Near Black Metallic

Textured Paint

7245 Carbon Metallic
7246 Midnight Metallic

Select Surfaces

Price Group 3

Accent paint

Accent paints allow you to choose from a pre-matched color palette of trend driven colors. Accent paints listed below follow the same instructions for PerfectMatch paints without the PerfectMatch registration fee. Refer to the *Surface Materials Reference Manual* for more information about this program.

Custom Surfaces

PerfectMatch

PerfectMatch is a service that allows you to create your own paint color. Refer to the *Surface Materials Reference Manual* for more information about this program.

Applies to:

- Eyesite monitor arms
- Bivi Eyesite bracket

4799 Platinum Metallic

Applies to:

- Big lamp base
- Bivi side storage
- Bivi trunk
- Bivi trunk freestanding legs
- Skate table base

Select Surfaces

Lux Coatings

4B20 Obsidian
4B22 Matte Brass
4B23 Burnished Bronze
4B24 Night Bronze
4B25 Matte Copper

Plastic

Applies to:

- Bivi metal screen trough mounting brackets
 - Bivi Bezel receptacle cover
 - Bivi tackable screen freestanding base
 - Bivi tackable screen stanchions
- 6009 Arctic White
6249 Platinum Solid
6527 Merle

Applies to:

- Duplex receptacles
 - USB receptacles
- 6000 Black
6009 Arctic White
6249 Platinum Solid
6527 Merle
6651 Tungsten
6652 Titanium
6654 Sand
6697 Fog
6B03 Red

Applies to:

- High sit bracket with modesty panel
- Arch infills
- Tackable screens

Steelcase Fabric

Billiard Multi-Use by Designtex

Applies to:

- Canopy
- 5VD0 Bivi Canopy fabric

Panel Fabric

Applies to:

- High sit bracket with modesty panels
- Arch Infills
- Tackable screens

Price Group 1

Abacus

Price Group 2

Cogent: Connect

Price Group 3

Billiard Multi-Use by Designtex

Applies to:

- Canopy
- 5VD0 Bivi Canopy fabric

Select Surfaces

For information on products within Select Surfaces, including accent paints and fabrics from Designtex, Gabriel, Kvadrat, and Pollack, please refer to the *Surface Materials Reference Manual* or visit www.steelcase.com/surface-materials under the Select Surfaces section.

For additional information regarding Customer's Own Material, call 1.888.STEELCASE (1.888.783.3522) or send an e-mail to lineone@steelcase.com.

Laminate

Applies to:

- Bivi tables and table tops
- Bivi trunk
- Bivi side storage

Steelcase Surfaces

Low-Pressure Laminate

Woodgrain Laminate

25L1 Winter on Maple
25L5 Virginia Walnut
25L6 Blackwood
25L8 Clear Walnut
25L9 Warm Oak
262L Marbled Maple
264L Chocolate Walnut
267L Marbled Cherry
26L1 Natural Cherry
2L09 Clear Maple
2LAN Ash Noce
2LAT Acacia
2LAW Ash Wenge
2LBN Bisque Noce
2LBW Bisque Wenge
2LCN Clay Noce
2LCW Clay Wenge
2LSN Storm Noce
2LSW Storm Wenge

Fiber Laminate

2L50 Vanadium Fiber
2L52 Tungsten Fiber

Solid Laminate

247L Black
2L30 Arctic White
2L83 Seagull
2L85 Dune
2LMG Merle

Metallic Laminate

2L03 Brushed Silver

Applies to:

- Bivi tables and table tops
- Bivi trunk
- Bivi side storage

Tip: Some wood veneer finishes and woodgrain laminates share the same name. Because of the difference in materials, veneers and laminates of the same name are not an exact match but do coordinate with each other.

Steelcase Surfaces**High-Pressure Laminate****Woodgrain Laminate**

- 2406 Clear Cherry
- 2409 Clear Maple
- 2410 Graphite Walnut
- 2412 Natural Cherry
- 2422 Medium Cherry
- 2511 Winter on Maple
- 2535 Virginia Walnut
- 2536 Blackwood
- 2538 Clear Walnut
- 2539 Warm Oak
- 2592 Blonde on Maple
- 2612 Marble Maple
- 2614 Chocolate Walnut
- 2615 Marbled Cherry
- 2714 Natural Walnut on Walnut
- 2772 Medium Mahogany on Walnut
- 2HAK Clear Oak
- 2HAN Ash Noce
- 2HAT Acadia
- 2HAW Ash Wenge
- 2HBN Bisque Noce
- 2HBW Bisque Wenge
- 2HCN Clay Noce
- 2HCW Clay Wenge
- 2HSN Storm Noce
- 2HSW Storm Wenge

Fiber Laminate

- 2850 Vanadium Fiber
- 2851 Rhyme Fiber
- 2852 Tungsten Fiber
- 2854 Vellum Fiber
- 2859 Novell Fiber
- 2860 Granite Fiber
- 2861 Coconut Fiber
- 2862 Stucco Fiber

Micro Laminate

- 2920 Marl Micro
- 2921 Gypsum Micro
- 2922 Clay Micro
- 2923 Shadow Micro

Patina Laminate

- 2870 Blonde Bronze Patina
- 2871 Blackened Bronze Patina
- 2873 Instant Iron Patina

Solid Laminate

- 2722 Cream
- 2730 Arctic White
- 2746 Black
- 2759 Warm White
- 2811 Mist
- 2883 Seagull
- 2884 Milk
- 2885 Dune
- 2HMG Merle

Metallic Laminate

- 2503 Brushed Silver

Speckle Laminate

- 2820 Coffee Speckle
- 2822 Woodrose Speckle
- 2823 Driftwood Speckle
- 2824 Smoke Speckle
- 2825 Vanadium Speckle

Select Surfaces**High-Pressure Laminate****Textured Woodgrain Laminate**

- 2TH2 Fawn Cypress
- 2TH3 Weathered Char
- 2TH4 Saddle Oak
- 2TH5 Veranda Teak
- 2TH6 Persian Cherry
- 2TH7 Walnut Heights

Custom Surfaces**Open Line Laminate (OLL)**

This service allows you to order non-standard laminate at an additional processing fee of \$65 U.S. per worksurface or top, plus the cost of the laminate.

When processing orders for Open Line laminate on Bivi, specify 2900 in the laminate finish field and enter the OLL manufacturer information.

Enter the required edge finish as you would a standard laminate. Laminate Approval and Material Requirements to confirm whether a particular laminate has already been tested for use on a specific Steelcase product or to determine material square foot requirements: For additional information, refer to the *Surface Materials Reference Manual*.

Wood

Applies to:

- Bivi tables and table tops
- Bivi trunk
- Bivi side storage
- Bivi depot

Steelcase carefully selects veneer and solid wood for consistent color and grain structure. Wood is a natural material and variations will occur in color, grain and texture. These variations are part of the inherent natural beauty of wood and are not considered defects.

All wood products will darken with age and exposure to ultraviolet light. This is especially apparent with cherry and maple veneer.

We recommend that desk accessories be rearranged periodically to ensure even aging of wood surfaces.

When storing your wood furniture, please follow the following guidelines:

- Do not store products in trailers.
- Store products in areas that simulate office temperatures (60°F to 90°F).
- Store products in areas that maintain constant, office-like humidity levels.
- Keep product away from light. Cover products to make sure they are not exposed to light.

Veneer

Veneers are matched for proper balance and consistency. Veneers are available quarter cut, except for Oak, which is rift cut. Refer to the *Surface Materials Reference Manual* for descriptions of each cut.

Open-pore finish is a medium gloss finish that leaves the wood grain texture visible to the eye and distinguishable to the touch.

Flat-cut open-pore finish choices

- 3062 FC/OP Graphite Walnut
- 3402 FC/OP Clear Cherry (Aged)
- 3412 FC/OP Natural Cherry
- 3422 FC/OP Medium Cherry
- 3442 FC/OP MS-Medium Cherry
- 3522 FC/OP Clear Maple*
- 3572 FC/OP Amber on Maple
- 3582 FC/OP Winter on Maple
- 3592 FC/OP Blonde on Maple
- 3702 FC/OP Clear Walnut
- 3712 FC/OP Natural Walnut
- 3722 FC/OP Dark Mahogany on Walnut
- 3752 FC/OP Medium Walnut
- 3762 FC/OP Dark Walnut
- 3772 FC/OP Medium Mahogany on Walnut

Quarter-cut open-pore finish choices

- 3042 QC/OP Ash
- 3222 QC/OP Clear Maple
- 3272 QC/OP Amber on Maple
- 3292 QC/OP Blonde on Maple
- 3302 QC/OP Clear Walnut
- 3312 QC/OP Natural Walnut
- 3322 QC/OP Dark Mahogany on Walnut
- 3352 QC/OP Medium Walnut
- 3362 QC/OP Dark Walnut
- 3372 QC/OP Medium Mahogany on Walnut
- 3382 QC/OP Graphite Walnut

Rift-cut open-pore finish choices

- 3602 RC/OP Desert Oak
- 3611 RC/OP Natural Oak
- 3612 RC/OP Warm Oak
- 3692 RC/OP Espresso Oak

Full-fill finish is a medium-gloss finish that completely fills the grain texture, yet allows the grain pattern to be seen. The wood has a lustrous, satiny look, and it is smooth to the touch. This finish is available on worksurfaces only.

Flat-cut full-fill finish choices

- 3064 FC/FF Graphite Walnut
- 3404 FC/FF Clear Cherry (Aged)
- 3414 FC/FF Natural Cherry
- 3424 FC/FF Medium Cherry
- 3524 FC/FF Clear Maple*
- 3544 FC/FF Blonde on Maple
- 3574 FC/FF Amber on Maple
- 3704 FC/FF Clear Walnut
- 3714 FC/FF Natural Walnut
- 3724 FC/FF Dark Mahogany on Walnut
- 3754 FC/FF Medium Walnut
- 3764 FC/FF Dark Walnut
- 3774 FC/FF Medium Mahogany on Walnut

Quarter-cut full-fill finish choices

- 3224 QC/FF Clear Maple*
- 3274 QC/FF Amber on Maple
- 3294 QC/FF Blonde on Maple
- 3304 QC/FF Clear Walnut
- 3314 QC/FF Natural Walnut
- 3324 QC/FF Dark Mahogany on Walnut
- 3354 QC/FF Medium Walnut
- 3364 QC/FF Dark Walnut
- 3374 QC/FF Medium Mahogany on Walnut
- 3384 QC/FF Graphite Walnut

Surface Materials, continued

Rift-cut full-fill finish choices

- 3604 RC/FF Desert Oak
- 3614 RC/FF Warm Oak
- 3694 RC/FF Espresso Oak

* To ensure an understanding of the color ranges and characteristic variations of natural veneer, a sign-off sheet is required prior to orders being accepted for this clearcoat finish. The sign-off sheet is available through Steelcase advertising stock. Please use form number 09-0000756 for 3042, form number 05-0001370 for 3222 and 3224.

Composite Veneer

Composite veneers are an engineered wood intended to create specific grain patterns and characteristics. They are pre-stained and finished with Steelcase's Clarity water-borne UV topcoat, which protects the environment while providing durability and clarity. Only open-pore finishes are available on composite wood. Composite veneers with natural solid nosings because composite and natural wood grain and color matching are rarely compatible. Composite veneers are Graded-In as Wood Group 1 pricing.

Flat-cut open-pore finish choices

- 3JDX FC/OP Oak Composite
- 3JFX FC/OP Maple Composite
- 3JHX FC/OP Cherry Composite
- 3JXX FC/OP Walnut Composite

Quarter-cut open-pore finish choices

- 3F8X QC/OP European Walnut Composite
- 3GAX QC/OP Gold Teak Composite
- 3GFX QC/OP Rosewood Composite
- 3GGX QC/OP Zebrano Composite
- 3HJX QC/OP Oak Composite
- 3HVX QC/OP Walnut Composite
- 3JEX QC/OP Maple Composite
- 3JGX QC/OP Cherry Composite

Tip: To understand more about composite ordering, lead-times, and pricing, please consult the composite sign-off sheet available through Steelcase advertising stock, form number 14-0000141. A sign-off sheet is required prior to orders being accepted for composite projects.

Select Surfaces

For information on products within Select Surfaces, including accent paints and fabrics from Designtex, Gabriel, Kvadrat, and Pollack, please refer to the *Surface Materials Reference Manual* or visit www.steelcase.com/surface-materials under the Select Surfaces section.

Natural Veneer

Natural veneer is available in the Select Surfaces offering. Natural veneer may have extended lead-times. Place your order as you normally would for any other finish, calling out the appropriate finish code.

The following finishes are available through the natural veneer offering:

Wood Group 1

- 35A2 FC/OP Blanch Maple
- 37A2 FC/OP Thunder Walnut

Wood Group 2

- 32A2 QC/OP Blanch Maple
- 33A2 QC/OP Thunder Walnut

Wood Group 3

- 36A2 RC/OP Volcanic Oak

Planked Veneer

Planked veneer is available in the Select Surfaces offering. Planked veneer may have extended lead-times. Place your order as you normally would for any other finish, calling out the appropriate finish code.

The following finishes are available through the planked veneer offering:

Wood Group 1

- 3P61 OP Planked Oak
- 3P71 OP Planked Walnut

Tip: Known for its uniqueness, planked veneer has intentional and natural variations that include, but are not limited to: character marks, grain pattern, color, and natural color aging.

Premium Veneer

A selection of Premium veneers in this collection are available on most Steelcase brand products. The collection will be available as close to standard leadtimes as possible. However, because adequate supplies of veneer and solids must be secured, all orders will be scheduled individually. Leadtimes will vary based on Premium veneer and Premium solids availability at the time the order is placed. The collection is Graded-In as Wood Group 2 and Wood Group 3, and supported like standard veneers to make ordering easy. Please see the Steelcase surface materials section on village.steelcase.com for sample information and product line availability. All premium veneers are in clear-coat.

Quarter-cut open-pore finish choices**Wood Group 2**

- 3032 QC/OP Dark Thin Line Bamboo
- 3052 QC/OP Ribbon Sapele

Wood Group 3

- 3832 QC/OP Figured Anegre
- 3842 QC/OP Figured Makore

Tip: Full-fill finish is not available on Premium veneers as a standard. To ensure an understanding of the color ranges and characteristic variations of natural veneer, a sign-off sheet is required prior to orders being accepted for this clear-coat finish.

The sign-off sheet is available through Steelcase advertising stock. Please use form number 09-0000755 for 3032, form number 09-0000757 for 3052, form number 09-0000758 for 3832, and form number 09-0000759 for 3842.

Custom Surface

Customiz stain is a service that allows you to create your own stain colors and finishes on standard veneer. Customiz stain color is available on all product lines that offer wood veneer.

A \$500 stain-matching fee applies on CUSTOMIZ requests (Exception: The \$500 fee does not apply on matches to Coalesse standard finishes or for a low-gloss finish request on a standard color). The \$500 fee covers the cost of formulating the Customiz color finish and applies regardless of whether or not an order for product is placed.

In addition, an approval form must be signed to indicate customer acceptance of Customiz match. A \$1,500 initiation fee will be charged prior to first order entry. This initiation fee activates the finish for unlimited use on any Steelcase product for an 18 month time period. After the 18 month time period has lapsed, the Customiz finish may be reactivated for another 18 months for a \$1,000 fee at any point within five years after the \$1,500 initiation fee was paid.

If the finish is not reactivated within five years after the \$1,500 initiation fee was paid, the finish will be culled and the customer will need to pay the \$1,500 initiation fee again. All style number related Customiz charges on products are no cost as of April 2014. The matching and initiation fees are not discountable.

Customiz stain takes 10 days to formulate. Consult the *Surface Materials Reference Manual* for more information. Custom veneers are also available and must be quoted by Steelcase specials group. Customiz stain on custom veneers takes 2 to 4 weeks to formulate.

Requirements and information on ordering a Customiz stain color are found in the *Surface Materials Reference Manual*.

Plastic

Applies to:

- Bivi tables and table tops
- Bivi trunk

- Bivi side storage

- 6000 Black
- 6001 Coffee
- 6009 Arctic White
- 6034 Natural Cherry
- 6036 Medium Cherry
- 6037 Winter on Maple
- 6038 Blonde on Maple
- 6041 Natural Walnut
- 6045 Medium Mahogany on Walnut
- 6052 Milk
- 6053 Seagull
- 6213 Acacia
- 6219 Clear Oak
- 6231 Graphite Walnut
- 6234 Clear Cherry
- 6237 Clear Maple
- 6242 Virginia Walnut
- 6243 Blackwood
- 6245 Clear Walnut
- 6246 Warm Oak
- 6249 Platinum Solid
- 6527 Merle
- 6615 Grey V5
- 6619 Ice
- 6631 Cream
- 6635 Dawn
- 6636 Mist
- 6654 Sand
- 6655 Warm White
- 6676 Marbled Maple
- 6677 Chocolate Walnut
- 6678 Marbled Cherry
- 6689 Brushed Silver
- 6694 Slate
- 6695 Midnight
- 6697 Fog
- 6698 Fieldstone
- 6703 Ash Wenge
- 6704 Storm Wenge
- 6705 Bisque Wenge
- 6706 Clay Wenge
- 6707 Ash Noce
- 6708 Bisque Noce
- 6709 Clay Noce
- 6710 Storm Noce

Select Surfaces

- 6T02 Fawn Cypress
- 6T03 Weathered Char
- 6T04 Saddle Oak
- 6T05 Veranda Teak
- 6T06 Persian Cherry
- 6T07 Walnut Heights

Tip: Light color plastic edges are susceptible to degradation due to normal wear and tear. Staining (e.g., ball point pen or clothing dyes such as blue jeans) and dirt effects are more pronounced in light colors and are not considered defects.

Controlled Receptacle Pad Stamp Power Icon Symbol

Steelcase Surfaces

Controlled receptacle pad stamp power icon symbol ink color defaults based on the plastic selection.

Cabinet paint:	Default Ink:
6000 Black	White
6009 Arctic White	Black
6249 Platinum Solid	Black
6257 Merle	White
6651 Tungsten	Black
6652 Titanium	Black
6654 Sand	Black
6697 Fog	Black
6B03 Red	Black

Surface Materials

Laminate

Steelcase Surfaces

Low-Pressure Laminate

Applies to:

- Counter center infill and end panel infill
- Laminate worksurface supports
- Countertops
- Worksurfaces
- Shelves
- Modesty panels
- Screens
- HV cabinet doors
- Bookcases
- Pile files
- My file

- 25L1 Winter on Maple LPL
- 25L5 Virginia Walnut LPL
- 25L6 Blackwood LPL
- 25L8 Clear Walnut LPL
- 25L9 Warm Oak LPL
- 26L1 Natural Cherry V2 LPL
- 2L30 Arctic White LPL

High-Pressure Laminate

Applies to: (standard products)

- Worksurfaces
- Shelves

Fiber Laminate

- 2851 Rhyme Fiber
- 2854 Vellum Fiber
- 2859 Novell Fiber
- 2860 Granite Fiber
- 2861 Coconut Fiber
- 2862 Stucco Fiber

Micro Laminate

- 2920 Marl Micro
- 2921 Gypsum Micro
- 2922 Clay Micro
- 2923 Shadow Micro

Patina Laminate

- 2870 Blonde Bronze Patina
- 2871 Blackened Bronze Patina
- 2873 Instant Iron Patina

Solid Laminate

- 2722 Cream
- 2730 Arctic White
- 2759 Warm White
- 2811 Mist
- 2884 Milk

Speckle Laminate

- 2820 Coffee Speckle
- 2822 Woodrose Speckle
- 2823 Driftwood Speckle
- 2824 Smoke Speckle
- 2825 Vanadium Speckle

Woodgrain Laminate

- 2406 Clear Cherry
- 2412 Natural Cherry
- 2422 Medium Cherry
- 2511 Winter on Maple
- 2538 Clear Walnut
- 2539 Warm Oak
- 2592 Blonde on Maple
- 2714 Natural Walnut
- 2772 Medium Mahogany on Walnut
- 2HAK Clear Oak

turnstone Laminate Collection

- 2535 Virginia Walnut
- 2536 Blackwood

Custom Surfaces

Open Line Laminate (OLL)

This service allows you to order non-standard laminate at an additional processing fee of \$65 per worksurface or top, plus the cost of the laminate.

When processing orders for Open Line laminate on turnstone products, specify 2900 in the laminate finish field and enter the OLL manufacturer information. Enter the required edge finish as you would a standard laminate.

Edge color for the Open Line laminate on turnstone products must be determined by the dealer and customer before orders can be entered. Specify appropriate 2K finish number. *Tip: Standard laminates being used in the Open Line Laminate program to obtain a different edge detail will be charged the Open Line laminate upcharge; however, no additional charges for the laminate will be applied.*

Laminate Approval and Material Requirements

To confirm whether a particular laminate has already been tested for use on a specific Steelcase product or to determine material square foot requirements:

- Visit www.steelcase.com

For additional information, refer to the *Steelcase Surface Materials Reference Manual*.

Plastic

Applies to:

- Worksurface edge band
- Shelf edge band
- 6000 Black
- 6001 Coffee
- 6009 Arctic White
- 6034 Natural Cherry
- 6036 Medium Cherry
- 6037 Winter On Maple
- 6038 Blonde on Maple
- 6041 Natural Walnut
- 6045 Medium Mahogany on Walnut
- 6052 Milk
- 6053 Seagull
- 6234 Clear Cherry
- 6242 Virginia Walnut
- 6243 Blackwood
- 6245 Clear Walnut
- 6246 Warm Oak
- 6249 Platinum Solid
- 6527 Merle
- 6615 Grey V5
- 6619 Ice
- 6631 Cream
- 6635 Dawn
- 6636 Mist
- 6654 Sand
- 6655 Warm White
- 6676 Marbled White
- 6677 Chocolate Walnut
- 6678 Marbled Cherry
- 6689 Brushed Silver
- 6694 Slate
- 6695 Midnight
- 6697 Fog
- 6698 Fieldstone

Applies to:

- Vertical cord cover grommet insert
- 6000 Black
- 6009 Arctic White
- 6249 Platinum Solid

Paint

Steelcase Surfaces

Applies to:

- Counter top tray
- Counter center infill
- HV and shared HV cabinets
- Vertical cord cover
- Pile File top, back, and fixed center shelf
- Post legs
- Worksurface frame support
- Modesty panel bracket

Price Group 1

- 7207 Black (Textured)
- 7225 Sand (Textured)
- 7241 Arctic White (Textured)
- 7243 Seagull (Textured)

Price Group 2

- 4750 Champagne Metallic
- 4798 Sterling Metallic
- 4799 Platinum Metallic
- 7246 Midnight Metallic (Textured)

Applies to:

- HV cabinet laminate sliding door pulls
- Pile File turnstone ledge pulls
- My file turnstone ledge pull

Price Group 1

- 7207 Black (Textured)

Price Group 2

- 4799 Platinum Metallic

HV Cabinet Center Divider

Steelcase Surfaces

HV cabinet center divider laminate color number defaults based on the paint selection.

Cabinet paint:

Default laminate center divider:

4750 Champagne Metallic	247L Black
4798 Sterling Metallic	247L Black
4799 Platinum Metallic	247L Black
7207 Black (Textured)	247L Black
7225 Sand (Textured)	2L83 Arctic White
7241 Arctic White (Textured)	2L30 Arctic White
7243 Seagull (Textured)	2L83 Seagull
7246 Midnight Metallic (Textured)	247L Black

Surface Materials

Paint

Applies to:

- Big table trough
- 4799 Platinum Metallic

Applies to:

- Big lamp base

Price Group 1

- 4242 Milk
- 7225 Sand
- 7236 Fog
- 7237 Slate
- 7238 Fieldstone
- 7239 Midnight
- 7241 Arctic White
- 7243 Seagull
- 7250 Sterling Dark Solid
- 7278 Dark Bronze
- 7360 Merle

Price Group 2

- 0835 Black
- 4140 Arctic White Gloss
- 4728 Nickel Metallic
- 4743 Mineral Metallic
- 4744 Pearl Metallic
- 4750 Champagne Metallic
- 4752 Steel Metallic
- 4788 Gold Dust Metallic
- 4798 Sterling Metallic
- 4799 Platinum Metallic
- 4803 Near Black Metallic
- 7245 Carbon Metallic
- 7246 Midnight Metallic

Select Surfaces

Price Group 3

Accent Paint

Accent paints allow you to choose from a pre-matched color palette of trend driven colors. Accent paints listed below follow the same instructions for PerfectMatch paints without the PerfectMatch registration fee. Refer to the *Surface Materials Reference Manual* for more information about this program.

Select Surfaces

Lux Coatings

- 4B20 Obsidian
- 4B22 Matte Brass
- 4B23 Burnished Bronze
- 4B24 Night Bronze
- 4B25 Matte Copper

Custom Surfaces

Price Group 3

PerfectMatch

PerfectMatch is a service that allows you to create your own paint color. Refer to the *Surface Materials Reference Manual* for more information about this program.

- 4990 PerfectMatch

Applies to:

- Slim table frame
- Skate table base
- 4140 Arctic White
- 4799 Platinum Metallic
- 7246 Midnight Metallic

Plastic

Applies to:

- Footrest
- 6009 Arctic White
- 6333 Picasso
- 6335 Wasabi
- 6338 Chili
- 6527 Merle

Applies to:

- Slim table
- Skate table
- 6000 Black
- 6001 Coffee
- 6009 Arctic White
- 6034 Natural Cherry
- 6036 Medium Cherry
- 6037 Winter on Maple
- 6038 Blonde on Maple
- 6041 Natural Walnut
- 6045 Medium Mahogany on Walnut
- 6052 Milk
- 6053 Seagull
- 6213 Acacia
- 6219 Clear Oak
- 6231 Graphite Walnut
- 6234 Clear Cherry
- 6237 Clear Maple
- 6242 Virginia Walnut
- 6243 Blackwood
- 6245 Clear Walnut
- 6246 Warm Oak
- 6249 Platinum Solid
- 6527 Merle
- 6615 Grey V5
- 6619 Ice
- 6631 Cream
- 6635 Dawn
- 6636 Mist
- 6654 Sand
- 6655 Warm White
- 6676 Marbled Maple
- 6677 Chocolate Walnut
- 6678 Marbled Cherry

Applies to:

- Big table
- Skate table
- Slim table
- 6T02 Fawn Cypress
- 6T03 Weathered Char
- 6T04 Saddle Oak
- 6T05 Veranda Teak
- 6T06 Persian Cherry
- 6T07 Walnut Heights

Laminate

Steelcase Surfaces

Low-Pressure Laminate

Applies to:

- Big table

Fiber Laminate

- 2L50 Vanadium Fiber
- 2L52 Tungsten Fiber

Solid Laminate

- 247L Black
- 275L Warm White
- 2L30 Arctic White
- 2L83 Seagull
- 2L84 Milk
- 2L85 Dune
- 2LMG Merle

Metallic Laminate

- 2L03 Brushed Silver

Woodgrain Laminate

- 24L0 Graphite Walnut
- 246L Mahogany
- 25L1 Winter on Maple
- 25L5 Virginia Walnut
- 25L6 Blackwood
- 25L8 Clear Walnut
- 25L9 Warm Oak
- 262L Marbled Maple
- 264L Chocolate Walnut
- 265L Marbled Cherry
- 267L Marbled Cherry V2
- 26L1 Natural Cherry
- 2L09 Clear Maple
- 2LAK Clear Oak
- 2LAN Ash Noce
- 2LAT Acacia
- 2LAW Ash Wenge
- 2LBN Bisque Noce
- 2LBW Bisque Wenge
- 2LCN Clay Noce
- 2LCW Clay Wenge
- 2LSN Storm Noce
- 2LSW Storm Wenge

Applies to:

- Mobile storage cabinet
- Mobile storage cabinet with wardrobe
- 25L5 Virginia Walnut
- 25L6 Blackwood
- 25L8 Clear Walnut
- 25L9 Warm Oak
- 26L1 Natural Cherry
- 2L30 Arctic White
- 2LAT Acacia
- 2LAW Ash Wenge
- 2LBW Bisque Wenge
- 2LCW Clay Wenge
- 2LSW Storm Wenge

Applies to:

- Table drawer
- Slim table top and sides
- Skate table top
- 25L5 Virginia Walnut
- 25L6 Blackwood
- 25L8 Clear Walnut
- 25L9 Warm Oak
- 26L1 Natural Cherry
- 2L30 Arctic White

Steelcase Surfaces

High-Pressure Laminate

Applies to:

- Paper table
- 2535 Virginia Walnut
- 2536 Blackwood
- 2538 Clear Walnut
- 2539 Warm Oak

Applies to:

- Personal table
- 2535 Virginia Walnut
- 2730 Arctic White
- 2HAT Acacia

Applies to:

- Big table
- Slim table
- Skate table

Fiber Laminate

- 2850 Vanadium Fiber
- 2851 Rhyme Fiber
- 2852 Tungsten Fiber
- 2854 Vellum Fiber
- 2859 Novell Fiber
- 2860 Granite Fiber
- 2861 Coconut Fiber
- 2862 Stucco Fiber

Micro Laminate

- 2920 Marl Micro
- 2921 Gypsum Micro
- 2922 Clay Micro
- 2923 Shadow Micro

Metallic Laminate

- 2503 Brushed Silver

Patina Laminate

- 2870 Blonde Bronze
- Patina
- 2871 Blackened Bronze
- Patina
- 2873 Instant Iron Patina

Solid Laminate

- 2722 Cream
- 2730 Arctic White
- 2746 Black
- 2759 Warm White
- 2811 Mist
- 2883 Seagull
- 2884 Milk
- 2885 Dune
- 2HMG Merle

Speckle Laminate

- 2820 Coffee Speckle
- 2822 Woodrose Speckle
- 2823 Driftwood Speckle
- 2824 Smoke Speckle
- 2825 Vanadium Speckle

Woodgrain Laminate

- 2406 Clear Cherry
- 2409 Clear Maple
- 2410 Graphite Walnut
- 2412 Natural Cherry
- 2422 Medium Cherry
- 2511 Winter on Maple
- 2538 Clear Walnut
- 2539 Warm Oak
- 2592 Blonde on Maple
- 2714 Natural Walnut
- 2772 Medium Mahogany on Walnut
- 2HAK Clear Oak
- 2HAT Acacia
- 2HAW Ash Wenge
- 2HBW Bisque Wenge
- 2HCW Clay Wenge
- 2HSW Storm Wenge

Select Surfaces

High-Pressure Laminate

Textured Woodgrain Laminate

- 2TH2 Fawn Cypress
- 2TH3 Weathered Char
- 2TH4 Saddle Oak
- 2TH5 Veranda Teak
- 2TH6 Persian Cherry
- 2TH7 Walnut Heights

turnstone Laminate Collection

- 2535 Virginia Walnut
- 2536 Blackwood
- 2612 Marbled Maple
- 2614 Chocolate Walnut
- 2615 Marbled Cherry

Fabric

Applies to:

- Big lamp shade
- 5F18 Regis Black
- 5F19 Regis Cinder
- 5S15 Coconut
- 5S16 Turmeric
- 5S17 Tangerine
- 5S18 Scarlet
- 5S19 Concord
- 5S20 Maya Blue
- 5S21 Blue Jay
- 5S23 Wasabi
- 5S24 Nickel
- 5S25 Graphite
- 5S26 Licorice
- 5S28 Root Beer
- 5S93 Blueprint
- 5S94 Lizard
- 5S96 Quicksilver
- 5S97 Nugget
- 5S98 Canary
- 5S99 Lipstick
- 5SD0 Royal Blue

Mesh

Applies to:

- Screen
- T615 Sultry Smoke

Wood

Steelcase carefully selects veneer and solid wood for consistent color and grain structure. Wood is a natural material and variations will occur in color, grain and texture. These variations are part of the inherent natural beauty of wood and are not considered defects.

All wood products will darken with age and exposure to ultraviolet light. This is especially apparent with cherry and maple veneer.

We recommend that desk accessories be rearranged periodically to ensure even aging of wood surfaces.

When storing your wood furniture, please follow the following guidelines:

- Do not store products in trailers.
- Store products in areas that simulate office temperatures (60°F to 90°F).
- Store products in areas that maintain constant, office-like humidity levels.
- Keep product away from light. Cover products to make sure they are not exposed to light.

Veneer

Veneers are matched for proper balance and consistency. Veneers are available quarter cut, except for Oak, which is rift cut. Refer to the Surface Materials Reference Manual for descriptions of each cut.

Applies to:

- Slim table top and sides
- Skate table top
- 3611 Natural Oak
- 3P61 Planked Oak
- 3P71 Planked Walnut

Applies to:

- Personal table
- 3611 Natural Oak

Applies to:

- Big table

Open-pore finish is a medium gloss finish that leaves the wood grain texture visible to the eye and distinguishable to the touch.

Flat-cut open-pore finish choices

- 3062 FC/OP Graphite Walnut
- 3402 FC/OP Clear Cherry (Aged)
- 3412 FC/OP Natural Cherry
- 3422 FC/OP Medium Cherry
- 3442 FC/OP MS-Medium Cherry
- 3522 FC/OP Clear Maple*
- 3562 FC/OP Linseed/Maple
- 3572 FC/OP Amber on Maple
- 3582 FC/OP Winter on Maple
- 3592 FC/OP Blonde on Maple
- 3702 FC/OP Clear Walnut
- 3712 FC/OP Natural Walnut
- 3722 FC/OP Dark Mahogany on Walnut
- 3752 FC/OP Medium Walnut
- 3762 FC/OP Dark Walnut
- 3772 FC/OP Medium Mahogany on Walnut

Quarter-cut open-pore finish choices

- 3042 QC/OP Ash
- 3222 QC/OP Clear Maple
- 3272 QC/OP Amber on Maple
- 3292 QC/OP Blonde on Maple
- 3302 QC/OP Clear Walnut
- 3312 QC/OP Natural Walnut
- 3322 QC/OP Dark Mahogany on Walnut
- 3352 QC/OP Medium Walnut
- 3362 QC/OP Dark Walnut
- 3372 QC/OP Medium Mahogany on Walnut
- 3382 QC/OP Graphite Walnut

Rift-cut open-pore finish choices

- 3602 RC/OP Desert Oak
- 3611 RC/OP Natural Oak
- 3612 RC/OP Warm Oak
- 3692 RC/OP Espresso Oak

Full-fill finish is a medium-gloss finish that completely fills the grain texture, yet allows the grain pattern to be seen. The wood has a lustrous, satiny look, and it is smooth to the touch. This finish is available on worksurfaces only.

Flat-cut full-fill finish choices

- 3064 FC/FF Graphite Walnut
- 3404 FC/FF Clear Cherry (Aged)
- 3414 FC/FF Natural Cherry
- 3424 FC/FF Medium Cherry
- 3524 FC/FF Clear Maple*
- 3544 FC/FF Blonde on Maple
- 3564 FC/FF Linseed/Maple
- 3574 FC/FF Amber on Maple
- 3704 FC/FF Clear Walnut
- 3714 FC/FF Natural Walnut
- 3724 FC/FF Dark Mahogany on Walnut
- 3754 FC/FF Medium Walnut
- 3764 FC/FF Dark Walnut
- 3774 FC/FF Medium Mahogany on Walnut

Quarter-cut full-fill finish choices

- 3224 QC/FF Clear Maple*
- 3274 QC/FF Amber on Maple
- 3294 QC/FF Blonde on Maple
- 3304 QC/FF Clear Walnut
- 3314 QC/FF Natural Walnut
- 3324 QC/FF Dark Mahogany on Walnut
- 3354 QC/FF Medium Walnut
- 3364 QC/FF Dark Walnut
- 3374 QC/FF Medium Mahogany on Walnut
- 3384 QC/FF Graphite Walnut

Rift-cut full-fill finish choices

- 3604 RC/FF Desert Oak
- 3614 RC/FF Warm Oak
- 3694 RC/FF Espresso Oak

* To ensure an understanding of the color ranges and characteristic variations of natural veneer, a sign-off sheet is required prior to orders being accepted for this clearcoat finish. The sign-off sheet is available through Steelcase advertising stock. Please use form number 09-0000756 for 3042, form number 05-0001370 for 3222 and 3224.

Composite Veneer

Composite veneers are an engineered wood intended to create specific grain patterns and characteristics. They are pre-stained and finished with Steelcase's Clarity water-borne UV topcoat, which protects the environment while providing durability and clarity. Only open-pore finishes are available on composite wood. Composite veneers with natural solid nosings because composite and natural wood grain and color matching are rarely compatible. Composite veneers are Graded-In as Wood Group 1 pricing.

Flat-cut open-pore finish choices

- 3JDX FC/OP Oak Composite
- 3JFX FC/OP Maple Composite
- 3JHX FC/OP Cherry Composite
- 3JXX C/OP Walnut Composite

Surface Materials, continued

Quarter-cut open-pore finish choices

3F8X QC/OP European Walnut Composite
 3GAX QC/OP Gold Teak Composite
 3GFX QC/OP Rosewood Composite
 3GGX QC/OP Zebrano Composite
 3HJX QC/OP Oak Composite
 3HVX QC/OP Walnut Composite
 3JEX QC/OP Maple Composite
 3JGX QC/OP Cherry Composite

Tip: To understand more about composite ordering, lead-times, and pricing, please consult the composite sign-off sheet available through Steelcase advertising stock, form number 14-0000141. A sign-off sheet is required prior to orders being accepted for composite projects.

Select Surfaces

For information on products within Select Surfaces, including accent paints and fabrics from Designtex, Gabriel, Kvadrat, and Pollack, please refer to the *Surface Materials Reference Manual* or visit www.steelcase.com/surface-materials under the Select Surfaces section.

Natural Veneer

Natural veneer is available in the Select Surfaces offering. Natural veneer may have extended lead-times. Place your order as you normally would for any other finish, calling out the appropriate finish code.

The following finishes are available through the natural veneer offering:

Wood Group 1

35A2 FC/OP Blanch Maple
 37A2 FC/OP Thunder Walnut

Wood Group 2

32A2 QC/OP Blanch Maple
 33A2 QC/OP Thunder Walnut

Wood Group 3

36A2 RC/OP Volcanic Oak

Planked Veneer

Planked veneer is available in the Select Surfaces offering. Planked veneer may have extended lead-times. Place your order as you normally would for any other finish, calling out the appropriate finish code.

The following finishes are available through the planked veneer offering:

Wood Group 1

3P61 OP Planked Oak
 3P71 OP Planked Walnut

Tip: Known for its uniqueness, planked veneer has intentional and natural variations that include, but are not limited to: character marks, grain pattern, color, and natural color aging.

Premium Veneer

A selection of Premium veneers in this collection are available on most Steelcase brand products. The collection will be available as close to standard leadtimes as possible. However, because adequate supplies of veneer and solids must be secured, all orders will be scheduled individually. Leadtimes will vary based on Premium veneer and Premium solids availability at the time the order is placed. The collection is Graded-In as Wood Group 2 and Wood Group 3, and supported like standard veneers to make ordering easy. Please see the Steelcase surface materials section on village.steelcase.com for sample information and product line availability. All premium veneers are in clear-coat.

Quarter-cut open-pore finish choices**Wood Group 2**

3032 QC/OP Dark Thin Line Bamboo
 3052 QC/OP Ribbon Sapele

Wood Group 3

3832 QC/OP Figured Anegre
 3842 QC/OP Figured Makore

Tip: Full-fill finish is not available on Premium veneers as a standard. To ensure an understanding of the color ranges and characteristic variations of natural veneer, a sign-off sheet is required prior to orders being accepted for this clear-coat finish.

The sign-off sheet is available through Steelcase advertising stock. Please use form number 09-0000755 for 3032, form number 09-0000757 for 3052, form number 09-0000758 for 3832, and form number 09-0000759 for 3842.

Upholstery

Not every upholstery is available on every chair. Please refer to the upholstery matrix on page 186 before specifying.

Price Group 1

Buzz2

Jacks

Link

New Black

Playground

Tip: New Black upholstery has fabric in both price group 1 and price group 2.

Price Group 2

Cogent: Connect

Cogent: Geode Seating

Cogent: Geode Vertical

Crosswalk

New Black

Nitelights

Seating Vinyl

Spyder

Stand In

Zoe2

Tip: New Black upholstery has fabric in both price group 1 and price group 2.

Price Group 3

Billiard Multi-Use by Designtex

Gaja – C2C

Imperma

Redeem

Retrieve

Texel

Price Group 5

Bo Peep

Remix

Price Group 6

Brisa

Select Surfaces**For information on products within**

Select Surfaces, including accent paints and fabrics from Designtex, Gabriel, Kvadrat, and Pollack, please refer to the *Surface Materials Reference Manual* or visit www.steelcase.com/surface-materials under the Select Surfaces section.

Custom Surfaces**Price Group COM (Customer's Own Material)****Fabric Approval and Yardage**

To confirm whether a particular COM material has already been tested for use on a specific Steelcase product or to determine actual yardage requirements:

- Visit www.steelcase.com

For additional information regarding

Customer's Own Material, call 1.888. STEELCASE (1.888.783.3522) or send an e-mail to lineone@steelcase.com.

Customer's Own Material (COM) Program

The Customer's Own Material (COM) program offers the opportunity for customers to select fabrics that are not offered through the standard Steelcase surface materials program for use on Steelcase products. Once approved, you can place your order. Steelcase will facilitate the entire ordering process and give you a production schedule. Steelcase will order the COM fabric directly from the textile manufacturer. For up-to-date information regarding fabric test results for all COM fabrics and details regarding yardage requirements for most seating lines, visit the COM website on www.steelcase.com. COMs are not covered under the Steelcase warranty.

Soil Retardants

Soil retardants are treatments that provide long-term soil and stain resistance to a fabric without affecting the shade or the integrity of the fabric.

The following Steelcase Textiles fabrics are available pre-treated with soil retardant:

- Jacks
- Link
- Spyder

Surface Materials

Paint

Steelcase Surfaces

Applies to:

- Scoop
- 4799 Platinum Metallic
- 7207 Black

Applies to:

- Jenny tablet arm
- 7207 Black

Plastic

Steelcase Surfaces

Applies to:

- Jenny tablet arm
- Jenny end table
- Jenny coffee table

- 6000 Black
- 6001 Coffee
- 6009 Arctic White
- 6034 Natural Cherry
- 6036 Medium Cherry
- 6037 Winter On Maple
- 6038 Blonde on Maple
- 6041 Natural Walnut
- 6045 Medium Mahogany on Walnut
- 6052 Milk
- 6053 Seagull
- 6213 Acacia
- 6219 Clear Oak
- 6234 Clear Cherry
- 6237 Clear Maple
- 6242 Virginia Walnut
- 6243 Blackwood
- 6245 Clear Walnut
- 6246 Warm Oak
- 6249 Platinum Solid
- 6527 Merle
- 6615 Grey V5
- 6619 Ice
- 6631 Cream
- 6635 Dawn
- 6636 Mist
- 6654 Sand
- 6655 Warm White
- 6676 Marbled White
- 6677 Chocolate Walnut
- 6678 Marbled Cherry
- 6689 Brushed Silver
- 6694 Slate
- 6695 Midnight
- 6697 Fog
- 6698 Fieldstone
- 6703 Ash Wenge
- 6704 Storm Wenge
- 6705 Bisque Wenge
- 6706 Clay Wenge
- 6707 Ash Noce
- 6708 Bisque Noce
- 6709 Clay Noce
- 6710 Storm Noce

Applies to:

- Scoop
- 6618 White
- 6682 Cobblestone

Applies to:

- Buoy
- 6009 Arctic White
- 6205 Black
- 6333 Picasso
- 6335 Wasabi
- 6337 Element
- 6338 Chili

Applies to:

- Buoy base
- 6527 Merle

Laminate

Steelcase Surfaces

Low-Pressure Laminate

Applies to:

- Jenny tablet arm
- Jenny end table
- Jenny coffee table

Fiber Laminate

- 2L50 Vandadium Fiber LPL
- 2L52 Tungsten Fiber LPL

Metallic Laminate

- 2L03 Brushed Silver LPL

Solid Laminate

- 247L Black V2 LPL
- 2L30 Arctic White LPL
- 2L83 Seagull LPL
- 2L85 Dune LPL

Woodgrain Laminate

- 25L1 Winter on Maple LPL
- 25L5 Virginia Walnut LPL
- 25L6 Blackwood LPL
- 25L8 Clear Walnut LPL
- 25L9 Warm Oak LPL
- 262L Marbled Maple LPL
- 264L Chocolate Walnut LPL
- 267L Marbled Cherry V2 LPL
- 26L1 Natural Cherry V2 LPL
- 2L09 Clear Maple LPL
- 2LAK Clear Oak LPL
- 2LAN Ash Noce LPL
- 2LAT Acacia LPL
- 2LAW Ash Wenge LPL
- 2LBN Bisque Noce LPL
- 2LBW Bisque Wenge LPL
- 2LCN Clay Noce LPL
- 2LCW Clay Wenge LPL
- 2LSN Storm Noce LPL
- 2LSW Storm Wenge LPL

Steelcase Surfaces

High-Pressure Laminate

Applies to:

- Jenny tablet arm
- Jenny end table

Fiber Laminate

- 2850 Vandadium Fiber
- 2851 Rhyme Fiber
- 2852 Tungsten Fiber
- 2854 Vellum Fiber
- 2859 Novell Fiber
- 2860 Granite Fiber
- 2861 Coconut Fiber
- 2862 Stucco Fiber

Metallic Laminate

- 2503 Brushed Silver

Micro Laminate

- 2920 Marl Micro
- 2921 Gypsum Micro
- 2922 Clay Micro
- 2923 Shadow Micro

Patina Laminate

- 2870 Blonde Bronze Patina
- 2871 Blackened Bronze Patina
- 2873 Instant Iron Patina

Solid Laminate

- 2722 Cream
- 2730 Arctic White
- 2746 Black
- 2759 Warm White
- 2811 Mist
- 2883 Seagull
- 2884 Milk
- 2885 Dune
- 2HMG Merle

Speckle Laminate

- 2820 Coffee Speckle
- 2822 Woodrose Speckle
- 2823 Driftwood Speckle
- 2824 Smoke Speckle
- 2825 Vanadium Speckle

Woodgrain Laminate

- 2406 Clear Cherry
- 2412 Natural Cherry
- 2422 Medium Cherry
- 2511 Winter on Maple
- 2538 Clear Walnut
- 2539 Warm Oak
- 2592 Blonde on Maple
- 2714 Natural Walnut
- 2772 Medium Mahogany on Walnut
- 2HAK Clear Oak
- 2HAN Ash Noce
- 2HAT Acacia
- 2HAW Ash Wenge
- 2HBN Bisque Noce
- 2HBW Bisque Wenge
- 2HCN Clay Noce
- 2HCW Clay Wenge
- 2HSN Storm Noce
- 2HSW Storm Wenge

turnstone Laminate Collection

- 2535 Virginia Walnut
- 2536 Blackwood
- 2612 Marbled Maple
- 2614 Chocolate Walnut
- 2615 Marbled Cherry

Tip: Some wood veneer finishes and woodgrain laminates share the same name. Because of the difference in materials, veneers and laminates of the same name are not an exact match but do coordinate with each other.

Select Surfaces

High-Pressure Laminate

Textured Woodgrain Laminate

- 2TH2 Fawn Cypress
- 2TH3 Weathered Char
- 2TH4 Saddle Oak
- 2TH5 Veranda Teak
- 2TH6 Persian Cherry
- 2TH7 Walnut Heights

Custom Surfaces

Open Line Laminate (OLL)

This service allows you to order non-standard laminate at an additional processing fee of \$65 per worksurface or top, plus the cost of the laminate.

When processing orders for Open Line laminate on turnstone products, specify 2900 in the laminate finish field and enter the OLL manufacturer information. Enter the required edge finish as you would a standard laminate.

Edge color for the Open Line laminate on turnstone products must be determined by the dealer and customer before orders can be entered. Specify appropriate 2K finish number. *Tip: Standard laminates being used in the Open Line Laminate program to obtain a different edge detail will be charged the Open Line laminate upcharge; however, no additional charges for the laminate will be applied.*

Laminate Approval and Material Requirements

To confirm whether a particular laminate has already been tested for use on a specific Steelcase product or to determine material square foot requirements:

- Visit www.steelcase.com

For additional information, refer to the *Steelcase Surface Materials Reference Manual*.

Upholstery

Steelcase Surfaces

Not every upholstery is available on every chair. Please refer to the upholstery matrix on page 186 before specifying.

Price Group 1

- Buzz2
- Jacks
- Link
- New Black
- Playground

Tip: New Black upholstery has fabric in both price group 1 and price group 2.

Price Group 2

- Cogent: Connect
- Cogent: Geode Seating
- Cogent: Geode Vertical
- Crosswalk
- New Black
- Nitelights
- Seating Vinyl
- Spyder
- Stand In
- Zoe2

Tip: New Black upholstery has fabric in both price group 1 and price group 2.

Price Group 3

- Billiard Multi-Use by Designtex
- Gaja – C2C
- Hampstead
- Imperma
- Redeem
- Retrieve
- Texel

Price Group 5

- Bo Peep
- Remix

Price Group 6

Brisa

Price Group 7

Steelcut Trio

Applies to:

- Jenny lounge

Leather**Steelcase Surfaces**

- L107 Black
- L202 Dusk
- L207 Mahogany
- L220 Soapstone
- L221 Rocky
- L500 Camel
- L503 Navy
- L507 Vineyard

Select Surfaces

For information on products within Select Surfaces, including accent paints and fabrics from Designtex and Pollack, please refer to the *Surface Materials Reference Manual* or visit www.steelcase.com/surface-materials under the Select Surfaces section.

Custom Surfaces**Customer's Own Material (COM) Program**

The Customer's Own Material (COM) program offers the opportunity for customers to select fabrics that are not offered through the standard Steelcase surface materials program for use on Steelcase products. Once approved, you can place your order. Steelcase will facilitate the entire ordering process and give you a production schedule. Steelcase will order the COM fabric directly from the textile manufacturer. For up-to-date information regarding fabric test results for all COM fabrics and details regarding yardage requirements for most seating lines, visit the COM website on www.steelcase.com. COMs are not covered under the Steelcase warranty.

Soil Retardants

Soil retardants are treatments that provide long-term soil and stain resistance to a fabric without affecting the shade or the integrity of the fabric. The following Steelcase Textiles are available pre-treated with soil retardant:

- Jacks
- Link
- Spyder

Wood**Steelcase Surfaces**

Applies to:

- Jenny wood legs
- Jenny wood arm
- 3412 Natural Cherry
- 3522 Clear Maple
- 3762 Dark Walnut

Tip: Due to natural variations in wood, finished products may vary in color, texture and grain.

Wood**Steelcase Surfaces**

Applies to:

- Jenny wood legs
- Jenny wood arm
- 3412 Natural Cherry
- 3522 Clear Maple
- 3762 Dark Walnut

Tip: Due to natural variations in wood, finished products may vary in color, texture and grain.

Paint Matrix

Legend

- = Not available
- = Available
- = Available with exceptions
- ▶ See *Surface Materials* and *Specifying* pages.

For a surface materials listing of individual product lines, see *Surface Materials* for each product chapter:

- ▶ Campfire, page 168
- ▶ Tour, page 166

	Baseline	Bivi	Campfire Big Lamp	Campfire Big Table	Campfire LED Personal Task Light	Campfire Paper Table	Campfire Screen	Campfire Skate Table	Campfire Slim Table	Jenny Tablet Arm	Scoop	Shortcut	Simple Tables	Slatwall Screens and Mounting Brackets	Tour
Smooth Paint Price Group 1															
4242 Milk	■	■	■	•	•	•	•	■	■	•	•	■	■	•	•
Textured Paint Price Group 1															
7207 Black	•	■	•	•	•	•	•	■	■	■	■	■	■	•	■
7225 Sand	■	■	■	•	•	•	•	■	■	•	•	■	■	•	■
7236 Fog	■	■	■	•	•	•	•	■	■	•	•	■	■	•	•
7237 Slate	■	■	■	•	•	•	•	■	■	•	•	■	■	•	•
7238 Fieldstone	■	■	■	•	•	•	•	■	■	•	•	■	■	•	•
7239 Midnight	■	■	■	•	•	•	•	■	■	•	•	■	■	•	•
7241 Arctic White	■	■	■	•	■	•	•	■	■	•	•	■	■	•	■
7243 Seagull	■	■	■	•	•	•	•	■	■	•	•	■	■	•	■
7250 Sterling Dark Solid	■	■	■	•	•	•	•	■	■	•	•	■	■	•	•
7278 Dark Bronze	■	■	■	•	•	•	•	■	■	•	•	■	■	•	•
7360 Merle	■	■	■	•	•	•	•	■	■	•	•	■	■	•	•
Smooth Paint Price Group 2															
0835 Black	■	■	■	•	•	•	•	■	■	•	•	■	■	•	□
4604 Driftwood	•	•	•	•	•	•	•	■	■	•	•	■	■	•	•
4700 Warm White	•	•	•	•	•	•	•	■	■	•	•	■	■	•	•
Smooth Metallic Paint Price Group 2															
4728 Nickel Metallic	■	■	■	•	•	•	•	■	■	•	•	■	■	•	•
4743 Mineral Metallic	■	■	■	•	•	•	•	■	■	•	•	■	■	•	•
4744 Pearl Metallic	■	■	■	•	•	•	•	■	■	•	•	■	■	•	•
4750 Champagne Metallic	■	■	■	•	•	•	•	■	■	•	•	■	■	•	■
4752 Steel Metallic	■	■	■	•	•	•	•	■	■	•	•	■	■	•	•
4788 Gold Dust Metallic	■	■	■	•	•	•	•	■	■	•	•	■	■	•	•
4798 Sterling Metallic	■	■	■	•	•	•	•	■	■	•	•	■	■	•	■
4799 Platinum Metallic	■	■	■	■	■	•	•	■	■	•	•	■	■	■	■
4803 Near Black Metallic	■	■	■	•	•	•	•	■	■	•	•	■	■	•	•
Textured Metallic Paint Price Group 2															
7245 Carbon Metallic	■	■	■	•	•	•	•	■	■	•	•	■	■	•	•
7246 Midnight Metallic	■	■	■	•	•	•	•	■	■	•	•	■	■	•	■
Metal and Accessory Paint															
4140 Arctic White Gloss	■	□	■	•	•	■	•	■	■	•	•	■	■	•	•
4144 Black Gloss	■	■	•	•	•	•	•	•	•	•	•	•	•	•	•
4710 Low Gloss Black	•	•	•	•	■	•	•	•	•	•	•	•	•	•	•

Products that are missing from the matrix are not available with these surface materials.

Legend

- = Not available
- = Available
- = Available with exceptions
- ▶ See *Surface Materials* and Specifying pages.

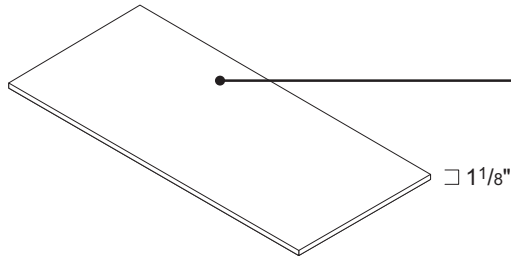
For a surface materials listing of individual product lines, see *Surface Materials* for each product chapter:

- ▶ Campfire, page 168
- ▶ Tour, page 166

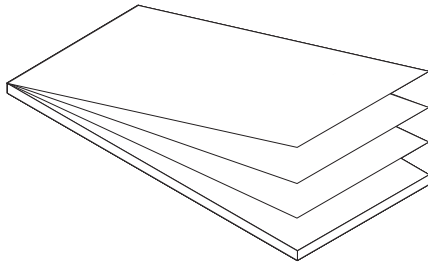
	Baseline	Bivi	Campfire Big Lamp	Campfire Big Table	Campfire LED Personal Task Light	Campfire Paper Table	Campfire Screen	Campfire Skate Table	Campfire Slim Table	Jenny Tablet Arm	Scoop	Shortcut	Simple Tables	Slatwall Screens and Mounting Brackets	Tour
Custom Surfaces - PerfectMatch Price Group 3															
PerfectMatch Paint*	■	■	■	•	•	•	•	■	■	•	•	■	■	•	•
Select Surfaces - Accent Paint** Price Group 3															
4AQ8 Wasabi	■	■	■	•	•	•	•	■	■	•	•	•	■	•	•
4AQ9 Scarlet	■	■	■	•	•	•	•	■	■	•	•	•	■	•	•
4AV3 Blue Jay	■	■	■	•	•	•	•	■	■	•	•	•	■	•	•
4AX0 Flash	■	■	■	•	•	•	•	■	■	•	•	•	■	•	•
4AX1 Citron	■	■	■	•	•	•	•	■	■	•	•	•	■	•	•
4AY0 Crocodile	■	■	■	•	•	•	•	■	■	•	•	•	■	•	•
4AY1 Woodland	■	■	■	•	•	•	•	■	■	•	•	•	■	•	•
4AY2 Chili	■	■	■	•	•	•	•	■	■	•	•	•	■	•	•
4AZ0 Cotton Candy	■	■	■	•	•	•	•	■	■	•	•	•	■	•	•
4AZ1 Salmon	■	■	■	•	•	•	•	■	■	•	•	•	■	•	•
4AZ2 Sangria	■	■	■	•	•	•	•	■	■	•	•	•	■	•	•
4AZ3 Serenity	■	■	■	•	•	•	•	■	■	•	•	•	■	•	•
4AZ4 Brume	■	■	■	•	•	•	•	■	■	•	•	•	■	•	•
4AZ5 Marlin	■	■	■	•	•	•	•	■	■	•	•	•	■	•	•
4AZ6 Fig	■	■	■	•	•	•	•	■	■	•	•	•	■	•	•
4AZ7 Amethyst	■	■	■	•	•	•	•	■	■	•	•	•	■	•	•
4AZ8 Sunflower	■	■	■	•	•	•	•	■	■	•	•	•	■	•	•
4AZ9 Dusk	■	■	■	•	•	•	•	■	■	•	•	•	■	•	•
4BH7 Canary	■	■	■	•	•	•	•	■	■	•	•	•	■	•	•
4BQ7 Fuchsia	■	■	■	•	•	•	•	■	■	•	•	•	■	•	•
Lux Coatings Lux Coatings Price Group															
4B20 Obsidian	■	□	■	•	•	•	•	■	■	•	•	•	■	•	•
4B22 Matte Brass	■	□	■	•	•	•	•	■	■	•	•	•	■	•	•
4B23 Burnished Bronze	■	□	■	•	•	•	•	■	■	•	•	•	■	•	•
4B24 Night Bronze	■	□	■	•	•	•	•	■	■	•	•	•	■	•	•
4B25 Matte Copper	■	□	■	•	•	•	•	■	■	•	•	•	■	•	•

Products that are missing from the matrix are not available with these surface materials.

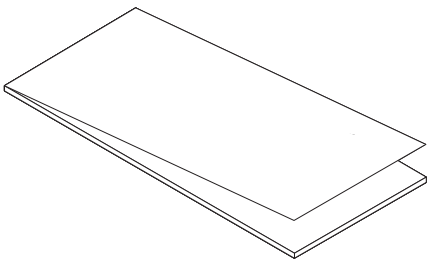
Understanding Low-Pressure and High-Pressure Laminates



Standard worksurfaces on Jenny and Tour Workspace are available in Low-Pressure Laminates and High-Pressure Laminates.



High-Pressure Laminates, or HPLs, are composed of multiple layers of crafted paper individually soaked in resin. There are 7-15 layers of paper combined to make the final sheet. The top layers are translucent melamine sheet and a decorative layer. The sheets are combined under heat and high pressure to form a single laminate sheet. The resulting sheet is then bonded under heat and high pressure to a wood core. HPLs are generally considered more durable than LPLs due to the extra layers of craft paper (backer) used in their creation. While they cost more, they are more durable. HPLs are generally used in higher traffic areas such as cafeterias and conference rooms. Generally, it is more cost effective to restrict their use to areas needing the added durability HPLs provide.



Low-Pressure Laminates, or LPLs, are created by dipping decorative crafted paper in melamine resin. The melamine dipped paper is then bonded to a wood core under heat and high-pressure. LPLs are generally suitable for use in lower impact areas. LPLs are generally used in vertical applications as well as tops for workstations and private offices. Generally, it is more cost effective to use LPLs when the performance of HPLs are not required.

Specification Rule for Selectable Edge Band and Rules for High-Pressure Laminates

Specification Rule for Selectable Edge Band and Rules for High-Pressure Laminates

Legend

- = Not available
- = Available

Selectable edge band (HPL)

Selectable Edge band Available	
Jenny	
Tablet arms	■
End table	■
Coffee table	■
Tour Workspace	
Counter	•
Counter infills	•
Counter tops	•
Shelves	■
Worksurfaces	■
Worksurface supports	•
Modesty panels	•
Screens	•
HV cabinets	•
Bookcases	•
Pile files	•

Specification Rule for Selectable Edge band

When specifying tops, you are required to select an edge band color.

▶ See *Recommended Edge Banding Finishes for Low-Pressure Laminate and High-Pressure Laminate Products*, page 182.

You could select an edge band for a worksurface that is different than the default for the rest of the product in the work station (i.e. upper storage, towers, etc.)

Rules for High-Pressure Laminates only

1. HPL can be used on worksurfaces and shelves for Tour.
2. HPL can also be used on these non-standard worksurfaces: Jenny tablet arms and tables.

turnstone Laminate Core Palette Matrix

Applies to Tour, Jenny, and Campfire

For a surface materials listing of individual product lines, see *Surface Materials* for each product chapter:

- ▶ Campfire, page 168
- ▶ Seating, page 172
- ▶ Tour, page 166

	Baseline	Bivi	Bivi Depot	Campfire Paper Table	Campfire Personal Table	Campfire Skate Table	Campfire Slim Table	Campfire Big Table	Campfire Storage Cabinets	Jenny Tables	Jenny Tablet Arms	Simple Tables	Tour Vertical Surfaces	Tour Countertops	Tour Worksurfaces and Shelves
Low-Pressure Laminate (LPL)															
246L Mahogany LPL	•	•	•	•	•	•	•	•	•	•	•	•	•	•	•
247L Black V2 LPL	■	■	■	•	•	•	•	•	•	■	■	■	■	•	•
24L0 Graphite Walnut LPL	•	•	•	•	•	•	•	•	■	•	•	•	•	•	•
25L1 Winter on Maple LPL	■	■	■	•	•	•	•	•	•	■	■	■	■	■	■
25L5 Virginia Walnut LPL	■	■	■	•	•	■	■	■	■	■	■	■	■	■	■
25L6 Blackwood LPL	■	■	■	•	•	■	■	■	■	■	■	■	■	■	■
25L8 Clear Walnut LPL	■	■	■	•	•	■	■	■	■	■	■	■	■	■	■
25L9 Warm Oak LPL	■	■	■	•	•	■	■	■	■	■	■	■	■	■	■
262L Marbled Maple LPL	■	■	■	•	•	•	•	■	•	■	■	■	•	•	•
264L Chocolate Walnut LPL	■	■	■	•	•	•	•	■	•	■	■	■	•	•	•
265L Marbled Cherry LPL	•	•	•	•	•	•	•	■	•	•	•	■	•	•	•
267L Marbled Cherry V2 LPL	■	■	■	•	•	■	■	■	■	■	■	■	■	■	■
26L1 Natural Cherry V2 LPL	■	■	■	•	•	■	■	■	■	■	■	■	■	■	■
275L Warm White LPL	•	•	•	•	•	•	•	•	•	•	•	•	•	•	•
2L03 Brushed Silver LPL	■	■	■	•	•	•	•	■	•	■	■	■	•	•	•
2L09 Clear Maple LPL	■	■	■	•	•	•	•	■	•	■	■	■	•	•	•
2L30 Arctic White LPL	■	■	■	•	•	■	■	■	■	■	■	■	■	■	■
2L50 Vanadium Fiber LPL	■	■	■	•	•	•	•	■	•	■	■	■	•	•	•
2L52 Tungsten Fiber LPL	■	■	■	•	•	•	•	■	•	■	■	■	•	•	•
2L83 Seagull LPL	■	■	■	•	•	•	•	■	•	■	■	■	•	•	•
2L84 Milk LPL	•	•	•	•	•	•	•	■	•	•	•	■	•	•	•
2L85 Dune LPL	■	■	■	•	•	•	•	■	•	■	■	■	•	•	•
2LAK Clear Oak LPL	•	•	•	•	•	•	•	■	•	■	■	■	•	•	■
2LAN Ash Noce LPL	■	■	■	•	•	•	•	■	•	■	■	■	•	•	•
2LAT Acacia LPL	■	■	■	•	•	•	•	■	•	■	■	■	•	•	■
2LAW Ash Wenge LPL	■	■	■	•	•	•	•	■	•	■	■	■	•	•	•
2LBN Bisque Noce LPL	■	■	■	•	•	•	•	■	•	■	■	■	•	•	•
2LBW Bisque Wenge LPL	■	■	■	•	•	•	•	■	•	■	■	■	•	•	•
2LCN Clay Noce LPL	■	■	■	•	•	•	•	■	•	■	■	■	•	•	•
2LCW Clay Wenge LPL	■	■	■	•	•	•	•	■	•	■	■	■	•	•	•
2LMG Merle LPL	■	■	■	•	•	•	•	■	•	■	■	■	•	•	•
2LSN Storm Noce LPL	■	■	■	•	•	•	•	■	•	■	■	■	•	•	•
2LSW Storm Wenge LPL	■	■	■	•	•	•	•	■	•	■	■	■	•	•	•

Legend

- = Not available
- = Available
- = Available with exceptions
- ▶ See *Surface Materials* and *Specifying* pages.

Products that are missing from the matrix are not available with these surface materials.

Color, stability, and lighting

Surface materials are formulated to maintain compatibility under horizon light, daylight, and cool white light. As a precaution, always select colors and materials under the specific type of lighting they will receive in actual office use. Particular care should be used with high intensity discharge light, which can adversely affect color compatibility. The swatch material on this card is provided as a color guide-line. There may be variations in color, texture, and finish between this sample and the actual product.

For a surface materials listing of individual product lines, see *Surface Materials* for each product chapter:
 ▶ Campfire, page 168
 ▶ Seating, page 172
 ▶ Tour, page 166

	Baseline	Bivi	Bivi Depot	Campfire Paper Table	Campfire Personal Table	Campfire Skate Table	Campfire Slim Table	Campfire Big Table	Campfire Storage Cabinets	Jenny Tables	Jenny Tablet Arms	Simple Tables	Tour Vertical Surfaces	Tour Countertops	Tour Worksurfaces and Shelves
High-Pressure Laminate (HPL)															
2406 Clear Cherry HPL	■	■	■	■	■	■	■	■	■	■	■	■	■	■	■
2409 Clear Maple HPL	■	■	■	■	■	■	■	■	■	■	■	■	■	■	■
2410 Graphite Walnut HPL	■	■	■	■	■	■	■	■	■	■	■	■	■	■	■
2412 Natural Cherry V2 HPL	■	■	■	■	■	■	■	■	■	■	■	■	■	■	■
2422 Medium Cherry HPL	■	■	■	■	■	■	■	■	■	■	■	■	■	■	■
2503 Brushed Silver HPL	■	■	■	■	■	■	■	■	■	■	■	■	■	■	■
2511 Winter on Maple HPL	■	■	■	■	■	■	■	■	■	■	■	■	■	■	■
2535 Virginia Walnut HPL	■	■	■	■	■	■	■	■	■	■	■	■	■	■	■
2536 Blackwood HPL	■	■	■	■	■	■	■	■	■	■	■	■	■	■	■
2538 Clear Walnut HPL	■	■	■	■	■	■	■	■	■	■	■	■	■	■	■
2539 Warm Oak HPL	■	■	■	■	■	■	■	■	■	■	■	■	■	■	■
2592 Blonde on Maple HPL	■	■	■	■	■	■	■	■	■	■	■	■	■	■	■
2612 Marbled Maple HPL	■	■	■	■	■	■	■	■	■	■	■	■	■	■	■
2614 Chocolate Walnut HPL	■	■	■	■	■	■	■	■	■	■	■	■	■	■	■
2615 Marbled Cherry V2 HPL	■	■	■	■	■	■	■	■	■	■	■	■	■	■	■
2714 Natural Walnut HPL	■	■	■	■	■	■	■	■	■	■	■	■	■	■	■
2722 Cream HPL	■	■	■	■	■	■	■	■	■	■	■	■	■	■	■
2730 Arctic White HPL	■	■	■	■	■	■	■	■	■	■	■	■	■	■	■
2746 Black HPL	■	■	■	■	■	■	■	■	■	■	■	■	■	■	■
2759 Warm White HPL	■	■	■	■	■	■	■	■	■	■	■	■	■	■	■
2772 Medium Mahogany on Walnut HPL	■	■	■	■	■	■	■	■	■	■	■	■	■	■	■
2811 Mist HPL	■	■	■	■	■	■	■	■	■	■	■	■	■	■	■
2820 Coffee Speckle HPL	■	■	■	■	■	■	■	■	■	■	■	■	■	■	■
2822 Woodrose Speckle HPL	■	■	■	■	■	■	■	■	■	■	■	■	■	■	■
2823 Driftwood Speckle HPL	■	■	■	■	■	■	■	■	■	■	■	■	■	■	■
2824 Smoke Speckle HPL	■	■	■	■	■	■	■	■	■	■	■	■	■	■	■
2825 Vandium Speckle HPL	■	■	■	■	■	■	■	■	■	■	■	■	■	■	■
2850 Vanadium Fiber HPL	■	■	■	■	■	■	■	■	■	■	■	■	■	■	■
2851 Rhyme Fiber HPL	■	■	■	■	■	■	■	■	■	■	■	■	■	■	■
2852 Tungsten Fiber HPL	■	■	■	■	■	■	■	■	■	■	■	■	■	■	■
2854 Vellum Fiber HPL	■	■	■	■	■	■	■	■	■	■	■	■	■	■	■
2859 Novell Fiber HPL	■	■	■	■	■	■	■	■	■	■	■	■	■	■	■
2860 Granite Fiber HPL	■	■	■	■	■	■	■	■	■	■	■	■	■	■	■
2861 Coconut Fiber HPL	■	■	■	■	■	■	■	■	■	■	■	■	■	■	■
2862 Stucco Fiber HPL	■	■	■	■	■	■	■	■	■	■	■	■	■	■	■
2870 Blonde Bronze Patina HPL	■	■	■	■	■	■	■	■	■	■	■	■	■	■	■
2871 Blackened Bronze Patina HPL	■	■	■	■	■	■	■	■	■	■	■	■	■	■	■
2873 Instant Iron Patina HPL	■	■	■	■	■	■	■	■	■	■	■	■	■	■	■

▶ Continued on next page

Legend

- = Not available
- = Available
- = Available with exceptions
- ▶ See *Surface Materials* and Specifying pages.

Products that are missing from the matrix are not available with these surface materials.

Color, stability, and lighting

Surface materials are formulated to maintain compatibility under horizon light, daylight, and cool white light. As a precaution, always select colors and materials under the specific type of lighting they will receive in actual office use. Particular care should be used with high intensity discharge light, which can adversely affect color compatibility. The swatch material on this card is provided as a color guideline. There may be variations in color, texture, and finish between this sample and the actual product.

turnstone Laminate Core Palette Matrix Applies to Tour, Jenny, and Campfire, continued

For a surface materials listing of individual product lines, see *Surface Materials* for each product chapter:
 ▶ Campfire, page 168
 ▶ Seating, page 172
 ▶ Tour, page 166

	Baseline	Bivi	Bivi Depot	Campfire Paper Table	Campfire Personal Table	Campfire Big Table	Campfire Skate Table	Campfire Slim Table	Campfire Storage Cabinets	Jenny Tables	Jenny Tablet Arms	Simple Tables	Tour Vertical Surfaces	Tour Countertops	Tour Worksurfaces and Shelves
High-Pressure Laminate (HPL), continued															
2883 Seagull HPL	■	■	■	•	•	■	■	■	•	■	■	■	•	•	•
2884 Milk HPL	■	■	■	•	•	■	■	■	•	■	■	■	•	•	•
2885 Dune HPL	■	■	■	•	•	■	■	■	•	■	■	■	•	•	•
2920 Marl Micro HPL	■	■	■	•	•	■	■	■	•	■	■	■	•	•	■
2921 Gypsum Micro HPL	■	■	■	•	•	■	■	■	•	■	■	■	•	•	■
2922 Clay Micro HPL	■	■	■	•	•	■	■	■	•	■	■	■	•	•	■
2923 Shadow Micro HPL	■	■	■	•	•	■	■	■	•	■	■	■	•	•	■
2HAK Clear Oak HPL	■	■	■	•	•	■	■	■	•	■	■	■	•	•	■
2HAN Ash Noce HPL	■	■	■	•	•	■	■	■	•	■	■	■	•	•	■
2HAT Acacia HPL	■	■	■	•	•	■	■	■	•	■	■	■	•	•	■
2HAW Ash Wenge HPL	■	■	■	•	•	■	■	■	•	■	■	■	•	•	■
2HBN Bisque Noce HPL	■	■	■	•	•	■	■	■	•	■	■	■	•	•	■
2HBW Bisque Wenge HPL	■	■	■	•	•	■	■	■	•	■	■	■	•	•	■
2HCN Clay Noce HPL	■	■	■	•	•	■	■	■	•	■	■	■	•	•	■
2HCW Clay Wenge HPL	■	■	■	•	•	■	■	■	•	■	■	■	•	•	■
2HMG Merle HPL	■	■	■	•	•	■	■	■	•	■	■	■	•	•	■
2HSN Storm Noce HPL	■	■	■	•	•	■	■	■	•	■	■	■	•	•	■
2HSW Storm Wenge HPL	■	■	■	•	•	■	■	■	•	■	■	■	•	•	■
Open Line Laminate (Upcharge)															
Open Line Laminate	•	•	■	•	•	•	•	•	•	•	•	•	•	•	•
Textured Woodgrain Laminate - Select Surfaces															
2TH2 Fawn Cypress	■	■	•	•	•	■	■	■	•	■	■	■	•	•	•
2TH3 Weathered Char	■	■	•	•	•	■	■	■	•	■	■	■	•	•	•
2TH4 Saddle Oak	■	■	•	•	•	■	■	■	•	■	■	■	•	•	•
2TH5 Veranda Teak	■	■	•	•	•	■	■	■	•	■	■	■	•	•	•
2TH6 Persian Cherry	■	■	•	•	•	■	■	■	•	■	■	■	•	•	•
2TH7 Walnut Heights	■	■	•	•	•	■	■	■	•	■	■	■	•	•	•

Legend

- = Not available
- = Available
- = Available with exceptions
- ▶ See *Surface Materials* and Specifying pages.

Products that are missing from the matrix are not available with these surface materials.

Color, stability, and lighting

Surface materials are formulated to maintain compatibility under horizon light, daylight, and cool white light. As a precaution, always select colors and materials under the specific type of lighting they will receive in actual office use. Particular care should be used with high intensity discharge light, which can adversely affect color compatibility. The swatch material on this card is provided as a color guide-line. There may be variations in color, texture, and finish between this sample and the actual product.

Recommended Edge Banding Finishes for Low-Pressure Laminate and High-Pressure Laminate Products

For use on: Jenny

High-Pressure Laminate Color	Recommended Edge Band
2422 Medium Cherry	6036 Medium Cherry
2592 Blonde on Maple	6038 Blonde On Maple
2714 Natural Walnut	6041 Natural Walnut
2820 Coffee Speckle	6631 Cream
2822 Woodrose Speckle	6635 Dawn
2823 Driftwood Speckle	6631 Cream
2824 Smoke Speckle	6636 Mist
2825 Vanadium Speckle	6619 Ice
2851 Rhyme Fiber	6631 Cream
2854 Vellum Fiber	6655 Warm White
2859 Novell Fiber	6001 Coffee
2860 Granite Fiber	6000 Black
2861 Coconut Fiber	6654 Sand
2862 Stucco Fiber	6053 Seagull
2870 Blonde Bronze Patina	6654 Sand
2871 Blackened Bronze Patina	6615 Grey V5
2873 Instant Iron Patina	6615 Grey V5
2884 Milk	6052 Milk
2920 Marl Micro	6053 Seagull
2921 Gypsum Micro	6654 Sand
2922 Clay Micro	6654 Sand
2923 Shadow Micro	6249 Platinum Solid

Select Surfaces

2TH2 Fawn Cypress	6T02 Fawn Cypress
2TH3 Weathered Char	6T03 Weathered Char
2TH4 Saddle Oak	6T04 Saddle Oak
2TH5 Veranda Teak	6T05 Veranda Teak
2TH6 Persian Cherry	6T06 Persian Cherry
2TH7 Walnut Heights	6T07 Walnut Heights

Low-Pressure Laminate Color	Recommended Edge Band
25L1 Winter on Maple LPL	6037 Winter on Maple
25L5 Virginia Walnut LPL	6242 Virginia Walnut
25L6 Blackwood LPL	6243 Blackwood
25L8 Clear Walnut LPL	6245 Clear Walnut
25L9 Warm Oak LPL	6246 Warm Oak
26L1 Natural Cherry V2 LPL	6034 Natural Cherry
2L30 Arctic White LPL	6009 Arctic White
2LAT Acacia LPL	6213 Acacia
2LAN Ash Noce LPL	6707 Ash Noce
2LAW Ash Wenge LPL	6703 Ash Wenge
2LBN Bisque Noce LPL	6708 Bisque Noce
2LBW Bisque Wenge LPL	6705 Bisque Wenge
2LCN Clay Noce LPL	6709 Clay Noce
2LCW Clay Wenge LPL	6706 Clay Wenge
2LSN Storm Noce LPL	6710 Storm Noce
2LSW Storm Wenge LPL	6704 Storm Wenge

For Use on: Tour**High-Pressure
Laminate Color****Recommended
Edge Band**

2422	Medium Cherry	6036	Medium Cherry
2592	Blonde on Maple	6038	Blonde on Maple
2714	Natural Walnut	6041	Natural Walnut
2820	Coffee Speckle	6631	Cream
2822	Woodrose Speckle	6635	Dawn
2823	Driftwood Speckle	6631	Cream
2824	Smoke Speckle	6636	Mist
2825	Vanadium Speckle	6619	Ice
2851	Rhyme Fiber	6631	Cream
2854	Vellum Fiber	6655	Warm White
2859	Novell Fiber	6001	Coffee
2860	Granite Fiber	6000	Black
2861	Coconut Fiber	6654	Sand
2862	Stucco Fiber	6053	Seagull
2870	Blonde Bronze Patina	6654	Sand
2871	Blackened Bronze Patina	6615	Grey V5
2873	Instant Iron Patina	6615	Grey V5
2884	Milk	6052	Milk
2920	Marl Micro	6053	Seagull
2921	Gypsum Micro	6654	Sand
2922	Clay Micro	6654	Sand
2923	Shadow Micro	6249	Platinum Solid

**Low-Pressure
Laminate Color****Recommended
Edge Band**

25L1	Winter on Maple LPL	6037	Winter on Maple
25L5	Virginia Walnut LPL	6242	Virginia Walnut
25L6	Blackwood LPL	6243	Blackwood
25L8	Clear Walnut LPL	6245	Clear Walnut
25L9	Warm Oak LPL	6246	Warm Oak
26L1	Natural Cherry V2 LPL	6034	Natural Cherry
2L30	Arctic White LPL	6009	Arctic White

Open Line Laminate

The Open Line Laminate (OLL) Program offers the opportunity for customers to select laminates that are not offered through the standard turnstone laminate offering for use on turnstone products.

The following products are available using the OLL process: Jenny and Tour.

An additional feature of the Open Line Laminate Program is the ability to order different edge colors (other than the default edge color specified in the specification guide) for use with standard turnstone laminates. See below for pricing information for this application.

Application Testing/Approval

To order an Open Line laminate on a turnstone product, first confirm that the selected laminate has been tested and approved for use on a specific product by checking the custom surface materials Website at www.steelcase.com/surface-materials under the Custom Surfaces section.

If the laminate is **approved**, you may continue the ordering process. If the laminate has **failed** to meet testing and approval standards, you must choose another laminate. If the laminate is **not listed**, turnstone laminate.

To have your material tested, send the following materials to Steelcase:

- One (1) 4' x 8' sheet of high-pressure decorative laminate that is vertical grade, post formable (VGP), and 0.028" (0.7 mm) thick
- A completed Open Line Laminate Testing Request Form

Access the website at www.steelcase.com. Under surface materials, select custom surface materials and the Open Line laminate option. The test request form can be found under "create test request".

Tip: All information on the form is required in order to complete testing.

Send your laminate materials to:
Steelcase Inc.
Attn: OLL Testing Department
901 44th Street
Grand Rapids, MI 49508

Submit Request

Use the electronic Open Line Laminate Testing Request Form found on the Steelcase custom surface materials Website under the "How To Test" tab, or fax a copy of the form to 616.698.4700.

Test Results

Test results will be returned by fax or e-mail in four working days from receipt of laminate and form.

Not all testing is based on actual production conditions. Because some laminates vary in fabrication, turnstone reserves the right to reject any non-standard laminates that do not meet manufacturing requirements, even though the sample passed initial testing.

Application Direction

Open Line laminates are applied to products in the turnstone standard application direction. For directional laminates, each individual specification guide shows the standard application direction for that product. Application in other than standard direction must be processed through Specials Engineering.

Open Line Laminates Square Footage Requirements

To determine how much laminate you will need, access the calculator found on the Steelcase custom surface materials website at www.steelcase.com/surface-materials under the Custom Surfaces section. Material estimates will vary depending on the following items:

- Laminate properties
- Laminate directionality
- Sheet sizes offered by the vendor
- Edge type
- Product style number
- Quantity of products being manufactured

Open Line Laminates Pricing

Open Line laminates are available at an additional \$65 per surface, plus the cost of the laminate. If you select Formica, Nevamar, Pionite, or WilsonArt laminate, the cost of the laminate is \$1.10 per square foot. (Non-Discountable)

Example:

4' x 8' sheet = 32 square feet
 32 square feet x \$1.10 = \$35.20 per sheet

Laminate cost may vary for other suppliers. Please contact the OLL consultant at 616.475.2426 for pricing. The cost of the laminate will be added to your invoice as a separate line on the acknowledgement.

There are no additional charges beyond the initial \$65 list to obtain **different edge colors with turnstone standard laminates.**

Special engineering products using the Open Line laminate process will be priced at \$65 per surface, plus the cost of the laminate. If you select Formica, Nevamar, Pionite, or Wilson Art laminate to be used on Special Engineering products, the cost of the laminate is \$45 per surface. (Non-Discountable).

There are no additional charges beyond the initial \$65 and any applicable Special Engineering charges to obtain different edge colors with turnstone standard laminates.

How to Order

Once you have confirmed that the laminate you've selected has been tested and approved, you are ready to place your order.

To order an Open Line laminate on a turnstone product:

- Mark the purchase order with the
 - Laminate manufacturer,
 - Laminate number, and
 - Laminate description
- Use the appropriate Open Line laminate number (2900).
- Use the appropriate edge band color number to indicate the edge color requirements.

The order is subject to the manufacturer's minimum order requirements. Please contact the laminate supplier for verification of minimum order requirements before ordering.

turnstone to Purchase Service

The Open Line Laminate Program includes a service to purchase approved Open Line laminates for use on turnstone products.

turnstone will facilitate the ordering, scheduling, and shipment of Open Line laminates directly from the suppliers and will apply it to the product.

turnstone is the only party that may purchase material. The only time the customer purchases material is for testing purposes.

Additional lead times apply to all orders specifying Open Line laminates.

turnstone is not responsible for overages and will not issue credit for any differences between the estimated amount provided and the actual amount ordered and acknowledged.

Laminate suppliers require laminate to be purchased in full sheets. turnstone will determine how many sheets are needed and order appropriately.

Contact

For Open Line laminate test results, Application Test Request Form, or square foot requirements, visit the custom surface materials website at www.steelcase.com/surface-materials under the Custom Surfaces section.

For additional information call
 1.800.TURNSTONE

For a surface materials listing of individual product lines, see *Surface Materials* for each product chapter:
 ▶ Seating, page 172

	Bivi	Buoy	Campfire Footrest	Campfire LED Personal Task Light	Campfire Paper Table	cobi Select	Scoop	Shortcut
6000 Black	■	•	•	•	•	•	•	•
6009 Arctic White	■	■	■	■	■	•	•	■
6059 Sterling Dark Solid	•	•	•	•	•	•	•	■
627T Black	•	•	•	•	•	•	•	•
6205 Black	•	■	•	•	•	•	•	■
6249 Platinum Solid	■	•	•	•	•	•	•	■
6259 Midnight	•	•	•	•	•	•	•	■
628T Natural	•	•	•	•	•	•	•	•
6295 Near Black	•	•	•	•	•	■	•	•
631T Dark Grey	•	•	•	•	•	•	•	•
6332 Citron	•	•	•	•	•	•	•	■
6333 Picasso	•	■	■	•	•	•	•	■
6335 Wasabi	•	■	■	•	•	•	•	■
6336 Jazz	•	•	•	•	•	•	•	■
6337 Element	•	■	•	•	•	•	•	■
6338 Chili Red	•	■	■	•	•	•	•	■
6505 Frosted White	•	•	•	•	•	•	•	•
6527 Merle	■	■	■	•	•	•	•	•
6618 White	•	•	•	•	•	•	■	•
6651 Tungsten	■	•	•	•	•	•	•	•
6652 Titanium	■	•	•	•	•	•	•	•
6654 Sand	■	•	•	•	•	•	•	•
6682 Cobblestone	•	•	•	•	•	•	■	•
6697 Fog	■	•	•	•	•	•	•	•
6B03 Red	■	•	•	•	•	•	•	•

Legend

- = Not available
- = Available
- = Available with exceptions
- ▶ See *Surface Materials* and Specifying pages.

Products that are missing from the matrix are not available with these surface materials.

Seating Upholstery Matrix

turnstone

	Price Group	Buoy	Campfire Big Lamp	Campfire Lounges	Jack Task Chairs	Jenny Lounge	Scoop - Upholstered Seat	Tour - Lateral File Cushion
Billiard Multi-Use by Designtex	3	■	•	■	■	■	■	■
Bo Peep	5	■	•	■	■	■	■	■
Brisa	6	•	•	■	■	■	■	■
Buzz2	1	■	•	■	■	■	■	■
Chainmail	2	■	•	■	■	■	■	■
Cogent: Connect	2	■	■	■	■	■	■	■
Cogent: Geode Vertical	2	•	•	■	■	■	■	■
Cogent: Trails	2	•	•	■	■	■	■	■
Elmosoft Leather	EL	•	•	•	•	•	•	•
Gaja — C2C	3	•	•	■	■	■	■	■
Imperma	3	■	•	■	■	■	■	■
Jacks	1	•	•	■	■	■	■	■
turnstone Leather	L	•	•	•	•	•	•	•
Steelcase Leather	L	•	•	•	•	■	•	■
New Black: Bruce	1	■	•	■	■	■	■	■
New Black: Harley	2	■	•	■	■	■	■	■
New Black: Henry	1	■	•	■	■	■	■	■
New Black: Jack	2	■	•	■	■	■	■	■
New Black: James	2	■	•	■	■	■	■	■
Link	1	•	•	■	■	■	■	■
Nitelights	2	•	•	■	■	■	■	■
Playground	1	•	•	■	■	■	■	■
Redeem	3	•	•	■	■	■	■	■
Remix	5	■	•	■	■	■	■	■
Retrieve	3	■	•	■	■	■	■	■
Seating Vinyl	2	■	•	■	■	■	■	■
Spyder	2	•	•	■	■	■	■	■
Stand In	2	■	•	■	■	■	■	■
Steelcut Trio	7	■	•	■	■	■	■	■
Texel	3	■	•	■	■	■	■	•

Legend

- = Not available
- = Available
- = Available with exceptions
- = COM approved
- ▶ See *Surface Materials* and *Specifying* pages.

Products that are missing from the matrix are not available with these surface materials.

Fire Code turnstone Seating Upholstery Matrix

	Price Group	Buoy	Campfire Big Lamp	Campfire Lounges	Jack Task Chairs	Jenny Lounge	Scoop - Upholstered Seat	Tour - Lateral File Cushion
Billiard Multi-Use by Designtex	3	•	•	•	•	•	•	•
Bo Peep	5	■	•	•	•	•	•	•
Brisa	6	•	•	•	•	•	•	•
Buzz2	1	■	•	•	•	•	•	•
Chainmail	2	■	•	•	•	•	•	•
Cogent: Connect	2	•	•	•	•	•	•	•
Cogent: Geode Vertical	2	•	•	•	•	•	•	•
Cogent: Trails	2	•	•	•	•	•	•	•
Elmosoft Leather	EL	•	•	•	•	•	•	•
Gaja — C2C	3	•	•	•	•	•	•	•
Imperma	3	•	•	•	•	•	•	•
Jacks	1	•	•	•	•	•	•	•
turnstone Leather	L	•	•	•	•	•	•	•
Steelcase Leather	L	•	•	•	•	•	•	•
Link	1	•	•	•	•	•	•	•
Nitelights	2	•	•	•	•	•	•	•
Playground	1	•	•	•	•	•	•	•
Redeem	3	•	•	•	•	•	•	•
Remix	5	•	•	•	•	•	•	•
Retrieve	3	•	•	•	•	•	•	•
Seating Vinyl	2	•	•	•	•	•	•	•
Spyder	2	•	•	•	•	•	•	•
Stand In	2	•	•	•	•	•	•	•
Steelcut Trio	7	•	•	•	•	•	•	•
Texel	3	•	•	•	•	•	•	•

Cal. 133 is the highest flame retardance rating available on turnstone brand seating products. It means that an article is manufactured for use in public occupancies and meets the flammability requirements of California Bureau of Home Furnishings Technical Bulletin, etc.

All turnstone upholstery fabrics pass Cal. 116 and 117 requirements.

Legend

- = Not available
- = Available
- = Available with exceptions
- ▣ = Untested
- ▶ See *Surface Materials* and *Specifying* pages

Understanding Customer's Own Material (COM)

The Customer's Own Material (COM) program allows customers to select textiles that are not offered through the standard Surface Materials program for use on turnstone products.

The COM process consists of seven steps: COM Website, Testing/Approval, Steelcase to Purchase Service, Pricing, Cutting Direction, Yardage Requirements, and the Purchase Orders.

COM Website

- COM website features application test results for all COM, Designtex, Options Collection and Classics Collection fabrics. The website allows you to calculate yardage requirements for most turnstone seating and systems products.
- Access the COM website at: www.steelcase.com or call 1.888.783.3522 (1.888.STEELCASE) or send an email to lineone@steelcase.com.

Application Testing/Approval

- Confirm that the selected COM has been tested and approved for application on a specific product by checking the COM website at: www.steelcase.com

COM Application Testing or "approved for application" means the COM fabric has been reviewed for manufacturability using the standard manufacturing techniques to achieve acceptable appearance per Steelcase quality standards.

COM fabric performance, including durability, pilling, color fastness, stretch, splitting, fraying, etc., is not tested by Steelcase. Therefore, COMs are not covered by the Steelcase Warranty. Each COM vendor is responsible for all warranty claims related to fabric performance.

Steelcase reserves the right to reject or reverse any COM approval that does not meet the manufacturing requirements in actual production. COM approval may be rejected or reversed because not all application testing is based on actual production conditions and because some materials vary in fabrication.

- If the COM is approved, you may continue the order process.

- If the COM has failed, you must reselect a fabric.

- If the COM is not listed, that means Steelcase has not tested that fabric on our products.

Helpful hint: Seating vinyl and leather do not require testing. Customer's own leather is available on Let's B and Jenny Lounge seating. Customer's own vinyl is available on all seating products that accept Steelcase standard vinyl.

- If your material has not been tested, then send yardage (4.5 yards for seating, 2 yards for vertical surfaces) and submit a completed COM Application Testing Request form to:
Steelcase Inc.

Attn: COM Testing

Door 305

4060 Eastern Avenue

Grand Rapids, MI 49508

- To ensure rapid processing, please use the electronic COM Application Testing Request form found on the COM Website under the "How To Test" tab **or** fax a copy of the COM Testing Request form from the *Surface Materials Reference Manual* to 616.698.4700. **All information on the form is required in order to complete testing. COM tests cannot be performed if information is incomplete. Contact your requested fabric vendor for any missing information.**

- Test results will be returned (by fax or e-mail) in four working days from receipt of fabric and completed form.

COM materials that are approved for application to panel systems might require UL approval after application test approval. UL approval does involve fees and extended lead times.

All vertical surface COMs tested and approved with a content of 100% polyester meet a minimum of class C/UL1286. If class A or B fire rating is indicated, a burn test must be performed. All vertical surface COMs with a blended fabric construction require a UL burn test. For further UL information, contact a COM Consultant at 616.475.2426.

Tip: Jenny Lounge products have a relaxed appearance. With some COMs they may show soft comfort wrinkles upon use.

Steelcase To Purchase Service

The COM program also includes a service to purchase approved COM for our customers for use on turnstone products. Steelcase will facilitate the ordering, scheduling and shipment of COM directly from the suppliers. There are no additional charges for this service.

Steelcase is the only party that may purchase COM for all turnstone products.

In some instances, not all colors in a fabric family are approved. You will be informed of these instances before Steelcase purchases the fabric.

If for some reason the fabric must be ordered directly from the supplier, contact your Steelcase Solutions Fulfillment Team Representative for approval and instructions prior to purchase. The only time the customer can purchase fabric is for testing.

COM Pricing

- Confirm COM is tested and approved.
- Use the COM or COL (Customer's Own Leather) price group found under Surface Materials Options within each product spec guide.
- Calculate yardage required by using the COM Calculator found on the COM website at www.steelcase.com or call 1.888.783.3522 (1.888.STEELCASE) or send an email to lineone@steelcase.com. *Helpful tip: Fabric width, repeat and product quantity and style number are required in order to calculate yardage accurately.*
- Add the cost of the fabric to the COM or COL price group.
- The cost of the COM will be shown as a separate line on the acknowledgement.

COM vendors require fabric purchases in half or full yard increments. Therefore, Steelcase will round all final yardage calculations to the half yard.

COL (Customer's Own Leather) is calculated by the square foot, but purchased in hide. The customer is responsible for purchasing the minimum hide requirement.

Base price of chair includes standard fabrics. Steelcase will not allow credit or deduct the cost of the standard fabric when a COM fabric is selected in its place.

Steelcase cannot be held responsible for costs incurred when a COM supplier ships a COM fabric that does not meet Steelcase application standards or for costs incurred for late deliveries when a COM supplier commits to shipping a COM fabric for manufacturing by a specific date and misses that date.


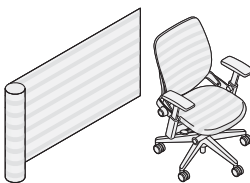
COM Warranty

Steelcase standard warranty does not apply to Designtex or any other COM vendor's fabric.

- Designtex and other COM suppliers are responsible for color consistency within commercial tolerances, abrasion resistance, UV stability, and resistance to soiling and perspiration. These fabrics or vinyls are subject to policies regarding appearance, behavior, and durability that have been established by the fabric supplier. The customer's remedy for a fabric defect is limited to the replacement of the fabric by the supplier. Durability, performance, and fabric defects of COM fabrics are not guaranteed by Steelcase.

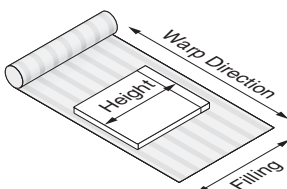
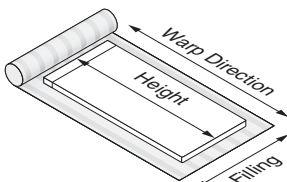
Cutting Direction

SEATING:



- All COMs are automatically cut in the woven way (downroll, warp vertical) unless otherwise specified on the purchase order
- All COM vinyls are automatically cut in the railroaded direction (across roll, warp horizontal) unless otherwise specified.
- ▶ See Cutting Direction Guidelines in the *Surface Materials Reference Manual* for more information.

VERTICAL SURFACES:



- The cutting direction of COM on vertical surfaces varies by product and sometimes by style number. Please check the COM Website for the approved cutting direction for your particular COM.
- ▶ See Cutting Direction Guidelines in the *Surface Materials Reference Manual* for more information.

Steelcase cannot guarantee pattern repeat match from product to product. Steelcase also cannot guarantee pattern repeat match within each product listed. (i.e., seat and back, arms to back, etc.)

COM Yardage Requirements

- For the most accurate yardage requirements, visit the Calculator found on the COM Website or call 1.888.783.3522 (1.888.STEELCASE)
- The Calculator on the COM Website provides the same yardage requirements used by Steelcase purchasing.

Yardage requirements will change depending on:

- width of fabric
- fabric repeat
- cutting direction
- product style number
- quantity of products being manufactured

- All COM seating textiles are cut in the downroll direction unless otherwise specified.
- COM vinyl requires upholstery in the railroad cutting direction. Please visit our Website or call 1.888.STEELCASE (1.888.783.3522) or send an email to line-one@steelcase.com for yardage requirements.
- Certain fabric treatments and backings require additional yardage or yardage minimums. Please contact the supplier for specific information.
- COM fabric vendors require fabric purchases in half- or full-yard increments, and the Steelcase COM calculator will automatically round all final yardage calculations to the half yard.
- Steelcase is the only party who may purchase COMs.

Maintenance and Cleaning

Inspecting and cleaning. Have your chair's upholstery, finishes, controls, base, and other moving parts inspected and cleaned at least once a year.

Cleaning painted and plastic surfaces. Finishes should be cleaned with water and/or a non-abrasive cleaner (such as Formula 409® and Fantastik®).

Maintaining upholstery. Use a vacuum cleaner for regular cleaning. Periodic professional dry cleaning is recommended. Do not steam clean.

Removing excess stains or heavy soil. Soak up excess stain with a cloth. Do not dry the stain completely or it may set. For most water-soluble stains (coffee, fruit juice, washable ink), use an upholstery cleaning solution (such as Bissell® upholstery shampoo or Guardsman Fabri-Kleen® products) and follow directions on package. For oil-borne stains, use a dry cleaning solution at room temperature (never hot) and let solution work into the stain. Use quick, light strokes to brush the stain with a soft bristle brush. Work from outside toward the center to prevent rings. Soak up remaining dry cleaning solution, then sponge the fabric with cool water. Let fabric dry completely; then vacuum thoroughly. If stain is still visible, repeat procedure. Several light applications of cleaning solution are more effective and less damaging than one heavy application.

Formula 409 is a registered trademark of Clorox company. Fantastik is a registered trademark of Dow Consumer Products, Inc. Fabri-Kleen is a registered trademark of Guardsman Chemical. All other marks are marks of their respective owners.

Approved Fabrics that Meet DFAR 252.225-7012 Preference for Certain Domestic Commodities Used for Navy BPA

Approved Fabrics that Meet DFAR 252.225-7012 Preference for Certain Domestic Commodities Used for Navy BPA

		Price Group	Steelcase Seating	Amia 482 Series Standard Upholstered Seat and Back (3D Knit style numbers 4821418 and 4827418 are not available.)	Amia 482 Series - Sewn	Brody 488 Series	Cachet 487 Series - Standard	cobi 434 Series - Connect 3D - Standard	cobi 434 Series - Connect 3D - Sewn	Criterion 453 Series - Standard, Molded	Criterion 453 Series - Standard, Plus	Criterion 453 Series - Sewn	Criterion 453 Series - Sewn Back, Sewn Seat	c:scape Cushion Tops	Gesture 442 Series - Non Sewn	i2i 416 Series - 3D Knit - Sewn	Jersey Series - Jersey Mesh - Standard	Jersey Series - Sewn	Kart	Leap 462 Series - 3D Knit Standard	Leap 462 Series Standard	Leap Plus 462 Series - 3D Knit Standard	
Legend																							
• = Not available																							
■ = Available																							
▶ See Specification pages for details.																							
Steelcase Standard Fabrics																							
Buzz2	1	■	■	■	■	■	■	■	■	■	■	■	■	■	■	■	■	■	■	■	■	■	■
Cogent: Connect	2	■	•	■	■	■	■	■	■	■	■	■	■	■	■	■	■	■	■	■	■	■	■
Cogent: Trails	2	■	•	■	■	■	■	■	■	■	■	■	■	■	■	■	■	■	■	■	■	■	■
Imperma	3	■	•	■	■	■	■	■	■	■	■	■	■	■	■	■	■	■	■	■	■	■	■
Jacks	1	■	■	■	■	■	■	■	■	■	■	■	■	■	■	■	■	■	■	■	■	■	■
Jersey Mesh	Specific to Jersey	•	•	•	•	•	•	•	•	•	•	•	•	•	•	•	•	■	•	•	•	•	•
Steelcase Leather	Leather Price Group	•	■	■	■	•	■	•	■	■	■	■	■	•	•	■	•	■	•	•	•	•	•
Link	1	■	■	■	■	■	■	■	■	■	■	■	■	■	■	■	■	■	■	■	■	■	■
Nitelights	2	■	•	■	■	■	■	■	■	■	■	■	■	■	■	■	■	■	■	■	■	■	■
Steelcase Vinyl	2	•	■	■	■	■	■	■	■	■	■	■	■	■	■	■	■	■	■	■	■	■	■
Spyder	2	■	•	■	■	■	■	■	■	■	■	■	■	■	■	■	■	■	■	■	■	■	■
Texel	3	■	•	■	■	■	■	■	■	■	■	■	■	■	■	■	■	■	■	■	■	■	■

*For Think 465 Series with 3D knit back, sewn seat is only available in 3D Knit Black fabric. Must be ordered as a Select Solutions chair using general quote number CH016176 for 3D knit back in Black.

For information regarding Designtex fabrics, please see steelcase.com/customsurfaces.

turnstone Surface Materials

Approved Fabrics that Meet DFAR 252.225-7012
 Preference for Certain Domestic Commodities
 Used for Navy BPA, continued

		Steelcase Seating																Steelcase Wood Seating			
		Leap 462 Series - 3D Knit Standard	Leap 462 Series - 3D Knit - Sewn	Leap 462 Series - Sewn	Leap Plus 462 Series - 3D Knit - Sewn	Leap Plus 462 Series - Sewn	Max Stacker II 473 Series - Standard	media:scape Lounge	Move 490 Series - Standard	Player 475 Series - Standard	Protégé 433 Series - Standard	Protégé 433 Series - Sewn	Reply 466 Series - Guest Sewn	Reply 466 Series - Guest Standard	Reply 466 Series - Sewn (Task)	Reply 466 Series - Standard (Task)	Think 465 Series - 3D Knit Back, Sewn Seat*	Think 465 Series - Upholstered Back, Sewn Seat	Alcove	Collaboration	
Legend		<ul style="list-style-type: none"> • = Not available ■ = Available ▶ See Specification pages for details. 																			
Price Group																					
Steelcase Standard Fabrics																					
Buzz2	1	■	•	•	•	•	■	■	■	■	■	■	•	•	•	•	•	■	■	■	■
Cogent: Connect	2	■	•	•	•	•	■	■	■	■	■	■	•	•	•	•	•	■	■	■	■
Cogent: Trails	2	■	•	•	•	•	■	■	■	■	■	■	•	•	•	•	•	■	■	■	■
Imperma	3	■	•	•	•	•	■	■	■	■	■	■	•	•	•	•	•	■	■	■	■
Jacks	1	■	•	•	•	•	■	■	■	■	■	■	•	•	•	•	•	■	■	■	■
Jersey Mesh	Specific to Jersey	•	•	•	•	•	•	•	•	•	•	•	•	•	•	•	•	•	•	•	•
Steelcase Leather	Leather Price Group	•	■	■	■	■	•	■	■	•	■	■	■	■	■	■	■	■	•	■	■
Link	1	■	•	•	•	•	■	■	■	■	■	■	•	•	•	•	•	■	■	■	■
Nitelights	2	■	•	•	•	•	■	■	■	■	■	■	•	•	•	•	•	■	■	■	■
Steelcase Vinyl	2	•	■	■	■	■	•	■	■	■	■	■	■	■	■	■	■	■	•	■	■
Spyder	2	■	•	•	•	•	■	■	■	■	■	■	•	•	•	•	•	■	■	■	■
Texel	3	■	•	•	•	•	■	■	■	■	■	■	•	•	•	•	•	■	■	■	■

*For Think 465 Series with 3D knit back, sewn seat is only available in 3D Knit Black fabric. Must be ordered as a Select Solutions chair using general quote number CH016176 for 3D knit back in Black.

For information regarding Designtex fabrics, please see steelcase.com/customsurfaces.

Legend
 • = Not available
 ■ = Available
 ▶ See Specification pages
 for details.

	Price Group	Escapade	Jacket	Mingle	Oriana	Siento	Snodgrass	Topaz	Turnstone Seating	Buoy	Crew Task	Crew Guest	Jack	Jenny	Scoop	Uno	Steelcase Health	Aspekt	Cura	Leela	Malibu
Steelcase Standard Fabrics																					
Buzz2	1	■	•	■	■	■	■	■		■	■	■	■	■	■	■		■	■	■	■
Cogent: Connect	2	■	•	■	■	■	■	■		■	■	■	■	■	■	■		■	■	■	■
Cogent: Trails	2	■	•	■	■	■	■	■		■	■	■	■	■	■	■		■	■	■	■
Imperma	3	■	•	■	■	■	■	■		■	■	■	■	■	■	■		■	■	■	■
Jacks	1	■	•	■	■	■	■	■		■	■	■	■	■	■	■		■	■	■	■
Jersey Mesh	Specific to Jersey	•	•	•	•	•	•	•		•	•	•	•	•	•	•		•	•	•	•
Steelcase Leather	Leather Price Group	■	•	■	■	■	■	■		•	■	■	■	■	■	■		•	•	•	•
Link	1	■	•	■	■	■	■	■		•	■	■	■	■	■	■		■	■	■	■
Nitelights	2	■	•	■	■	■	■	■		•	■	■	■	■	■	■		■	■	■	■
Steelcase Vinyl	2	•	•	•	•	•	■	•		■	■	•	•	•	•	■		■	■	■	■
Spyder	2	■	•	■	■	•	■	■		•	■	■	•	■	•	■		■	■	■	■
Texel	3	■	•	■	■	■	■	■		■	■	■	■	■	■	■		■	■	■	■

*For Think 465 Series with 3D knit back, sewn seat is only available in 3D Knit Black fabric. Must be ordered as a Select Solutions chair using general quote number CH016176 for 3D knit back in Black.

For information regarding Designtex fabrics, please see steelcase.com/customsurfaces.

turnstone
Surface Materials

Approved Fabrics that Meet DFAR 252.225-7012
 Preference for Certain Domestic Commodities
 Used for Navy BPA, continued

	Price Group	Mitra	Empress	Hawthorne	Jarrah	Regard	Sequoia	Sieste	Sorrel	Tava Guest	Tava Lounge	Empath Recliner	Mineral Recliner	Mitra Recliner	Sieste Sleeper	X-tenz Sleeper
Legend																
• = Not available																
■ = Available																
▶ See Specification pages for details.																
Steelcase Standard Fabrics																
Buzz2	1	■	■	■	■	■	■	■	■	■	■	■	■	■	■	■
Cogent: Connect	2	■	■	■	■	■	■	■	■	■	■	■	■	■	■	■
Cogent: Trails	2	■	■	■	■	■	■	■	■	■	■	■	■	■	■	■
Imperma	3	■	■	■	■	■	■	■	■	■	■	■	■	■	■	■
Jacks	1	■	■	■	■	■	■	■	■	■	■	■	■	■	■	■
Jersey Mesh	Specific to Jersey	•	•	•	•	•	•	•	•	•	•	•	•	•	•	•
Steelcase Leather	Leather Price Group	•	•	•	•	•	•	•	•	•	•	•	•	•	•	•
Link	1	■	■	■	■	■	■	■	■	■	■	■	■	■	■	■
Nitelights	2	■	■	■	■	■	■	■	■	■	■	■	■	■	■	■
Steelcase Vinyl	2	■	■	■	■	■	■	■	■	■	■	■	■	■	■	■
Spyder	2	■	■	■	■	■	■	■	■	■	■	■	■	■	■	■
Texel	3	■	■	■	■	■	■	■	■	■	■	■	■	■	■	■

*For Think 465 Series with 3D knit back, sewn seat is only available in 3D Knit Black fabric. Must be ordered as a Select Solutions chair using general quote number CH016176 for 3D knit back in Black.

For information regarding Designtex fabrics, please see steelcase.com/customsurfaces.

Classic and Executive Payback

Statement of Line

196

Specifying

Desks (SIN 711.2)	198
Desk-Height Returns (SIN 711.2)	202
Reception Desks and Returns (SIN 711.2)	204
Rectangular Desk Shells (SIN 711.2)	206
Jetty Desk Shells (SIN 711.2)	214
Reception Galleries (SIN 711.2)	215
Reception Gallery Tackboards (SIN 711.2)	216
Bridges (SIN 711.2)	217
D-, P-, Rectilinear-Shape Worksurfaces (SIN 711.2)	218
Credenzas (SIN 711.2)	224
Buffet Credenzas (SIN 711.2)	232
Pedestals (SIN 711.2)	234
Mobile Pedestals (SIN 711.2)	236
Lateral Files (SIN 711.2)	238
Storage Cabinets (SIN 711.2)	242
Overhead Storage Cabinets (SIN 711.2)	246
Tackboards (SIN 711.2)	253
Wall-Mounted Overhead Storage Cabinets (SIN 711.2)	255
Wall-Mounted Tackboards (SIN 711.2)	257
Desktop Organizers (SIN 711.2)	258
Slatwall Screens (SIN 711.2)	259
Slatwall Tackboards (SIN 711.2)	261
Storage and Wardrobe Cabinets (SIN 711.2)	262
Bookcases (SIN 711.2)	268
Quarter Bookcases (SIN 711.2)	270
Quarter-Round Bookcases (SIN 711.2)	271

Specifying, continued

Small Office and Home Office Desks and Returns (SIN 711.2)	272
Value Workstation Components (SIN 711.2)	274
Conference Room Furniture (SIN 711.2)	278
Table Tops (SIN 711.2)	282
Table Bases and Legs (SIN 711.2)	284
Modesty Panels (SIN 711.2)	285
Tables (SIN 711.2)	286
Accessories (SIN 711.2)	289
Standard Shelf Lights (SIN 711.1)	291

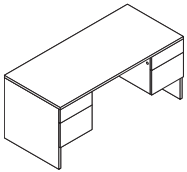
Surface Materials

292

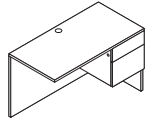
Tip: Payback table tops, table bases, table components, and tables are located in the Table Components chapter.
 ▶ Page 159

Statement of Line

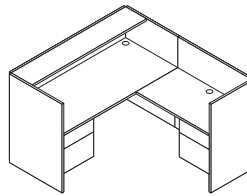
Classic and Executive Payback



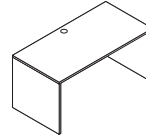
Desks
▶ Pages 198–200



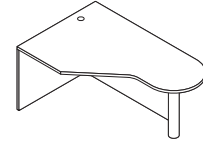
Returns
▶ Page 202



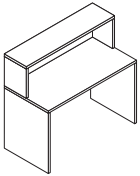
Reception Desks and Returns
▶ Page 204



Desk Shells: Rectangular, Extended Corner, Corner, Notched
▶ Pages 206–212



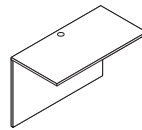
Jetty Desk Shells
▶ Page 214



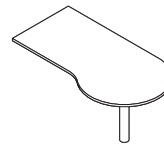
Reception Galleries
▶ Page 215



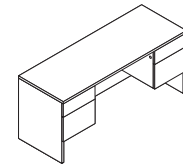
Reception Gallery Tackboards
▶ Page 216



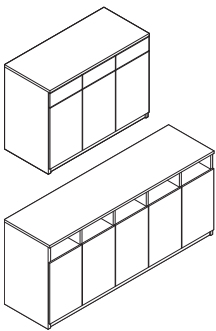
Bridges
▶ Page 217



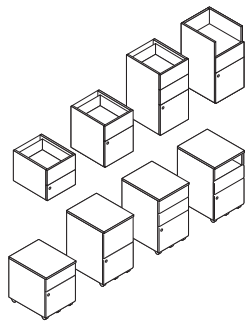
D-, P-, and Rectilinear-Shape Worksurfaces
▶ Pages 218–223



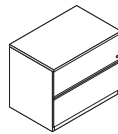
Credenzas
▶ Pages 224–230



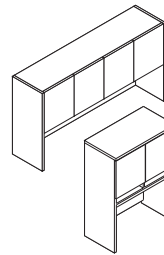
Buffet Credenzas
▶ Page 232



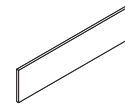
Pedestals
▶ Pages 234–236



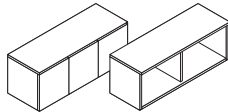
Lateral Files and Storage Cabinets
▶ Pages 238–244



Overhead Storage Cabinets
▶ Pages 246–252



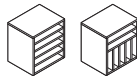
Tackboards
▶ Pages 253–254



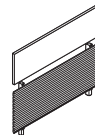
Wall-Mounted Overhead Storage Cabinets
▶ Pages 255–256



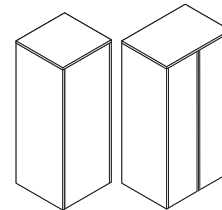
Wall-Mounted Tackboards
▶ Page 257



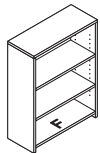
Desktop Organizers
▶ Page 258



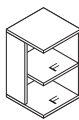
Slatwall Screens and Slatwall Tackboards
▶ Pages 259–261



Storage and Wardrobe Cabinets
▶ Pages 262–266



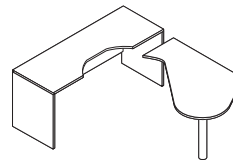
Bookcases
▶ Page 268



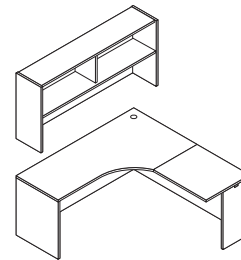
Quarter Bookcases
▶ Page 270



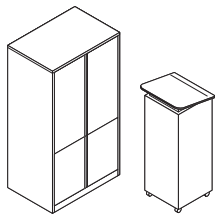
Quarter-Round Bookcases
▶ Page 271



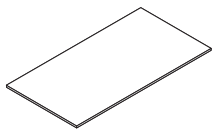
Small Office and Home Office Desks and Returns
▶ Pages 272–273



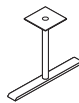
Value Shells and Overhead Storage Cabinets
▶ Pages 274–276



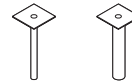
Conference Room Furniture
▶ Page 278



Rectangular Table Tops
▶ Page 282



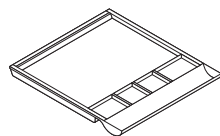
T-Base
▶ Page 284



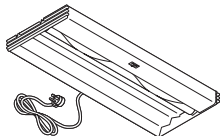
Post Legs
▶ Page 284



Square Legs
▶ Page 284



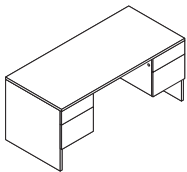
Accessories
▶ Page 289



Standard Shelf Lights
▶ Page 291

Double-Pedestal Desks

SIN 711.2



Tip: Grain direction of back panel runs horizontally. Grain direction of end panels runs vertically.

Tip: Locks are located on the inside panel of the pedestal.

Tip: Field-installed, key-specific lock cylinders must be ordered separately.
▶ Page 577

Tip: Leveling glides are adjustable up to 3/4"H.

Tip: Plywood striping does not match laminate finishes. Plywood striping is offered in three finishes that complement some of the laminates.

Tip: The top drawer of the box/box/file pedestal does not lock.

Standard Includes	Required to Specify
<p>▶ Need help? See <i>Wood Caseloads and Tables Specification Guide</i> for product details.</p> <ul style="list-style-type: none"> • Desk with full-height back panel: worksurface laminate and vertical surfaces laminate • 1"-thick worksurface edges with square edge profile on Classic Payback: high-impact plastic to match worksurface • 1 1/2"-thick worksurface edges with ribbed edge profile on Executive Payback: high-impact plastic to match work-surface • Integral pull on Classic Payback drawers: 6000 Black plastic • Waterfall pull on Executive Payback drawers: 7207 Black • Drawer interiors: black laminate only • Full-extension, heavy-duty ball-bearing drawer suspensions • One box drawer and one file drawer in pedestal • One pencil tray in each box drawer: black plastic only • File drawers to accommodate front-to-back filing of letter-size hanging file folders or side-to-side filing of legal-size hanging file folders • Locks on pedestals, keyed randomly, FR series • Adjustable leveling glides • Shipped fully assembled 	<ul style="list-style-type: none"> 1 Style number 2 Laminate color number for worksurface 3 Vertical laminate color number for desk 4 Finish color number for lock 5 Options, if selected (see below) <p>▶ See <i>Surface Materials</i>, page 292.</p>

Options	Price	Required to Specify
<p>Worksurface Edge Band Detail</p> <ul style="list-style-type: none"> • Light plywood striping detail, square edge profile • Medium plywood striping detail, square edge profile • Dark plywood striping detail, square edge profile • Flat square edge profile on Executive Payback only 	<p>No cost</p> <p>No cost</p> <p>No cost</p> <p>No cost</p>	<p>Specify with light plywood striping.</p> <p>Specify with medium plywood striping.</p> <p>Specify with dark plywood striping.</p> <p>Specify with flat square edge profile.</p>
<p>Pedestals</p> <ul style="list-style-type: none"> • One box/box/file pedestal left and one file/file pedestal right • One box/box/file pedestal right and one file/file pedestal left • Two file/file pedestals • Two box/box/file pedestals • Two storage slot/box/file pedestals 	<p>+\$322</p> <p>+\$322</p> <p>+\$322</p> <p>+\$322</p> <p>+\$322</p>	<p>Specify with one box/box/file pedestal left and one file/file pedestal right.</p> <p>Specify with one box/box/file pedestal right and one file/file pedestal left.</p> <p>Specify with two file/file pedestals.</p> <p>Specify with two box/box/file pedestals.</p> <p>Specify with two storage slot/box/file pedestals.</p>
<p>Pulls</p> <ul style="list-style-type: none"> • Integral pulls on Classic Payback only: 6699 Platinum • Waterfall pulls on Executive Payback only: 4799 Platinum • Payback handle pulls: 0835 Black • Payback handle pulls: 4799 Platinum • Ledge pulls: 7207 Black • Ledge pulls: 4799 Platinum 	<p>No cost</p> <p>+\$ 6</p> <p>No cost</p> <p>+\$ 6</p> <p>+\$ 26</p> <p>+\$ 32</p>	<p>Specify with 6699 Platinum integral pulls.</p> <p>Specify with 4799 Platinum waterfall pulls.</p> <p>Specify with 0835 Black Payback handle pulls.</p> <p>Specify with 4799 Platinum Payback handle pulls.</p> <p>Specify with 7207 Black ledge pulls.</p> <p>Specify with 4799 Platinum ledge pulls.</p>

▶ Options, continued on next page

SIN 711.2

► Options, continued from previous page

Options	Price	Required to Specify
Cable Management		
<ul style="list-style-type: none"> Flip-up power units • For 36"D desks 	+\$287	Left: Specify with <i>VPFHL</i> and color number. Center: Specify with <i>VPFHC</i> and color number. Right: Specify with <i>VPFHR</i> and color number.
<ul style="list-style-type: none"> • For 30"D desks 	+\$287	Left: Specify with <i>VPFL</i> and color number. Center: Specify with <i>VPFC</i> and color number. Right: Specify with <i>VPFR</i> and color number.
Lock		
<ul style="list-style-type: none"> • Polished chrome • Ember chrome 	No cost No cost	Specify with <i>9201 Polished Chrome lock</i> . Specify with <i>9250 Ember Chrome lock</i> .

Specification Information

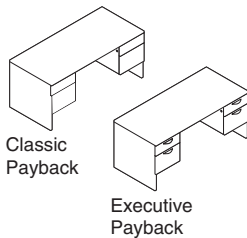
Dimensions			Style	Base	Dimensions			Style	Base
D	W	H	Number	Price	D	W	H	Number	Price

Classic Payback

29½"	59¼"	29"	TS5ADP3060	\$1148
29½"	64 ¹⁵ / ₁₆ "	29"	TS5ADP3066	\$1212
29½"	70 ⁷ / ₈ "	29"	TS5ADP3072	\$1276
35 ⁷ / ₁₆ "	70 ⁷ / ₈ "	29"	TS5ADP3672	\$1342

Executive Payback

29½"	59¼"	29½"	TS5AED3060	\$1319
29½"	64 ¹⁵ / ₁₆ "	29½"	TS5AED3066	\$1384
29½"	70 ⁷ / ₈ "	29½"	TS5AED3072	\$1449
35 ⁷ / ₁₆ "	70 ⁷ / ₈ "	29½"	TS5AED3672	\$1515
35 ⁷ / ₁₆ "	82 ³ / ₄ "	29½"	TS5AED3684	\$1709



With 35⁷/₁₆" D Bow Front

30"	64 ¹⁵ / ₁₆ "	29"	TS5ADW3666	\$1342
-----	------------------------------------	-----	-------------------	--------

With 41⁵/₁₆" D Bow Front

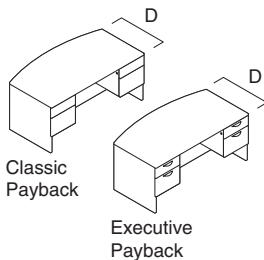
36"	70 ⁷ / ₈ "	29"	TS5ADW4272	\$1408
-----	----------------------------------	-----	-------------------	--------

With 35⁷/₁₆" D Bow Front

30"	64 ¹⁵ / ₁₆ "	29½"	TS5AEW3666	\$1515
-----	------------------------------------	------	-------------------	--------

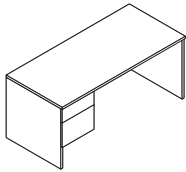
With 41⁵/₁₆" D Bow Front

36"	70 ⁷ / ₈ "	29½"	TS5AEW4272	\$1578
36"	82 ³ / ₄ "	29½"	TS5AEW4284	\$1773



Single-Pedestal Desks

SIN 711.2



Tip: Grain direction of back panel runs horizontally. Grain direction of end panels runs vertically.

Tip: Locks are located on the inside panel of the pedestal. Adding an additional under-worksurface component will prevent the pedestal from locking.

Tip: Leveling glides are adjustable up to 3/4"H.

Tip: Field-installed, key-specific lock cylinders must be ordered separately.
▶ Page 577

Tip: Plywood striping does not match laminate finishes. Plywood striping is offered in three finishes that complement some of the laminates.

Tip: The top drawer of the box/box/file pedestal does not lock.

Standard Includes	Required to Specify
<p>▶ Need help? See <i>Wood Casegoods and Tables Specification Guide</i> for product details.</p> <ul style="list-style-type: none"> • Desk with full-height back panel: worksurface laminate and vertical surfaces laminate • 1"-thick worksurface edges with square edge profile on Classic Payback: high-impact plastic to match worksurface • 1½"-thick worksurface edges with ribbed edge profile on Executive Payback: high-impact plastic to match work-surface • Integral pull on Classic Payback drawers: 6000 Black plastic • Waterfall pull on Executive Payback drawers: 7207 Black • Drawer interiors: black laminate only • Full-extension, heavy-duty ball-bearing drawer suspensions • One box drawer and one file drawer in pedestal • One pencil tray in box drawer: black only • File drawers to accommodate front-to-back filing of letter-size hanging file folders or side-to-side filing of legal-size hanging file folders • Lock on pedestal, keyed randomly, FR series • Adjustable leveling glides • Shipped fully assembled 	<ol style="list-style-type: none"> 1 Style number 2 Laminate color number for worksurface 3 Vertical laminate color number for desk 4 Finish color number for lock 5 Options, if selected (see below) <p>▶ See <i>Surface Materials</i>, page 292.</p>

Options	Price	Required to Specify
<p>Worksurface Edge Band Detail</p> <ul style="list-style-type: none"> • Light plywood striping detail, square edge profile • Medium plywood striping detail, square edge profile • Dark plywood striping detail, square edge profile • Flat square edge profile on Executive Payback only 	<p>No cost</p> <p>No cost</p> <p>No cost</p> <p>No cost</p>	<p>Specify with light plywood striping.</p> <p>Specify with medium plywood striping.</p> <p>Specify with dark plywood striping.</p> <p>Specify with flat square edge profile.</p>
<p>Pedestals</p> <ul style="list-style-type: none"> • One file/file pedestal • One box/box/file pedestal • One storage slot/box/file pedestal 	<p>+\$162</p> <p>+\$162</p> <p>+\$162</p>	<p>Specify with one file/file pedestal.</p> <p>Specify with one box/box/file pedestal.</p> <p>Specify with one storage slot/box/file pedestal.</p>
<p>Pulls</p> <ul style="list-style-type: none"> • Integral pulls on Classic Payback only: 6699 Platinum • Waterfall pulls on Executive Payback only: 4799 Platinum • Payback handle pulls: 0835 Black • Payback handle pulls: 4799 Platinum • Ledge pulls: 7207 Black • Ledge pulls: 4799 Platinum 	<p>No cost</p> <p>+\$ 6</p> <p>No cost</p> <p>+\$ 6</p> <p>+\$ 26</p> <p>+\$ 32</p>	<p>Specify with 6699 Platinum integral pulls.</p> <p>Specify with 4799 Platinum waterfall pulls.</p> <p>Specify with 0835 Black Payback handle pulls.</p> <p>Specify with 4799 Platinum Payback handle pulls.</p> <p>Specify with 7207 Black ledge pulls.</p> <p>Specify with 4799 Platinum ledge pulls.</p>
<p>End Panels</p> <ul style="list-style-type: none"> • One full end panel with pedestal left and one clear-access end panel right • One full end panel with pedestal right and one clear-access end panel left 	<p>No cost</p> <p>No cost</p>	<p>Specify with full end panel left and clear-access end panel right.</p> <p>Specify with full end panel right and clear-access end panel left.</p>
<p>Cable Management</p> <ul style="list-style-type: none"> • For 36"D desks • For 30"D desks 	<p>+\$287</p> <p>+\$287</p>	<p>Left: Specify with VPFHL and color number.</p> <p>Center: Specify with VPFHC and color number.</p> <p>Right: Specify with VPFHR and color number.</p> <p>Left: Specify with VPFL and color number.</p> <p>Center: Specify with VPFC and color number.</p> <p>Right: Specify with VPFR and color number.</p>

▶ Options, continued on next page

► Options, continued from previous page

Options	Price	Required to Specify
Lock	<ul style="list-style-type: none"> Polished chrome Ember chrome 	No cost No cost Specify with 9201 Polished Chrome lock. Specify with 9250 Ember Chrome lock.

Specification Information

Dimensions			Style	Base	Dimensions			Style	Base
D	W	H	Number	Price	D	W	H	Number	Price

Classic Payback

Left-Hand

29½"	47¼"	29"	TS5ASP3048L	\$ 818
29½"	53⅛"	29"	TS5ASP3054L	\$ 883
29½"	59⅛"	29"	TS5ASP3060L	\$ 947
29½"	64 ¹⁵ / ₁₆ "	29"	TS5ASP3066L	\$1014
29½"	70 ⁷ / ₈ "	29"	TS5ASP3072L	\$1077
35 ⁷ / ₁₆ "	70 ⁷ / ₈ "	29"	TS5ASP3672L	\$1142

Left-Hand with 35⁷/₁₆" D Bow Front

30"	64 ¹⁵ / ₁₆ "	29"	TS5ASW3666L	\$1142
-----	------------------------------------	-----	--------------------	--------

Left-Hand with 41⁵/₁₆" D Bow Front

36"	70 ⁷ / ₈ "	29"	TS5ASW4272L	\$1208
-----	----------------------------------	-----	--------------------	--------

Right-Hand

29½"	47¼"	29"	TS5ASP3048R	\$ 818
29½"	53⅛"	29"	TS5ASP3054R	\$ 883
29½"	59⅛"	29"	TS5ASP3060R	\$ 947
29½"	64 ¹⁵ / ₁₆ "	29"	TS5ASP3066R	\$1014
29½"	70 ⁷ / ₈ "	29"	TS5ASP3072R	\$1077
35 ⁷ / ₁₆ "	70 ⁷ / ₈ "	29"	TS5ASP3672R	\$1142

Right-Hand with 35⁷/₁₆" D Bow Front

30"	64 ¹⁵ / ₁₆ "	29"	TS5ASW3666R	\$1142
-----	------------------------------------	-----	--------------------	--------

Right-Hand with 41⁵/₁₆" D Bow Front

36"	70 ⁷ / ₈ "	29"	TS5ASW4272R	\$1208
-----	----------------------------------	-----	--------------------	--------

Executive Payback

Left-Hand

29½"	47¼"	29½"	TS5AES3048L	\$ 989
29½"	53⅛"	29½"	TS5AES3054L	\$1054
29½"	59⅛"	29½"	TS5AES3060L	\$1120
29½"	64 ¹⁵ / ₁₆ "	29½"	TS5AES3066L	\$1185
29½"	70 ⁷ / ₈ "	29½"	TS5AES3072L	\$1250
35 ⁷ / ₁₆ "	70 ⁷ / ₈ "	29½"	TS5AES3672L	\$1314

Left-Hand with 35⁷/₁₆" D Bow Front

30"	64 ¹⁵ / ₁₆ "	29½"	TS5AEW3666L	\$1314
-----	------------------------------------	------	--------------------	--------

Left-Hand with 41⁵/₁₆" D Bow Front

36"	70 ⁷ / ₈ "	29½"	TS5AEW4272L	\$1378
-----	----------------------------------	------	--------------------	--------

36"	82 ³ / ₄ "	29½"	TS5AEW4284L	\$1573
-----	----------------------------------	------	--------------------	--------

Right-Hand

29½"	47¼"	29½"	TS5AES3048R	\$ 989
29½"	53⅛"	29½"	TS5AES3054R	\$1054
29½"	59⅛"	29½"	TS5AES3060R	\$1120
29½"	64 ¹⁵ / ₁₆ "	29½"	TS5AES3066R	\$1185
29½"	70 ⁷ / ₈ "	29½"	TS5AES3072R	\$1250
35 ⁷ / ₁₆ "	70 ⁷ / ₈ "	29½"	TS5AES3672R	\$1314

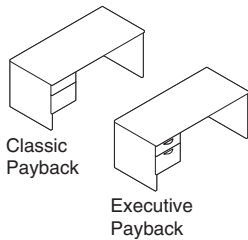
Right-Hand with 35⁷/₁₆" D Bow Front

30"	64 ¹⁵ / ₁₆ "	29½"	TS5AEW3666R	\$1314
-----	------------------------------------	------	--------------------	--------

Right-Hand with 41⁵/₁₆" D Bow Front

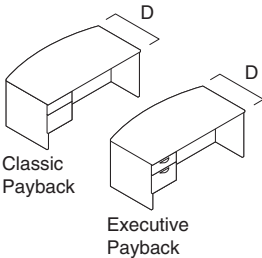
36"	70 ⁷ / ₈ "	29½"	TS5AEW4272R	\$1378
-----	----------------------------------	------	--------------------	--------

36"	82 ³ / ₄ "	29½"	TS5AEW4284R	\$1573
-----	----------------------------------	------	--------------------	--------



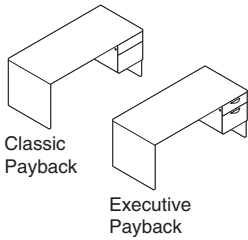
Classic Payback

Executive Payback



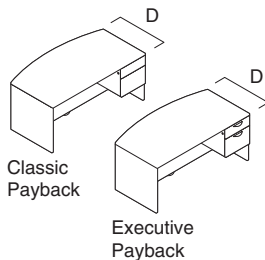
Classic Payback

Executive Payback



Classic Payback

Executive Payback



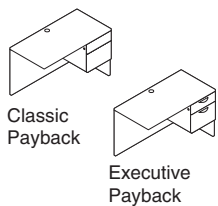
Classic Payback

Executive Payback

Tip: Clear-access end panel option is not available on bow-front desks.

Desk-Height Returns

SIN 711.2



Right-hand shown

Tip: Grain direction of back panel and end panel runs vertically.

Tip: Locks are located on the inside panel of the pedestal. Adding an additional under-worksurface component will prevent the pedestal from locking.

Tip: Field-installed, key-specific lock cylinders must be ordered separately.
▶ Page 577

Tip: Leveling glides are adjustable up to 3/4"H.

Tip: Plywood striping does not match laminate finishes. Plywood striping is offered in three finishes that complement some of the laminates.

Tip: Return with no pedestal must be specified with full width back panel.

Tip: The top drawer of the box/box/file pedestal does not lock.

Tip: Return with no pedestal must be specified with full width back panel.

Tip: Back panel pass-through is only available on unit-width back panel.

Tip: When specifying a flip-top power unit, grommet will be omitted.

Standard Includes	Required to Specify
<p>▶ Need help? See <i>Wood Caseloads and Tables Specification Guide</i> for product details.</p> <ul style="list-style-type: none"> Return with full-height back panel: worksurface laminate and vertical surfaces laminate 1"-thick worksurface edges with square edge profile on Classic Payback: high-impact plastic to match worksurface 1½"-thick worksurface edges with ribbed edge profile on Executive Payback: high-impact plastic to match work-surface Integral pull on Classic Payback drawers: 6000 Black plastic Waterfall pull on Executive Payback drawers: 7207 Black Drawer interiors: black laminate only Full-extension, heavy-duty ball-bearing drawer suspensions One box drawer and one file drawer in pedestal One pencil tray in box drawer: black plastic only File drawers to accommodate front-to-back filing of letter-size hanging file folders or side-to-side filing of legal-size hanging file folders Lock on pedestal, keyed randomly, FR series Grommet centered in back edge of worksurface: black plastic only Adjustable leveling glides Includes two attachment brackets Shipped fully assembled 	<ol style="list-style-type: none"> Style number Laminate color number for worksurface Vertical laminate color number for return Finish color number for lock Options, if selected (see below) <p>▶ See <i>Surface Materials</i>, page 292.</p>

Options	Price	Required to Specify
<p>Worksurface Edge Band Detail</p> <ul style="list-style-type: none"> Light plywood striping detail, square edge profile Medium plywood striping detail, square edge profile Dark plywood striping detail, square edge profile Flat square edge profile on Executive Payback only 	<p>No cost</p> <p>No cost</p> <p>No cost</p> <p>No cost</p>	<p>Specify with light plywood striping.</p> <p>Specify with medium plywood striping.</p> <p>Specify with dark plywood striping.</p> <p>Specify with flat square edge profile.</p>
<p>Pedestals</p> <ul style="list-style-type: none"> One file/file pedestal One box/box/file pedestal One storage slot/box/file pedestal No pedestal 	<p>+\$162</p> <p>+\$162</p> <p>+\$162</p> <p>-\$252</p>	<p>Specify with one file/file pedestal.</p> <p>Specify with one box/box/file pedestal.</p> <p>Specify with one storage slot/box/file pedestal.</p> <p>Specify with no pedestal.</p>
<p>Pulls</p> <ul style="list-style-type: none"> Integral pulls on Classic Payback only: 6699 Platinum Waterfall pulls on Executive Payback only: 4799 Platinum Payback handle pulls: 0835 Black Payback handle pulls: 4799 Platinum Ledge pulls: 7207 Black Ledge pulls: 4799 Platinum 	<p>No cost</p> <p>+\$ 6</p> <p>No cost</p> <p>+\$ 6</p> <p>+\$ 26</p> <p>+\$ 32</p>	<p>Specify with 6699 Platinum integral pulls.</p> <p>Specify with 4799 Platinum waterfall pulls.</p> <p>Specify with 0835 Black Payback handle pulls.</p> <p>Specify with 4799 Platinum Payback handle pulls.</p> <p>Specify with 7207 Black ledge pulls.</p> <p>Specify with 4799 Platinum ledge pulls.</p>
<p>Back Panel</p> <ul style="list-style-type: none"> Pedestal width back panel Unit width back panel with pass through grommet 	<p>No cost</p> <p>+\$ 35</p>	<p>Specify with pedestal width back panel.</p> <p>Specify with unit width back panel pass-through grommet.</p>
<p>Cable Management</p> <ul style="list-style-type: none"> Omit grommet Flip-up power unit 	<p>No cost</p> <p>+\$287</p>	<p>Specify with no grommet.</p> <p>Center: Specify with VPFC and color number.</p>
<p>Lock</p> <ul style="list-style-type: none"> Polished chrome Ember chrome 	<p>No cost</p> <p>No cost</p>	<p>Specify with 9201 Polished Chrome lock.</p> <p>Specify with 9250 Ember Chrome lock.</p>

Specification Information

Dimensions			Style Number	Base Price	Dimensions			Style Number	Base Price
D	W	H			D	W	H		

Classic Payback

Left-Hand

19 ¹ / ₁₆ "	35 ⁷ / ₈ "	29"	TS5AR2036L	\$617
19 ¹ / ₁₆ "	41 ⁵ / ₁₆ "	29"	TS5AR2042L	\$681
19 ¹ / ₁₆ "	47 ¹ / ₄ "	29"	TS5AR2048L	\$746
19 ¹ / ₁₆ "	53 ¹ / ₈ "	29"	TS5AR2054L	\$812
19 ¹ / ₁₆ "	59 ¹ / ₁₆ "	29"	TS5AR2060L	\$877
23 ⁵ / ₈ "	35 ⁷ / ₈ "	29"	TS5AR2436L	\$644
23 ⁵ / ₈ "	41 ⁵ / ₁₆ "	29"	TS5AR2442L	\$708
23 ⁵ / ₈ "	47 ¹ / ₄ "	29"	TS5AR2448L	\$774
23 ⁵ / ₈ "	53 ¹ / ₈ "	29"	TS5AR2454L	\$837
23 ⁵ / ₈ "	59 ¹ / ₁₆ "	29"	TS5AR2460L	\$904

Right-Hand

19 ¹ / ₁₆ "	35 ⁷ / ₈ "	29"	TS5AR2036R	\$617
19 ¹ / ₁₆ "	41 ⁵ / ₁₆ "	29"	TS5AR2042R	\$681
19 ¹ / ₁₆ "	47 ¹ / ₄ "	29"	TS5AR2048R	\$746
19 ¹ / ₁₆ "	53 ¹ / ₈ "	29"	TS5AR2054R	\$812
19 ¹ / ₁₆ "	59 ¹ / ₁₆ "	29"	TS5AR2060R	\$877
23 ⁵ / ₈ "	35 ⁷ / ₈ "	29"	TS5AR2436R	\$644
23 ⁵ / ₈ "	41 ⁵ / ₁₆ "	29"	TS5AR2442R	\$708
23 ⁵ / ₈ "	47 ¹ / ₄ "	29"	TS5AR2448R	\$774
23 ⁵ / ₈ "	53 ¹ / ₈ "	29"	TS5AR2454R	\$837
23 ⁵ / ₈ "	59 ¹ / ₁₆ "	29"	TS5AR2460R	\$904

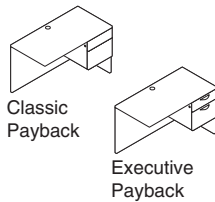
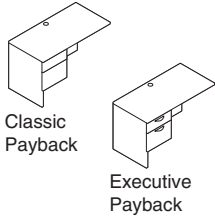
Executive Payback

Left-Hand

19 ¹ / ₁₆ "	35 ⁷ / ₁₆ "	29 ¹ / ₂ "	TS5AER2036L	\$ 755
19 ¹ / ₁₆ "	41 ⁵ / ₁₆ "	29 ¹ / ₂ "	TS5AER2042L	\$ 820
19 ¹ / ₁₆ "	47 ¹ / ₄ "	29 ¹ / ₂ "	TS5AER2048L	\$ 886
19 ¹ / ₁₆ "	53 ¹ / ₈ "	29 ¹ / ₂ "	TS5AER2054L	\$ 984
19 ¹ / ₁₆ "	59 ¹ / ₁₆ "	29 ¹ / ₂ "	TS5AER2060L	\$1048
23 ⁵ / ₈ "	35 ⁷ / ₁₆ "	29 ¹ / ₂ "	TS5AER2436L	\$ 814
23 ⁵ / ₈ "	41 ⁵ / ₁₆ "	29 ¹ / ₂ "	TS5AER2442L	\$ 879
23 ⁵ / ₈ "	47 ¹ / ₄ "	29 ¹ / ₂ "	TS5AER2448L	\$ 944
23 ⁵ / ₈ "	53 ¹ / ₈ "	29 ¹ / ₂ "	TS5AER2454L	\$1009
23 ⁵ / ₈ "	59 ¹ / ₁₆ "	29 ¹ / ₂ "	TS5AER2460L	\$1073

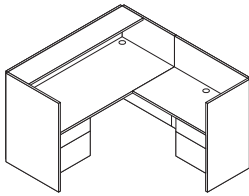
Right-Hand

19 ¹ / ₁₆ "	35 ⁷ / ₁₆ "	29 ¹ / ₂ "	TS5AER2036R	\$ 755
19 ¹ / ₁₆ "	41 ⁵ / ₁₆ "	29 ¹ / ₂ "	TS5AER2042R	\$ 820
19 ¹ / ₁₆ "	47 ¹ / ₄ "	29 ¹ / ₂ "	TS5AER2048R	\$ 886
19 ¹ / ₁₆ "	53 ¹ / ₈ "	29 ¹ / ₂ "	TS5AER2054R	\$ 984
19 ¹ / ₁₆ "	59 ¹ / ₁₆ "	29 ¹ / ₂ "	TS5AER2060R	\$1048
23 ⁵ / ₈ "	35 ⁷ / ₁₆ "	29 ¹ / ₂ "	TS5AER2436R	\$ 814
23 ⁵ / ₈ "	41 ⁵ / ₁₆ "	29 ¹ / ₂ "	TS5AER2442R	\$ 879
23 ⁵ / ₈ "	47 ¹ / ₄ "	29 ¹ / ₂ "	TS5AER2448R	\$ 944
23 ⁵ / ₈ "	53 ¹ / ₈ "	29 ¹ / ₂ "	TS5AER2454R	\$1009
23 ⁵ / ₈ "	59 ¹ / ₁₆ "	29 ¹ / ₂ "	TS5AER2460R	\$1073



Reception Desks and Returns

SIN 711.2



Tip: Above art is shown with TS5ARECDL and TS5ARECRF.

Tip: Wesko locks are not compatible with Steelcase FR series locks and keys.

Tip: Locks are located on the inside panel of the pedestal. Adding an additional under-worksurface component will prevent the pedestal from locking.

Tip: Field-installed, key-specific lock cylinders must be ordered separately. ▶ Page 577

Tip: Leveling glides are adjustable up to 3/4"H.

Tip: Plywood striping does not match laminate finishes. Plywood striping is offered in three finishes that complement some of the laminates.

Tip: The top drawer of the box/box/file pedestal does not lock.

Tip: Specify reception gallery tackboard **TS5ARTB66** for use with 64¹⁵/₁₆"W desks and desks and **TS5ARTB72** for use with 70⁷/₈"W desks.

Standard Includes	Required to Specify
<p>▶ Need help? See <i>Wood Casegoods and Tables Specification Guide</i> for product details.</p> <ul style="list-style-type: none"> • Reception desk and return with full-height back panel: worksurface laminate and vertical surfaces laminate • 1"-thick worksurface edges with square edge profile on Classic Payback: high-impact plastic to match worksurface • 1 1/2"-thick worksurface edges with ribbed edge profile on Executive Payback: high-impact plastic to match worksurface • Grommet centered in back edge of return worksurface and two grommets at each back corner of desk worksurface: black plastic only • Integral pull on Classic Payback drawers: 6000 Black plastic • Waterfall pull on Executive Payback drawers: 7207 Black • One pencil tray in box drawer: black plastic only • File drawers to accommodate front-to-back filing of letter-size hanging file folders or side-to-side filing of legal-size hanging file folders • Lock on pedestal, keyed randomly, FR series • Adjustable leveling glides • Returns include two attachment brackets • Shipped fully assembled 	<ol style="list-style-type: none"> 1 Style number 2 Laminate color number for worksurface 3 Vertical laminate color number for desk or return 4 Finish color number for lock 5 Options, if selected (see below) <p>▶ See <i>Surface Materials</i>, page 292.</p>

Options	Price	Required to Specify
<p>Worksurface Edge Band Detail</p> <ul style="list-style-type: none"> • Light plywood striping detail, square edge profile • Medium plywood striping detail, square edge profile • Dark plywood striping detail, square edge profile • Flat square edge profile on Executive Payback only 	<p>No cost</p> <p>No cost</p> <p>No cost</p> <p>No cost</p>	<p>Specify with light plywood striping.</p> <p>Specify with medium plywood striping.</p> <p>Specify with dark plywood striping.</p> <p>Specify with flat square edge profile.</p>
<p>Pedestals</p> <ul style="list-style-type: none"> • One file/file pedestal • One box/box/file pedestal • One storage slot/box/file pedestal 	<p>+\$162</p> <p>+\$162</p> <p>+\$162</p>	<p>Specify with one file/file pedestal.</p> <p>Specify with one box/box/file pedestal.</p> <p>Specify with one storage slot/box/file pedestal.</p>
<p>Pulls</p> <ul style="list-style-type: none"> • Integral pulls on Classic Payback only: 6699 Platinum • Waterfall pulls on Executive Payback only: 4799 Platinum • Payback handle pulls: 0835 Black • Payback handle pulls: 4799 Platinum • Ledge pulls: 7207 Black • Ledge pulls: 4799 Platinum 	<p>No cost</p> <p>+\$ 6</p> <p>No cost</p> <p>+\$ 6</p> <p>+\$ 26</p> <p>+\$ 32</p>	<p>Specify with 6699 Platinum integral pulls.</p> <p>Specify with 4799 Platinum waterfall pulls.</p> <p>Specify with 0835 Black Payback handle pulls.</p> <p>Specify with 4799 Platinum Payback handle pulls.</p> <p>Specify with 7207 Black ledge pulls.</p> <p>Specify with 4799 Platinum ledge pulls.</p>
<p>Transaction Top</p> <ul style="list-style-type: none"> • Bow-front transaction top 	<p>+\$ 97</p>	<p>Specify with bow-front transaction top.</p>
<p>Lock</p> <ul style="list-style-type: none"> • Polished chrome • Ember chrome 	<p>No cost</p> <p>No cost</p>	<p>Specify with 9201 Polished Chrome lock.</p> <p>Specify with 9250 Ember Chrome lock.</p>

Related Products • Reception gallery tackboards ▶ Page 216

SIN 711.2

Specification Information

Dimensions			Style	Base	Dimensions			Style	Base
D	W	H	Number	Price	D	W	H	Number	Price

Classic Payback

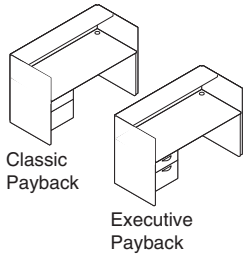
Left-Hand Reception Desk

19½"	64 ¹⁵ / ₁₆ "	43 ³ / ₁₆ "	TS5ARECD66L	\$1466
29½"	70 ⁷ / ₈ "	43 ³ / ₁₆ "	TS5ARECDL	\$1531

Executive Payback

Left-Hand Reception Desk

29½"	64 ¹⁵ / ₁₆ "	43 ⁵ / ₈ "	TS5AERD66L	\$1639
29½"	70 ⁷ / ₈ "	43 ⁵ / ₈ "	TS5AERD72L	\$1704

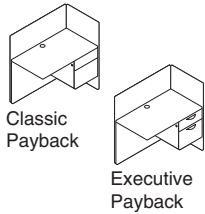


Right-Hand Reception Return

23 ⁵ / ₈ "	41 ⁵ / ₁₆ "	43 ³ / ₁₆ "	TS5ARECRR	\$1033
23 ⁵ / ₈ "	47¼"	43 ³ / ₁₆ "	TS5ARR48R	\$1099

Right-Hand Reception Return

23 ⁵ / ₈ "	41 ⁵ / ₁₆ "	43 ⁵ / ₈ "	TS5AERR42R	\$1205
23 ⁵ / ₈ "	47¼"	43 ⁵ / ₈ "	TS5AERR48R	\$1268

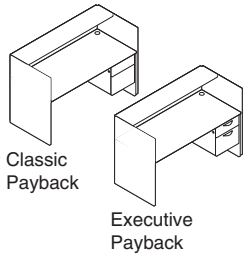


Right-Hand Reception Desk

29½"	64 ¹⁵ / ₁₆ "	43 ³ / ₁₆ "	TS5ARECD66R	\$1466
29½"	70 ⁷ / ₈ "	43 ³ / ₁₆ "	TS5ARECDR	\$1531

Right-Hand Reception Desk

29½"	64 ¹⁵ / ₁₆ "	43 ⁵ / ₈ "	TS5AERD66R	\$1639
29½"	70 ⁷ / ₈ "	43 ⁵ / ₈ "	TS5AERD72R	\$1704

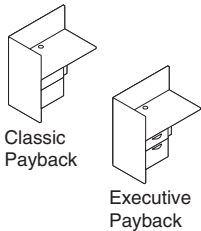


Left-Hand Reception Return

23 ⁵ / ₈ "	41 ⁵ / ₁₆ "	43 ³ / ₁₆ "	TS5ARECRL	\$1033
23 ⁵ / ₈ "	47¼"	43 ³ / ₁₆ "	TS5ARR48L	\$1099

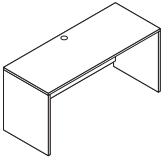
Left-Hand Reception Return

23 ⁵ / ₈ "	41 ⁵ / ₁₆ "	43 ⁵ / ₈ "	TS5AERR42L	\$1205
23 ⁵ / ₈ "	47¼"	43 ⁵ / ₈ "	TS5AERR48L	\$1268



Rectangular Desk Shells

SIN 711.2



Tip: End panels are non-handed and can be switched on site.

Tip: Grain direction of back panel runs horizontally. Grain direction of end panels runs vertically.

Tip: Leveling glides are adjustable up to 3/4"H.

Tip: Plywood striping does not match laminate finishes. Plywood striping is offered in three finishes that complement some of the laminates.

Tip: Full end panels are required for any stand-alone desk shell. When one or more clear-access end panels are used, the desk shell must be attached to an adjoining worksurface(s).

Tip: When specifying a flip-up power unit, grommet will be omitted.

Standard Includes	Required to Specify
-------------------	---------------------

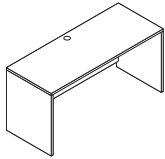
- ▶ Need help? See *Wood Casegoods and Tables Specification Guide* for product details.
- Desk with full-height back panel: worksurface laminate and vertical surfaces laminate
- 1"-thick worksurface edges with square edge profile on Classic Payback: high-impact plastic to match worksurface
- 1 1/2"-thick worksurface edges with ribbed edge profile on Executive Payback: high-impact plastic to match worksurface
- Two full end panels
- Clear-access panel on desk shells 76 3/4"W and wider
- One grommet centered in the back: black plastic only
- Adjustable leveling glides
- Includes two attachment brackets when specified with at least one clear-access end panel
- Shipped ready to assemble

- 1 Style number
 - 2 Laminate color number for worksurface
 - 3 Vertical laminate color number for shell
 - 4 Options, if selected (see below)
- ▶ See *Surface Materials*, page 292.

Options	Price	Required to Specify
Worksurface Edge Band Detail	<ul style="list-style-type: none"> • Light plywood striping detail, square edge profile No cost • Medium plywood striping detail, square edge profile No cost • Dark plywood striping detail, square edge profile No cost • Flat square edge profile on Executive Payback only No cost 	<p>Specify with <i>light plywood striping</i>.</p> <p>Specify with <i>medium plywood striping</i>.</p> <p>Specify with <i>dark plywood striping</i>.</p> <p>Specify with <i>flat square edge profile</i>.</p>
Back Panel	<ul style="list-style-type: none"> • 1/2-height back panel (14"H) No cost • 3/4-height back panel (20"H) No cost 	<p>Specify with <i>1/2-height back panel</i>.</p> <p>Specify with <i>3/4-height back panel</i>.</p>
End Panels	<ul style="list-style-type: none"> • One full end panel and one clear-access end panel No cost • Two clear-access end panels No cost 	<p>Specify with <i>one full end panel and one clear-access end panel</i>.</p> <p>Specify with <i>two clear-access end panels</i>.</p>
Cable Management	<ul style="list-style-type: none"> • Omit grommet No cost • Flip-up power unit +\$287 	<p>Specify with <i>no grommet</i>.</p> <p><i>Left:</i> Specify with <i>VPFL</i> and color number.</p> <p><i>Center:</i> Specify with <i>VPFC</i> and color number.</p> <p><i>Right:</i> Specify with <i>VPFR</i> and color number.</p>
Back Panel Pass Through	<ul style="list-style-type: none"> • Back panel pass through grommet +\$ 35 	<p>Specify with <i>back panel pass through grommet</i>.</p>
Related Products	<ul style="list-style-type: none"> • Center drawer 	<p>▶ Page 289</p>

Specification Information

Dimensions			Style Number	Price	Dimensions			Style Number	Price
D	W	H			D	W	H		
Classic Payback									
19 ¹ / ₁₆ "	29 ¹ / ₂ "	29"	TS5ARS2030	\$ 383	19 ¹ / ₁₆ "	29 ¹ / ₂ "	29 ¹ / ₂ "	TS5AERS2030	\$ 518
19 ¹ / ₁₆ "	35 ⁷ / ₁₆ "	29"	TS5ARS2036	\$ 409	19 ¹ / ₁₆ "	35 ⁷ / ₁₆ "	29 ¹ / ₂ "	TS5AERS2036	\$ 544
19 ¹ / ₁₆ "	41 ⁵ / ₁₆ "	29"	TS5ARS2042	\$ 434	19 ¹ / ₁₆ "	41 ⁵ / ₁₆ "	29 ¹ / ₂ "	TS5AERS2042	\$ 570
19 ¹ / ₁₆ "	47 ¹ / ₄ "	29"	TS5ARS2048	\$ 459	19 ¹ / ₁₆ "	47 ¹ / ₄ "	29 ¹ / ₂ "	TS5AERS2048	\$ 597
19 ¹ / ₁₆ "	53 ¹ / ₈ "	29"	TS5ARS2054	\$ 487	19 ¹ / ₁₆ "	53 ¹ / ₈ "	29 ¹ / ₂ "	TS5AERS2054	\$ 622
19 ¹ / ₁₆ "	59 ¹ / ₁₆ "	29"	TS5ARS2060	\$ 512	19 ¹ / ₁₆ "	59 ¹ / ₁₆ "	29 ¹ / ₂ "	TS5AERS2060	\$ 648
19 ¹ / ₁₆ "	64 ¹⁵ / ₁₆ "	29"	TS5ARS2066	\$ 538	19 ¹ / ₁₆ "	64 ¹⁵ / ₁₆ "	29 ¹ / ₂ "	TS5AERS2066	\$ 675
19 ¹ / ₁₆ "	70 ⁷ / ₈ "	29"	TS5ARS2072	\$ 563	19 ¹ / ₁₆ "	70 ⁷ / ₈ "	29 ¹ / ₂ "	TS5AERS2072	\$ 700
19 ¹ / ₁₆ "	76 ³ / ₄ "	29"	TS5ARS2078	\$ 604	19 ¹ / ₁₆ "	76 ³ / ₄ "	29 ¹ / ₂ "	TS5AERS2078	\$ 804
19 ¹ / ₁₆ "	82 ³ / ₄ "	29"	TS5ARS2084	\$ 732	19 ¹ / ₁₆ "	82 ³ / ₄ "	29 ¹ / ₂ "	TS5AERS2084	\$ 868
19 ¹ / ₁₆ "	94 ¹ / ₂ "	29"	TS5ARS2096	\$ 862	19 ¹ / ₁₆ "	94 ¹ / ₂ "	29 ¹ / ₂ "	TS5AERS2096	\$ 999
23 ⁵ / ₈ "	29 ¹ / ₂ "	29"	TS5ARS2430	\$ 414	23 ⁵ / ₈ "	29 ¹ / ₂ "	29 ¹ / ₂ "	TS5AERS2430	\$ 551
23 ⁵ / ₈ "	35 ⁷ / ₁₆ "	29"	TS5ARS2436	\$ 440	23 ⁵ / ₈ "	35 ⁷ / ₁₆ "	29 ¹ / ₂ "	TS5AERS2436	\$ 577
23 ⁵ / ₈ "	41 ⁵ / ₁₆ "	29"	TS5ARS2442	\$ 467	23 ⁵ / ₈ "	41 ⁵ / ₁₆ "	29 ¹ / ₂ "	TS5AERS2442	\$ 604
23 ⁵ / ₈ "	47 ¹ / ₄ "	29"	TS5ARS2448	\$ 492	23 ⁵ / ₈ "	47 ¹ / ₄ "	29 ¹ / ₂ "	TS5AERS2448	\$ 627
23 ⁵ / ₈ "	53 ¹ / ₈ "	29"	TS5ARS2454	\$ 518	23 ⁵ / ₈ "	53 ¹ / ₈ "	29 ¹ / ₂ "	TS5AERS2454	\$ 655
23 ⁵ / ₈ "	59 ¹ / ₁₆ "	29"	TS5ARS2460	\$ 544	23 ⁵ / ₈ "	59 ¹ / ₁₆ "	29 ¹ / ₂ "	TS5AERS2460	\$ 680
23 ⁵ / ₈ "	64 ¹⁵ / ₁₆ "	29"	TS5ARS2466	\$ 570	23 ⁵ / ₈ "	64 ¹⁵ / ₁₆ "	29 ¹ / ₂ "	TS5AERS2466	\$ 707
23 ⁵ / ₈ "	70 ⁷ / ₈ "	29"	TS5ARS2472	\$ 597	23 ⁵ / ₈ "	70 ⁷ / ₈ "	29 ¹ / ₂ "	TS5AERS2472	\$ 732
23 ⁵ / ₈ "	76 ³ / ₄ "	29"	TS5ARS2478	\$ 667	23 ⁵ / ₈ "	76 ³ / ₄ "	29 ¹ / ₂ "	TS5AERS2478	\$ 868
23 ⁵ / ₈ "	82 ³ / ₄ "	29"	TS5ARS2484	\$ 798	23 ⁵ / ₈ "	82 ³ / ₄ "	29 ¹ / ₂ "	TS5AERS2484	\$ 933
23 ⁵ / ₈ "	94 ¹ / ₂ "	29"	TS5ARS2496	\$ 927	23 ⁵ / ₈ "	94 ¹ / ₂ "	29 ¹ / ₂ "	TS5AERS2496	\$1063
29 ¹ / ₂ "	29 ¹ / ₂ "	29"	TS5ARS3030	\$ 454	29 ¹ / ₂ "	29 ¹ / ₂ "	29 ¹ / ₂ "	TS5AERS3030	\$ 591
29 ¹ / ₂ "	35 ⁷ / ₁₆ "	29"	TS5ARS3036	\$ 479	29 ¹ / ₂ "	35 ⁷ / ₁₆ "	29 ¹ / ₂ "	TS5AERS3036	\$ 616
29 ¹ / ₂ "	41 ⁵ / ₁₆ "	29"	TS5ARS3042	\$ 506	29 ¹ / ₂ "	41 ⁵ / ₁₆ "	29 ¹ / ₂ "	TS5AERS3042	\$ 643
29 ¹ / ₂ "	47 ¹ / ₄ "	29"	TS5ARS3048	\$ 531	29 ¹ / ₂ "	47 ¹ / ₄ "	29 ¹ / ₂ "	TS5AERS3048	\$ 667
29 ¹ / ₂ "	53 ¹ / ₈ "	29"	TS5ARS3054	\$ 557	29 ¹ / ₂ "	53 ¹ / ₈ "	29 ¹ / ₂ "	TS5AERS3054	\$ 694
29 ¹ / ₂ "	59 ¹ / ₁₆ "	29"	TS5ARS3060	\$ 584	29 ¹ / ₂ "	59 ¹ / ₁₆ "	29 ¹ / ₂ "	TS5AERS3060	\$ 720
29 ¹ / ₂ "	64 ¹⁵ / ₁₆ "	29"	TS5ARS3066	\$ 609	29 ¹ / ₂ "	64 ¹⁵ / ₁₆ "	29 ¹ / ₂ "	TS5AERS3066	\$ 745
29 ¹ / ₂ "	70 ⁷ / ₈ "	29"	TS5ARS3072	\$ 635	29 ¹ / ₂ "	70 ⁷ / ₈ "	29 ¹ / ₂ "	TS5AERS3072	\$ 773
29 ¹ / ₂ "	76 ³ / ₄ "	29"	TS5ARS3078	\$ 745	29 ¹ / ₂ "	76 ³ / ₄ "	29 ¹ / ₂ "	TS5AERS3078	\$ 946
29 ¹ / ₂ "	82 ³ / ₄ "	29"	TS5ARS3084	\$ 876	29 ¹ / ₂ "	82 ³ / ₄ "	29 ¹ / ₂ "	TS5AERS3084	\$1011
29 ¹ / ₂ "	94 ¹ / ₂ "	29"	TS5ARS3096	\$1006	29 ¹ / ₂ "	94 ¹ / ₂ "	29 ¹ / ₂ "	TS5AERS3096	\$1141
35 ⁷ / ₁₆ "	70 ⁷ / ₈ "	29"	TS5ARS3672	\$ 793	35 ⁷ / ₁₆ "	70 ⁷ / ₈ "	29 ¹ / ₂ "	TS5AERS3672	\$ 927

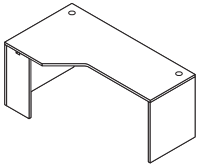


Tip: 76³/₄"W and wider desk shells are standard with a clear-access panel for support, to be positioned below grommet in worksurface. Clear-access panel has cutout for cable management.

Tip: 35⁷/₁₆"D rectangular desk shells do not have an overhang.

Extended Corner Desk Shells

SIN 711.2



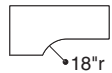
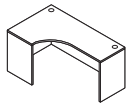
Tip: Grain direction of back panels runs horizontally. Grain direction of end panels runs vertically.

Tip: Leveling glides are adjustable up to 3/4"H.

Tip: Corner leg is standard on desk shells without bow front. Leg is not available on shells with bow fronts.

Tip: Plywood striping does not match laminate finishes. Plywood striping is offered in three finishes that complement some of the laminates.

Curvilinear-front option



Tip: When two clear-access end panels are used, the shell unit must be attached to adjoining worksurfaces.

Tip: When specifying a flip-up power unit, grommet(s) will be omitted.

Standard Includes	Required to Specify
-------------------	---------------------

- | Standard Includes | Required to Specify |
|---|---|
| <ul style="list-style-type: none"> ▶ Need help? See <i>Wood Casegoods and Tables Specification Guide</i> for product details. • Desk with full-height back panel and straight front: worksurface laminate and vertical surfaces laminate • 1"-thick worksurface edges with square edge profile on Classic Payback: high-impact plastic to match worksurface • 1 1/2"-thick worksurface edges with ribbed edge profile on Executive Payback: high-impact plastic to match worksurface • One full end panel and one clear-access panel on desk shells without bow front, one full end panel on desk shells with bow front • Corner leg on desk shells without bow front: paint price group 1 • Two grommets in back corners of worksurfaces without bow front, one grommet in worksurfaces with bow front: black plastic only • Adjustable leveling glides • Shipped ready to assemble | <ol style="list-style-type: none"> 1 Style number 2 Laminate color number for worksurface 3 Vertical laminate color number for shell 4 Paint color number for corner leg 5 Options, if selected (see below) <p>▶ See <i>Surface Materials</i>, page 292.</p> |

Options	Price	Required to Specify
---------	-------	---------------------

Options	Price	Required to Specify	
Surface Materials <ul style="list-style-type: none"> • Corner leg on desks without bow front • Paint price group 1 • Paint price group 2 	<ul style="list-style-type: none"> No cost +\$ 16 	<ul style="list-style-type: none"> Specify paint color number. Specify paint color number. 	
Worksurface Edge Band Detail <ul style="list-style-type: none"> • Light plywood striping detail, square edge profile • Medium plywood striping detail, square edge profile • Dark plywood striping detail, square edge profile • Flat square edge profile on Executive Payback only 	<ul style="list-style-type: none"> No cost No cost No cost No cost 	<ul style="list-style-type: none"> Specify with <i>light plywood striping</i>. Specify with <i>medium plywood striping</i>. Specify with <i>dark plywood striping</i>. Specify with <i>flat square edge profile</i>. 	
Worksurface Front <ul style="list-style-type: none"> • Curvilinear front 	<ul style="list-style-type: none"> No cost 	<ul style="list-style-type: none"> Specify with <i>curvilinear front</i>. 	
Back Panel <ul style="list-style-type: none"> • 3/4-height back panel (20"H) 	<ul style="list-style-type: none"> No cost 	<ul style="list-style-type: none"> Specify with <i>3/4-height back panel</i>. 	
	Desks with bow front <ul style="list-style-type: none"> • 1/2-height back panel (14"H) 	<ul style="list-style-type: none"> No cost 	<ul style="list-style-type: none"> Specify with <i>1/2-height back panel</i>.
End Panels <ul style="list-style-type: none"> • Desks without bow front • Two clear-access end panels • Two full end panels 	<ul style="list-style-type: none"> No cost No cost 	<ul style="list-style-type: none"> Specify with <i>two clear-access end panels</i>. Specify with <i>two full end panels</i>. 	
Cable Management <ul style="list-style-type: none"> • Omit grommet • Flip-up power unit 	<ul style="list-style-type: none"> No cost +\$287 	<ul style="list-style-type: none"> Specify with <i>no grommet</i>. Left: Specify with <i>VPFL</i> and color number. Center: Specify with <i>VPFC</i> and color number. Right: Specify with <i>VPFR</i> and color number. 	
Related Products <ul style="list-style-type: none"> • Retractable keyboard shelf 		<ul style="list-style-type: none"> ▶ Page 289 	

Specification Information

Dimensions					Style Number	Base Price	H	Style Number	Base Price
A	B	C	D	H					

Classic Payback

Left-Hand

19 ¹¹ / ₁₆ "	19 ¹¹ / ₁₆ "	59 ¹ / ₁₆ "	35 ⁷ / ₁₆ "	29"	TS5ACE2060L	\$ 847
19 ¹¹ / ₁₆ "	19 ¹¹ / ₁₆ "	64 ¹⁵ / ₁₆ "	35 ⁷ / ₁₆ "	29"	TS5ACE2066L	\$ 879
19 ¹¹ / ₁₆ "	19 ¹¹ / ₁₆ "	70 ⁷ / ₈ "	35 ⁷ / ₁₆ "	29"	TS5ACE2072L	\$ 911
23 ⁵ / ₈ "	23 ⁵ / ₈ "	59 ¹ / ₁₆ "	35 ⁷ / ₁₆ "	29"	TS5ACE2460L	\$ 872
23 ⁵ / ₈ "	23 ⁵ / ₈ "	64 ¹⁵ / ₁₆ "	35 ⁷ / ₁₆ "	29"	TS5ACE2466L	\$ 905
23 ⁵ / ₈ "	23 ⁵ / ₈ "	70 ⁷ / ₈ "	35 ⁷ / ₁₆ "	29"	TS5ACE2472L	\$ 937

Left-Hand with Bow Front

29 ¹ / ₂ "	19 ¹¹ / ₁₆ "	64 ¹⁵ / ₁₆ "	41 ⁵ / ₁₆ "	29"	TS5ACB2066L	\$1143
29 ¹ / ₂ "	19 ¹¹ / ₁₆ "	70 ⁷ / ₈ "	41 ⁵ / ₁₆ "	29"	TS5ACB2072L	\$1209
29 ¹ / ₂ "	19 ¹¹ / ₁₆ "	76 ³ / ₄ "	41 ⁵ / ₁₆ "	29"	TS5ACB2078L	\$1306
29 ¹ / ₂ "	23 ⁵ / ₈ "	64 ¹⁵ / ₁₆ "	41 ⁵ / ₁₆ "	29"	TS5ACB2466L	\$1209
29 ¹ / ₂ "	23 ⁵ / ₈ "	70 ⁷ / ₈ "	41 ⁵ / ₁₆ "	29"	TS5ACB2472L	\$1273
29 ¹ / ₂ "	23 ⁵ / ₈ "	76 ³ / ₄ "	41 ⁵ / ₁₆ "	29"	TS5ACB2478L	\$1403

Right-Hand

19 ¹¹ / ₁₆ "	19 ¹¹ / ₁₆ "	35 ⁷ / ₁₆ "	59 ¹ / ₁₆ "	29"	TS5ACE2060R	\$ 847
19 ¹¹ / ₁₆ "	19 ¹¹ / ₁₆ "	35 ⁷ / ₁₆ "	64 ¹⁵ / ₁₆ "	29"	TS5ACE2066R	\$ 879
19 ¹¹ / ₁₆ "	19 ¹¹ / ₁₆ "	35 ⁷ / ₁₆ "	70 ⁷ / ₈ "	29"	TS5ACE2072R	\$ 911
23 ⁵ / ₈ "	23 ⁵ / ₈ "	35 ⁷ / ₁₆ "	59 ¹ / ₁₆ "	29"	TS5ACE2460R	\$ 872
23 ⁵ / ₈ "	23 ⁵ / ₈ "	35 ⁷ / ₁₆ "	64 ¹⁵ / ₁₆ "	29"	TS5ACE2466R	\$ 905
23 ⁵ / ₈ "	23 ⁵ / ₈ "	35 ⁷ / ₁₆ "	70 ⁷ / ₈ "	29"	TS5ACE2472R	\$ 937

Right-Hand with Bow Front

19 ¹¹ / ₁₆ "	29 ¹ / ₂ "	41 ⁵ / ₁₆ "	64 ¹⁵ / ₁₆ "	29"	TS5ACB2066R	\$1143
19 ¹¹ / ₁₆ "	29 ¹ / ₂ "	41 ⁵ / ₁₆ "	70 ⁷ / ₈ "	29"	TS5ACB2072R	\$1209
19 ¹¹ / ₁₆ "	29 ¹ / ₂ "	41 ⁵ / ₁₆ "	76 ³ / ₄ "	29"	TS5ACB2078R	\$1306
23 ⁵ / ₈ "	29 ¹ / ₂ "	41 ⁵ / ₁₆ "	64 ¹⁵ / ₁₆ "	29"	TS5ACB2466R	\$1209
23 ⁵ / ₈ "	29 ¹ / ₂ "	41 ⁵ / ₁₆ "	70 ⁷ / ₈ "	29"	TS5ACB2472R	\$1273
23 ⁵ / ₈ "	29 ¹ / ₂ "	41 ⁵ / ₁₆ "	76 ³ / ₄ "	29"	TS5ACB2478R	\$1403

Executive Payback

Left-Hand

29 ¹ / ₂ "	TS5AEE2060L	\$ 983
29 ¹ / ₂ "	TS5AEE2066L	\$1016
29 ¹ / ₂ "	TS5AEE2072L	\$1047
29 ¹ / ₂ "	TS5AEE2460L	\$1009
29 ¹ / ₂ "	TS5AEE2466L	\$1040
29 ¹ / ₂ "	TS5AEE2472L	\$1073

Left-Hand with Bow Front

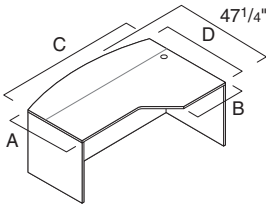
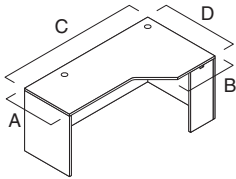
29 ¹ / ₂ "	TS5AEB2066L	\$1338
29 ¹ / ₂ "	TS5AEB2072L	\$1403
29 ¹ / ₂ "	TS5AEB2078L	\$1499
29 ¹ / ₂ "	TS5AEB2466L	\$1403
29 ¹ / ₂ "	TS5AEB2472L	\$1468
29 ¹ / ₂ "	TS5AEB2478L	\$1598

Right-Hand

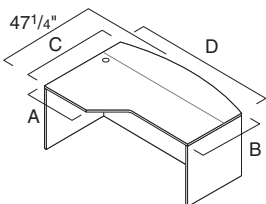
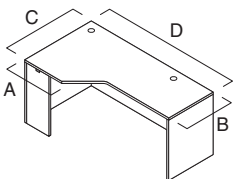
29 ¹ / ₂ "	TS5AEE2060R	\$ 983
29 ¹ / ₂ "	TS5AEE2066R	\$1016
29 ¹ / ₂ "	TS5AEE2072R	\$1047
29 ¹ / ₂ "	TS5AEE2460R	\$1009
29 ¹ / ₂ "	TS5AEE2466R	\$1040
29 ¹ / ₂ "	TS5AEE2472R	\$1073

Right-Hand with Bow Front

29 ¹ / ₂ "	TS5AEB2066R	\$1338
29 ¹ / ₂ "	TS5AEB2072R	\$1403
29 ¹ / ₂ "	TS5AEB2078R	\$1499
29 ¹ / ₂ "	TS5AEB2466R	\$1403
29 ¹ / ₂ "	TS5AEB2472R	\$1468
29 ¹ / ₂ "	TS5AEB2478R	\$1598



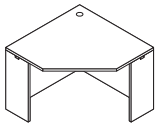
Tip: Back panel is inset 13³/₄" from front edge of bow front.



Tip: Back panel is inset 13³/₄" from front edge of bow front.

Corner Desk Shells

SIN 711.2

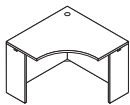


Tip: Grain direction of back panels runs horizontally. Grain direction of end panels runs vertically.

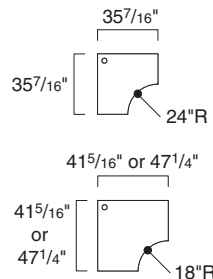
Tip: Leveling glides are adjustable up to 3/4"H.

Tip: Plywood striping does not match laminate finishes. Plywood striping is offered in three finishes that complement some of the laminates.

Curvilinear-front option



Tip: When specifying a flip-up power unit, grommet will be omitted.



Standard Includes	Required to Specify
<p>► Need help? See <i>Wood Casegoods and Tables Specification Guide</i> for product details.</p> <ul style="list-style-type: none"> • Corner worksurface with full-height back panel and straight front: worksurface laminate and vertical surfaces laminate • 1"-thick worksurface edges with square edge profile on Classic Payback: high-impact plastic to match worksurface • 1 1/2"-thick worksurface edges with ribbed edge profile on Executive Payback: high-impact plastic to match worksurface • Corner leg: paint price group 1 • Grommet centered in back corner of worksurface: black plastic only • Two clear-access panels • Adjustable leveling glides • Shipped ready to assemble 	<ol style="list-style-type: none"> 1 Style number 2 Laminate color number for worksurface 3 Vertical laminate color number for corner desk shell 4 Paint color number for corner leg 5 Options, if selected (see below) <p>► See <i>Surface Materials</i>, page 292.</p>

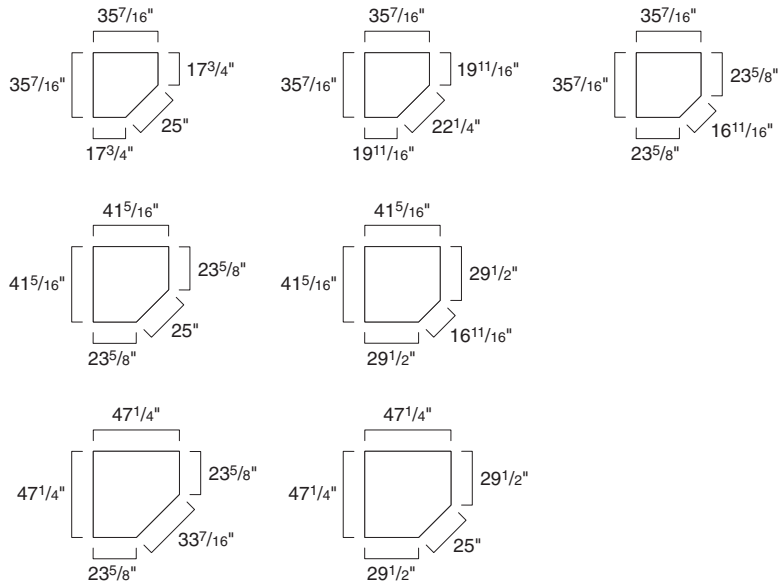
Options	Price	Required to Specify
<p>Surface Materials</p> <ul style="list-style-type: none"> • Corner leg • Paint price group 1 • Paint price group 2 	<p>No cost</p> <p>+\$ 16</p>	<p>Specify paint color number.</p> <p>Specify paint color number.</p>
<p>Worksurface Edge Band Detail</p> <ul style="list-style-type: none"> • Light plywood striping detail, square edge profile • Medium plywood striping detail, square edge profile • Dark plywood striping detail, square edge profile • Flat square edge profile on Executive Payback only 	<p>No cost</p> <p>No cost</p> <p>No cost</p> <p>No cost</p>	<p>Specify with <i>light plywood striping</i>.</p> <p>Specify with <i>medium plywood striping</i>.</p> <p>Specify with <i>dark plywood striping</i>.</p> <p>Specify with <i>flat square edge profile</i>.</p>
<p>Worksurface Front</p> <ul style="list-style-type: none"> • Curvilinear front 	<p>No cost</p>	<p>Specify with <i>curvilinear front</i>.</p>
<p>Back Panel</p> <ul style="list-style-type: none"> • 3/4-height back panel (20"H) 	<p>No cost</p>	<p>Specify with <i>3/4-height back panel</i>.</p>
<p>Cable Management</p> <ul style="list-style-type: none"> • Omit grommet • Flip-up power unit 	<p>No cost</p> <p>+\$287</p>	<p>Specify with <i>no grommet</i>.</p> <p>Center: Specify with <i>VPFC</i> and color number.</p>
<p>Related Products</p> <ul style="list-style-type: none"> • Rectangular desk shells • Notched desk shells • Retractable keyboard shelf 		<p>► Page 206</p> <p>► Page 212</p> <p>► Page 289</p>

SIN 711.2

Specification Information

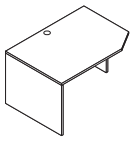
Dimensions			Style Number	Base Price
D	W	H		
Classic Payback				
17 ³ / ₄ "	35 ⁷ / ₁₆ "	29"	TS5AS1836	\$617
19 ¹¹ / ₁₆ "	35 ⁷ / ₁₆ "	29"	TS5AS2036	\$644
23 ⁵ / ₈ "	35 ⁷ / ₁₆ "	29"	TS5AS2436	\$668
23 ⁵ / ₈ "	41 ⁵ / ₁₆ "	29"	TS5AS2442	\$697
23 ⁵ / ₈ "	47 ¹ / ₄ "	29"	TS5AS2448	\$721
29 ¹ / ₂ "	41 ⁵ / ₁₆ "	29"	TS5AS3042	\$746
29 ¹ / ₂ "	47 ¹ / ₄ "	29"	TS5AS3048	\$799

Dimensions			Style Number	Base Price
D	W	H		
Executive Payback				
17 ³ / ₄ "	35 ⁷ / ₁₆ "	29 ¹ / ₂ "	TS5AECR1836	\$754
19 ¹¹ / ₁₆ "	35 ⁷ / ₁₆ "	29 ¹ / ₂ "	TS5AECR2036	\$780
23 ⁵ / ₈ "	35 ⁷ / ₁₆ "	29 ¹ / ₂ "	TS5AECR2436	\$806
23 ⁵ / ₈ "	41 ⁵ / ₁₆ "	29 ¹ / ₂ "	TS5AECR2442	\$831
23 ⁵ / ₈ "	47 ¹ / ₄ "	29 ¹ / ₂ "	TS5AECR2448	\$857
29 ¹ / ₂ "	41 ⁵ / ₁₆ "	29 ¹ / ₂ "	TS5AECR3042	\$884
29 ¹ / ₂ "	47 ¹ / ₄ "	29 ¹ / ₂ "	TS5AECR3048	\$934



Notched Desk Shells

SIN 711.2



Straight, notch right

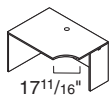
Tip: Grain direction of back panel runs horizontally. Grain direction of end panels runs vertically.

Tip: When a clear-access end panel is used, the shell must be attached to an adjoining worksurface.

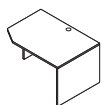
Tip: Leveling glides are adjustable up to 3/4"H.

Tip: Plywood striping does not match laminate finishes. Plywood striping is offered in three finishes that complement some of the laminates.

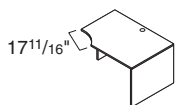
Notch Options



Curvilinear, notch right



Straight, notch left



Curvilinear, notch left

Tip: If the curvilinear, notch right or left option is specified, the notch is 17¹¹/₁₆".

Tip: The width of a pedestal will not fit fully under a 30" notched desk shell with a curvilinear front.

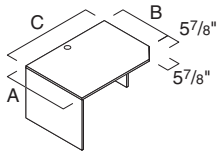
Standard Includes	Required to Specify
<ul style="list-style-type: none"> ▶ Need help? See <i>Wood Casegoods and Tables Specification Guide</i> for product details. • Desk with full-height back panel and corner keyboard straight, notch on right: worksurface laminate and vertical surfaces laminate • 1"-thick worksurface edges with square edge profile on Classic Payback: high-impact plastic to match worksurface • 1½"-thick worksurface edges with ribbed edge profile on Executive Payback: high-impact plastic to match worksurface • One full end panel and one clear-access panel • One grommet centered in the back: black plastic only • Adjustable leveling glides • Includes two attachment brackets • Shipped ready to assemble 	<ul style="list-style-type: none"> 1 Style number 2 Laminate color number for worksurface 3 Vertical laminate color for shell 4 Options, if selected (see below) ▶ See <i>Surface Materials</i>, page 292.

Options	Price	Required to Specify
Worksurface Edge Band Detail <ul style="list-style-type: none"> • Light plywood striping detail, square edge profile • Medium plywood striping detail, square edge profile • Dark plywood striping detail, square edge profile • Flat square edge profile on Executive Payback only 	<ul style="list-style-type: none"> No cost No cost No cost No cost 	<ul style="list-style-type: none"> Specify with <i>light plywood striping</i>. Specify with <i>medium plywood striping</i>. Specify with <i>dark plywood striping</i>. Specify with <i>flat square edge profile</i>.
Notch <ul style="list-style-type: none"> • Corner keyboard curvilinear, notch on right • Corner keyboard straight, notch on left • Corner keyboard curvilinear, notch on left 	<ul style="list-style-type: none"> No cost No cost No cost 	<ul style="list-style-type: none"> Specify with <i>curvilinear, notch right</i>. Specify with <i>straight, notch left</i>. Specify with <i>curvilinear, notch left</i>.
Back Panel <ul style="list-style-type: none"> • ½-height back panel (14"H) • ¾-height back panel (20"H) 	<ul style="list-style-type: none"> No cost No cost 	<ul style="list-style-type: none"> Specify with <i>½-height back panel</i>. Specify with <i>¾-height back panel</i>.
Clear-Access End Panels <ul style="list-style-type: none"> • Two clear-access end panels 	<ul style="list-style-type: none"> No cost 	<ul style="list-style-type: none"> Specify with <i>two clear-access end panels</i>.
Grommet <ul style="list-style-type: none"> • Omit grommet 	<ul style="list-style-type: none"> No cost 	<ul style="list-style-type: none"> Specify with <i>no grommet</i>.

Related Products • Corner desk shells ▶ Page 210

SIN 711.2

Specification Information



Dimensions				Style Number	Price
A	B	C	H		

H	Style Number	Price
---	--------------	-------

Classic Payback

23 ⁵ / ₈ "	17 ³ / ₄ "	29 ¹ / ₂ "	29"	TS5ARN2430	\$ 440
23 ⁵ / ₈ "	17 ³ / ₄ "	35 ⁷ / ₁₆ "	29"	TS5ARN2436	\$ 467
23 ⁵ / ₈ "	17 ³ / ₄ "	41 ⁵ / ₁₆ "	29"	TS5ARN2442	\$ 492
23 ⁵ / ₈ "	17 ³ / ₄ "	47 ¹ / ₄ "	29"	TS5ARN2448	\$ 518
23 ⁵ / ₈ "	17 ³ / ₄ "	53 ¹ / ₈ "	29"	TS5ARN2454	\$ 544
23 ⁵ / ₈ "	17 ³ / ₄ "	59 ¹ / ₁₆ "	29"	TS5ARN2460	\$ 570
23 ⁵ / ₈ "	17 ³ / ₄ "	64 ¹⁵ / ₁₆ "	29"	TS5ARN2466	\$ 597
23 ⁵ / ₈ "	17 ³ / ₄ "	70 ⁷ / ₈ "	29"	TS5ARN2472	\$ 622
23 ⁵ / ₈ "	17 ³ / ₄ "	76 ³ / ₄ "	29"	TS5ARN2478	\$ 707
23 ⁵ / ₈ "	17 ³ / ₄ "	82 ³ / ₄ "	29"	TS5ARN2484	\$ 862
23 ⁵ / ₈ "	17 ³ / ₄ "	94 ¹ / ₂ "	29"	TS5ARN2496	\$ 992
29 ¹ / ₂ "	23 ⁵ / ₈ "	29 ¹ / ₂ "	29"	TS5ARN3030	\$ 479
29 ¹ / ₂ "	23 ⁵ / ₈ "	35 ⁷ / ₁₆ "	29"	TS5ARN3036	\$ 506
29 ¹ / ₂ "	23 ⁵ / ₈ "	41 ⁵ / ₁₆ "	29"	TS5ARN3042	\$ 531
29 ¹ / ₂ "	23 ⁵ / ₈ "	47 ¹ / ₄ "	29"	TS5ARN3048	\$ 557
29 ¹ / ₂ "	23 ⁵ / ₈ "	53 ¹ / ₈ "	29"	TS5ARN3054	\$ 584
29 ¹ / ₂ "	23 ⁵ / ₈ "	59 ¹ / ₁₆ "	29"	TS5ARN3060	\$ 609
29 ¹ / ₂ "	23 ⁵ / ₈ "	64 ¹⁵ / ₁₆ "	29"	TS5ARN3066	\$ 635
29 ¹ / ₂ "	23 ⁵ / ₈ "	70 ⁷ / ₈ "	29"	TS5ARN3072	\$ 661
29 ¹ / ₂ "	23 ⁵ / ₈ "	76 ³ / ₄ "	29"	TS5ARN3078	\$ 784
29 ¹ / ₂ "	23 ⁵ / ₈ "	82 ³ / ₄ "	29"	TS5ARN3084	\$ 940
29 ¹ / ₂ "	23 ⁵ / ₈ "	94 ¹ / ₂ "	29"	TS5ARN3096	\$1070

Executive Payback

29 ¹ / ₂ "	TS5AEN2430	\$ 577
29 ¹ / ₂ "	TS5AEN2436	\$ 604
29 ¹ / ₂ "	TS5AEN2442	\$ 627
29 ¹ / ₂ "	TS5AEN2448	\$ 655
29 ¹ / ₂ "	TS5AEN2454	\$ 680
29 ¹ / ₂ "	TS5AEN2460	\$ 707
29 ¹ / ₂ "	TS5AEN2466	\$ 732
29 ¹ / ₂ "	TS5AEN2472	\$ 758
29 ¹ / ₂ "	TS5AEN2478	\$ 909
29 ¹ / ₂ "	TS5AEN2484	\$ 999
29 ¹ / ₂ "	TS5AEN2496	\$1128
29 ¹ / ₂ "	TS5AEN3030	\$ 616
29 ¹ / ₂ "	TS5AEN3036	\$ 643
29 ¹ / ₂ "	TS5AEN3042	\$ 667
29 ¹ / ₂ "	TS5AEN3048	\$ 694
29 ¹ / ₂ "	TS5AEN3054	\$ 720
29 ¹ / ₂ "	TS5AEN3060	\$ 745
29 ¹ / ₂ "	TS5AEN3066	\$ 773
29 ¹ / ₂ "	TS5AEN3072	\$ 798
29 ¹ / ₂ "	TS5AEN3078	\$ 986
29 ¹ / ₂ "	TS5AEN3084	\$1076
29 ¹ / ₂ "	TS5AEN3096	\$1207

Jetty Desk Shells

SIN 711.2

Standard Includes		Required to Specify
<ul style="list-style-type: none"> ▶ Need help? See <i>Wood Casegoods and Tables Specification Guide</i> for product details. 	<ul style="list-style-type: none"> Jetty top with full-height end panel and ¾-height back panel and straight front: worksurface laminate and vertical surfaces laminate 1"-thick worksurface edges with square edge profile on Classic Payback: high-impact plastic to match worksurface 1½"-thick worksurface edges with ribbed edge profile on Executive Payback: high-impact plastic to match worksurface Column leg (6" diameter): paint price group 1 Grommet: black plastic only Adjustable leveling glides Shipped ready to assemble 	<ol style="list-style-type: none"> Style number Laminate color number for worksurface Vertical laminate color number for shell Paint color number for column leg Options, if selected (see below) <p>▶ See <i>Surface Materials</i>, page 292.</p>

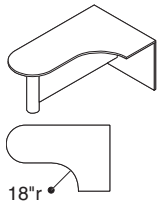
Tip: Leveling glides are adjustable up to ¾"H.

Options	Price	Required to Specify
Surface Materials <ul style="list-style-type: none"> Paint price group 1 Paint price group 2 	No cost +\$ 16	Specify paint color number. Specify paint color number.
Worksurface Edge Band Detail <ul style="list-style-type: none"> Light plywood striping detail, square edge profile Medium plywood striping detail, square edge profile Dark plywood striping detail, square edge profile Flat square edge profile on Executive Payback only 	No cost No cost No cost No cost	Specify with <i>light plywood striping</i> . Specify with <i>medium plywood striping</i> . Specify with <i>dark plywood striping</i> . Specify with <i>flat square edge profile</i> .
Worksurface Front <ul style="list-style-type: none"> Curvilinear front 	No cost	Specify with <i>curvilinear front</i> .
Cable Management <ul style="list-style-type: none"> Omit grommet Flip-up power unit 	No cost +\$287	Specify with <i>no grommet</i> . Center: Specify with <i>VPFC and color number</i> .

Tip: Plywood striping does not match laminate finishes. Plywood striping is offered in three finishes that complement some of the laminates.

Tip: When specifying a flip-up power unit, grommet will be omitted.

Curvilinear-front option



Specification Information									
Dimensions					Style Number	Base Price	H	Style Number	Base Price
A	B	C	D	H					

Classic Payback

Left-Hand

23 ⁵ / ₈ "	23 ⁵ / ₈ "	64 ¹⁵ / ₁₆ "	41 ³ / ₈ "	29"	TS5AJC2466L	\$1209
23 ⁵ / ₈ "	23 ⁵ / ₈ "	70 ⁷ / ₈ "	41 ³ / ₈ "	29"	TS5AJC2472L	\$1273
23 ⁵ / ₈ "	23 ⁵ / ₈ "	76 ³ / ₄ "	41 ³ / ₈ "	29"	TS5AJC2478L	\$1403

Right-Hand

23 ⁵ / ₈ "	23 ⁵ / ₈ "	64 ¹⁵ / ₁₆ "	41 ³ / ₈ "	29"	TS5AJC2466R	\$1209
23 ⁵ / ₈ "	23 ⁵ / ₈ "	70 ⁷ / ₈ "	41 ³ / ₈ "	29"	TS5AJC2472R	\$1273
23 ⁵ / ₈ "	23 ⁵ / ₈ "	76 ³ / ₄ "	41 ³ / ₈ "	29"	TS5AJC2478R	\$1403

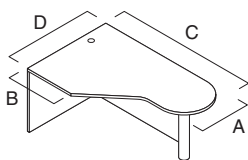
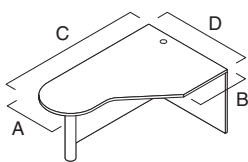
Executive Payback

Left-Hand

29½"	TS5AEJ2466L	\$1403
29½"	TS5AEJ2472L	\$1468
29½"	TS5AEJ2478L	\$1598

Right-Hand

29½"	TS5AEJ2466R	\$1403
29½"	TS5AEJ2472R	\$1468
29½"	TS5AEJ2478R	\$1598



Reception Galleries

SIN 711.2

Standard Includes		Required to Specify
<ul style="list-style-type: none"> ▶ Need help? See <i>Wood Casegoods and Tables Specification Guide</i> for product details. 	<ul style="list-style-type: none"> • Gallery: top laminate and vertical surfaces laminate • 1"-thick top edges with square edge profile on Classic Payback: high-impact plastic to match top • 1½"-thick top edges with ribbed edge profile on Executive Payback: high-impact plastic to match top • Attachment hardware • Shipped ready to assemble 	<ol style="list-style-type: none"> 1 Style number 2 Laminate color number for top 3 Vertical laminate color number for shell 4 Options, if selected (see below) <ul style="list-style-type: none"> ▶ See <i>Surface Materials</i>, page 292.

Tip: Plywood striping does not match laminate finishes. Plywood striping is offered in three finishes that complement some of the laminates.

Tip: Grain direction of back panel runs horizontally. Grain direction of end panels run vertically.

Options	Price	Required to Specify
Top Edge Band Detail		
• Light plywood striping detail, square edge profile	No cost	Specify with <i>light plywood striping</i> .
• Medium plywood striping detail, square edge profile	No cost	Specify with <i>medium plywood striping</i> .
• Dark plywood striping detail, square edge profile	No cost	Specify with <i>dark plywood striping</i> .
• Flat square edge profile on Executive Payback only	No cost	Specify with <i>flat square edge profile</i> .

Related Products	
<ul style="list-style-type: none"> • Double-pedestal desk • Single-pedestal desk • Rectangular desk shells • Extended corner desk shells • Corner desk shells • Notched desk shells • Reception gallery tackboards 	<ul style="list-style-type: none"> ▶ Page 198 ▶ Page 200 ▶ Page 206 ▶ Page 208 ▶ Page 210 ▶ Page 212 ▶ Page 216

Specification Information									
Dimensions			Style	Price	Dimensions			Style	Price
D	W	H	Number		D	W	H	Number	

Classic Payback

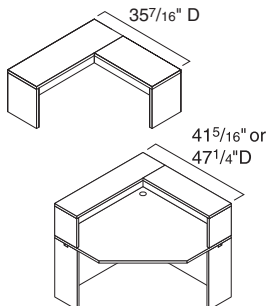
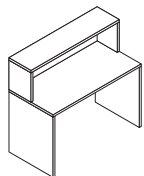
Reception Galleries					
11 ¹³ / ₁₆ "	29 ¹ / ₂ "	14 ³ / ₄ "	TS5ARG30	\$383	
11 ¹³ / ₁₆ "	35 ⁵ / ₁₆ "	14 ³ / ₄ "	TS5ARG36	\$409	
11 ¹³ / ₁₆ "	41 ⁵ / ₁₆ "	14 ³ / ₄ "	TS5ARG42	\$435	
11 ¹³ / ₁₆ "	47 ¹ / ₄ "	14 ³ / ₄ "	TS5ARG48	\$459	
11 ¹³ / ₁₆ "	53 ¹ / ₈ "	14 ³ / ₄ "	TS5ARG54	\$488	
11 ¹³ / ₁₆ "	59 ¹ / ₁₆ "	14 ³ / ₄ "	TS5ARG60	\$512	
11 ¹³ / ₁₆ "	64 ¹⁵ / ₁₆ "	14 ³ / ₄ "	TS5ARG66	\$538	
11 ¹³ / ₁₆ "	70 ⁷ / ₈ "	14 ³ / ₄ "	TS5ARG72	\$564	
11 ¹³ / ₁₆ "	76 ³ / ₄ "	14 ³ / ₄ "	TS5ARG78	\$604	
11 ¹³ / ₁₆ "	82 ¹¹ / ₁₆ "	14 ³ / ₄ "	TS5ARG84	\$667	
11 ¹³ / ₁₆ "	94 ¹ / ₂ "	14 ³ / ₄ "	TS5ARG96	\$732	

Corner Reception Galleries					
35 ⁷ / ₁₆ "	35 ⁷ / ₁₆ "	14 ³ / ₄ "	TS5ARG3636	\$818	
41 ⁵ / ₁₆ "	41 ⁵ / ₁₆ "	14 ³ / ₄ "	TS5ARG4242	\$868	
47 ¹ / ₄ "	47 ¹ / ₄ "	14 ³ / ₄ "	TS5ARG4848	\$921	

Executive Payback

Reception Galleries					
11 ¹³ / ₁₆ "	29 ¹ / ₂ "	15 ¹ / ₄ "	TS5AERG30	\$ 518	
11 ¹³ / ₁₆ "	35 ⁵ / ₁₆ "	15 ¹ / ₄ "	TS5AERG36	\$ 544	
11 ¹³ / ₁₆ "	41 ⁵ / ₁₆ "	15 ¹ / ₄ "	TS5AERG42	\$ 571	
11 ¹³ / ₁₆ "	47 ¹ / ₄ "	15 ¹ / ₄ "	TS5AERG48	\$ 597	
11 ¹³ / ₁₆ "	53 ¹ / ₈ "	15 ¹ / ₄ "	TS5AERG54	\$ 623	
11 ¹³ / ₁₆ "	59 ¹ / ₁₆ "	15 ¹ / ₄ "	TS5AERG60	\$ 648	
11 ¹³ / ₁₆ "	64 ¹⁵ / ₁₆ "	15 ¹ / ₄ "	TS5AERG66	\$ 675	
11 ¹³ / ₁₆ "	70 ⁷ / ₈ "	15 ¹ / ₄ "	TS5AERG72	\$ 701	
11 ¹³ / ₁₆ "	76 ³ / ₄ "	15 ¹ / ₄ "	TS5AERG78	\$ 775	
11 ¹³ / ₁₆ "	82 ¹¹ / ₁₆ "	15 ¹ / ₄ "	TS5AERG84	\$ 838	
11 ¹³ / ₁₆ "	94 ¹ / ₂ "	15 ¹ / ₄ "	TS5AERG96	\$ 905	

Corner Reception Galleries					
35 ⁷ / ₁₆ "	35 ⁷ / ₁₆ "	15 ¹ / ₄ "	TS5AERG3636	\$ 954	
41 ⁵ / ₁₆ "	41 ⁵ / ₁₆ "	15 ¹ / ₄ "	TS5AERG4242	\$1007	
47 ¹ / ₄ "	47 ¹ / ₄ "	15 ¹ / ₄ "	TS5AERG4848	\$1057	



Reception Gallery Tackboards

SIN 711.2

Standard Includes	Required to Specify
<ul style="list-style-type: none"> ▶ Need help? See <i>Wood Caseloads and Tables Specification Guide</i> for product details. • Tackboard: fabric • Attachment hardware 	<ul style="list-style-type: none"> 1 Style number 2 Fabric color number for tackboard 3 Options, if selected (see below) ▶ See <i>Surface Materials</i>, page 292.

Options	Price	Required to Specify
Surface Materials <ul style="list-style-type: none"> • Kick standard fabric price group A • Fabric price group 1 • Fabric price group 2 • Fabric price group 3 • Fabric price group 4 • Fabric price group COM 	No cost +\$ 5 +\$19 +\$30 +\$77 +\$39	Specify fabric color number. Specify fabric color number. Specify fabric color number. Specify fabric color number. Specify fabric color number. ▶ See <i>Understanding Customer's Own Material (COM)</i> , page 188.
Fabric direction on 27⁵/₁₆"W to 56⁷/₈"W tackboards		
<ul style="list-style-type: none"> • Vertical application 	+\$ 9	Specify with vertical application.

Related Products • Reception galleries ▶ Page 215

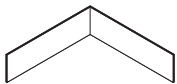
Specification Information				
• Dimensions			• Style	• Base
D	W	H	Number	Price

Reception Gallery Tackboards

1/2"	27 ⁵ / ₁₆ "	12 ¹⁵ / ₁₆ "	TS5ARTB30	\$226
1/2"	33 ¹ / ₄ "	12 ¹⁵ / ₁₆ "	TS5ARTB36	\$241
1/2"	39 ¹ / ₈ "	12 ¹⁵ / ₁₆ "	TS5ARTB42	\$252
1/2"	45 ¹ / ₁₆ "	12 ¹⁵ / ₁₆ "	TS5ARTB48	\$266
1/2"	51 ³ / ₁₆ "	12 ¹⁵ / ₁₆ "	TS5ARTB54	\$278
1/2"	56 ⁷ / ₈ "	12 ¹⁵ / ₁₆ "	TS5ARTB60	\$305
1/2"	62 ³ / ₄ "	12 ¹⁵ / ₁₆ "	TS5ARTB66	\$329
1/2"	68 ¹¹ / ₁₆ "	12 ¹⁵ / ₁₆ "	TS5ARTB72	\$371
1/2"	74 ¹³ / ₁₆ "	12 ¹⁵ / ₁₆ "	TS5ARTB78	\$409
1/2"	80 ¹¹ / ₁₆ "	12 ¹⁵ / ₁₆ "	TS5ARTB84	\$459
1/2"	92 ¹ / ₂ "	12 ¹⁵ / ₁₆ "	TS5ARTB96	\$512

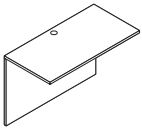
Corner Reception Gallery Tackboards

33 ³ / ₁₆ "	33 ¹ / ₄ "	12 ¹⁵ / ₁₆ "	TS5ARTB3636	\$467
39"	39 ¹ / ₈ "	12 ¹⁵ / ₁₆ "	TS5ARTB4242	\$494
44 ¹⁵ / ₁₆ "	45 ¹ / ₁₆ "	12 ¹⁵ / ₁₆ "	TS5ARTB4848	\$518



Bridges

SIN 711.2



Tip: Grain direction of back panel runs vertically.

Tip: Leveling glides are adjustable up to 3/4"H.

Tip: Plywood striping does not match laminate finishes. Plywood striping is offered in three finishes that complement some of the laminates.

Tip: When specifying a flip-up power unit, grommet will be omitted.

Standard Includes		Required to Specify
<ul style="list-style-type: none"> ▶ Need help? See <i>Wood Caseloads and Tables Specification Guide</i> for product details. 	<ul style="list-style-type: none"> • Bridge with full-height back panel: worksurface laminate and vertical surfaces laminate • 1"-thick worksurface edges with square edge profile on Classic Payback: high-impact plastic to match worksurface • 1 1/2"-thick worksurface edges with ribbed edge profile on Executive Payback: high-impact plastic to match worksurface • Grommet centered in back edge of worksurface: black plastic only • Adjustable leveling glides • Includes four attachment brackets • Shipped ready to assemble 	<ol style="list-style-type: none"> 1 Style number 2 Laminate color number for worksurface 3 Vertical laminate color number for bridge 4 Options, if selected (see below) <p>▶ See <i>Surface Materials</i>, page 292.</p>

Options	Price	Required to Specify
Worksurface Edge Band Detail <ul style="list-style-type: none"> • Light plywood striping detail, square edge profile • Medium plywood striping detail, square edge profile • Dark plywood striping detail, square edge profile • Flat square edge profile on Executive Payback only 	<p>No cost</p> <p>No cost</p> <p>No cost</p> <p>No cost</p>	<p>Specify with <i>light plywood striping</i>.</p> <p>Specify with <i>medium plywood striping</i>.</p> <p>Specify with <i>dark plywood striping</i>.</p> <p>Specify with <i>flat square edge profile</i>.</p>
Cable Management <ul style="list-style-type: none"> • Omit grommet • Flip-up power unit 	<p>No cost</p> <p>+\$287</p>	<p>Specify with <i>no grommet</i>.</p> <p>Center: Specify with <i>VPFC</i> and color number.</p>
Back Panel <ul style="list-style-type: none"> • 1/2-height back panel (14"H) • 3/4-height back panel (20"H) 	<p>No cost</p> <p>No cost</p>	<p>Specify with <i>1/2-height back panel</i>.</p> <p>Specify with <i>3/4-height back panel</i>.</p>
Back Panel Pass-Through <ul style="list-style-type: none"> • Back panel pass-through grommet 	<p>+\$ 35</p>	<p>Specify with <i>back panel pass-through grommet</i>.</p>

Specification Information

Dimensions			Style Number	Base Price	Dimensions			Style Number	Base Price
D	W	H			D	W	H		
Classic Payback					Executive Payback				
19 1/16"	23 5/8"	29"	TS5ABR2024	\$258	19 1/16"	23 5/8"	29 1/2"	TS5AEBR2024	\$321
19 1/16"	29 1/2"	29"	TS5ABR2030	\$285	19 1/16"	29 1/2"	29 1/2"	TS5AEBR2030	\$348
19 1/16"	35 7/16"	29"	TS5ABR2036	\$309	19 1/16"	35 7/16"	29 1/2"	TS5AEBR2036	\$374
19 1/16"	41 5/16"	29"	TS5ABR2042	\$336	19 1/16"	41 5/16"	29 1/2"	TS5AEBR2042	\$400
19 1/16"	47 1/4"	29"	TS5ABR2048	\$361	19 1/16"	47 1/4"	29 1/2"	TS5AEBR2048	\$426
19 1/16"	53 1/8"	29"	TS5ABR2054	\$386	19 1/16"	53 1/8"	29 1/2"	TS5AEBR2054	\$452
19 1/16"	59 1/16"	29"	TS5ABR2060	\$413	19 1/16"	59 1/16"	29 1/2"	TS5AEBR2060	\$478
23 5/8"	23 5/8"	29"	TS5ABR2424	\$285	23 5/8"	23 5/8"	29 1/2"	TS5AEBR2424	\$348
23 5/8"	29 1/2"	29"	TS5ABR2430	\$309	23 5/8"	29 1/2"	29 1/2"	TS5AEBR2430	\$374
23 5/8"	35 7/16"	29"	TS5ABR2436	\$336	23 5/8"	35 7/16"	29 1/2"	TS5AEBR2436	\$400
23 5/8"	41 5/16"	29"	TS5ABR2442	\$361	23 5/8"	41 5/16"	29 1/2"	TS5AEBR2442	\$426
23 5/8"	47 1/4"	29"	TS5ABR2448	\$386	23 5/8"	47 1/4"	29 1/2"	TS5AEBR2448	\$452
23 5/8"	53 1/8"	29"	TS5ABR2454	\$413	23 5/8"	53 1/8"	29 1/2"	TS5AEBR2454	\$478
23 5/8"	59 1/16"	29"	TS5ABR2460	\$438	23 5/8"	59 1/16"	29 1/2"	TS5AEBR2460	\$505

Classic and Executive Payback

D-Shape Worksurfaces

SIN 711.2

Tip: D-shape worksurface must be attached to a bridge, return, desk, credenza, or shell to form an L- or U-shaped configuration and to provide proper stability. Additional attachment hardware may need to be ordered.

Tip: Leveling glides are adjustable up to 3/4"H.

Tip: Plywood striping does not match laminate finishes. Plywood striping is offered in three finishes that complement some of the laminates.

Standard Includes	Required to Specify
<ul style="list-style-type: none"> ▶ Need help? See <i>Wood Casegoods and Tables Specification Guide</i> for product details. • Worksurface with full end panel and modesty panel, if selected: worksurface laminate and vertical surfaces laminate • 1"-thick worksurface edges with square edge profile on Classic Payback: high-impact plastic to match worksurface • 1½"-thick worksurface edges with ribbed edge profile on Executive Payback: high-impact plastic to match worksurface • Column leg (6" diameter): paint price group 1 • Grommet centered on straight edge: black plastic only • Adjustable leveling glides • Shipped ready to assemble 	<ol style="list-style-type: none"> 1 Style number 2 Laminate color number for worksurface 3 Vertical laminate color number for end panel and modesty panel, if selected 4 Paint color number for column leg 5 Options, if selected (see below) <p>▶ See <i>Surface Materials</i>, page 292.</p>

Options	Price	Required to Specify
Surface Materials <ul style="list-style-type: none"> • Paint price group 1 • Paint price group 2 	No cost +\$16	Specify paint color number. Specify paint color number.
Worksurface Edge Band Detail <ul style="list-style-type: none"> • Light plywood striping detail, square edge profile • Medium plywood striping detail, square edge profile • Dark plywood striping detail, square edge profile • Flat square edge profile on Executive Payback only 	No cost No cost No cost No cost	Specify with <i>light plywood striping</i> . Specify with <i>medium plywood striping</i> . Specify with <i>dark plywood striping</i> . Specify with <i>flat square edge profile</i> .
For Units with Modesty Panel <ul style="list-style-type: none"> • Full-height modesty panel 	+\$75	Specify with <i>full-height modesty panel</i> .

Specification Information

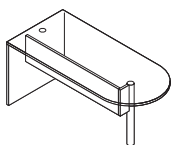
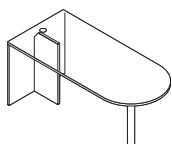
Dimensions			Style Number	Base Price	Dimensions			Style Number	Base Price
D	W	H			D	W	H		

Classic Payback				
23 ⁵ / ₈ "	47 ¹ / ₄ "	29"	TS5ADF2448	\$552
23 ⁵ / ₈ "	53 ¹ / ₈ "	29"	TS5ADF2454	\$577
23 ⁵ / ₈ "	59 ¹ / ₁₆ "	29"	TS5ADF2460	\$604
23 ⁵ / ₈ "	64 ¹⁵ / ₁₆ "	29"	TS5ADF2466	\$628
29 ¹ / ₂ "	47 ¹ / ₄ "	29"	TS5ADF3048	\$604
29 ¹ / ₂ "	53 ¹ / ₈ "	29"	TS5ADF3054	\$628
29 ¹ / ₂ "	59 ¹ / ₁₆ "	29"	TS5ADF3060	\$667
29 ¹ / ₂ "	64 ¹⁵ / ₁₆ "	29"	TS5ADF3066	\$707
29 ¹ / ₂ "	70 ⁷ / ₈ "	29"	TS5ADF3072	\$746
35 ⁷ / ₁₆ "	64 ¹⁵ / ₁₆ "	29"	TS5ADF3666	\$773
35 ⁷ / ₁₆ "	70 ⁷ / ₈ "	29"	TS5ADF3672	\$836

With Modesty Panel				
29 ¹ / ₂ "	59 ¹ / ₁₆ "	29"	TS5ADM3060	\$773
29 ¹ / ₂ "	64 ¹⁵ / ₁₆ "	29"	TS5ADM3066	\$812
29 ¹ / ₂ "	70 ⁷ / ₈ "	29"	TS5ADM3072	\$836
35 ⁷ / ₁₆ "	70 ⁷ / ₈ "	29"	TS5ADM3672	\$903

Executive Payback				
23 ⁵ / ₈ "	47 ¹ / ₄ "	29 ¹ / ₂ "	TS5AEDF2448	\$ 722
23 ⁵ / ₈ "	53 ¹ / ₈ "	29 ¹ / ₂ "	TS5AEDF2454	\$ 750
23 ⁵ / ₈ "	59 ¹ / ₁₆ "	29 ¹ / ₂ "	TS5AEDF2460	\$ 775
23 ⁵ / ₈ "	64 ¹⁵ / ₁₆ "	29 ¹ / ₂ "	TS5AEDF2466	\$ 800
29 ¹ / ₂ "	47 ¹ / ₄ "	29 ¹ / ₂ "	TS5AEDF3048	\$ 775
29 ¹ / ₂ "	53 ¹ / ₈ "	29 ¹ / ₂ "	TS5AEDF3054	\$ 800
29 ¹ / ₂ "	59 ¹ / ₁₆ "	29 ¹ / ₂ "	TS5AEDF3060	\$ 838
29 ¹ / ₂ "	64 ¹⁵ / ₁₆ "	29 ¹ / ₂ "	TS5AEDF3066	\$ 879
29 ¹ / ₂ "	70 ⁷ / ₈ "	29 ¹ / ₂ "	TS5AEDF3072	\$ 917
35 ⁷ / ₁₆ "	64 ¹⁵ / ₁₆ "	29 ¹ / ₂ "	TS5AEDF3666	\$ 944
35 ⁷ / ₁₆ "	70 ⁷ / ₈ "	29 ¹ / ₂ "	TS5AEDF3672	\$1009

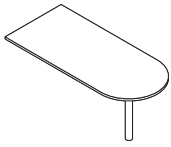
With Modesty Panel				
29 ¹ / ₂ "	59 ¹ / ₁₆ "	29 ¹ / ₂ "	TS5AEDM3060	\$ 944
29 ¹ / ₂ "	64 ¹⁵ / ₁₆ "	29 ¹ / ₂ "	TS5AEDM3066	\$ 983
29 ¹ / ₂ "	70 ⁷ / ₈ "	29 ¹ / ₂ "	TS5AEDM3072	\$1009
35 ⁷ / ₁₆ "	70 ⁷ / ₈ "	29 ¹ / ₂ "	TS5AEDM3672	\$1073



D-Shape Worksurfaces

Suspended from Edge of Desk Shell

SIN 711.2



Tip: D-shape work surface must be attached to a bridge, return, or adjoining work surface to form an L- or U-shaped configuration and to provide proper stability. Additional attachment hardware may need to be ordered.

Tip: Leveling glides are adjustable up to 3/4"H.

Tip: Plywood striping does not match laminate finishes. Plywood striping is offered in three finishes that complement some of the laminates.

Standard Includes		Required to Specify
<ul style="list-style-type: none"> ▶ Need help? See <i>Wood Caseloads and Tables Specification Guide</i> for product details. 	<ul style="list-style-type: none"> • Worksurface: laminate • 1"-thick worksurface edges with square edge profile on Classic Payback: high-impact plastic to match worksurface • 1 1/2"-thick worksurface edges with ribbed edge profile on Executive Payback: high-impact plastic to match worksurface • Column leg (6" diameter): paint price group 1 • Adjustable leveling glides • Shipped ready to assemble 	<ol style="list-style-type: none"> 1 Style number 2 Laminate color number for worksurface 3 Paint color number for column leg 4 Options, if selected (see below) <p>▶ See <i>Surface Materials</i>, page 292.</p>

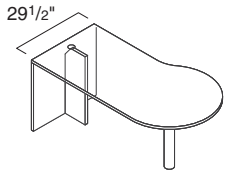
Options	Price	Required to Specify
Surface Materials <ul style="list-style-type: none"> • Paint price group 1 • Paint price group 2 	No cost +\$16	Specify paint color number. Specify paint color number.
Worksurface Edge Band Detail <ul style="list-style-type: none"> • Light plywood striping detail, square edge profile • Medium plywood striping detail, square edge profile • Dark plywood striping detail, square edge profile • Flat square edge profile on Executive Payback only 	No cost No cost No cost No cost	Specify with <i>light plywood striping</i> . Specify with <i>medium plywood striping</i> . Specify with <i>dark plywood striping</i> . Specify with <i>flat square edge profile</i> .

Specification Information

Classic Payback					Executive Payback				
Dimensions	Style	Base	Dimensions	Style	Base				
D W H	Number	Price	D W H	Number	Price				
23 5/8" 47 1/4" 29"	TS5ADS2448	\$454	23 5/8" 47 1/4" 29 1/2"	TS5AEDS2448	\$625				
23 5/8" 53 1/8" 29"	TS5ADS2454	\$479	23 5/8" 53 1/8" 29 1/2"	TS5AEDS2454	\$650				
23 5/8" 59 1/16" 29"	TS5ADS2460	\$507	23 5/8" 59 1/16" 29 1/2"	TS5AEDS2460	\$677				
23 5/8" 64 15/16" 29"	TS5ADS2466	\$531	23 5/8" 64 15/16" 29 1/2"	TS5AEDS2466	\$703				
29 1/2" 47 1/4" 29"	TS5ADS3048	\$507	29 1/2" 47 1/4" 29 1/2"	TS5AEDS3048	\$677				
29 1/2" 53 1/8" 29"	TS5ADS3054	\$531	29 1/2" 53 1/8" 29 1/2"	TS5AEDS3054	\$703				
29 1/2" 59 1/16" 29"	TS5ADS3060	\$571	29 1/2" 59 1/16" 29 1/2"	TS5AEDS3060	\$742				
29 1/2" 64 15/16" 29"	TS5ADS3066	\$609	29 1/2" 64 15/16" 29 1/2"	TS5AEDS3066	\$781				
29 1/2" 70 7/8" 29"	TS5ADS3072	\$648	29 1/2" 70 7/8" 29 1/2"	TS5AEDS3072	\$820				
35 7/16" 64 15/16" 29"	TS5ADS3666	\$675	35 7/16" 64 15/16" 29 1/2"	TS5AEDS3666	\$847				
35 7/16" 70 7/8" 29"	TS5ADS3672	\$740	35 7/16" 70 7/8" 29 1/2"	TS5AEDS3672	\$911				

P-Shape Worksurfaces

SIN 711.2



Tip: P-shape worksurface must be attached to a bridge, return, desk, credenza, or shell to form an L- or U-shaped configuration and to provide proper stability. Additional attachment hardware may need to be ordered.

Tip: Leveling glides are adjustable up to 3/4"H.

Tip: Plywood striping does not match laminate finishes. Plywood striping is offered in three finishes that complement some of the laminates.

Standard Includes	Required to Specify
<ul style="list-style-type: none"> ▶ Need help? See <i>Wood Casegoods and Tables Specification Guide</i> for product details. • Worksurface with full end panel and modesty panel, if selected: worksurface laminate and vertical surfaces laminate • 1"-thick worksurface edges with square edge profile on Classic Payback: high-impact plastic to match worksurface • 1 1/2"-thick worksurface edges with ribbed edge profile on Executive Payback: high-impact plastic to match worksurface • Column leg (6" diameter): paint price group 1 • Grommet centered on straight edge: black plastic only • Adjustable leveling glides • Shipped ready to assemble 	<ul style="list-style-type: none"> 1 Style number 2 Laminate color number for worksurface 3 Vertical laminate color number for end panel and modesty panel, if selected 4 Paint color number for column leg 5 Options, if selected (see below) ▶ See <i>Surface Materials</i>, page 292.

Options	Price	Required to Specify
<p>Surface Materials</p> <ul style="list-style-type: none"> • Paint price group 1 • Paint price group 2 	<p>No cost</p> <p>+\$16</p>	<p>Specify paint color number.</p> <p>Specify paint color number.</p>
<p>Worksurface Edge Band Detail</p> <ul style="list-style-type: none"> • Light plywood striping detail, square edge profile • Medium plywood striping detail, square edge profile • Dark plywood striping detail, square edge profile • Flat square edge profile on Executive Payback only 	<p>No cost</p> <p>No cost</p> <p>No cost</p> <p>No cost</p>	<p>Specify <i>with light plywood striping</i>.</p> <p>Specify <i>with medium plywood striping</i>.</p> <p>Specify <i>with dark plywood striping</i>.</p> <p>Specify <i>with flat square edge profile</i>.</p>
<p>For Units with Modesty Panel</p> <ul style="list-style-type: none"> • Full-height modesty panel 	<p>+\$75</p>	<p>Specify <i>with full-height modesty panel</i>.</p>

SIN 711.2

Specification Information

Dimensions			Style	Base
D	W	H	Number	Price

Dimensions			Style	Base
D	W	H	Number	Price

Classic Payback

Conference Surface Left

41 ⁵ / ₁₆ "	59 ¹ / ₁₆ "	29"	TS5APF4260L	\$ 826
41 ⁵ / ₁₆ "	64 ¹⁵ / ₁₆ "	29"	TS5APF4266L	\$ 890
41 ⁵ / ₁₆ "	70 ⁷ / ₈ "	29"	TS5APF4272L	\$ 955

Conference Surface Left and Modesty Panel

41 ⁵ / ₁₆ "	59 ¹ / ₁₆ "	29"	TS5APM4260L	\$ 890
41 ⁵ / ₁₆ "	64 ¹⁵ / ₁₆ "	29"	TS5APM4266L	\$ 955
41 ⁵ / ₁₆ "	70 ⁷ / ₈ "	29"	TS5APM4272L	\$1020

Conference Surface Right

41 ⁵ / ₁₆ "	59 ¹ / ₁₆ "	29"	TS5APF4260R	\$ 826
41 ⁵ / ₁₆ "	64 ¹⁵ / ₁₆ "	29"	TS5APF4266R	\$ 890
41 ⁵ / ₁₆ "	70 ⁷ / ₈ "	29"	TS5APF4272R	\$ 955

Conference Surface Right and Modesty Panel

41 ⁵ / ₁₆ "	59 ¹ / ₁₆ "	29"	TS5APM4260R	\$ 890
41 ⁵ / ₁₆ "	64 ¹⁵ / ₁₆ "	29"	TS5APM4266R	\$ 955
41 ⁵ / ₁₆ "	70 ⁷ / ₈ "	29"	TS5APM4272R	\$1020

Executive Payback

Conference Surface Left

41 ⁵ / ₁₆ "	59 ¹ / ₁₆ "	29 ¹ / ₂ "	TS5AEPF4260L	\$ 998
41 ⁵ / ₁₆ "	64 ¹⁵ / ₁₆ "	29 ¹ / ₂ "	TS5AEPF4266L	\$1062
41 ⁵ / ₁₆ "	70 ⁷ / ₈ "	29 ¹ / ₂ "	TS5AEPF4272L	\$1127

Conference Surface Left and Modesty Panel

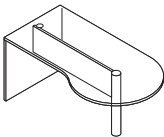
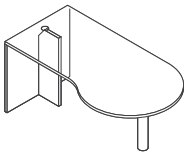
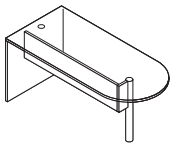
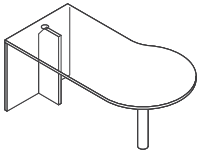
41 ⁵ / ₁₆ "	59 ¹ / ₁₆ "	29 ¹ / ₂ "	TS5AEPM4260L	\$1062
41 ⁵ / ₁₆ "	64 ¹⁵ / ₁₆ "	29 ¹ / ₂ "	TS5AEPM4266L	\$1127
41 ⁵ / ₁₆ "	70 ⁷ / ₈ "	29 ¹ / ₂ "	TS5AEPM4272L	\$1191

Conference Surface Right

41 ⁵ / ₁₆ "	59 ¹ / ₁₆ "	29 ¹ / ₂ "	TS5AEPF4260R	\$ 998
41 ⁵ / ₁₆ "	64 ¹⁵ / ₁₆ "	29 ¹ / ₂ "	TS5AEPF4266R	\$1062
41 ⁵ / ₁₆ "	70 ⁷ / ₈ "	29 ¹ / ₂ "	TS5AEPF4272R	\$1127

Conference Surface Right and Modesty Panel

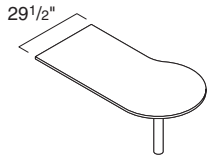
41 ⁵ / ₁₆ "	59 ¹ / ₁₆ "	29 ¹ / ₂ "	TS5AEPM4260R	\$1062
41 ⁵ / ₁₆ "	64 ¹⁵ / ₁₆ "	29 ¹ / ₂ "	TS5AEPM4266R	\$1127
41 ⁵ / ₁₆ "	70 ⁷ / ₈ "	29 ¹ / ₂ "	TS5AEPM4272R	\$1191



P-Shape Worksurfaces

Suspended from Edge of Desk Shell

SIN 711.2



Tip: P-shape work surface must be attached to a bridge, return, or adjoining work-surface to form an L- or U-shaped configuration and to provide proper stability. Additional attachment hardware may need to be ordered.

Tip: Leveling glides are adjustable up to 3/4"H.

Tip: Plywood striping does not match laminate finishes. Plywood striping is offered in three finishes that complement some of the laminates.

Standard Includes	Required to Specify
<ul style="list-style-type: none"> ▶ Need help? See <i>Wood Caseloads and Tables Specification Guide</i> for product details. • Worksurface: laminate • 1"-thick worksurface edges with square edge profile on Classic Payback: high-impact plastic to match worksurface • 1 1/2"-thick worksurface edges with ribbed edge profile on Executive Payback: high-impact plastic to match worksurface • Column leg (6" diameter): paint price group 1 • Adjustable leveling glides • Shipped ready to assemble 	<ul style="list-style-type: none"> 1 Style number 2 Laminate color number for worksurface 3 Paint color number for column leg 4 Options, if selected (see below) ▶ See <i>Surface Materials</i>, page 292.

Options	Price	Required to Specify
Surface Materials <ul style="list-style-type: none"> • Paint price group 1 • Paint price group 2 	No cost +\$16	Specify paint color number. Specify paint color number.
Worksurface Edge Band Detail <ul style="list-style-type: none"> • Light plywood striping detail, square edge profile • Medium plywood striping detail, square edge profile • Dark plywood striping detail, square edge profile • Flat square edge profile on Executive Payback only 	No cost No cost No cost No cost	Specify with <i>light plywood striping</i> . Specify with <i>medium plywood striping</i> . Specify with <i>dark plywood striping</i> . Specify with <i>flat square edge profile</i> .

Specification Information

Dimensions			Style	Base	Dimensions			Style	Base
D	W	H	Number	Price	D	W	H	Number	Price

Classic Payback

Left-Hand

41 5/16"	59 1/16"	29"	TS5APS4260L	\$729
41 5/16"	64 15/16"	29"	TS5APS4266L	\$795
41 5/16"	70 7/8"	29"	TS5APS4272L	\$858

Right-Hand

41 5/16"	59 1/16"	29"	TS5APS4260R	\$729
41 5/16"	64 15/16"	29"	TS5APS4266R	\$795
41 5/16"	70 7/8"	29"	TS5APS4272R	\$858

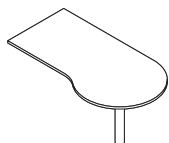
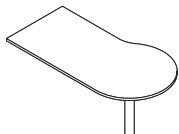
Executive Payback

Left-Hand

41 5/16"	59 1/16"	29 1/2"	TS5AEPS4260L	\$ 902
41 5/16"	64 15/16"	29 1/2"	TS5AEPS4266L	\$ 965
41 5/16"	70 7/8"	29 1/2"	TS5AEPS4272L	\$1029

Right-Hand

41 5/16"	59 1/16"	29 1/2"	TS5AEPS4260R	\$ 902
41 5/16"	64 15/16"	29 1/2"	TS5AEPS4266R	\$ 965
41 5/16"	70 7/8"	29 1/2"	TS5AEPS4272R	\$1029



Rectilinear-Shape Worksurfaces

Rectilinear-Shape Worksurfaces

SIN 711.2

Tip: Rectilinear-shape work-surface must be attached to a bridge, return, desk, credenza, or shell to form an L- or U-shaped configuration and to provide proper stability. Additional attachment hardware may need to be ordered.

Tip: Leveling glides are adjustable up to 3/4"H.

Tip: Plywood striping does not match laminate finishes. Plywood striping is offered in three finishes that complement some of the laminates.

Standard Includes	Required to Specify
<ul style="list-style-type: none"> ▶ Need help? See <i>Wood Caseloads and Tables Specification Guide</i> for product details. • Rectilinear-top with full end panel and modesty panel, if selected: worksurface laminate and vertical surfaces laminate • 1"-thick worksurface edges with square edge profile on Classic Payback: high-impact plastic to match worksurface • 1 1/2"-thick worksurface edges with ribbed edge profile on Executive Payback: high-impact plastic to match worksurface • Column leg (6" diameter): paint price group 1 • Grommet centered on back edge: black plastic only • Adjustable leveling glides • Shipped ready to assemble 	<ol style="list-style-type: none"> 1 Style number 2 Laminate color number for worksurface 3 Vertical laminate color number for end panel and modesty panel, if selected 4 Paint color number for column leg 5 Options, if selected (see below) <p>▶ See <i>Surface Materials</i>, page 292.</p>

Options	Price	Required to Specify
Surface Materials <ul style="list-style-type: none"> • Paint price group 1 • Paint price group 2 	No cost +\$16	Specify paint color number. Specify paint color number.
Worksurface Edge Band Detail <ul style="list-style-type: none"> • Light plywood striping detail, square edge profile • Medium plywood striping detail, square edge profile • Dark plywood striping detail, square edge profile • Flat square edge profile on Executive Payback only 	No cost No cost No cost No cost	Specify with <i>light plywood striping</i> . Specify with <i>medium plywood striping</i> . Specify with <i>dark plywood striping</i> . Specify with <i>flat square edge profile</i> .
For Units with Modesty Panel <ul style="list-style-type: none"> • Full-height modesty panel 	+\$75	Specify with <i>full-height modesty panel</i> .

Specification Information

Dimensions			Style	Base	Dimensions			Style	Base
D	W	H	Number	Price	D	W	H	Number	Price

Classic Payback

23 5/8"	47 1/4"	29"	TS5AFR2448	\$552
23 5/8"	53 1/8"	29"	TS5AFR2454	\$577
23 5/8"	59 1/16"	29"	TS5AFR2460	\$604
23 5/8"	64 15/16"	29"	TS5AFR2466	\$628
29 1/2"	47 1/4"	29"	TS5AFR3048	\$604
29 1/2"	53 1/8"	29"	TS5AFR3054	\$628
29 1/2"	59 1/16"	29"	TS5AFR3060	\$667
29 1/2"	64 15/16"	29"	TS5AFR3066	\$707
29 1/2"	70 7/8"	29"	TS5AFR3072	\$746
35 7/16"	64 15/16"	29"	TS5AFR3666	\$773
35 7/16"	70 7/8"	29"	TS5AFR3672	\$836

With Modesty Panel

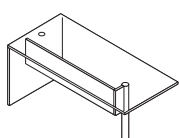
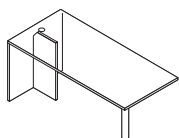
29 1/2"	59 1/16"	29"	TS5AMR3060	\$773
29 1/2"	64 15/16"	29"	TS5AMR3066	\$812
29 1/2"	70 7/8"	29"	TS5AMR3072	\$836
35 7/16"	70 7/8"	29"	TS5AMR3672	\$903

Executive Payback

23 5/8"	47 1/4"	29 1/2"	TS5AEFR2448	\$ 722
23 5/8"	53 1/8"	29 1/2"	TS5AEFR2454	\$ 750
23 5/8"	59 1/16"	29 1/2"	TS5AEFR2460	\$ 775
23 5/8"	64 15/16"	29 1/2"	TS5AEFR2466	\$ 800
29 1/2"	47 1/4"	29 1/2"	TS5AEFR3048	\$ 775
29 1/2"	53 1/8"	29 1/2"	TS5AEFR3054	\$ 800
29 1/2"	59 1/16"	29 1/2"	TS5AEFR3060	\$ 838
29 1/2"	64 15/16"	29 1/2"	TS5AEFR3066	\$ 879
29 1/2"	70 7/8"	29 1/2"	TS5AEFR3072	\$ 917
35 7/16"	64 15/16"	29 1/2"	TS5AEFR3666	\$ 944
35 7/16"	70 7/8"	29 1/2"	TS5AEFR3672	\$1009

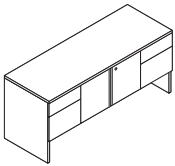
With Modesty Panel

29 1/2"	59 1/16"	29 1/2"	TS5AEMR3060	\$ 944
29 1/2"	64 15/16"	29 1/2"	TS5AEMR3066	\$ 983
29 1/2"	70 7/8"	29 1/2"	TS5AEMR3072	\$1009
35 7/16"	70 7/8"	29 1/2"	TS5AEMR3672	\$1073



Credenzas with Pedestals

SIN 711.2



Tip: Pedestal locks on full storage credenzas are located on the side of the pedestal and accessed by opening the center doors.

Tip: Grain direction of back panel runs horizontally. Grain direction of end panels runs vertically.

Tip: Leveling glides are adjustable up to 3/4"H.

Tip: Field-installed, key-specific lock cylinders must be ordered separately.
▶ Page 577

Tip: Plywood striping does not match laminate finishes. Plywood striping is offered in three finishes that complement some of the laminates.

Tip: The top drawer of the box/box/file pedestal does not lock.

Standard Includes	Required to Specify
<p>▶ Need help? See <i>Wood Casegoods and Tables Specification Guide</i> for product details.</p> <ul style="list-style-type: none"> • Credenza with full-height back panel: worksurface laminate and vertical surfaces laminate • 1"-thick worksurface edges with square edge profile on Classic Payback: high-impact plastic to match worksurface • 1½"-thick worksurface edges with ribbed edge profile on Executive Payback: high-impact plastic to match worksurface • One box drawer and one file drawer in each pedestal • Integral pull on Classic Payback doors and drawers: 6000 Black plastic • Waterfall pull on Executive Payback doors and drawers: 7207 Black • Half-depth fixed shelf in double-door cabinet • Drawer interiors: black laminate only • Full-extension, heavy-duty ball-bearing drawer suspensions • One pencil tray in box drawers: black plastic only • File drawers to accommodate front-to-back filing of letter-size hanging file folders or side-to-side filing of legal-size hanging file folders • Locks on pedestals and door, keyed randomly, FR series • Adjustable leveling glides • Shipped fully assembled 	<ol style="list-style-type: none"> 1 Style number 2 Laminate color number for worksurface 3 Vertical laminate color number for credenza 4 Finish color number for lock 5 Options, if selected (see below) <p>▶ See <i>Surface Materials</i>, page 292.</p>

Options	Price	Required to Specify
<p>Worksurface Edge Band Detail</p> <ul style="list-style-type: none"> • Light plywood striping detail, square edge profile No cost • Medium plywood striping detail, square edge profile No cost • Dark plywood striping detail, square edge profile No cost • Flat square edge profile on Executive Payback only No cost 		<p>Specify with <i>light plywood striping</i>.</p> <p>Specify with <i>medium plywood striping</i>.</p> <p>Specify with <i>dark plywood striping</i>.</p> <p>Specify with <i>flat square edge profile</i>.</p>
<p>Pedestals</p> <ul style="list-style-type: none"> • One box/box/file pedestal left and one file/file pedestal right +\$322 • One box/box/file pedestal right and one file/file pedestal left +\$322 • Two file/file pedestals +\$322 • Two box/box/file pedestals +\$322 • Two storage slot/box/file pedestals +\$322 		<p>Specify with <i>one box/box/file pedestal left and one file/file pedestal right</i>.</p> <p>Specify with <i>one box/box/file pedestal right and one file/file pedestal left</i>.</p> <p>Specify with <i>two file/file pedestals</i>.</p> <p>Specify with <i>two box/box/file pedestals</i>.</p> <p>Specify with <i>two storage slot/box/file pedestals</i>.</p>
<p>Pulls</p> <ul style="list-style-type: none"> • Integral pulls on Classic Payback only: 6699 Platinum No cost • Waterfall pulls on Executive Payback only: 4799 Platinum +\$ 6 • Payback handle pulls: 0835 Black No cost • Payback handle pulls: 4799 Platinum +\$ 6 • Ledge pulls: 7207 Black +\$ 26 • Ledge pulls: 4799 Platinum +\$ 32 		<p>Specify with <i>6699 Platinum integral pulls</i>.</p> <p>Specify with <i>4799 Platinum waterfall pulls</i>.</p> <p>Specify with <i>0835 Black Payback handle pulls</i>.</p> <p>Specify with <i>4799 Platinum Payback handle pulls</i>.</p> <p>Specify with <i>7207 Black ledge pulls</i>.</p> <p>Specify with <i>4799 Platinum ledge pulls</i>.</p>
<p>Cable Management</p> <ul style="list-style-type: none"> • Flip-up power unit +\$287 		<p>Left: Specify with <i>VPFL</i> and color number, Center: Specify with <i>VPFC</i> and color number, Right: Specify with <i>VPFR</i> and color number.</p>
<p>Back Panel Pass-Through</p> <ul style="list-style-type: none"> • Back panel pass-through grommet +\$ 35 		<p>Specify with <i>unit width back panel pass-through grommet</i>.</p>
<p>Lock</p> <ul style="list-style-type: none"> • Polished chrome No cost • Ember chrome No cost 		<p>Specify with <i>9201 Polished Chrome lock</i>.</p> <p>Specify with <i>9250 Ember Chrome lock</i>.</p>

SIN 711.2

Specification Information

Dimensions			Style Number	Base Price
D	W	H		

Dimensions			Style Number	Base Price
D	W	H		

Classic Payback

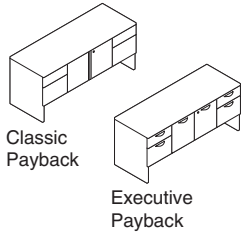
Executive Payback

Full-Storage Credenzas

Full-Storage Credenzas

19 ¹¹ / ₁₆ "	64 ¹⁵ / ₁₆ "	29"	TS5ACS2066	\$1431
19 ¹¹ / ₁₆ "	70 ⁷ / ₈ "	29"	TS5ACS2072	\$1496
23 ⁵ / ₈ "	64 ¹⁵ / ₁₆ "	29"	TS5ACS2466	\$1456
23 ⁵ / ₈ "	70 ⁷ / ₈ "	29"	TS5ACS2472	\$1522

19 ¹¹ / ₁₆ "	64 ¹⁵ / ₁₆ "	29 ¹ / ₂ "	TS5AECX2066	\$1602
19 ¹¹ / ₁₆ "	70 ⁷ / ₈ "	29 ¹ / ₂ "	TS5AECX72	\$1666
23 ⁵ / ₈ "	64 ¹⁵ / ₁₆ "	29 ¹ / ₂ "	TS5AECX2466	\$1629
23 ⁵ / ₈ "	70 ⁷ / ₈ "	29 ¹ / ₂ "	TS5AECX2472	\$1692

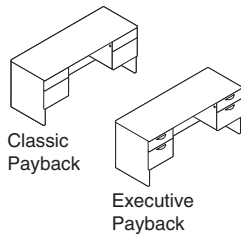


Kneespace Credenzas

Kneespace Credenzas

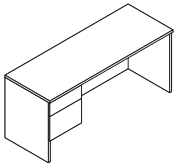
19 ¹¹ / ₁₆ "	64 ¹⁵ / ₁₆ "	29"	TS5ACD2066	\$1159
19 ¹¹ / ₁₆ "	70 ⁷ / ₈ "	29"	TS5ACD2072	\$1226
23 ⁵ / ₈ "	64 ¹⁵ / ₁₆ "	29"	TS5ACD2466	\$1187
23 ⁵ / ₈ "	70 ⁷ / ₈ "	29"	TS5ACD2472	\$1252

19 ¹¹ / ₁₆ "	64 ¹⁵ / ₁₆ "	29 ¹ / ₂ "	TS5AECD2066	\$1332
19 ¹¹ / ₁₆ "	70 ⁷ / ₈ "	29 ¹ / ₂ "	TS5AECD72	\$1397
23 ⁵ / ₈ "	64 ¹⁵ / ₁₆ "	29 ¹ / ₂ "	TS5AECD2466	\$1358
23 ⁵ / ₈ "	70 ⁷ / ₈ "	29 ¹ / ₂ "	TS5AECD2472	\$1422



Credenzas with Single Pedestal

SIN 711.2



Tip: Grain direction of back panel runs horizontally. Grain direction of end panels runs vertically.

Tip: Field-installed, key-specific lock cylinders must be ordered separately. ▶ Page 577

Tip: Leveling glides are adjustable up to 3/4"H.

Tip: Plywood striping does not match laminate finishes. Plywood striping is offered in three finishes that complement some of the laminates.

Tip: The top drawer of the box/box/file pedestal does not lock.

Tip: When option of one clear-access end panel is specified, the credenza must be attached to an adjoining worksurface(s).

Standard Includes	Required to Specify
<p>▶ Need help? See <i>Wood Casegoods and Tables Specification Guide</i> for product details.</p> <ul style="list-style-type: none"> • Credenza with full-height back panel and two full end panels: worksurface laminate and vertical surfaces laminate • 1"-thick worksurface edges with square edge profile on Classic Payback: high-impact plastic to match worksurface • 1½"-thick worksurface edges with ribbed edge profile on Executive Payback: high-impact plastic to match worksurface • One box drawer and one file drawer in each pedestal • Integral pull on Classic Payback drawers: 6000 Black plastic • Waterfall pull on Executive Payback drawers: 7207 Black • Drawer interiors: black laminate only • Full-extension, heavy-duty ball-bearing drawer suspensions • One pencil tray in box drawers: black plastic only • File drawers to accommodate front-to-back filing of letter-size hanging file folders or side-to-side filing of legal-size hanging file folders • Lock on pedestal, keyed randomly, FR series • Adjustable leveling glides • Shipped fully assembled 	<ol style="list-style-type: none"> 1 Style number 2 Laminate color number for worksurface 3 Vertical laminate color number for credenza 4 Finish color number for lock 5 Options, if selected (see below) <p>▶ See <i>Surface Materials</i>, page 292.</p>

	Options	Price	Required to Specify
Worksurface Edge Band Detail	• Light plywood striping detail, square edge profile	No cost	Specify with <i>light plywood striping</i> .
	• Medium plywood striping detail, square edge profile	No cost	Specify with <i>medium plywood striping</i> .
	• Dark plywood striping detail, square edge profile	No cost	Specify with <i>dark plywood striping</i> .
	• Flat square edge profile on Executive Payback only	No cost	Specify with <i>flat square edge profile</i> .
Pedestals	• One file/file pedestal	+\$162	Specify with <i>one file/file pedestal</i> .
	• One box/box/file pedestal	+\$162	Specify with <i>one box/box/file pedestal</i> .
	• One storage slot/box/file pedestal	+\$162	Specify with <i>one storage slot/box/file pedestal</i> .
Pulls	• Integral pulls on Classic Payback only: 6699 Platinum	No cost	Specify with <i>6699 Platinum integral pulls</i> .
	• Waterfall pulls on Executive Payback only: 4799 Platinum	+\$ 6	Specify with <i>4799 Platinum waterfall pulls</i> .
	• Payback handle pulls: 0835 Black	No cost	Specify with <i>0835 Black Payback handle pulls</i> .
	• Payback handle pulls: 4799 Platinum	+\$ 6	Specify with <i>4799 Platinum Payback handle pulls</i> .
	• Ledge pulls: 7207 Black	+\$ 26	Specify with <i>7207 Black ledge pulls</i> .
	• Ledge pulls: 4799 Platinum	+\$ 32	Specify with <i>4799 Platinum ledge pulls</i> .
End Panels	• One full end panel with pedestal left and one clear-access end panel right	No cost	Specify with <i>full end panel left and clear-access end panel right</i> .
	• One full end panel with pedestal right and one clear-access end panel left	No cost	Specify with <i>full end panel right and clear-access end panel left</i> .
Cable Management	• Flip-up power unit	+\$287	Left: Specify with <i>VPFL</i> and color number, Center: Specify with <i>VPFC</i> and color number, Right: Specify with <i>VPFR</i> and color number.

▶ Options, continued on next page

SIN 711.2

► Options, continued from previous page

Options	Price	Required to Specify
Back Panel Pass-Through	Kneewell Units only • Back panel pass-through grommet	+\$35 Specify with unit width back panel pass-through grommet.
Lock	• Polished chrome • Ember chrome	No cost No cost Specify with 9201 Polished Chrome lock. Specify with 9250 Ember Chrome lock.

Specification Information

Dimensions			Style	Base	Dimensions			Style	Base
D	W	H	Number	Price	D	W	H	Number	Price

Classic Payback

Pedestal Left

19 ¹ / ₁₆ "	59 ¹ / ₁₆ "	29"	TS5ACS2060L	\$ 897
19 ¹ / ₁₆ "	64 ¹⁵ / ₁₆ "	29"	TS5ACS2066L	\$ 962
19 ¹ / ₁₆ "	70 ⁷ / ₈ "	29"	TS5ACS2072L	\$1026
23 ⁵ / ₈ "	59 ¹ / ₁₆ "	29"	TS5ACS2460L	\$ 922
23 ⁵ / ₈ "	64 ¹⁵ / ₁₆ "	29"	TS5ACS2466L	\$ 987
23 ⁵ / ₈ "	70 ⁷ / ₈ "	29"	TS5ACS2472L	\$1052

Pedestal Right

19 ¹ / ₁₆ "	59 ¹ / ₁₆ "	29"	TS5ACS2060R	\$ 897
19 ¹ / ₁₆ "	64 ¹⁵ / ₁₆ "	29"	TS5ACS2066R	\$ 962
19 ¹ / ₁₆ "	70 ⁷ / ₈ "	29"	TS5ACS2072R	\$1026
23 ⁵ / ₈ "	59 ¹ / ₁₆ "	29"	TS5ACS2460R	\$ 922
23 ⁵ / ₈ "	64 ¹⁵ / ₁₆ "	29"	TS5ACS2466R	\$ 987
23 ⁵ / ₈ "	70 ⁷ / ₈ "	29"	TS5ACS2472R	\$1052

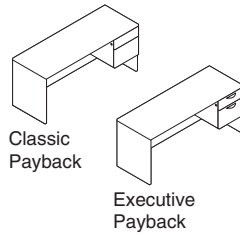
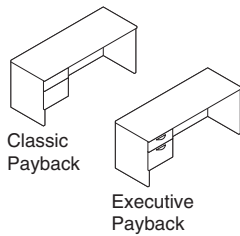
Executive Payback

Pedestal Left

19 ¹ / ₁₆ "	59 ¹ / ₁₆ "	29 ¹ / ₂ "	TS5AEC2060L	\$1067
19 ¹ / ₁₆ "	64 ¹⁵ / ₁₆ "	29 ¹ / ₂ "	TS5AEC2066L	\$1132
19 ¹ / ₁₆ "	70 ⁷ / ₈ "	29 ¹ / ₂ "	TS5AEC2072L	\$1197
23 ⁵ / ₈ "	59 ¹ / ₁₆ "	29 ¹ / ₂ "	TS5AEC2460L	\$1094
23 ⁵ / ₈ "	64 ¹⁵ / ₁₆ "	29 ¹ / ₂ "	TS5AEC2466L	\$1158
23 ⁵ / ₈ "	70 ⁷ / ₈ "	29 ¹ / ₂ "	TS5AEC2472L	\$1224

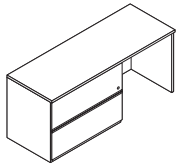
Pedestal Right

19 ¹ / ₁₆ "	59 ¹ / ₁₆ "	29 ¹ / ₂ "	TS5AEC2060R	\$1067
19 ¹ / ₁₆ "	64 ¹⁵ / ₁₆ "	29 ¹ / ₂ "	TS5AEC2066R	\$1132
19 ¹ / ₁₆ "	70 ⁷ / ₈ "	29 ¹ / ₂ "	TS5AEC2072R	\$1197
23 ⁵ / ₈ "	59 ¹ / ₁₆ "	29 ¹ / ₂ "	TS5AEC2460R	\$1094
23 ⁵ / ₈ "	64 ¹⁵ / ₁₆ "	29 ¹ / ₂ "	TS5AEC2466R	\$1158
23 ⁵ / ₈ "	70 ⁷ / ₈ "	29 ¹ / ₂ "	TS5AEC2472R	\$1224



Credenzas with Lateral Files

SIN 711.2



Tip: Grain direction of back panel runs horizontally. Grain direction of end panels runs vertically.

Tip: Field-installed, key-specific lock cylinders must be ordered separately. ▶ Page 577

Tip: Leveling glides are adjustable up to 3/4"H.

Tip: Plywood striping does not match laminate finishes. Plywood striping is offered in three finishes that complement some of the laminates.

Tip: When option of one clear-access end panel is specified, the credenza must be attached to an adjoining worksurface(s).

Standard Includes	Required to Specify
<ul style="list-style-type: none"> ▶ Need help? See <i>Wood Casegoods and Tables Specification Guide</i> for product details. • Credenza with full-height back panel and two full end panels: worksurface laminate and vertical surfaces laminate • 1"-thick worksurface edges with square edge profile on Classic Payback: high-impact plastic to match worksurface • 1½"-thick worksurface edges with ribbed edge profile on Executive Payback: high-impact plastic to match worksurface • Integral pull on Classic Payback drawers: 6000 Black plastic • Waterfall pull on Executive Payback drawers: 7207 Black • Steel drawer interiors: black paint only • Full-extension, heavy-duty ball-bearing drawer suspensions • Frame in file drawers to accommodate side-to-side filing of letter-size or legal-size hanging file folders: black metal • Lock on pedestal, keyed randomly, FR series • Safety interlock to prevent more than one drawer being opened at a time • Adjustable leveling glides • Shipped fully assembled 	<ol style="list-style-type: none"> 1 Style number 2 Laminate color number for worksurface 3 Vertical laminate color number for credenza 4 Finish color number for lock 5 Options, if selected (see below) <p>▶ See <i>Surface Materials</i>, page 292.</p>

Options	Price	Required to Specify
Worksurface Edge Band Detail <ul style="list-style-type: none"> • Light plywood striping detail, square edge profile • Medium plywood striping detail, square edge profile • Dark plywood striping detail, square edge profile • Flat square edge profile on Executive Payback only 	<p>No cost</p> <p>No cost</p> <p>No cost</p> <p>No cost</p>	<p>Specify with <i>light plywood striping</i>.</p> <p>Specify with <i>medium plywood striping</i>.</p> <p>Specify with <i>dark plywood striping</i>.</p> <p>Specify with <i>flat square edge profile</i>.</p>
Pulls <ul style="list-style-type: none"> • Integral pulls on Classic Payback only: 6699 Platinum • Waterfall pulls on Executive Payback only: 4799 Platinum • Payback handle pulls: 0835 Black • Payback handle pulls: 4799 Platinum • Ledge pulls: 7207 Black • Ledge pulls: 4799 Platinum 	<p>No cost</p> <p>+\$ 6</p> <p>No cost</p> <p>+\$ 6</p> <p>+\$ 26</p> <p>+\$ 32</p>	<p>Specify with <i>6699 Platinum integral pulls</i>.</p> <p>Specify with <i>4799 Platinum waterfall pulls</i>.</p> <p>Specify with <i>0835 Black Payback handle pulls</i>.</p> <p>Specify with <i>4799 Platinum Payback handle pulls</i>.</p> <p>Specify with <i>7207 Black ledge pulls</i>.</p> <p>Specify with <i>4799 Platinum ledge pulls</i>.</p>
End Panels <ul style="list-style-type: none"> • One full end panel with lateral file left and one clear-access end panel right • One full end panel with lateral file right and one clear-access end panel left 	<p>No cost</p> <p>No cost</p>	<p>Specify with <i>full end panel left and clear-access end panel right</i>.</p> <p>Specify with <i>full end panel right and clear-access end panel left</i>.</p>
Cable Management <ul style="list-style-type: none"> • Flip-up power unit 	<p>+\$287</p>	<p>Left: Specify with <i>VPFL</i> and color number.</p> <p>Right: Specify with <i>VPFR</i> and color number.</p>
Lock <ul style="list-style-type: none"> • Polished chrome • Ember chrome 	<p>No cost</p> <p>No cost</p>	<p>Specify with <i>9201 Polished Chrome lock</i>.</p> <p>Specify with <i>9250 Ember Chrome lock</i>.</p>
Related Products <ul style="list-style-type: none"> • Front-to-back lateral file rail 		<p>▶ Page 290</p>

Specification Information

Dimensions			Style	Base	Dimensions			Style	Base
D	W	H	Number	Price	D	W	H	Number	Price

Classic Payback

Lateral File Left

19 ¹ / ₁₆ "	59 ¹ / ₁₆ "	29"	TS5ACL2060L	\$1361
19 ¹ / ₁₆ "	64 ¹⁵ / ₁₆ "	29"	TS5ACL2066L	\$1426
19 ¹ / ₁₆ "	70 ⁷ / ₈ "	29"	TS5ACL2072L	\$1491
23 ⁵ / ₈ "	59 ¹ / ₁₆ "	29"	TS5ACL2460L	\$1386
23 ⁵ / ₈ "	64 ¹⁵ / ₁₆ "	29"	TS5ACL2466L	\$1451
23 ⁵ / ₈ "	70 ⁷ / ₈ "	29"	TS5ACL2472L	\$1517

Lateral File Right

19 ¹ / ₁₆ "	59 ¹ / ₁₆ "	29"	TS5ACL2060R	\$1361
19 ¹ / ₁₆ "	64 ¹⁵ / ₁₆ "	29"	TS5ACL2066R	\$1426
19 ¹ / ₁₆ "	70 ⁷ / ₈ "	29"	TS5ACL2072R	\$1491
23 ⁵ / ₈ "	59 ¹ / ₁₆ "	29"	TS5ACL2460R	\$1386
23 ⁵ / ₈ "	64 ¹⁵ / ₁₆ "	29"	TS5ACL2466R	\$1451
23 ⁵ / ₈ "	70 ⁷ / ₈ "	29"	TS5ACL2472R	\$1517

Two Lateral Files

19 ¹ / ₁₆ "	70 ⁷ / ₈ "	29"	TS5ACLL2072	\$2227
23 ⁵ / ₈ "	70 ⁷ / ₈ "	29"	TS5ACLL2472	\$2253

Executive Payback

Lateral File Left

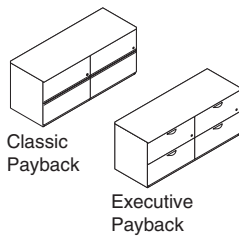
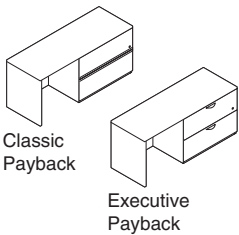
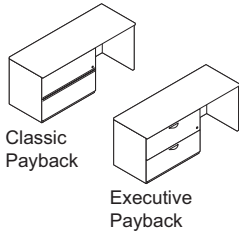
19 ¹ / ₁₆ "	59 ¹ / ₁₆ "	29 ¹ / ₂ "	TS5AECL60L	\$1531
19 ¹ / ₁₆ "	64 ¹⁵ / ₁₆ "	29 ¹ / ₂ "	TS5AECL66L	\$1597
19 ¹ / ₁₆ "	70 ⁷ / ₈ "	29 ¹ / ₂ "	TS5AECL72L	\$1662
23 ⁵ / ₈ "	59 ¹ / ₁₆ "	29 ¹ / ₂ "	TS5AECL460L	\$1558
23 ⁵ / ₈ "	64 ¹⁵ / ₁₆ "	29 ¹ / ₂ "	TS5AECL466L	\$1624
23 ⁵ / ₈ "	70 ⁷ / ₈ "	29 ¹ / ₂ "	TS5AECL472L	\$1687

Lateral File Right

19 ¹ / ₁₆ "	59 ¹ / ₁₆ "	29 ¹ / ₂ "	TS5AECL60R	\$1531
19 ¹ / ₁₆ "	64 ¹⁵ / ₁₆ "	29 ¹ / ₂ "	TS5AECL66R	\$1597
19 ¹ / ₁₆ "	70 ⁷ / ₈ "	29 ¹ / ₂ "	TS5AECL72R	\$1662
23 ⁵ / ₈ "	59 ¹ / ₁₆ "	29 ¹ / ₂ "	TS5AECL460R	\$1558
23 ⁵ / ₈ "	64 ¹⁵ / ₁₆ "	29 ¹ / ₂ "	TS5AECL466R	\$1624
23 ⁵ / ₈ "	70 ⁷ / ₈ "	29 ¹ / ₂ "	TS5AECL472R	\$1687

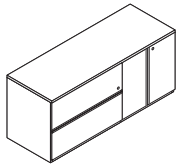
Two Lateral Files

19 ¹ / ₁₆ "	70 ⁷ / ₈ "	29 ¹ / ₂ "	TS5AECLL72	\$2398
23 ⁵ / ₈ "	70 ⁷ / ₈ "	29 ¹ / ₂ "	TS5AECLL472	\$2426



Credenzas with Lateral File and Cabinet

SIN 711.2



Tip: Grain direction of back panel runs horizontally. Grain direction of end panels runs vertically.

Tip: Field-installed, key-specific lock cylinders must be ordered separately. ▶ Page 577

Tip: Leveling glides are adjustable up to 3/4"H.

Tip: Plywood striping does not match laminate finishes. Plywood striping is offered in three finishes that complement some of the laminates.

Standard Includes	Required to Specify
<ul style="list-style-type: none"> ▶ Need help? See <i>Wood Caseloads and Tables Specification Guide</i> for product details. • Credenza with full-height back panel: worksurface laminate and vertical surfaces laminate • 1"-thick worksurface edges with square edge profile on Classic Payback: high-impact plastic to match worksurface • 1½"-thick worksurface edges with ribbed edge profile on Executive Payback: high-impact plastic to match worksurface • Integral pull on Classic Payback doors and drawers: 6000 Black plastic • Waterfall pull on Executive Payback doors and drawers: 7207 Black • Adjustable shelf in double-door cabinet • Steel drawer interiors: black paint only • Full-extension, heavy-duty ball-bearing glide drawer suspensions • Frames in file drawers to accommodate side-to-side filing of letter-size or legal-size hanging file folders • Locks on files and door, keyed randomly, FR series • Safety interlock to prevent more than one drawer being opened at a time • Integral pull on Classic Payback cabinet doors • Waterfall pull on Executive Payback cabinet doors • Adjustable leveling glides • Shipped fully assembled 	<ol style="list-style-type: none"> 1 Style number 2 Laminate color number for worksurface 3 Vertical laminate color number for credenza 4 Finish color number for lock 5 Options, if selected (see below) <p>▶ See <i>Surface Materials</i>, page 292.</p>

Options	Price	Required to Specify
Worksurface Edge Band Detail <ul style="list-style-type: none"> • Light plywood striping detail, square edge profile • Medium plywood striping detail, square edge profile • Dark plywood striping detail, square edge profile • Flat square edge profile on Executive Payback only 	<p>No cost</p> <p>No cost</p> <p>No cost</p> <p>No cost</p>	<p>Specify with <i>light plywood striping</i>.</p> <p>Specify with <i>medium plywood striping</i>.</p> <p>Specify with <i>dark plywood striping</i>.</p> <p>Specify with <i>flat square edge profile</i>.</p>
Pulls <ul style="list-style-type: none"> • Integral pulls on Classic Payback only: 6699 Platinum • Waterfall pulls on Executive Payback only: 4799 Platinum • Payback handle pulls: 0835 Black • Payback handle pulls: 4799 Platinum • Ledge pulls: 7207 Black • Ledge pulls: 4799 Platinum 	<p>No cost</p> <p>+\$ 6</p> <p>No cost</p> <p>+\$ 6</p> <p>+\$ 26</p> <p>+\$ 32</p>	<p>Specify with <i>6699 Platinum integral pulls</i>.</p> <p>Specify with <i>4799 Platinum waterfall pulls</i>.</p> <p>Specify with <i>0835 Black Payback handle pulls</i>.</p> <p>Specify with <i>4799 Platinum Payback handle pulls</i>.</p> <p>Specify with <i>7207 Black ledge pulls</i>.</p> <p>Specify with <i>4799 Platinum ledge pulls</i>.</p>
Cable Management <ul style="list-style-type: none"> • Flip-up power unit 	<p>+\$287</p>	<p>Left: Specify with <i>VPFL</i> and color number.</p> <p>Right: Specify with <i>VPFR</i> and color number.</p>
Lock <ul style="list-style-type: none"> • Polished chrome • Ember chrome 	<p>No cost</p> <p>No cost</p>	<p>Specify with <i>9201 Polished Chrome lock</i>.</p> <p>Specify with <i>9250 Ember Chrome lock</i>.</p>
Related Products <ul style="list-style-type: none"> • Front-to-back lateral file rail 		<p>▶ Page 290</p>

Specification Information

Dimensions			Style Number	Base Price
D	W	H		

Dimensions			Style Number	Base Price
D	W	H		

Classic Payback

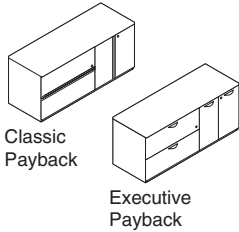
Lateral File Left, Double-Door Cabinet Right

19 ¹¹ / ₁₆ "	64 ¹⁵ / ₁₆ "	29"	TS5ACSL2066	\$1772
19 ¹¹ / ₁₆ "	70 ⁷ / ₈ "	29"	TS5ACSL2072	\$1837
23 ⁵ / ₈ "	64 ¹⁵ / ₁₆ "	29"	TS5ACSL2466	\$1837
23 ⁵ / ₈ "	70 ⁷ / ₈ "	29"	TS5ACSL2472	\$1900

Executive Payback

Lateral File Left, Double-Door Cabinet Right

19 ¹¹ / ₁₆ "	64 ¹⁵ / ₁₆ "	29 ¹ / ₂ "	TS5AECLC66	\$1944
19 ¹¹ / ₁₆ "	70 ⁷ / ₈ "	29 ¹ / ₂ "	TS5AECLC72	\$2007
23 ⁵ / ₈ "	64 ¹⁵ / ₁₆ "	29 ¹ / ₂ "	TS5AECLC466	\$2007
23 ⁵ / ₈ "	70 ⁷ / ₈ "	29 ¹ / ₂ "	TS5AECLC472	\$2074

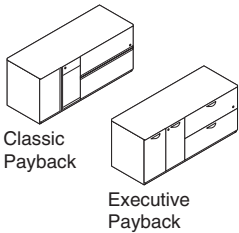


Double-Door Cabinet Left, Lateral File Right

19 ¹¹ / ₁₆ "	64 ¹⁵ / ₁₆ "	29"	TS5ACSR2066	\$1772
19 ¹¹ / ₁₆ "	70 ⁷ / ₈ "	29"	TS5ACSR2072	\$1837
23 ⁵ / ₈ "	64 ¹⁵ / ₁₆ "	29"	TS5ACSR2466	\$1837
23 ⁵ / ₈ "	70 ⁷ / ₈ "	29"	TS5ACSR2472	\$1900

Double-Door Cabinet Left, Lateral File Right

19 ¹¹ / ₁₆ "	64 ¹⁵ / ₁₆ "	29 ¹ / ₂ "	TS5AECCL66	\$1944
19 ¹¹ / ₁₆ "	70 ⁷ / ₈ "	29 ¹ / ₂ "	TS5AECCL72	\$2007
23 ⁵ / ₈ "	64 ¹⁵ / ₁₆ "	29 ¹ / ₂ "	TS5AECCL466	\$2007
23 ⁵ / ₈ "	70 ⁷ / ₈ "	29 ¹ / ₂ "	TS5AECCL472	\$2074

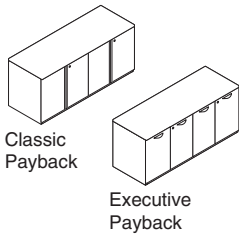


Two Double-Door Cabinets

19 ¹¹ / ₁₆ "	64 ¹⁵ / ₁₆ "	29"	TS5ACSS2066	\$1382
19 ¹¹ / ₁₆ "	70 ⁷ / ₈ "	29"	TS5ACSS2072	\$1448
23 ⁵ / ₈ "	64 ¹⁵ / ₁₆ "	29"	TS5ACSS2466	\$1448
23 ⁵ / ₈ "	70 ⁷ / ₈ "	29"	TS5ACSS2472	\$1513

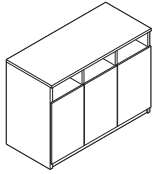
Two Double-Door Cabinets

19 ¹¹ / ₁₆ "	64 ¹⁵ / ₁₆ "	29 ¹ / ₂ "	TS5AECC66	\$1554
19 ¹¹ / ₁₆ "	70 ⁷ / ₈ "	29 ¹ / ₂ "	TS5AECC72	\$1620
23 ⁵ / ₈ "	64 ¹⁵ / ₁₆ "	29 ¹ / ₂ "	TS5AECC466	\$1620
23 ⁵ / ₈ "	70 ⁷ / ₈ "	29 ¹ / ₂ "	TS5AECC472	\$1684



Buffet Credenzas

SIN 711.2



Tip: Grain direction of back panel runs horizontally. Grain direction of end panels runs vertically.

Tip: Leveling glides are adjustable up to 3/4"H.

Tip: Field-installed, key-specific lock cylinders must be ordered separately.
▶ Page 577

Tip: Plywood striping does not match laminate finishes. Plywood striping is offered in three finishes that complement some of the laminates.

Standard Includes	Required to Specify
<p>▶ Need help? See <i>Wood Casegoods and Tables Specification Guide</i> for product details.</p> <ul style="list-style-type: none"> • Credenza with full-height back panel: worksurface laminate and vertical surfaces laminate • 1"-thick worksurface edges with square edge profile on Classic Payback: high-impact plastic to match worksurface • 1½"-thick worksurface edges with ribbed edge profile on Executive Payback: high-impact plastic to match worksurface • Integral pull on Classic Payback doors and drawers: 6000 Black plastic • Waterfall pull on Executive Payback doors and drawers: 7207 Black • Adjustable shelf in each double-door cabinet • Adjustable leveling glides • Shipped fully assembled 	<ol style="list-style-type: none"> 1 Style number 2 Laminate color number for worksurface 3 Vertical laminate color number for credenza 4 Options, if selected (see below) <p>▶ See <i>Surface Materials</i>, page 292.</p>

Options	Price	Required to Specify
<p>Top Edge Band Detail</p> <ul style="list-style-type: none"> • Light plywood striping detail, square edge profile • Medium plywood striping detail, square edge profile • Dark plywood striping detail, square edge profile • Flat square edge profile on Executive Payback only 	<p>No cost</p> <p>No cost</p> <p>No cost</p> <p>No cost</p>	<p>Specify with <i>light plywood striping</i>.</p> <p>Specify with <i>medium plywood striping</i>.</p> <p>Specify with <i>dark plywood striping</i>.</p> <p>Specify with <i>flat square edge profile</i>.</p>
<p>Pulls</p> <ul style="list-style-type: none"> • Integral pulls on Classic Payback only: 6699 Platinum • Waterfall pulls on Executive Payback only: 4799 Platinum • Payback handle pulls: 0835 Black • Payback handle pulls: 4799 Platinum • Ledge pulls: 7207 Black • Ledge pulls: 4799 Platinum 	<p>No cost</p> <p>+\$ 6</p> <p>No cost</p> <p>+\$ 6</p> <p>+\$ 26</p> <p>+\$ 32</p>	<p>Specify with <i>6699 Platinum integral pulls</i>.</p> <p>Specify with <i>4799 Platinum waterfall pulls</i>.</p> <p>Specify with <i>0835 Black Payback handle pulls</i>.</p> <p>Specify with <i>4799 Platinum Payback handle pulls</i>.</p> <p>Specify with <i>7207 Black ledge pulls</i>.</p> <p>Specify with <i>4799 Platinum ledge pulls</i>.</p>
<p>Lock</p> <ul style="list-style-type: none"> • Polished chrome • Ember chrome 	<p>Lock in door, FR series</p> <p>+\$242</p> <p>+\$242</p>	<p>Specify with <i>9201 Polished Chrome lock</i>.</p> <p>Specify with <i>9250 Ember Chrome lock</i>.</p>

Specification Information

Dimensions			Style	Base	Dimensions			Style	Base
D	W	H	Number	Price	D	W	H	Number	Price

Classic Payback

Buffet-Height Credenzas with Open Shelves and Doors

23 ⁵ / ₈ "	47 ¹⁵ / ₁₆ "	36"	TS5ACSB2448P	\$1481
23 ⁵ / ₈ "	62 ¹ / ₄ "	36"	TS5ACSB2466P	\$1666
23 ⁵ / ₈ "	77 ¹ / ₂ "	36"	TS5ACSB2478P	\$1801

Buffet-Height Credenzas with Box Drawers and Doors

23 ⁵ / ₈ "	47 ¹⁵ / ₁₆ "	36"	TS5ACSB2448B	\$1629
23 ⁵ / ₈ "	62 ¹ / ₄ "	36"	TS5ACSB2466B	\$1832
23 ⁵ / ₈ "	77 ¹ / ₂ "	36"	TS5ACSB2478B	\$1982

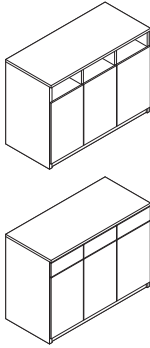
Executive Payback

Buffet-Height Credenzas with Open Shelves and Doors

23 ⁵ / ₈ "	47 ¹⁵ / ₁₆ "	36 ¹ / ₂ "	TS5AECB448P	\$1655
23 ⁵ / ₈ "	62 ¹ / ₄ "	36 ¹ / ₂ "	TS5AECB466P	\$1863
23 ⁵ / ₈ "	77 ¹ / ₂ "	36 ¹ / ₂ "	TS5AECB478P	\$2015

Buffet-Height Credenzas with Box Drawers and Doors

23 ⁵ / ₈ "	47 ¹⁵ / ₁₆ "	36 ¹ / ₂ "	TS5AECB448B	\$1822
23 ⁵ / ₈ "	62 ¹ / ₄ "	36 ¹ / ₂ "	TS5AECB466B	\$2049
23 ⁵ / ₈ "	77 ¹ / ₂ "	36 ¹ / ₂ "	TS5AECB478B	\$2216

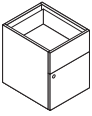


Tip: Box drawers do not lock.

Pedestals

Field-Installed Under-Worksurface

SIN 711.2



Tip: Under-worksurface pedestals are not visually compatible with assembled desk pedestals.

Tip: Field-installed, key-specific lock cylinders must be ordered separately.

▶ Page 577

Tip: Integral pulls are blocked when two pedestals are field-installed side by side underneath a worksurface. Handle or ledge pulls must be specified.

Standard Includes		Required to Specify
▶ Need help? See <i>Wood Casegoods and Tables Specification Guide</i> for product details.	<ul style="list-style-type: none"> • Pedestal: laminate • Integral pull on Classic Payback drawers: 6000 Black plastic • Waterfall pull on Executive Payback drawers: 7207 Black • Drawer interiors: black laminate only • Full-extension, heavy-duty ball-bearing drawer suspensions • One pencil tray in box drawer: black plastic only • Lock on drawer, keyed randomly, FR series • File drawers to accommodate front-to-back filing of letter-size hanging file folders or side-to-side filing of legal-size hanging file folders • Attachment hardware • Adjustable leveling glides on box-box file and file-file pedestal • Shipped fully assembled 	<ol style="list-style-type: none"> 1 Style number 2 Vertical laminate color number for pedestal 3 Finish color number for lock 4 Options, if selected (see below) <p>▶ See <i>Surface Materials</i>, page 292.</p>

	Options	Price	Required to Specify
Pulls	• Integral pulls on Classic Payback only: 6699 Platinum	No cost	Specify with 6699 Platinum integral pulls.
	• Waterfall pulls on Executive Payback only: 4799 Platinum	+\$ 6	Specify with 4799 Platinum waterfall pulls.
	• Payback handle pulls: 0835 Black	No cost	Specify with 0835 Black Payback handle pulls.
	• Payback handle pulls: 4799 Platinum	+\$ 6	Specify with 4799 Platinum Payback handle pulls.
	• Ledge pulls: 7207 Black	+\$26	Specify with 7207 Black ledge pulls.
	• Ledge pulls: 4799 Platinum	+\$32	Specify with 4799 Platinum ledge pulls.
Lock	• Polished chrome	No cost	Specify with 9201 Polished Chrome lock.
	• Ember chrome	No cost	Specify with 9250 Ember Chrome lock.

SIN 711.2

Specification Information

Dimensions			Style Number	Base Price	Dimensions			Style Number	Base Price
D	W	H			D	W	H		

Classic Payback

With Two Box Drawers

18 ³ / ₄ "	15 ¹ / ₂ "	12 ¹⁵ / ₁₆ "	TS5AFSBB	\$402
----------------------------------	----------------------------------	------------------------------------	-----------------	-------

With One File Drawer

18 ³ / ₄ "	15 ¹ / ₂ "	12 ¹⁵ / ₁₆ "	TS5AFSF	\$402
----------------------------------	----------------------------------	------------------------------------	----------------	-------

With One Box and One File Drawer

18 ³ / ₄ "	15 ¹ / ₂ "	18 ³ / ₄ "	TS5AFSBF	\$551
----------------------------------	----------------------------------	----------------------------------	-----------------	-------

With Two Box and One File Drawer

18 ³ / ₄ "	15 ¹ / ₂ "	27 ⁹ / ₁₆ "	TS5AFSBBF	\$822
----------------------------------	----------------------------------	-----------------------------------	------------------	-------

With Two File Drawers

18 ³ / ₄ "	15 ¹ / ₂ "	27 ⁹ / ₁₆ "	TS5AFSFF	\$822
----------------------------------	----------------------------------	-----------------------------------	-----------------	-------

With Slot and One Box and One File Drawer

18 ³ / ₄ "	15 ¹ / ₂ "	27 ⁹ / ₁₆ "	TS5AFSOBF	\$822
----------------------------------	----------------------------------	-----------------------------------	------------------	-------

Executive Payback

With Two Box Drawers

18 ³ / ₄ "	15 ¹ / ₂ "	12 ¹⁵ / ₁₆ "	TS5AEFSBB	\$402
----------------------------------	----------------------------------	------------------------------------	------------------	-------

With One File Drawer

18 ³ / ₄ "	15 ¹ / ₂ "	12 ¹⁵ / ₁₆ "	TS5AEFSF	\$402
----------------------------------	----------------------------------	------------------------------------	-----------------	-------

With One Box and One File Drawer

18 ³ / ₄ "	15 ¹ / ₂ "	18 ³ / ₄ "	TS5AEFSBF	\$551
----------------------------------	----------------------------------	----------------------------------	------------------	-------

With Two Box and One File Drawer

18 ³ / ₄ "	15 ¹ / ₂ "	27 ⁹ / ₁₆ "	TS5AEFSBBF	\$822
----------------------------------	----------------------------------	-----------------------------------	-------------------	-------

With Two File Drawers

18 ³ / ₄ "	15 ¹ / ₂ "	27 ⁹ / ₁₆ "	TS5AEFSFF	\$822
----------------------------------	----------------------------------	-----------------------------------	------------------	-------

With Slot and One Box and One File Drawer

18 ³ / ₄ "	15 ¹ / ₂ "	27 ⁹ / ₁₆ "	TS5AEFOBF	\$822
----------------------------------	----------------------------------	-----------------------------------	------------------	-------



Classic Payback



Executive Payback



Classic Payback



Executive Payback



Classic Payback



Executive Payback



Classic Payback



Executive Payback



Classic Payback



Executive Payback



Classic Payback

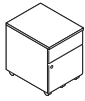


Executive Payback

Classic and Executive Payback

Mobile Pedestals

SIN 711.2



Tip: The top is recessed behind drawer. Front edge profile on top is not visible.

Tip: Field-installed, key-specific lock cylinders must be ordered separately.

▶ Page 577

Standard Includes		Required to Specify
<p>▶ Need help? See <i>Wood Casegoods and Tables Specification Guide</i> for product details.</p> <ul style="list-style-type: none"> • Pedestal: laminate • Integral pull on Classic Payback drawers: 6000 Black plastic • Waterfall pull on Executive Payback drawers: 7207 Black • Drawer interiors: black laminate only • Full-extension, heavy-duty ball-bearing drawer suspensions • One pencil tray in box drawer: black plastic only • Lock on drawer, keyed randomly, FR series • File drawers to accommodate front-to-back filing of letter-size hanging file folders or side-to-side filing of legal-size hanging file folders • Dual-wheel casters: black only 	<ol style="list-style-type: none"> 1 Style number 2 Vertical laminate color number for pedestal 3 Finish color number for lock 4 Options, if selected (see below) <p>▶ See <i>Surface Materials</i>, page 292.</p>	

Options	Price	Required to Specify
<p>Pulls</p> <ul style="list-style-type: none"> • Integral pulls on Classic Payback only: 6699 Platinum • Waterfall pulls on Executive Payback only: 4799 Platinum • Payback handle pulls: 0835 Black • Payback handle pulls: 4799 Platinum • Ledge pulls: 7207 Black • Ledge pulls: 4799 Platinum 	<p>No cost</p> <p>+\$ 6</p> <p>No cost</p> <p>+\$ 6</p> <p>+\$26</p> <p>+\$32</p>	<p>Specify with 6699 Platinum integral pulls.</p> <p>Specify with 4799 Platinum waterfall pulls.</p> <p>Specify with 0835 Black Payback handle pulls.</p> <p>Specify with 4799 Platinum Payback handle pulls.</p> <p>Specify with 7207 Black ledge pulls.</p> <p>Specify with 4799 Platinum ledge pulls.</p>
<p>Lock</p> <ul style="list-style-type: none"> • Polished chrome • Ember chrome 	<p>No cost</p> <p>No cost</p>	<p>Specify with 9201 Polished Chrome lock.</p> <p>Specify with 9250 Ember Chrome lock.</p>

SIN 711.2

Specification Information

Dimensions			Style Number	Base Price
D	W	H		

Dimensions			Style Number	Base Price
D	W	H		

Classic Payback

Executive Payback

With One Box and One File Drawer

With One Box and One File Drawer

18 ³ / ₄ "	15 ¹ / ₂ "	21"	TS5AFMBF	\$751
----------------------------------	----------------------------------	-----	-----------------	-------

18 ³ / ₄ "	15 ¹ / ₂ "	21"	TS5AEMBF	\$751
----------------------------------	----------------------------------	-----	-----------------	-------

With Two Box and One File Drawer

With Two Box and One File Drawer

18 ³ / ₄ "	15 ¹ / ₂ "	27 ³ / ₄ "	TS5AFMBBF	\$868
----------------------------------	----------------------------------	----------------------------------	------------------	-------

18 ³ / ₄ "	15 ¹ / ₂ "	27 ³ / ₄ "	TS5AEMBBF	\$868
----------------------------------	----------------------------------	----------------------------------	------------------	-------

With Two File Drawers

With Two File Drawers

18 ³ / ₄ "	15 ¹ / ₂ "	27 ³ / ₄ "	TS5AFMFF	\$868
----------------------------------	----------------------------------	----------------------------------	-----------------	-------

18 ³ / ₄ "	15 ¹ / ₂ "	27 ³ / ₄ "	TS5AEMFF	\$868
----------------------------------	----------------------------------	----------------------------------	-----------------	-------

With Slot and One Box and One File Drawer

With Slot and One Box and One File Drawer

18 ³ / ₄ "	15 ¹ / ₂ "	27 ³ / ₄ "	TS5AFMOBF	\$868
----------------------------------	----------------------------------	----------------------------------	------------------	-------

18 ³ / ₄ "	15 ¹ / ₂ "	27 ³ / ₄ "	TS5AEMOBF	\$868
----------------------------------	----------------------------------	----------------------------------	------------------	-------



Classic Payback



Executive Payback



Classic Payback



Executive Payback



Classic Payback



Executive Payback



Classic Payback

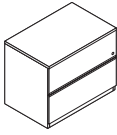


Executive Payback

Lateral Files

Freestanding

SIN 711.2



Tip: Field-installed, key-specific lock cylinders must be ordered separately.
▶ Page 577

Tip: Plywood striping does not match laminate finishes. Plywood striping is offered in three finishes that complement some of the laminates.

Note: Four drawer lateral files have horizontal grain direction on the back panels.

Standard Includes		Required to Specify
▶ Need help? See <i>Wood Casegoods and Tables Specification Guide</i> for product details.	<ul style="list-style-type: none"> Lateral file: top laminate and vertical surfaces laminate 1"-thick top edges with square edge profile on Classic Payback: high-impact plastic to match top 1½"-thick top edges with ribbed edge profile on Executive Payback: high-impact plastic to match top Integral pull on Classic Payback drawers: 6000 Black plastic Waterfall pull on Executive Payback drawers: 7207 Black Lock on drawer, keyed randomly, FR series Label holders on three- and four-drawer lateral files only Steel drawer interiors: black paint only Full-extension, heavy-duty ball-bearing glide drawer suspensions Frames in file drawers to accommodate side-to-side filing of letter-size or legal-size hanging file folders Safety interlock to prevent more than one drawer being opened at a time Adjustable leveling glides Shipped fully assembled 	<ol style="list-style-type: none"> Style number Laminate color number for top of lateral file Vertical laminate color number for lateral file Finish color number for lock Options, if selected (see below) ▶ See <i>Surface Materials</i> , page 292.

	Options	Price	Required to Specify
Top Edge Band Detail	<ul style="list-style-type: none"> Light plywood striping detail, square edge profile Medium plywood striping detail, square edge profile Dark plywood striping detail, square edge profile Flat square edge profile on Executive Payback only 	No cost	Specify with <i>light plywood striping</i> .
Pulls	<ul style="list-style-type: none"> Integral pulls on Classic Payback only: 6699 Platinum Waterfall pulls on Executive Payback only: 4799 Platinum Payback handle pulls: 0835 Black Payback handle pulls: 4799 Platinum Ledge pulls: 7207 Black Ledge pulls: 4799 Platinum 	No cost +\$ 6 No cost +\$ 6 +\$26 +\$32	Specify with <i>6699 Platinum integral pulls</i> . Specify with <i>4799 Platinum waterfall pulls</i> . Specify with <i>0835 Black Payback handle pulls</i> . Specify with <i>4799 Platinum Payback handle pulls</i> . Specify with <i>7207 Black ledge pulls</i> . Specify with <i>4799 Platinum ledge pulls</i> .
Lock	<ul style="list-style-type: none"> Polished chrome Ember chrome 	No cost No cost	Specify with <i>9201 Polished Chrome lock</i> . Specify with <i>9250 Ember Chrome lock</i> .
Related Products	<ul style="list-style-type: none"> Front-to-back lateral file rail 		▶ Page 290

Specification Information

Dimensions			Style Number	Base Price	Dimensions			Style Number	Base Price
D	W	H			D	W	H		

Classic Payback

With Two Drawers

19 ¹¹ / ₁₆ "	29 ¹ / ₂ "	29"	TS5AL30F2	\$1106
19 ¹¹ / ₁₆ "	35 ⁷ / ₁₆ "	29"	TS5ALATF2	\$1172
23 ⁵ / ₈ "	29 ¹ / ₂ "	29"	TS5AL430F2	\$1172
23 ⁵ / ₈ "	35 ⁷ / ₁₆ "	29"	TS5AL436F2	\$1236

With Three Drawers

19 ¹¹ / ₁₆ "	35 ⁷ / ₁₆ "	41 ⁵ / ₁₆ "	TS5ALATF3	\$1620
------------------------------------	-----------------------------------	-----------------------------------	------------------	--------

With Four Drawers

19 ¹¹ / ₁₆ "	35 ⁷ / ₁₆ "	57 ¹ / ₄ "	TS5ALATF4	\$2037
------------------------------------	-----------------------------------	----------------------------------	------------------	--------

Executive Payback

With Two Drawers

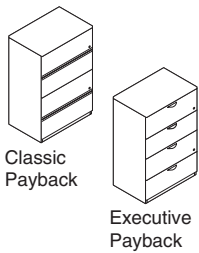
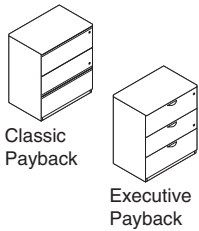
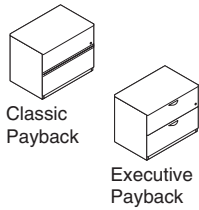
19 ¹¹ / ₁₆ "	29 ¹ / ₂ "	29 ¹ / ₂ "	TS5AEL30F2	\$1216
19 ¹¹ / ₁₆ "	35 ⁷ / ₁₆ "	29 ¹ / ₂ "	TS5AELATF2	\$1281
23 ⁵ / ₈ "	29 ¹ / ₂ "	29 ¹ / ₂ "	TS5AEL430F2	\$1281
23 ⁵ / ₈ "	35 ⁷ / ₁₆ "	29 ¹ / ₂ "	TS5AEL436F2	\$1345

With Three Drawers

19 ¹¹ / ₁₆ "	35 ⁷ / ₁₆ "	41 ¹³ / ₁₆ "	TS5AELATF3	\$1729
------------------------------------	-----------------------------------	------------------------------------	-------------------	--------

With Four Drawers

19 ¹¹ / ₁₆ "	35 ⁷ / ₁₆ "	57 ³ / ₄ "	TS5AELATF4	\$2147
------------------------------------	-----------------------------------	----------------------------------	-------------------	--------



Lateral Files

Field-Installed Beneath Shells

SIN 711.2

Tip: Wesko locks are not compatible with Steelcase FR series locks and keys.

Tip: Field-installed, key-specific lock cylinders must be ordered separately.

▶ Page 577

Standard Includes		Required to Specify
▶ Need help? See <i>Wood Caseloads and Tables Specification Guide</i> for product details.	<ul style="list-style-type: none"> Lateral file with full end panels left and right: laminate Integral pull on Classic Payback drawers: 6000 Black plastic Waterfall pull on Executive Payback drawers: 7207 Black Steel drawer interiors: black paint only Full-extension, heavy-duty ball-bearing drawer suspensions Lock on top drawer, keyed randomly, FR series Frames in file drawers to accommodate side-to-side filing of letter-size or legal-size hanging file folders Safety interlock to prevent more than one drawer being opened at a time Adjustable leveling glides Shipped fully assembled 	<ol style="list-style-type: none"> Style number Vertical laminate color number for lateral file Finish color number for lock Options, if selected (see below) <p>▶ See <i>Surface Materials</i>, page 292.</p>

Options	Price	Required to Specify
Pulls		
• Integral pulls on Classic Payback only: 6699 Platinum	No cost	Specify with 6699 Platinum integral pulls.
• Waterfall pulls on Executive Payback only: 4799 Platinum	+\$ 6	Specify with 4799 Platinum waterfall pulls.
• Payback handle pulls: 0835 Black	No cost	Specify with 0835 Black Payback handle pulls.
• Payback handle pulls: 4799 Platinum	+\$ 6	Specify with 4799 Platinum Payback handle pulls.
• Ledge pulls: 7207 Black	+\$26	Specify with 7207 Black ledge pulls.
• Ledge pulls: 4799 Platinum	+\$32	Specify with 4799 Platinum ledge pulls.
Lock		
• Polished chrome	No cost	Specify with 9201 Polished Chrome lock.
• Ember chrome	No cost	Specify with 9250 Ember Chrome lock.
Related Products	• Front-to-back lateral file rail	▶ Page 290

Specification Information

Dimensions			Style	Base	Dimensions			Style	Base
D	W	H	Number	Price	D	W	H	Number	Price

Classic Payback

18 ³ / ₄ "	29 ⁹ / ₁₆ "	27 ⁹ / ₁₆ "	TS5AL30M2	\$1041
18 ³ / ₄ "	35 ⁷ / ₁₆ "	27 ⁹ / ₁₆ "	TS5ALATM2	\$1106

Executive Payback

18 ³ / ₄ "	29 ¹ / ₂ "	27 ⁹ / ₁₆ "	TS5AEL30M2	\$1041
18 ³ / ₄ "	35 ⁷ / ₁₆ "	27 ⁹ / ₁₆ "	TS5AELATM2	\$1106



Classic Payback

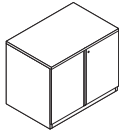


Executive Payback

Storage Cabinets

Freestanding

SIN 711.2



Tip: Field-installed, key-specific lock cylinders must be ordered separately.
▶ Page 577

Tip: Plywood striping does not match laminate finishes. Plywood striping is offered in three finishes that complement some of the laminates.

Standard Includes	Required to Specify
<ul style="list-style-type: none"> ▶ Need help? See <i>Wood Casegoods and Tables Specification Guide</i> for product details. • Storage cabinet: top laminate and vertical surfaces laminate • 1"-thick top edges with square edge profile on Classic Payback: high-impact plastic to match top • 1½"-thick top edges with ribbed edge profile on Executive Payback: high-impact plastic to match top • Integral pull on Classic Payback doors and/or drawers: 6000 Black plastic • Waterfall pull on Executive Payback doors and/or drawers: 7207 Black • Drawer interiors: black laminate only • Full-extension, heavy-duty ball-bearing drawer suspensions • Lock on door and drawer, keyed randomly, FR series • File drawers to accommodate front-to-back filing of letter-size hanging file folders or side-to-side filing of legal-size hanging file folders • Door hinged at left on cabinet with door and two drawers • One adjustable-height shelf • Adjustable leveling glides • Shipped fully assembled 	<ol style="list-style-type: none"> 1 Style number 2 Laminate color number for top of storage cabinet 3 Vertical laminate color number for storage cabinet 4 Finish color number for lock 5 Options, if selected (see below) <p>▶ See <i>Surface Materials</i>, page 292.</p>

Options	Price	Required to Specify
<p>Top Edge Band Detail</p> <ul style="list-style-type: none"> • Light plywood striping detail, square edge profile • Medium plywood striping detail, square edge profile • Dark plywood striping detail, square edge profile • Flat square edge profile on Executive Payback only 	<p>No cost</p> <p>No cost</p> <p>No cost</p> <p>No cost</p>	<p>Specify with <i>light plywood striping</i>.</p> <p>Specify with <i>medium plywood striping</i>.</p> <p>Specify with <i>dark plywood striping</i>.</p> <p>Specify with <i>flat square edge profile</i>.</p>
<p>Pulls</p> <ul style="list-style-type: none"> • Integral pulls on Classic Payback only: 6699 Platinum • Waterfall pulls on Executive Payback only: 4799 Platinum • Payback handle pulls: 0835 Black • Payback handle pulls: 4799 Platinum • Ledge pulls: 7207 Black • Ledge pulls: 4799 Platinum 	<p>No cost</p> <p>+\$ 6</p> <p>No cost</p> <p>+\$ 6</p> <p>+\$26</p> <p>+\$32</p>	<p>Specify with <i>6699 Platinum integral pulls</i>.</p> <p>Specify with <i>4799 Platinum waterfall pulls</i>.</p> <p>Specify with <i>0835 Black Payback handle pulls</i>.</p> <p>Specify with <i>4799 Platinum Payback handle pulls</i>.</p> <p>Specify with <i>7207 Black ledge pulls</i>.</p> <p>Specify with <i>4799 Platinum ledge pulls</i>.</p>
<p>Lock</p> <ul style="list-style-type: none"> • Polished chrome • Ember chrome 	<p>No cost</p> <p>No cost</p>	<p>Specify with <i>9201 Polished Chrome lock</i>.</p> <p>Specify with <i>9250 Ember Chrome lock</i>.</p>

SIN 711.2

Specification Information

Dimensions			Style Number	Base Price
D	W	H		

Dimensions			Style Number	Base Price
D	W	H		

Classic Payback

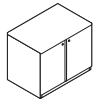
Executive Payback

Double-Door Cabinet

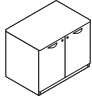
19 ¹¹ / ₁₆ "	29 ¹ / ₂ "	29"	TS5AC30F	\$ 720
19 ¹¹ / ₁₆ "	35 ⁷ / ₁₆ "	29"	TS5ACABF	\$ 775
23 ⁵ / ₈ "	29 ¹ / ₂ "	29"	TS5AC304F	\$ 778
23 ⁵ / ₈ "	35 ⁷ / ₁₆ "	29"	TS5ACAB4F	\$ 838

Double-Door Cabinet

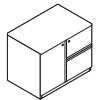
19 ¹¹ / ₁₆ "	29 ¹ / ₂ "	29 ¹ / ₂ "	TS5AEC30F	\$ 810
19 ¹¹ / ₁₆ "	35 ⁷ / ₁₆ "	29 ¹ / ₂ "	TS5AECABF	\$ 886
23 ⁵ / ₈ "	29 ¹ / ₂ "	29 ¹ / ₂ "	TS5AEC304F	\$ 870
23 ⁵ / ₈ "	35 ⁷ / ₁₆ "	29 ¹ / ₂ "	TS5AECAB4F	\$ 950



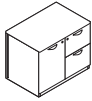
Classic Payback



Executive Payback



Classic Payback



Executive Payback

Hinged Door Left and File Drawers Right

Hinged Door Left and File Drawers Right

19 ¹¹ / ₁₆ "	35 ⁷ / ₁₆ "	29"	TS5AHSCLF	\$1077
23 ⁵ / ₈ "	35 ⁷ / ₁₆ "	29"	TS5AHSCL4F	\$1142

19 ¹¹ / ₁₆ "	35 ⁷ / ₁₆ "	29 ¹ / ₂ "	TS5AEHSCLF	\$1187
23 ⁵ / ₈ "	35 ⁷ / ₁₆ "	29 ¹ / ₂ "	TS5AEHSCL4F	\$1252

Storage Cabinets

Field-Installed Beneath Shell

SIN 711.2

	Standard Includes	Required to Specify
<p>▶ Need help? See <i>Wood Caseloads and Tables Specification Guide</i> for product details.</p>	<ul style="list-style-type: none"> Storage cabinet: laminate Integral pull on Classic Payback doors and/or drawers: 6000 Black plastic Waterfall pull on Executive Payback doors and/or drawers: 7207 Black Drawer interiors: black laminate only Full-extension, heavy-duty ball-bearing drawer suspensions Lock on door and drawer of cabinets with file drawers, keyed randomly, FR series File drawers to accommodate front-to-back filing of letter-size hanging file folders or side-to-side filing of legal-size hanging file folders Door hinged at left on cabinet with door and two drawers One adjustable-height shelf Adjustable leveling glides Shipped fully assembled 	<ol style="list-style-type: none"> Style number Vertical laminate color number for storage cabinet Finish color number for lock Options, if selected (see below) <p>▶ See <i>Surface Materials</i>, page 292.</p>

Tip: Field-installed, key-specific lock cylinders must be ordered separately.
▶ Page 577

Tip: Double-door cabinet does not lock.

	Options	Price	Required to Specify
Pulls	<ul style="list-style-type: none"> Integral pulls on Classic Payback only: 6699 Platinum Waterfall pulls on Executive Payback only: 4799 Platinum Payback handle pulls: 0835 Black Payback handle pulls: 4799 Platinum Ledge pulls: 7207 Black Ledge pulls: 4799 Platinum 	<p>No cost</p> <p>+\$ 6</p> <p>No cost</p> <p>+\$ 6</p> <p>+\$26</p> <p>+\$32</p>	<p>Specify with 6699 Platinum integral pulls.</p> <p>Specify with 4799 Platinum waterfall pulls.</p> <p>Specify with 0835 Black Payback handle pulls.</p> <p>Specify with 4799 Platinum Payback handle pulls.</p> <p>Specify with 7207 Black ledge pulls.</p> <p>Specify with 4799 Platinum ledge pulls.</p>
Lock	<ul style="list-style-type: none"> Polished chrome Ember chrome 	<p>No cost</p> <p>No cost</p>	<p>Specify with 9201 Polished Chrome lock.</p> <p>Specify with 9250 Ember Chrome lock.</p>

Specification Information

Dimensions			Style	Base	Dimensions			Style	Base
D	W	H	Number	Price	D	W	H	Number	Price

Classic Payback

Double-Door Cabinet

18 ³ / ₄ "	29 ¹ / ₂ "	27 ⁹ / ₁₆ "	TS5AC30M	\$ 660
18 ³ / ₄ "	35 ⁷ / ₁₆ "	27 ⁹ / ₁₆ "	TS5ACABM	\$ 711

Executive Payback

Double-Door Cabinet

18 ³ / ₄ "	29 ¹ / ₂ "	27 ⁹ / ₁₆ "	TS5AEC30M	\$ 660
18 ³ / ₄ "	35 ⁷ / ₁₆ "	27 ⁹ / ₁₆ "	TS5AECABM	\$ 711

Hinged Door Left and File Drawers Right

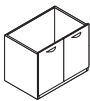
18 ³ / ₄ "	35 ⁷ / ₁₆ "	27 ⁹ / ₁₆ "	TS5AHSCLM	\$1014
----------------------------------	-----------------------------------	-----------------------------------	------------------	--------

Hinged Door Left and File Drawers Right

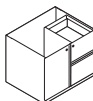
18 ³ / ₄ "	35 ⁷ / ₁₆ "	27 ⁹ / ₁₆ "	TS5AEHSCLM	\$1014
----------------------------------	-----------------------------------	-----------------------------------	-------------------	--------



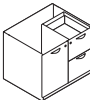
Classic Payback



Executive Payback



Classic Payback



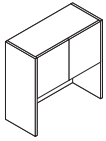
Executive Payback

SIN 711.2

Overhead Storage Cabinets

With Doors

SIN 711.2



Tip: Open overhead storage cabinets cannot be converted to closed overhead cabinets by adding doors and hinges.

Tip: Plywood striping does not match laminate finishes. Plywood striping is offered in three finishes that complement some of the laminates.

Tip: Field-installed, key-specific lock cylinders must be ordered separately.
▶ Page 577

Tip: Specify a wire manager (TS5AWM) to route cords from a shelf light.

Standard Includes	Required to Specify
-------------------	---------------------

- | | | |
|--|--|--|
| <ul style="list-style-type: none"> ▶ Need help? See <i>Wood Casegoods and Tables Specification Guide</i> for product details. | <ul style="list-style-type: none"> • Cabinet with finished back: top laminate and vertical surfaces laminate • 1"-thick top edges with square edge profile on Classic Payback: high-impact plastic to match top • 1½"-thick top edges with ribbed edge profile on Executive Payback: high-impact plastic to match top • Hinged doors • One bottom fixed shelf • Attachment hardware • Cable access space at bottom of back panel • Shipped fully assembled | <ul style="list-style-type: none"> 1 Style number 2 Laminate color number for top 3 Vertical laminate color number for cabinet 4 Options, if selected (see below) ▶ See <i>Surface Materials</i>, page 292. |
|--|--|--|

Options	Price	Required to Specify
---------	-------	---------------------

- | | | | |
|-----------------------------|--|--|--|
| Top Edge Band Detail | <ul style="list-style-type: none"> • Light plywood striping detail, square edge profile • Medium plywood striping detail, square edge profile • Dark plywood striping detail, square edge profile • Flat square edge profile on Executive Payback only | <ul style="list-style-type: none"> No cost No cost No cost No cost | <ul style="list-style-type: none"> Specify with <i>light plywood striping</i>. Specify with <i>medium plywood striping</i>. Specify with <i>dark plywood striping</i>. Specify with <i>flat square edge profile</i>. |
|-----------------------------|--|--|--|

- | | | | |
|--------------------|---|---|---|
| Door Option | <ul style="list-style-type: none"> • Laminate locking door, FR series: 9201 Polished Chrome or 9250 Ember Chrome • Non-locking frosted acrylic door | <ul style="list-style-type: none"> +\$152 +\$125 per door | <ul style="list-style-type: none"> Specify with <i>9201 Polished Chrome lock or 9250 Ember Chrome lock</i>. Specify with <i>frosted acrylic door</i>. |
|--------------------|---|---|---|

- | | | |
|-------------------------|--|--|
| Related Products | <ul style="list-style-type: none"> • Tackboards • Wire manager | <ul style="list-style-type: none"> ▶ Page 253 ▶ Page 290 |
|-------------------------|--|--|

Specification Information

Dimensions			Style	Base
D	W	H	Number	Price

Dimensions			Style	Base
D	W	H	Number	Price

Classic Payback

With Two Doors

15 ³ / ₄ "	29 ¹ / ₂ "	35 ⁷ / ₁₆ "	TS5ASMD30	\$ 631
15 ³ / ₄ "	35 ⁷ / ₁₆ "	35 ⁷ / ₁₆ "	TS5ASMD36	\$ 682
15 ³ / ₄ "	41 ⁵ / ₁₆ "	35 ⁷ / ₁₆ "	TS5ASMD42	\$ 733
15 ³ / ₄ "	29 ¹ / ₂ "	41 ¹⁵ / ₁₆ "	TS5ASMD3043	\$ 760
15 ³ / ₄ "	35 ⁷ / ₈ "	41 ¹⁵ / ₁₆ "	TS5ASMD3643	\$ 813
15 ³ / ₄ "	41 ⁵ / ₁₆ "	41 ¹⁵ / ₁₆ "	TS5ASMD4243	\$ 863

With Three Doors

15 ³ / ₄ "	47 ¹ / ₄ "	35 ⁷ / ₁₆ "	TS5ASMD48	\$ 786
15 ³ / ₄ "	47 ¹ / ₄ "	41 ¹⁵ / ₁₆ "	TS5ASMD4843	\$ 915

With Four Doors

15 ³ / ₄ "	53 ¹ / ₈ "	35 ⁷ / ₁₆ "	TS5ASMD54	\$ 837
15 ³ / ₄ "	59 ¹ / ₁₆ "	35 ⁷ / ₁₆ "	TS5ASMD60	\$ 922
15 ³ / ₄ "	64 ¹⁵ / ₁₆ "	35 ⁷ / ₁₆ "	TS5ASMD66	\$ 973
15 ³ / ₄ "	70 ⁷ / ₈ "	35 ⁷ / ₁₆ "	TS5ASMD72	\$1169
15 ³ / ₄ "	76 ³ / ₄ "	35 ⁷ / ₁₆ "	TS5ASMD78	\$1364
15 ³ / ₄ "	53 ¹ / ₈ "	41 ¹⁵ / ₁₆ "	TS5ASMD5443	\$ 967
15 ³ / ₄ "	59 ¹ / ₁₆ "	41 ¹⁵ / ₁₆ "	TS5ASMD6043	\$1052
15 ³ / ₄ "	64 ¹⁵ / ₁₆ "	41 ¹⁵ / ₁₆ "	TS5ASMD6643	\$1104
15 ³ / ₄ "	70 ⁷ / ₈ "	41 ¹⁵ / ₁₆ "	TS5ASMD7243	\$1301
15 ³ / ₄ "	76 ³ / ₄ "	41 ¹⁵ / ₁₆ "	TS5ASMD7843	\$1494

Executive Payback

With Two Doors

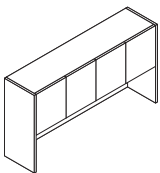
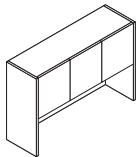
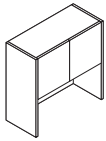
15 ³ / ₄ "	29 ¹ / ₂ "	35 ⁷ / ₁₆ "	TS5AEOH30	\$ 702
15 ³ / ₄ "	35 ⁷ / ₁₆ "	35 ⁷ / ₁₆ "	TS5AEOH36	\$ 754
15 ³ / ₄ "	41 ⁵ / ₁₆ "	35 ⁷ / ₁₆ "	TS5AEOH42	\$ 806
15 ³ / ₄ "	29 ¹ / ₂ "	41 ¹⁵ / ₁₆ "	TS5AEOH3043	\$ 831
15 ³ / ₄ "	35 ⁷ / ₁₆ "	41 ¹⁵ / ₁₆ "	TS5AEOH3643	\$ 884
15 ³ / ₄ "	41 ⁵ / ₁₆ "	41 ¹⁵ / ₁₆ "	TS5AEOH4243	\$ 934

With Three Doors

15 ³ / ₄ "	47 ¹ / ₄ "	35 ⁷ / ₁₆ "	TS5AEOH48	\$ 857
15 ³ / ₄ "	47 ¹ / ₄ "	41 ¹⁵ / ₁₆ "	TS5AEOH4843	\$ 987

With Four Doors

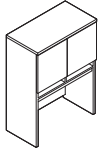
15 ³ / ₄ "	53 ¹ / ₈ "	35 ⁷ / ₁₆ "	TS5AEOH54	\$ 934
15 ³ / ₄ "	59 ¹ / ₁₆ "	35 ⁷ / ₁₆ "	TS5AEOH60	\$1020
15 ³ / ₄ "	64 ⁵ / ₁₆ "	35 ⁷ / ₁₆ "	TS5AEOH66	\$1072
15 ³ / ₄ "	70 ⁷ / ₈ "	35 ⁷ / ₁₆ "	TS5AEOH72	\$1280
15 ³ / ₄ "	76 ³ / ₄ "	35 ⁷ / ₁₆ "	TS5AEOH78	\$1474
15 ³ / ₄ "	53 ¹ / ₈ "	41 ¹⁵ / ₁₆ "	TS5AEOH5443	\$1064
15 ³ / ₄ "	59 ¹ / ₁₆ "	41 ¹⁵ / ₁₆ "	TS5AEOH6043	\$1150
15 ³ / ₄ "	64 ¹⁵ / ₁₆ "	41 ¹⁵ / ₁₆ "	TS5AEOH6643	\$1202
15 ³ / ₄ "	70 ⁷ / ₈ "	41 ¹⁵ / ₁₆ "	TS5AEOH7243	\$1410
15 ³ / ₄ "	76 ³ / ₄ "	41 ¹⁵ / ₁₆ "	TS5AEOH7843	\$1624



Overhead Storage Cabinets

With Doors and Organizer Slots

SIN 711.2



Tip: Plywood striping does not match laminate finishes. Plywood striping is offered in three finishes that complement some of the laminates.

Tip: Field-installed, key-specific lock cylinders must be ordered separately.
▶ Page 577

Standard Includes		Required to Specify	
<ul style="list-style-type: none"> Cabinet with finished back: top laminate and vertical surfaces laminate 1"-thick top edges with square edge profile on Classic Payback: high-impact plastic to match top 1½"-thick top edges with ribbed edge profile on Executive Payback: high-impact plastic to match top Hinged doors One bottom fixed shelf with open organizer shelves below Attachment hardware Cable access space at bottom of back panel Shipped fully assembled 		<ol style="list-style-type: none"> Style number Laminate color number for top Vertical laminate color number for cabinet Options, if selected (see below) <p>▶ See <i>Surface Materials</i>, page 292</p>	
Options		Price	Required to Specify
Top Edge Band Detail	• Light plywood striping detail, square edge profile	No cost	Specify with <i>light plywood striping</i> .
	• Medium plywood striping detail, square edge profile	No cost	Specify with <i>medium plywood striping</i> .
	• Dark plywood striping detail, square edge profile	No cost	Specify with <i>dark plywood striping</i> .
	• Flat square edge profile on Executive Payback only	No cost	Specify with <i>flat square edge profile</i> .
Door Option	• Laminate locking door, FR series: 9201 Polished Chrome or 9250 Ember Chrome	+\$152	Specify with <i>9201 Polished Chrome lock or 9250 Ember Chrome lock</i> .
	• Non-locking frosted acrylic door	+\$125 per door	Specify with <i>frosted acrylic door</i> .
Related Products	• Tackboards		▶ Page 253
	• Wire manager		▶ Page 290

Specification Information

Dimensions			Style	Base	Dimensions			Style	Base
D	W	H	Number	Price	D	W	H	Number	Price

Classic Payback

With Two Doors

15 ³ / ₄ "	29 ¹ / ₂ "	41 ¹⁵ / ₁₆ "	TS5ASMD3043B	\$ 836
15 ³ / ₄ "	35 ⁷ / ₁₆ "	41 ¹⁵ / ₁₆ "	TS5ASMD3643B	\$ 894
15 ³ / ₄ "	41 ⁵ / ₁₆ "	41 ¹⁵ / ₁₆ "	TS5ASMD4243B	\$ 949

With Three Doors

15 ³ / ₄ "	47 ¹ / ₄ "	41 ¹⁵ / ₁₆ "	TS5ASMD4843B	\$1007
----------------------------------	----------------------------------	------------------------------------	---------------------	--------

With Four Doors

15 ³ / ₄ "	53 ¹ / ₈ "	41 ¹⁵ / ₁₆ "	TS5ASMD5443B	\$1064
15 ³ / ₄ "	59 ¹ / ₁₆ "	41 ¹⁵ / ₁₆ "	TS5ASMD6043B	\$1157
15 ³ / ₄ "	64 ¹⁵ / ₁₆ "	41 ¹⁵ / ₁₆ "	TS5ASMD6643B	\$1214
15 ³ / ₄ "	70 ⁷ / ₈ "	41 ¹⁵ / ₁₆ "	TS5ASMD7243B	\$1431
15 ³ / ₄ "	76 ³ / ₄ "	41 ¹⁵ / ₁₆ "	TS5ASMD7843B	\$1643

Executive Payback

With Two Doors

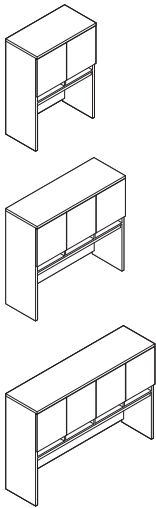
15 ³ / ₄ "	29 ¹ / ₂ "	41 ¹⁵ / ₁₆ "	TS5AE0H3043B	\$ 914
15 ³ / ₄ "	35 ⁷ / ₁₆ "	41 ¹⁵ / ₁₆ "	TS5AE0H3643B	\$ 972
15 ³ / ₄ "	41 ⁵ / ₁₆ "	41 ¹⁵ / ₁₆ "	TS5AE0H4243B	\$1027

With Three Doors

15 ³ / ₄ "	47 ¹ / ₄ "	41 ¹⁵ / ₁₆ "	TS5AE0H4843B	\$1086
----------------------------------	----------------------------------	------------------------------------	---------------------	--------

With Four Doors

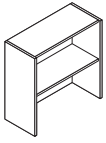
15 ³ / ₄ "	53 ¹ / ₈ "	41 ¹⁵ / ₁₆ "	TS5AE0H5443B	\$1170
15 ³ / ₄ "	59 ¹ / ₁₆ "	41 ¹⁵ / ₁₆ "	TS5AE0H6043B	\$1265
15 ³ / ₄ "	64 ¹⁵ / ₁₆ "	41 ¹⁵ / ₁₆ "	TS5AE0H6643B	\$1322
15 ³ / ₄ "	70 ⁷ / ₈ "	41 ¹⁵ / ₁₆ "	TS5AE0H7243B	\$1551
15 ³ / ₄ "	76 ³ / ₄ "	41 ¹⁵ / ₁₆ "	TS5AE0H7843B	\$1786



Overhead Storage Cabinets

Without Doors

SIN 711.2



Standard Includes	Required to Specify
<ul style="list-style-type: none"> ▶ Need help? See <i>Wood Casegoods and Tables Specification Guide</i> for product details. • Cabinet with finished back: top laminate and vertical surfaces laminate • 1"-thick top edges with square edge profile on Classic Payback: high-impact plastic to match top • 1½"-thick top edges with ribbed edge profile on Executive Payback: high-impact plastic to match top • One bottom fixed shelf • Attachment hardware • Cable access space at bottom of back panel • Shipped fully assembled 	<ul style="list-style-type: none"> 1 Style number 2 Laminate color number for top 3 Vertical laminate color number for cabinet 4 Options, if selected (see below) ▶ See <i>Surface Materials</i>, page 292.

Tip: Plywood striping does not match laminate finishes. Plywood striping is offered in three finishes that complement some of the laminates.

Options	Price	Required to Specify
Top Edge Band Detail		
• Light plywood striping detail, square edge profile	No cost	Specify with <i>light plywood striping</i> .
• Medium plywood striping detail, square edge profile	No cost	Specify with <i>medium plywood striping</i> .
• Dark plywood striping detail, square edge profile	No cost	Specify with <i>dark plywood striping</i> .
• Flat square edge profile on Executive Payback only	No cost	Specify with <i>flat square edge profile</i> .

Tip: Specify a wire manager (TS5AWM) to route cords from a shelf light.

Related Products	<ul style="list-style-type: none"> • Tackboards • Wire manager 	<ul style="list-style-type: none"> ▶ Page 253 ▶ Page 290
-------------------------	--	--

Specification Information

Dimensions			Style Number	Price	Dimensions			Style Number	Price
D	W	H			D	W	H		

Classic Payback

One Compartment

15 ³ / ₄ "	29 ¹ / ₂ "	35 ⁷ / ₁₆ "	TS5ASM30	\$ 436
15 ³ / ₄ "	35 ⁷ / ₁₆ "	35 ⁷ / ₁₆ "	TS5ASM36	\$ 489
15 ³ / ₄ "	41 ⁵ / ₁₆ "	35 ⁷ / ₁₆ "	TS5ASM42	\$ 540
15 ³ / ₄ "	29 ¹ / ₂ "	41 ¹⁵ / ₁₆ "	TS5ASM3043	\$ 565
15 ³ / ₄ "	35 ⁷ / ₈ "	41 ¹⁵ / ₁₆ "	TS5ASM3643	\$ 618
15 ³ / ₄ "	41 ⁵ / ₁₆ "	41 ¹⁵ / ₁₆ "	TS5ASM4243	\$ 668

Two Compartments

15 ³ / ₄ "	47 ¹ / ₄ "	35 ⁷ / ₁₆ "	TS5ASM48	\$ 592
15 ³ / ₄ "	53 ¹ / ₈ "	35 ⁷ / ₁₆ "	TS5ASM54	\$ 644
15 ³ / ₄ "	59 ¹ / ₁₆ "	35 ⁷ / ₁₆ "	TS5ASM60	\$ 697
15 ³ / ₄ "	64 ¹⁵ / ₁₆ "	35 ⁷ / ₁₆ "	TS5ASM66	\$ 749
15 ³ / ₄ "	70 ⁷ / ₈ "	35 ⁷ / ₁₆ "	TS5ASM72	\$ 942
15 ³ / ₄ "	76 ³ / ₄ "	35 ⁷ / ₁₆ "	TS5ASM78	\$1136
15 ³ / ₄ "	47 ¹ / ₄ "	41 ¹⁵ / ₁₆ "	TS5ASM4843	\$ 721
15 ³ / ₄ "	53 ¹ / ₈ "	41 ¹⁵ / ₁₆ "	TS5ASM5443	\$ 774
15 ³ / ₄ "	59 ¹ / ₁₆ "	41 ¹⁵ / ₁₆ "	TS5ASM6043	\$ 826
15 ³ / ₄ "	64 ¹⁵ / ₁₆ "	41 ¹⁵ / ₁₆ "	TS5ASM6643	\$ 878
15 ³ / ₄ "	70 ⁷ / ₈ "	41 ¹⁵ / ₁₆ "	TS5ASM7243	\$1072
15 ³ / ₄ "	76 ³ / ₄ "	41 ¹⁵ / ₁₆ "	TS5ASM7843	\$1267

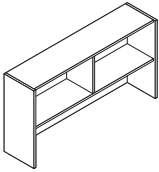
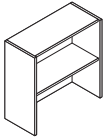
Executive Payback

One Compartment

15 ³ / ₄ "	29 ¹ / ₂ "	35 ⁷ / ₁₆ "	TS5AEOH30X	\$ 508
15 ³ / ₄ "	35 ⁷ / ₁₆ "	35 ⁷ / ₁₆ "	TS5AEOH36X	\$ 560
15 ³ / ₄ "	41 ⁵ / ₁₆ "	35 ⁷ / ₁₆ "	TS5AEOH42X	\$ 611
15 ³ / ₄ "	29 ¹ / ₂ "	41 ¹⁵ / ₁₆ "	TS5AEOH30X4	\$ 638
15 ³ / ₄ "	35 ⁷ / ₁₆ "	41 ¹⁵ / ₁₆ "	TS5AEOH36X4	\$ 690
15 ³ / ₄ "	41 ⁵ / ₁₆ "	41 ¹⁵ / ₁₆ "	TS5AEOH42X4	\$ 741

Two Compartments

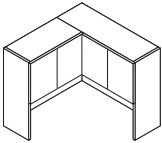
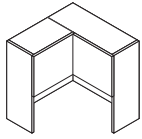
15 ³ / ₄ "	47 ¹ / ₄ "	35 ⁷ / ₁₆ "	TS5AEOH48X	\$ 663
15 ³ / ₄ "	53 ¹ / ₈ "	35 ⁷ / ₁₆ "	TS5AEOH54X	\$ 741
15 ³ / ₄ "	59 ¹ / ₁₆ "	35 ⁷ / ₁₆ "	TS5AEOH60X	\$ 794
15 ³ / ₄ "	64 ⁵ / ₁₆ "	35 ⁷ / ₁₆ "	TS5AEOH66X	\$ 846
15 ³ / ₄ "	70 ⁷ / ₈ "	35 ⁷ / ₁₆ "	TS5AEOH72X	\$1052
15 ³ / ₄ "	76 ³ / ₄ "	35 ⁷ / ₁₆ "	TS5AEOH78X	\$1247
15 ³ / ₄ "	47 ¹ / ₄ "	41 ¹⁵ / ₁₆ "	TS5AEOH48X4	\$ 794
15 ³ / ₄ "	53 ¹ / ₈ "	41 ¹⁵ / ₁₆ "	TS5AEOH54X4	\$ 869
15 ³ / ₄ "	59 ¹ / ₁₆ "	41 ¹⁵ / ₁₆ "	TS5AEOH60X4	\$ 922
15 ³ / ₄ "	64 ¹⁵ / ₁₆ "	41 ¹⁵ / ₁₆ "	TS5AEOH66X4	\$ 973
15 ³ / ₄ "	70 ⁷ / ₈ "	41 ¹⁵ / ₁₆ "	TS5AEOH72X4	\$1180
15 ³ / ₄ "	76 ³ / ₄ "	41 ¹⁵ / ₁₆ "	TS5AEOH78X4	\$1397



Corner Overhead Storage Cabinets

With Doors

SIN 711.2



Tip: Plywood striping does not match laminate finishes. Plywood striping is offered in three finishes that complement some of the laminates.

Tip: Specify a wire manager (TS5AWM) to route cords from a shelf light.

Standard Includes		Required to Specify
<ul style="list-style-type: none"> ▶ Need help? See <i>Wood Caseloads and Tables Specification Guide</i> for product details. 	<ul style="list-style-type: none"> • Cabinet with finished back: top laminate and vertical surfaces laminate • 1"-thick top edges with square edge profile on Classic Payback: high-impact plastic to match top • 1½"-thick top edges with ribbed edge profile on Executive Payback: high-impact plastic to match top • Hinged doors • One bottom fixed shelf • Attachment hardware • Cable access space at bottom of back panels • Shipped fully assembled 	<ol style="list-style-type: none"> 1 Style number 2 Laminate color number for top of corner overhead storage cabinets 3 Vertical laminate color number for corner overhead storage cabinets 4 Options, if selected (see below) <p>▶ See <i>Surface Materials</i>, page 292.</p>

Options	Price	Required to Specify
Top Edge Band Detail		
• Light plywood striping detail, square edge profile	No cost	Specify with light plywood striping.
• Medium plywood striping detail, square edge profile	No cost	Specify with medium plywood striping.
• Dark plywood striping detail, square edge profile	No cost	Specify with dark plywood striping.
• Flat square edge profile on Executive Payback only	No cost	Specify with flat square edge profile.

Related Products	
• Tackboards	▶ Page 254
• Wire manager	▶ Page 290

Specification Information								
Dimensions					Style Number	Price	Style Number	Price
A	B	C	D	H				

Classic Payback

With Two Doors

15¾"	15¾"	35⅞"	35⅞"	35⅞"	TS5ASCD3636	\$1135
15¾"	15¾"	35⅞"	35⅞"	41⅞"	TS5ACD36364	\$1331

With Four Doors

15¾"	15¾"	41⅞"	41⅞"	35⅞"	TS5ASCD4242	\$1265
15¾"	15¾"	47¼"	47¼"	35⅞"	TS5ASCD4848	\$1396
15¾"	15¾"	41⅞"	41⅞"	41⅞"	TS5ACD42424	\$1461
15¾"	15¾"	47¼"	47¼"	41⅞"	TS5ACD48484	\$1589

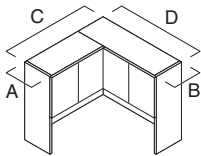
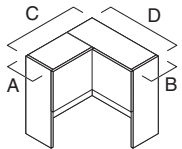
Executive Payback

With Two Doors

TS5AE0H3636	\$1308
TS5AE036364	\$1502

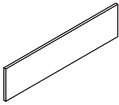
With Four Doors

TS5AE0H4242	\$1438
TS5AE0H4848	\$1568
TS5AE042424	\$1632
TS5AE048484	\$1762



Straight Tackboards

Field-Installed
SIN 711.2



Tip: Tackboards are for use only with Classic and Executive Payback components and are not interchangeable with value tackboards.

Tip: Shelf light cords cannot be routed behind tackboards. Specify wire manager (TS5AWM) for routing cords.

Standard Includes	Required to Specify
-------------------	---------------------

- | | | |
|--|---|--|
| <ul style="list-style-type: none"> ▶ Need help? See <i>Wood Casegoods and Tables Specification Guide</i> for product details. | <ul style="list-style-type: none"> • Tackboard: fabric • Attachment package | <ul style="list-style-type: none"> 1 Style number 2 Fabric color number for tackboard 3 Options, if selected (see below) ▶ See <i>Surface Materials</i>, page 292. |
|--|---|--|

Options	Price	Required to Specify
---------	-------	---------------------

Surface Materials	<ul style="list-style-type: none"> • Kick standard fabric price group A • Fabric price group 1 • Fabric price group 2 • Fabric price group 3 • Fabric price group 4 • Fabric price group COM 	<ul style="list-style-type: none"> No cost +\$ 5 +\$19 +\$30 +\$77 +\$39 	<ul style="list-style-type: none"> Specify fabric color number. Specify fabric color number. Specify fabric color number. Specify fabric color number. Specify fabric color number. ▶ See <i>Understanding Customer's Own Material (COM)</i>, page 188.
--------------------------	--	--	---

Fabric direction on 27⁵/₁₆"W and 56⁷/₈"W tackboards

- | | | |
|------------------------|-------|------------------------------------|
| • Vertical application | +\$ 9 | Specify with vertical application. |
|------------------------|-------|------------------------------------|

Related Products

- Overhead storage cabinets
- ▶ Pages 246–250

Specification Information

Dimensions			Style	Base	Dimensions			Style	Base
D	W	H	Number	Price	D	W	H	Number	Price

For 36"H Overhead Storage Cabinets

9/16"	27 ⁵ / ₁₆ "	17"	TS5ATB30	\$252
9/16"	33 ¹ / ₄ "	17"	TS5ATB36	\$266
9/16"	39 ¹ / ₈ "	17"	TS5ATB42	\$278
9/16"	45 ¹ / ₁₆ "	17"	TS5ATB48	\$293
9/16"	51"	17"	TS5ATB54	\$305
9/16"	56 ⁷ / ₈ "	17"	TS5ATB60	\$329
9/16"	62 ³ / ₄ "	17"	TS5ATB66	\$357
9/16"	68 ¹¹ / ₁₆ "	17"	TS5ATB72	\$396
9/16"	74 ⁹ / ₁₆ "	17"	TS5ATB78	\$435
:	:	:	:	:

For 43"H Overhead Storage Cabinets with Organizer Slots

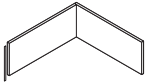
9/16"	27 ⁵ / ₁₆ "	19"	TS5ATB3019	\$278
9/16"	33 ¹ / ₄ "	19"	TS5ATB3619	\$293
9/16"	39 ¹ / ₈ "	19"	TS5ATB4219	\$305
9/16"	45 ¹ / ₁₆ "	19"	TS5ATB4819	\$318
9/16"	51"	19"	TS5ATB5419	\$329
9/16"	56 ⁷ / ₈ "	19"	TS5ATB6019	\$357
9/16"	62 ³ / ₄ "	19"	TS5ATB6619	\$396
9/16"	68 ¹¹ / ₁₆ "	19"	TS5ATB7219	\$435
9/16"	74 ⁹ / ₁₆ "	19"	TS5ATB7819	\$474
:	:	:	:	:

For 43"H Overhead Storage Cabinets

9/16"	27 ⁵ / ₁₆ "	23 ³ / ₄ "	TS5ATB3023	\$278
9/16"	33 ¹ / ₄ "	23 ³ / ₄ "	TS5ATB3623	\$293
9/16"	39 ¹ / ₈ "	23 ³ / ₄ "	TS5ATB4223	\$305
9/16"	45 ¹ / ₁₆ "	23 ³ / ₄ "	TS5ATB4823	\$318
9/16"	51"	23 ³ / ₄ "	TS5ATB5423	\$329
9/16"	56 ⁷ / ₈ "	23 ³ / ₄ "	TS5ATB6023	\$357
9/16"	62 ³ / ₄ "	23 ³ / ₄ "	TS5ATB6623	\$396
9/16"	68 ¹¹ / ₁₆ "	23 ³ / ₄ "	TS5ATB7223	\$435
9/16"	74 ⁹ / ₁₆ "	23 ³ / ₄ "	TS5ATB7823	\$474
:	:	:	:	:

Corner Tackboards

Field-Installed
SIN 711.2



Tip: Tackboards are for use only with Classic and Executive Payback components and are not interchangeable with value tackboards.

Tip: Shelf light cords cannot be routed behind tackboards. Specify wire manager (TS5AWM) for routing cords.

Standard Includes		Required to Specify	
<ul style="list-style-type: none"> ▶ Need help? See <i>Wood Casegoods and Tables Specification Guide</i> for product details. 	<ul style="list-style-type: none"> • Tackboard: fabric • Attachment package 	<ul style="list-style-type: none"> 1 Style number 2 Fabric color number for tackboard 3 Options, if selected (see below) ▶ See <i>Surface Materials</i>, page 292. 	
Options		Price	Required to Specify
Surface Materials	<ul style="list-style-type: none"> • Kick standard fabric price group A • Fabric price group 1 • Fabric price group 2 • Fabric price group 3 • Fabric price group 4 • Fabric price group COM 	No cost +\$ 5 +\$19 +\$30 +\$77 +\$39	Specify fabric color number. Specify fabric color number. Specify fabric color number. Specify fabric color number. Specify fabric color number. ▶ See <i>Understanding Customer's Own Material (COM)</i> , page 188.
Fabric direction on tackboards			
	<ul style="list-style-type: none"> • Vertical application 	+\$ 9	Specify with vertical application.
Related Products	<ul style="list-style-type: none"> • Corner overhead storage cabinets 		▶ Page 252

Specification Information

Dimensions			Style Number	Base Price
D	W	H		

For 36"H Corner Overhead Storage Cabinets

33 ³ / ₁₆ "	33 ¹ / ₄ "	17"	TS5ATBC3636	\$518
39"	39 ¹ / ₈ "	17"	TS5ATBC4242	\$544
33 ³ / ₁₆ "	45 ¹ / ₈ "	17"	TS5ATBC4848	\$571
:	:	:	:	:

For 43"H Corner Overhead Storage Cabinets

33 ³ / ₁₆ "	33 ¹ / ₄ "	23 ³ / ₄ "	TS5ATB36361	\$571
39"	39 ¹ / ₈ "	23 ³ / ₄ "	TS5ATB42421	\$597
45 ¹ / ₁₆ "	45 ¹ / ₈ "	23 ³ / ₄ "	TS5ATB48481	\$623
:	:	:	:	:

Wall-Mounted Overhead Storage Cabinets

With Doors

SIN 711.2

*Tip: Must anchor wall-mounted overhead storage to as many studs as possible. See below for requirements:
30"W to 42"W = 1 stud required
48"W to 72"W = 2 studs required
78"W = 3 studs required*

Tip: Plywood striping does not match laminate finishes. Plywood striping is offered in three finishes that complement some of the laminates.

Tip: Field-installed, key-specific lock cylinders must be ordered separately.
▶ Page 577

Standard Includes	Required to Specify
<ul style="list-style-type: none"> ▶ Need help? See <i>Wood Caseloads and Tables Specification Guide</i> for product details. Cabinet with finished back: top laminate and vertical surfaces laminate 1"-thick top edges with square edge profile on Classic Payback: high-impact plastic to match top 1½"-thick top edges with ribbed edge profile on Executive Payback: high-impact plastic to match top Hinged doors One bottom fixed shelf Wall attachment hardware Shipped fully assembled 	<ol style="list-style-type: none"> Style number Laminate color number for top Vertical laminate color number for cabinet Options, if selected (see below) <p>▶ See <i>Surface Materials</i>, page 292.</p>

Options	Price	Required to Specify
Top Edge Band Detail		
• Light plywood striping detail, square edge profile	No cost	Specify with <i>light plywood striping</i> .
• Medium plywood striping detail, square edge profile	No cost	Specify with <i>medium plywood striping</i> .
• Dark plywood striping detail, square edge profile	No cost	Specify with <i>dark plywood striping</i> .
• Flat square edge profile on Executive Payback only	No cost	Specify with <i>flat square edge profile</i> .
Door Option		
• Laminate locking door, FR series: 9201 Polished Chrome or 9050 Ember Chrome	+\$152	Specify with <i>9201 Polished Chrome lock</i> or <i>9250 Ember Chrome lock</i> .
• Non-locking frosted acrylic door	+\$125 per door	Specify with <i>frosted acrylic door</i> .

Related Products • Wall-mounted tackboards ▶ Page 257

Specification Information									
Dimensions			Style	Base	Dimensions			Style	Base
D	W	H	Number	Price	D	W	H	Number	Price

Classic Payback

With Two Doors					
17"	29½"	17⅞"	TS5AWMD30	\$	618
17"	35⅞"	17⅞"	TS5AWMD36	\$	668
17"	41⅞"	17⅞"	TS5AWMD42	\$	721

With Three Doors					
17"	47¼"	17⅞"	TS5AWMD48	\$	774

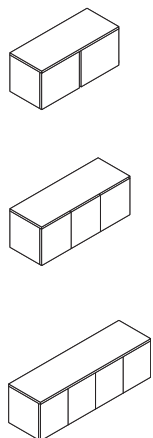
With Four Doors					
17"	53⅞"	17⅞"	TS5AWMD54	\$	826
17"	59⅞"	17⅞"	TS5AWMD60	\$	910
17"	64⅞"	17⅞"	TS5AWMD66	\$	962
17"	70⅞"	17⅞"	TS5AWMD72	\$	1156
17"	76¾"	17⅞"	TS5AWMD78	\$	1349

Executive Payback

With Two Doors					
17"	29½"	18⅜"	TS5AEWMD30	\$	690
17"	35⅞"	18⅜"	TS5AEWMD36	\$	741
17"	41⅞"	18⅜"	TS5AEWMD42	\$	794

With Three Doors					
17"	47¼"	18⅜"	TS5AEWMD48	\$	846

With Four Doors					
17"	53⅞"	18⅜"	TS5AEWMD54	\$	922
17"	59⅞"	18⅜"	TS5AEWMD60	\$	1008
17"	64⅞"	18⅜"	TS5AEWMD66	\$	1059
17"	70⅞"	18⅜"	TS5AEWMD72	\$	1267
17"	76¾"	18⅜"	TS5AEWMD78	\$	1462



Wall-Mounted Overhead Storage Cabinets

Without Doors

SIN 711.2

*Tip: Must anchor wall-mounted overhead storage to as many studs as possible. See below for requirements: 30"W to 42"W = 1 stud required
48"W to 72"W = 2 studs required
78"W = 3 studs required*

Standard Includes	Required to Specify
<ul style="list-style-type: none"> ▶ Need help? See <i>Wood Caseloads and Tables Specification Guide</i> for product details. • Cabinet with finished back: top laminate and vertical surfaces laminate • 1"-thick top edges with square edge profile on Classic Payback: high-impact plastic to match top • 1½"-thick top edges with ribbed edge profile on Executive Payback: high-impact plastic to match top • One bottom fixed shelf • Wall attachment hardware • Shipped fully assembled 	<ol style="list-style-type: none"> 1 Style number 2 Laminate color number for top 3 Vertical laminate color number for cabinet 4 Options, if selected (see below) <p>▶ See <i>Surface Materials</i>, page 292.</p>

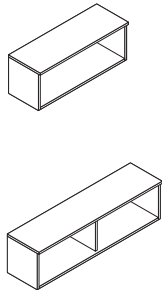
Tip: Plywood striping does not match laminate finishes. Plywood striping is offered in three finishes that complement some of the laminates.

Options	Price	Required to Specify
Top Edge Band Detail		
• Light plywood striping detail, square edge profile	No cost	Specify with <i>light plywood striping</i> .
• Medium plywood striping detail, square edge profile	No cost	Specify with <i>medium plywood striping</i> .
• Dark plywood striping detail, square edge profile	No cost	Specify with <i>dark plywood striping</i> .
• Flat square edge profile on Executive Payback only	No cost	Specify with <i>flat square edge profile</i> .

Related Products • Wall-mounted tackboards ▶ Page 257

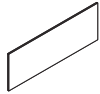
Specification Information

Classic Payback					Executive Payback				
Dimensions			Style Number	Price	Dimensions			Style Number	Price
D	W	H			D	W	H		
One Compartment									
17"	29½"	17⅞"	TS5AWM30	\$ 423	17"	29½"	18⅜"	TS5AEWM30	\$ 495
17"	35⅞"	17⅞"	TS5AWM36	\$ 475	17"	35⅞"	18⅜"	TS5AEWM36	\$ 545
17"	41⅝"	17⅞"	TS5AWM42	\$ 527	17"	41⅝"	18⅜"	TS5AEWM42	\$ 598
Two Compartments									
17"	47¼"	17⅞"	TS5AWM48	\$ 580	17"	47¼"	18⅜"	TS5AEWM48	\$ 649
17"	53⅞"	17⅞"	TS5AWM54	\$ 631	17"	53⅞"	18⅜"	TS5AEWM54	\$ 727
17"	59⅞"	17⅞"	TS5AWM60	\$ 682	17"	59⅞"	18⅜"	TS5AEWM60	\$ 780
17"	64⅝"	17⅞"	TS5AWM66	\$ 733	17"	64⅝"	18⅜"	TS5AEWM66	\$ 831
17"	70⅞"	17⅞"	TS5AWM72	\$ 929	17"	70⅞"	18⅜"	TS5AEWM72	\$1039
17"	76¾"	17⅞"	TS5AWM78	\$1123	17"	76¾"	18⅜"	TS5AEWM78	\$1233



Wall-Mounted Tackboards

SIN 711.2



Tip: Wall-mounted tackboards cannot be attached to walls covered by textured paint or wallpaper.

Tip: Tackboards come with a spacer for the shelf light cord to be routed to the cable passthrough at the bottom of the overhead storage cabinet.

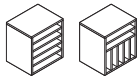
Standard Includes		Required to Specify	
<ul style="list-style-type: none"> ▶ Need help? See <i>Wood Casegoods and Tables Specification Guide</i> for product details. 	<ul style="list-style-type: none"> • Tackboard: fabric • Wall-attachment package 	<ol style="list-style-type: none"> 1 Style number 2 Fabric color number for tackboard 3 Options, if selected (see below) 	<ul style="list-style-type: none"> ▶ See <i>Surface Materials</i>, page 292.
Options		Price	Required to Specify
Surface Materials	<ul style="list-style-type: none"> • Kick standard fabric price group A • Fabric price group 1 • Fabric price group 2 • Fabric price group 3 • Fabric price group 4 • Fabric price group COM 	No cost +\$ 5 +\$19 +\$30 +\$77 +\$39	Specify fabric color number. Specify fabric color number. Specify fabric color number. Specify fabric color number. Specify fabric color number. ▶ See <i>Understanding Customer's Own Material (COM)</i> , page 188.
Fabric Direction	On 60"W tackboards and smaller <ul style="list-style-type: none"> • Horizontal application • Vertical application 	No cost +\$ 9	Specify with <i>horizontal application</i> . Specify with <i>vertical application</i> .
Related Products	<ul style="list-style-type: none"> • Wall-mounted overhead storage cabinets 		<ul style="list-style-type: none"> ▶ Pages 255–256

Specification Information				
Dimensions			Style Number	Base Price
D	W	H		
9/16"	29 1/2"	16 19/32"	TS5ATB30WM	\$252
9/16"	35 7/16"	16 19/32"	TS5ATB36WM	\$266
9/16"	41 5/16"	16 19/32"	TS5ATB42WM	\$278
9/16"	47 1/4"	16 19/32"	TS5ATB48WM	\$293
9/16"	53 1/8"	16 19/32"	TS5ATB54WM	\$305
9/16"	59 1/16"	16 19/32"	TS5ATB60WM	\$329
9/16"	64 15/16"	16 19/32"	TS5ATB66WM	\$357
9/16"	70 7/8"	16 19/32"	TS5ATB72WM	\$396
9/16"	76 3/4"	16 19/32"	TS5ATB78WM	\$435
9/16"	29 1/2"	23 1/2"	TS5ATB3023WM	\$278
9/16"	35 7/16"	23 1/2"	TS5ATB3623WM	\$293
9/16"	41 5/16"	23 1/2"	TS5ATB4223WM	\$305
9/16"	47 1/4"	23 1/2"	TS5ATB4823WM	\$318
9/16"	53 1/8"	23 1/2"	TS5ATB5423WM	\$329
9/16"	59 1/16"	23 1/2"	TS5ATB6023WM	\$357
9/16"	64 15/16"	23 1/2"	TS5ATB6623WM	\$396
9/16"	70 7/8"	23 1/2"	TS5ATB7223WM	\$435
9/16"	76 3/4"	23 1/2"	TS5ATB7823WM	\$474

Classic and Executive Payback

Desktop Organizers

SIN 711.2



Standard Includes	Required to Specify
<ul style="list-style-type: none"> ▶ Need help? See <i>Wood Casegoods and Tables Specification Guide</i> for product details. • Organizer: Top laminate and vertical surface laminate • Fixed shelves • Finished back • Shipped fully assembled 	<ul style="list-style-type: none"> 1 Style number 2 Laminate color number for top of organizer 3 Vertical laminate color number for organizer ▶ See <i>Surface Materials</i>, page 292.

Specification Information

• Dimensions			• Style	• Price
D	W	H	Number	

Horizontal Dividers

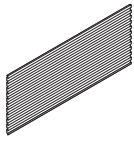
13½"	17"	17¼"	TS5AAO131717H	\$309

Horizontal and Vertical Dividers

13½"	17"	17¼"	TS5AAO131717V	\$309

Slatwall Screens

SIN 711.2



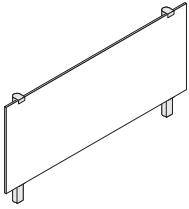
Standard Includes	Required to Specify
<ul style="list-style-type: none"> ▶ Need help? See <i>Wood Caseloads and Tables Specification Guide</i> for product details. • Slatwall screen: paint price group 1 	<ul style="list-style-type: none"> 1 Style number 2 Paint color number for slatwall screen 3 Options, if selected (see below) ▶ See <i>Surface Materials</i>, page 292.

Options	Price	Required to Specify
Surface Materials <ul style="list-style-type: none"> • Paint price group 1 • Paint price group 2 	No cost +\$16	Specify paint color number. Specify paint color number.

Specification Information				
• Dimensions			• Style	• Base
D	W	H	Number	Price
1/4"	18"	12"	TS5YSL1218	\$167
1/4"	26 ³ / ₄ "	12"	TS5YSL1226	\$208
1/4"	30"	12"	TS5YSL1230	\$222
1/4"	32 ³ / ₄ "	12"	TS5YSL1232	\$233
1/4"	36"	12"	TS5YSL1236	\$246
1/4"	38 ⁵ / ₈ "	12"	TS5YSL1238	\$256
1/4"	44 ¹ / ₂ "	12"	TS5YSL1244	\$274
1/4"	50 ³ / ₈ "	12"	TS5YSL1250	\$292
1/4"	56 ¹ / ₄ "	12"	TS5YSL1256	\$310
1/4"	62 ¹ / ₄ "	12"	TS5YSL1262	\$354
1/4"	68 ¹ / ₈ "	12"	TS5YSL1268	\$379
1/4"	74"	12"	TS5YSL1274	\$409
:	:	:	:	:

Screen Mounting Bracket

SIN 711.2



Tip: Specify package of three mounting brackets for use with 56 1/4"W or wider screens. Specify package of two mounting brackets for use with all other applications.

Standard Includes		Required to Specify
<ul style="list-style-type: none"> ▶ Need help? See <i>Wood Casegoods and Tables Specification Guide</i> for product details. 	<ul style="list-style-type: none"> • Screen mounting brackets: paint price group 1 	<ul style="list-style-type: none"> 1 Style number 2 Paint color number for screen mounting brackets 3 Options, if selected (see below) ▶ See <i>Surface Materials</i>, page 292.

Options	Price	Required to Specify
Surface Materials <ul style="list-style-type: none"> • Paint price group 1 • Paint price group 2 	No cost +\$10	Specify paint color number. Specify paint color number.

Specification Information				
Dimensions			Style Number	Base Price
D	W	H		

Package of Two Mounting Brackets

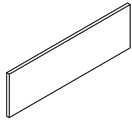
1 1/2"	2"	15"	TS5YMB212	\$137
:	:	:	:	:

Package of Three Mounting Brackets

1 1/2"	2"	15"	TS5YMB312	\$183
:	:	:	:	:

Slatwall Tackboards

SIN 711.2



Tip: Slatwall tackboards mount onto top of slatwall screen mounting brackets.

Standard Includes	Required to Specify
<ul style="list-style-type: none"> ▶ Need help? See <i>Wood Casegoods and Tables Specification Guide</i> for product details. • Slatwall tackboards: fabric • Mounting hardware brackets 	<ul style="list-style-type: none"> 1 Style number 2 Fabric color number 3 Options, if selected (see below) ▶ See <i>Surface Materials</i>, page 292.

Options	Price	Required to Specify
Surface Materials	<ul style="list-style-type: none"> • Kick standard fabric price group A • Fabric price group 1 • Fabric price group 2 • Fabric price group 3 • Fabric price group 4 • Fabric price group COM 	<ul style="list-style-type: none"> No cost +\$ 5 +\$19 +\$30 +\$77 +\$39
		<ul style="list-style-type: none"> Specify fabric color number. Specify fabric color number. Specify fabric color number. Specify fabric color number. Specify fabric color number. ▶ See <i>Understanding Customer's Own Material (COM)</i>, page 188.

Fabric direction on 18"W and 56¼"W tackboards

- Vertical application +\$ 9 Specify with vertical application.

Related Products	<ul style="list-style-type: none"> • Slatwall screens • Screen mounting brackets 	<ul style="list-style-type: none"> ▶ Page 259 ▶ Page 260
-------------------------	--	--

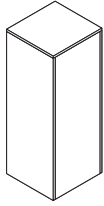
Specification Information

• Dimensions			• Style Number	• Base Price
D	W	H		
½"	18"	2½"	TS5ASWTB218	\$163
½"	26¾"	2½"	TS5ASWTB226	\$176
½"	32¾"	2½"	TS5ASWTB232	\$189
½"	38⅝"	2½"	TS5ASWTB238	\$202
½"	44½"	2½"	TS5ASWTB244	\$213
½"	50⅜"	2½"	TS5ASWTB250	\$226
½"	56¼"	2½"	TS5ASWTB256	\$241
½"	62¼"	2½"	TS5ASWTB262	\$252
½"	68⅛"	2½"	TS5ASWTB268	\$260
½"	74"	2½"	TS5ASWTB274	\$272
½"	18"	9"	TS5ASWTB918	\$194
½"	26¾"	9"	TS5ASWTB926	\$208
½"	32¾"	9"	TS5ASWTB932	\$220
½"	38⅝"	9"	TS5ASWTB938	\$234
½"	44½"	9"	TS5ASWTB944	\$246
½"	50⅜"	9"	TS5ASWTB950	\$260
½"	56¼"	9"	TS5ASWTB956	\$272
½"	62¼"	9"	TS5ASWTB962	\$286
½"	68⅛"	9"	TS5ASWTB968	\$293
½"	74"	9"	TS5ASWTB974	\$305

Classic and Executive Payback

24"W Storage and Wardrobe Cabinets

SIN 711.2



Standard Includes	Required to Specify
<p>▶ Need help? See <i>Wood Caseloads and Tables Specification Guide</i> for product details.</p> <ul style="list-style-type: none"> Storage and wardrobe cabinet: top laminate and vertical surfaces laminate 1"-thick top edges with square edge profile on Classic Payback: high-impact plastic to match top 1½"-thick top edges with ribbed edge profile on Executive Payback: high-impact plastic to match top Integral pull on Classic Payback door: 6000 Black plastic Waterfall pull on Executive Payback door: 7207 Black Three file drawers, if selected, with integral drawer pull on Classic Payback drawer: black plastic Three file drawers, if selected, with waterfall drawer pull on Executive Payback drawer: black Full-extension, heavy-duty ball-bearing drawer suspensions File drawers to accommodate front-to-back filing of letter-size hanging file folders or side-to-side filing of legal-size hanging file folders Adjustable-height shelves Hanger bar for coats Adjustable leveling glides Shipped fully assembled 	<ol style="list-style-type: none"> Style number Laminate color number for top of cabinet Vertical laminate color number for cabinet Options, if selected (see below) <p>▶ See <i>Surface Materials</i>, page 292.</p>

Tip: Plywood striping does not match laminate finishes. Plywood striping is offered in three finishes that complement some of the laminates.

Options	Price	Required to Specify
<p>Top Edge Band Detail</p> <ul style="list-style-type: none"> Light plywood striping detail, square edge profile Medium plywood striping detail, square edge profile Dark plywood striping detail, square edge profile Flat square edge profile on Executive Payback only 	<p>No cost</p> <p>No cost</p> <p>No cost</p> <p>No cost</p>	<p>Specify with <i>light plywood striping</i>.</p> <p>Specify with <i>medium plywood striping</i>.</p> <p>Specify with <i>dark plywood striping</i>.</p> <p>Specify with <i>flat square edge profile</i>.</p>
<p>Pulls</p> <ul style="list-style-type: none"> Integral pulls on Classic Payback only: 6699 Platinum Waterfall pulls on Executive Payback only: 4799 Platinum Payback handle pulls: 0835 Black Payback handle pulls: 4799 Platinum Ledge pulls: 7207 Black Ledge pulls: 4799 Platinum 	<p>No cost</p> <p>+\$ 6</p> <p>No cost</p> <p>+\$ 6</p> <p>+\$ 26</p> <p>+\$ 32</p>	<p>Specify with <i>6699 Platinum integral pulls</i>.</p> <p>Specify with <i>4799 Platinum waterfall pulls</i>.</p> <p>Specify with <i>0835 Black Payback handle pulls</i>.</p> <p>Specify with <i>4799 Platinum Payback handle pulls</i>.</p> <p>Specify with <i>7207 Black ledge pulls</i>.</p> <p>Specify with <i>4799 Platinum ledge pulls</i>.</p>
<p>Lock</p> <ul style="list-style-type: none"> Polished chrome Ember chrome 	<p>+\$121</p> <p>+\$121</p>	<p>Specify with <i>9201 Polished Chrome lock</i>.</p> <p>Specify with <i>9250 Ember Chrome lock</i>.</p>

Tip: Field-installed, key-specific lock cylinders must be ordered separately.

▶ Page 577

Specification Information

Dimensions			Style Number	Base Price
D	W	H		

Dimensions			Style Number	Base Price
D	W	H		

Classic Payback

With Shelves Left and Wardrobe Right

19 ¹¹ / ₁₆ "	23 ⁵ / ₈ "	64"	TS5ATS206R	\$1479
19 ¹¹ / ₁₆ "	23 ⁵ / ₈ "	70 ¹ / ₂ "	TS5ATS207R	\$1610
23 ⁵ / ₈ "	23 ⁵ / ₈ "	64"	TS5ASCTRSR	\$1610
23 ⁵ / ₈ "	23 ⁵ / ₈ "	70 ¹ / ₂ "	TS5ATS247R	\$1739

With Shelves Right and Wardrobe Left

19 ¹¹ / ₁₆ "	23 ⁵ / ₈ "	64"	TS5ATS206L	\$1479
19 ¹¹ / ₁₆ "	23 ⁵ / ₈ "	70 ¹ / ₂ "	TS5ATS207L	\$1610
23 ⁵ / ₈ "	23 ⁵ / ₈ "	64"	TS5ASCTRSL	\$1610
23 ⁵ / ₈ "	23 ⁵ / ₈ "	70 ¹ / ₂ "	TS5ATS247L	\$1739

Shelves and File Drawers Left, Wardrobe Right

19 ¹¹ / ₁₆ "	23 ⁵ / ₈ "	64"	TS5ATD206R	\$1933
19 ¹¹ / ₁₆ "	23 ⁵ / ₈ "	70 ¹ / ₂ "	TS5ATD207R	\$2063
23 ⁵ / ₈ "	23 ⁵ / ₈ "	64"	TS5ASCTRDR	\$2063
23 ⁵ / ₈ "	23 ⁵ / ₈ "	70 ¹ / ₂ "	TS5ATD247R	\$2193

Shelves and File Drawers Right, Wardrobe Left

19 ¹¹ / ₁₆ "	23 ⁵ / ₈ "	64"	TS5ATD206L	\$1933
19 ¹¹ / ₁₆ "	23 ⁵ / ₈ "	70 ¹ / ₂ "	TS5ATD207L	\$2063
23 ⁵ / ₈ "	23 ⁵ / ₈ "	64"	TS5ASCTRDL	\$2063
23 ⁵ / ₈ "	23 ⁵ / ₈ "	70 ¹ / ₂ "	TS5ATD247L	\$2193

With Adjustable Shelves, Right-Hand

19 ¹¹ / ₁₆ "	23 ⁵ / ₈ "	46 ⁷ / ₈ "	TS5ATD204R	\$ 858
19 ¹¹ / ₁₆ "	23 ⁵ / ₈ "	53 ³ / ₈ "	TS5ATD205R	\$ 988
23 ⁵ / ₈ "	23 ⁵ / ₈ "	46 ⁷ / ₈ "	TS5ATD244R	\$ 988
23 ⁵ / ₈ "	23 ⁵ / ₈ "	53 ³ / ₈ "	TS5ATD245R	\$1118

With Adjustable Shelves, Left-Hand

19 ¹¹ / ₁₆ "	23 ⁵ / ₈ "	46 ⁷ / ₈ "	TS5ATD204L	\$ 858
19 ¹¹ / ₁₆ "	23 ⁵ / ₈ "	53 ³ / ₈ "	TS5ATD205L	\$ 988
23 ⁵ / ₈ "	23 ⁵ / ₈ "	46 ⁷ / ₈ "	TS5ATD244L	\$ 988
23 ⁵ / ₈ "	23 ⁵ / ₈ "	53 ³ / ₈ "	TS5ATD245L	\$1118

Executive Payback

With Shelves Left and Wardrobe Right

19 ¹¹ / ₁₆ "	23 ⁵ / ₈ "	64 ¹ / ₂ "	TS5AETS206R	\$1589
19 ¹¹ / ₁₆ "	23 ⁵ / ₈ "	71"	TS5AETS207R	\$1720
23 ⁵ / ₈ "	23 ⁵ / ₈ "	64 ¹ / ₂ "	TS5AECTRR	\$1720
23 ⁵ / ₈ "	23 ⁵ / ₈ "	71"	TS5AETS247R	\$1849

With Shelves Right and Wardrobe Left

19 ¹¹ / ₁₆ "	23 ⁵ / ₈ "	64 ¹ / ₂ "	TS5AETS206L	\$1589
19 ¹¹ / ₁₆ "	23 ⁵ / ₈ "	71"	TS5AETS207L	\$1720
23 ⁵ / ₈ "	23 ⁵ / ₈ "	64 ¹ / ₂ "	TS5AECTRL	\$1720
23 ⁵ / ₈ "	23 ⁵ / ₈ "	71"	TS5AETS247L	\$1849

Shelves and File Drawers Left, Wardrobe Right

19 ¹¹ / ₁₆ "	23 ⁵ / ₈ "	64 ¹ / ₂ "	TS5AETD206R	\$2044
19 ¹¹ / ₁₆ "	23 ⁵ / ₈ "	71"	TS5AETD207R	\$2174
23 ⁵ / ₈ "	23 ⁵ / ₈ "	64 ¹ / ₂ "	TS5AECTRDR	\$2174
23 ⁵ / ₈ "	23 ⁵ / ₈ "	71"	TS5AETD247R	\$2303

Shelves and File Drawers Right, Wardrobe Left

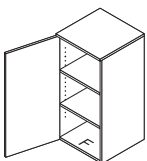
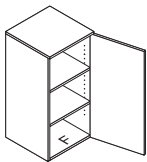
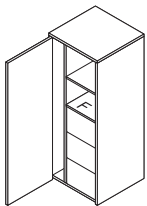
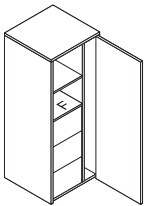
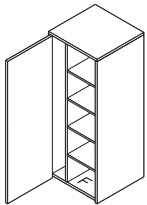
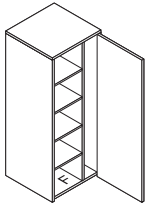
19 ¹¹ / ₁₆ "	23 ⁵ / ₈ "	64 ¹ / ₂ "	TS5AETD206L	\$2044
19 ¹¹ / ₁₆ "	23 ⁵ / ₈ "	71"	TS5AETD207L	\$2174
23 ⁵ / ₈ "	23 ⁵ / ₈ "	64 ¹ / ₂ "	TS5AECTRDL	\$2174
23 ⁵ / ₈ "	23 ⁵ / ₈ "	71"	TS5AETD247L	\$2303

With Adjustable Shelves, Right-Hand

19 ¹¹ / ₁₆ "	23 ⁵ / ₈ "	47 ³ / ₈ "	TS5AETS204R	\$ 968
19 ¹¹ / ₁₆ "	23 ⁵ / ₈ "	53 ⁷ / ₈ "	TS5AETS205R	\$1100
23 ⁵ / ₈ "	23 ⁵ / ₈ "	47 ³ / ₈ "	TS5AETS244R	\$1100
23 ⁵ / ₈ "	23 ⁵ / ₈ "	53 ⁷ / ₈ "	TS5AETS245R	\$1229

With Adjustable Shelves, Left-Hand

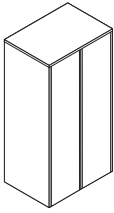
19 ¹¹ / ₁₆ "	23 ⁵ / ₈ "	47 ³ / ₈ "	TS5AETS204L	\$ 968
19 ¹¹ / ₁₆ "	23 ⁵ / ₈ "	53 ⁷ / ₈ "	TS5AETS205L	\$1100
23 ⁵ / ₈ "	23 ⁵ / ₈ "	47 ³ / ₈ "	TS5AETS244L	\$1100
23 ⁵ / ₈ "	23 ⁵ / ₈ "	53 ⁷ / ₈ "	TS5AETS245L	\$1229



F=Fixed shelf

36"W Storage and Wardrobe Cabinets

SIN 711.2



Tip: Plywood striping does not match laminate finishes. Plywood striping is offered in three finishes that complement some of the laminates.

Tip: Field-installed, key-specific lock cylinders must be ordered separately.
▶ Page 577

Standard Includes	Required to Specify
<ul style="list-style-type: none"> ▶ Need help? See <i>Wood Casegoods and Tables Specification Guide</i> for product details. • Storage and wardrobe cabinet: top laminate and vertical surfaces laminate • 1"-thick top edges with square edge profile on Classic Payback: high-impact plastic to match top • 1½"-thick top edges with ribbed edge profile on Executive Payback: high-impact plastic to match top • Hinged doors • Integral pulls on Classic Payback doors: 6000 Black plastic • Waterfall pulls on Executive Payback doors: 7207 Black • Adjustable-height shelves • Hanger bar for coat in wardrobe units • Adjustable leveling glides • Shipped fully assembled 	<ul style="list-style-type: none"> 1 Style number 2 Laminate color number for top of cabinet 3 Vertical laminate color number for cabinet 4 Options, if selected (see below) ▶ See <i>Surface Materials</i>, page 292.

Options	Price	Required to Specify
Top Edge Band Detail <ul style="list-style-type: none"> • Light plywood striping detail, square edge profile • Medium plywood striping detail, square edge profile • Dark plywood striping detail, square edge profile • Flat square edge profile on Executive Payback only 	<ul style="list-style-type: none"> No cost No cost No cost No cost 	<ul style="list-style-type: none"> Specify with <i>light plywood striping</i>. Specify with <i>medium plywood striping</i>. Specify with <i>dark plywood striping</i>. Specify with <i>flat square edge profile</i>.
Pulls <ul style="list-style-type: none"> • Integral pulls on Classic Payback only: 6699 Platinum • Waterfall pulls on Executive Payback only: 4799 Platinum • Payback handle pulls: 0835 Black • Payback handle pulls: 4799 Platinum • Ledge pulls: 7207 Black • Ledge pulls: 4799 Platinum 	<ul style="list-style-type: none"> No cost +\$ 6 No cost +\$ 6 +\$ 26 +\$ 32 	<ul style="list-style-type: none"> Specify with <i>6699 Platinum integral pulls</i>. Specify with <i>4799 Platinum waterfall pulls</i>. Specify with <i>0835 Black Payback handle pulls</i>. Specify with <i>4799 Platinum Payback handle pulls</i>. Specify with <i>7207 Black ledge pulls</i>. Specify with <i>4799 Platinum ledge pulls</i>.
Lock <ul style="list-style-type: none"> • Polished chrome • Ember chrome 	<ul style="list-style-type: none"> +\$121 +\$121 	<ul style="list-style-type: none"> Specify with <i>9201 Polished Chrome lock</i>. Specify with <i>9250 Ember Chrome lock</i>.

Specification Information

Dimensions			Style Number	Base Price
D	W	H		

Dimensions			Style Number	Base Price
D	W	H		

Classic Payback

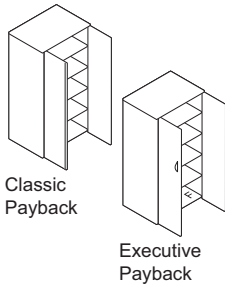
Executive Payback

With Four Adjustable Shelves

With Four Adjustable Shelves

19 ¹ / ₁₆ "	35 ⁷ / ₁₆ "	64"	TS5ASCS	\$1473
19 ¹ / ₁₆ "	35 ⁷ / ₁₆ "	70 ¹ / ₂ "	TS5ASCS207	\$1603
23 ⁵ / ₈ "	35 ⁷ / ₁₆ "	64"	TS5ASCS246	\$1603
23 ⁵ / ₈ "	35 ⁷ / ₁₆ "	70 ¹ / ₂ "	TS5ASCS247	\$1733

19 ¹ / ₁₆ "	35 ⁷ / ₁₆ "	64 ¹ / ₂ "	TS5AESCS	\$1582
19 ¹ / ₁₆ "	35 ⁷ / ₁₆ "	71"	TS5AESCS207	\$1713
23 ⁵ / ₈ "	35 ⁷ / ₁₆ "	64 ¹ / ₂ "	TS5AESCS246	\$1713
23 ⁵ / ₈ "	35 ⁷ / ₁₆ "	71"	TS5AESCS247	\$1842

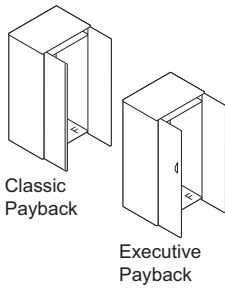


With Wardrobe and Full-Width Shelf Above

With Wardrobe and Full-Width Shelf Above

19 ¹ / ₁₆ "	35 ⁷ / ₁₆ "	64"	TS5ASCW	\$1409
19 ¹ / ₁₆ "	35 ⁷ / ₁₆ "	70 ¹ / ₂ "	TS5ASCW207	\$1537
23 ⁵ / ₈ "	35 ⁷ / ₁₆ "	64"	TS5ASCW246	\$1537
23 ⁵ / ₈ "	35 ⁷ / ₁₆ "	70 ¹ / ₂ "	TS5ASCW247	\$1667

19 ¹ / ₁₆ "	35 ⁷ / ₁₆ "	64 ¹ / ₂ "	TS5AESCW	\$1518
19 ¹ / ₁₆ "	35 ⁷ / ₁₆ "	71"	TS5AESCW207	\$1646
23 ⁵ / ₈ "	35 ⁷ / ₁₆ "	64 ¹ / ₂ "	TS5AESCW246	\$1646
23 ⁵ / ₈ "	35 ⁷ / ₁₆ "	71"	TS5AESCW247	\$1777

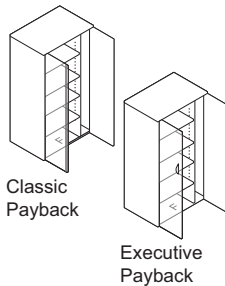


With Wardrobe and Four Adjustable Shelves

With Wardrobe and Four Adjustable Shelves

19 ¹ / ₁₆ "	35 ⁷ / ₁₆ "	64"	TS5ASW2065	\$2022
19 ¹ / ₁₆ "	35 ⁷ / ₁₆ "	70 ¹ / ₂ "	TS5ASW2072	\$2151
23 ⁵ / ₈ "	35 ⁷ / ₁₆ "	64"	TS5ASW2465	\$2151
23 ⁵ / ₈ "	35 ⁷ / ₁₆ "	70 ¹ / ₂ "	TS5ASW2472	\$2280

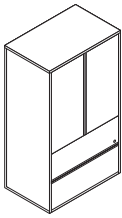
19 ¹ / ₁₆ "	35 ⁷ / ₁₆ "	64 ¹ / ₂ "	TS5AESW2065	\$2132
19 ¹ / ₁₆ "	35 ⁷ / ₁₆ "	71"	TS5AESW2072	\$2259
23 ⁵ / ₈ "	35 ⁷ / ₁₆ "	64 ¹ / ₂ "	TS5AESW2465	\$2259
23 ⁵ / ₈ "	35 ⁷ / ₁₆ "	71"	TS5AESW2472	\$2389



F=Fixed shelf

Storage Cabinet with Lateral File Drawers

SIN 711.2



Tip: Field-installed, key-specific lock cylinders must be ordered separately.
▶ Page 577

Standard Includes	Required to Specify
<p>▶ Need help? See <i>Wood Caseloads and Tables Specification Guide</i> for product details.</p> <ul style="list-style-type: none"> Storage cabinet with lateral file drawers: top laminate and vertical surfaces laminate 1"-thick top edges with square edge profile on Classic Payback: high-impact plastic to match top 1½"-thick top edges with ribbed edge profile on Executive Payback: high-impact plastic to match top Hinged doors Adjustable-height shelves Integral pulls on Classic Payback drawers and doors: 6000 Black plastic Waterfall pulls on Executive Payback drawers and doors: 7207 Black Lock on drawer, keyed randomly, FR series: 9201 Polished Chrome or 9250 Ember Chrome Steel drawer interiors: black paint only Full-extension, heavy-duty ball-bearing drawer suspensions Frames in file drawers to accommodate side-to-side filing of letter-size or legal-size hanging file folders Safety interlock to prevent more than one drawer being opened at the same time Adjustable leveling glides Shipped fully assembled 	<ol style="list-style-type: none"> Style number Laminate color number for top of cabinet Vertical laminate color number for cabinet Finish color number for lock Options, if selected (see below) <p>▶ See <i>Surface Materials</i>, page 292.</p>

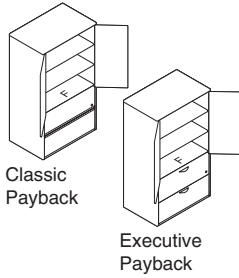
Tip: Plywood striping does not match laminate finishes. Plywood striping is offered in three finishes that complement some of the laminates.

Options	Price	Required to Specify
<p>Top Edge Band Detail</p> <ul style="list-style-type: none"> Light plywood striping detail, square edge profile Medium plywood striping detail, square edge profile Dark plywood striping detail, square edge profile Flat square edge profile on Executive Payback only 	<p>No cost</p> <p>No cost</p> <p>No cost</p> <p>No cost</p>	<p>Specify with light plywood striping.</p> <p>Specify with medium plywood striping.</p> <p>Specify with dark plywood striping.</p> <p>Specify with flat square edge profile.</p>
<p>Pulls</p> <ul style="list-style-type: none"> Integral pulls on Classic Payback only: 6699 Platinum Waterfall pulls on Executive Payback only: 4799 Platinum Payback handle pulls: 0835 Black Payback handle pulls: 4799 Platinum Ledge pulls: 7207 Black Ledge pulls: 4799 Platinum 	<p>No cost</p> <p>+\$ 6</p> <p>No cost</p> <p>+\$ 6</p> <p>+\$ 26</p> <p>+\$ 32</p>	<p>Specify with 6699 Platinum integral pulls.</p> <p>Specify with 4799 Platinum waterfall pulls.</p> <p>Specify with 0835 Black Payback handle pulls.</p> <p>Specify with 4799 Platinum Payback handle pulls.</p> <p>Specify with 7207 Black ledge pulls.</p> <p>Specify with 4799 Platinum ledge pulls.</p>
<p>Door Option</p> <ul style="list-style-type: none"> Laminate locking door, FR series: 9201 Polished Chrome or 9250 Ember Chrome Non-locking Acrylic Doors On 64" and 64½" cabinets On 70½" and 71" cabinets 	<p>+\$121</p> <p>+\$440</p> <p>+\$490</p>	<p>Specify with 9201 Polished Chrome lock or 9250 Ember Chrome lock.</p> <p>Specify with frosted acrylic door.</p> <p>Specify with frosted acrylic door.</p>

Tip: Field-installed, key-specific lock cylinders must be ordered separately.
▶ Page 577

Related Products	<ul style="list-style-type: none"> Front-to-back lateral file rail 	▶ Page 290
-------------------------	---	------------

Specification Information



Classic Payback					Executive Payback				
Dimensions			Style Number	Base Price	Dimensions			Style Number	Base Price
D	W	H			D	W	H		
19 ¹ / ₁₆ "	29 ¹ / ₂ "	64"	TS5ASCL20306	\$1713	19 ¹ / ₁₆ "	29 ¹ / ₂ "	64 ¹ / ₂ "	TS5AESCL20306	\$1806
19 ¹ / ₁₆ "	29 ¹ / ₂ "	70 ¹ / ₂ "	TS5ASCL20307	\$1831	19 ¹ / ₁₆ "	29 ¹ / ₂ "	71"	TS5AESCL20307	\$1931
19 ¹ / ₁₆ "	35 ⁷ / ₁₆ "	64"	TS5ASCL2	\$1884	19 ¹ / ₁₆ "	35 ⁷ / ₁₆ "	64 ¹ / ₂ "	TS5AESCL2	\$1992
19 ¹ / ₁₆ "	35 ⁷ / ₁₆ "	70 ¹ / ₂ "	TS5ASCL207	\$2013	19 ¹ / ₁₆ "	35 ⁷ / ₁₆ "	71"	TS5AESCL207	\$2123
23 ⁵ / ₈ "	29 ¹ / ₂ "	64"	TS5ASCL24306	\$1831	23 ⁵ / ₈ "	29 ¹ / ₂ "	64 ¹ / ₂ "	TS5AESCL24306	\$1931
23 ⁵ / ₈ "	29 ¹ / ₂ "	70 ¹ / ₂ "	TS5ASCL24307	\$1948	23 ⁵ / ₈ "	29 ¹ / ₂ "	71"	TS5AESCL24307	\$2055
23 ⁵ / ₈ "	35 ⁷ / ₁₆ "	64"	TS5ASCL246	\$2013	23 ⁵ / ₈ "	35 ⁷ / ₁₆ "	64 ¹ / ₂ "	TS5AESCL246	\$2123
23 ⁵ / ₈ "	35 ⁷ / ₁₆ "	70 ¹ / ₂ "	TS5ASCL247	\$2143	23 ⁵ / ₈ "	35 ⁷ / ₁₆ "	71"	TS5AESCL247	\$2253

F=Fixed shelf

Bookcases

SIN 711.2

Standard Includes		Required to Specify
<ul style="list-style-type: none"> ▶ Need help? See <i>Wood Caseloads and Tables Specification Guide</i> for product details. 	<ul style="list-style-type: none"> • Bookcase: top laminate and vertical surfaces laminate • 1"-thick top edges with square edge profile on Classic Payback: high-impact plastic to match top • 1½"-thick top edges with ribbed edge profile on Executive Payback: high-impact plastic to match top • Adjustable shelves • Shipped fully assembled • Attachment hardware for stacking bookcase 	<ol style="list-style-type: none"> 1 Style number 2 Laminate color number for top of bookcase 3 Vertical laminate color number for bookcase 4 Options, if selected (see below) <p>▶ See <i>Surface Materials</i>, page 292.</p>

Tip: Plywood striping does not match laminate finishes. Plywood striping is offered in three finishes that complement some of the laminates.

Options	Price	Required to Specify
Top Edge Band Detail		
• Light plywood striping detail, square edge profile	No cost	Specify with <i>light plywood striping</i> .
• Medium plywood striping detail, square edge profile	No cost	Specify with <i>medium plywood striping</i> .
• Dark plywood striping detail, square edge profile	No cost	Specify with <i>dark plywood striping</i> .
• Flat square edge profile on Executive Payback only	No cost	Specify with <i>flat square edge profile</i> .

Tip: Additional shelves must be ordered separately.

Specification Information				
Dimensions			Style	Price
D	W	H	Number	

Classic Payback

With One Adjustable Shelf

11 ¹³ / ₁₆ "	29 ¹ / ₂ "	29"	TS5AB293014	\$431
11 ¹³ / ₁₆ "	35 ⁷ / ₁₆ "	29"	TS5AB293614	\$457

With Two Adjustable Shelves

11 ¹³ / ₁₆ "	29 ¹ / ₂ "	47 ¹ / ₄ "	TS5AB483014	\$510
11 ¹³ / ₁₆ "	35 ⁷ / ₁₆ "	47 ¹ / ₄ "	TS5AB483614	\$536

With Four Adjustable Shelves

11 ¹³ / ₁₆ "	29 ¹ / ₂ "	64"	TS5AB663014	\$613
11 ¹³ / ₁₆ "	35 ⁷ / ₁₆ "	64"	TS5AB663614	\$640
11 ¹³ / ₁₆ "	29 ¹ / ₂ "	70 ¹ / ₂ "	TS5AB723014	\$665
11 ¹³ / ₁₆ "	35 ⁷ / ₁₆ "	70 ¹ / ₂ "	TS5AB723614	\$691

Executive Payback

With One Adjustable Shelf

11 ¹³ / ₁₆ "	29 ¹ / ₂ "	29 ¹ / ₂ "	TS5AEB293014	\$497
11 ¹³ / ₁₆ "	35 ⁷ / ₁₆ "	29 ¹ / ₂ "	TS5AEB293614	\$523

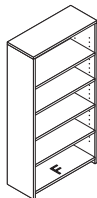
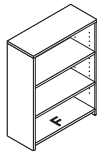
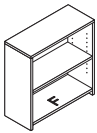
With Two Adjustable Shelves

11 ¹³ / ₁₆ "	29 ¹ / ₂ "	47 ³ / ₄ "	TS5AEB483014	\$574
11 ¹³ / ₁₆ "	35 ⁷ / ₁₆ "	47 ³ / ₄ "	TS5AEB483614	\$601

With Four Adjustable Shelves

11 ¹³ / ₁₆ "	29 ¹ / ₂ "	64 ¹ / ₂ "	TS5AEB663014	\$678
11 ¹³ / ₁₆ "	35 ⁷ / ₁₆ "	64 ¹ / ₂ "	TS5AEB663614	\$704
11 ¹³ / ₁₆ "	29 ¹ / ₂ "	71"	TS5AEB723014	\$730
11 ¹³ / ₁₆ "	35 ⁷ / ₁₆ "	71"	TS5AEB723614	\$755

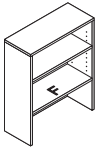
▶ Specification Information, continued on next page



F=Fixed shelf

► Specification Information, continued from previous page

Specification Information						Specification Information					
Dimensions			Style Number	Price	Dimensions			Style Number	Price		
D	W	H			D	W	H				
Classic Payback						Executive Payback					
Extra Shelf						Extra Shelf					
12 ³ / ₄ "	27 ⁷ / ₁₆ "	1"	TS5ABS3014	\$ 79	12 ³ / ₄ "	27 ⁷ / ₁₆ "	1"	TS5ABS3014	\$ 79		
12 ³ / ₄ "	33 ³ / ₈ "	1"	TS5ABS3614	\$ 96	12 ³ / ₄ "	33 ³ / ₈ "	1"	TS5ABS3614	\$ 96		
Stacking with One Adjustable Shelf						Stacking with One Adjustable Shelf					
15 ³ / ₄ "	29 ¹ / ₂ "	35"	TS5ABO3630	\$466	15 ³ / ₄ "	29 ¹ / ₂ "	35"	TS5AEO3630	\$530		
15 ³ / ₄ "	35 ⁷ / ₁₆ "	35"	TS5ABO36	\$491	15 ³ / ₄ "	35 ⁷ / ₁₆ "	35"	TS5AEO36	\$555		
15 ³ / ₄ "	29 ¹ / ₂ "	41 ¹ / ₂ "	TS5ABO4330	\$516	15 ³ / ₄ "	29 ¹ / ₂ "	41 ¹ / ₂ "	TS5AEO4330	\$582		
15 ³ / ₄ "	35 ⁷ / ₁₆ "	41 ¹ / ₂ "	TS5ABO43	\$543	15 ³ / ₄ "	35 ⁷ / ₁₆ "	41 ¹ / ₂ "	TS5AEO43	\$608		



F=Fixed shelf

Quarter Bookcases

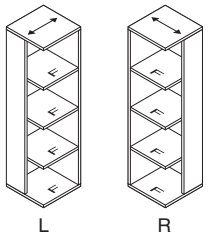
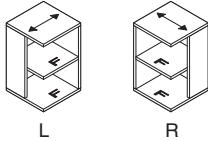
SIN 711.2

Standard Includes		Required to Specify
<ul style="list-style-type: none"> ▶ Need help? See <i>Wood Casegoods and Tables Specification Guide</i> for product details. 	<ul style="list-style-type: none"> • Bookcase: top laminate and vertical surfaces laminate • 1"-thick top edges with square edge profile on Classic Payback: high-impact plastic to match top • 1½"-thick top edges with ribbed edge profile on Executive Payback: high-impact plastic to match top • Fixed shelves • Shipped fully assembled 	<ol style="list-style-type: none"> 1 Style number 2 Laminate color number for top of bookcase 3 Vertical laminate color number for bookcase 4 Options, if selected (see below) <p>▶ See <i>Surface Materials</i>, page 292.</p>

Tip: Plywood striping does not match laminate finishes. Plywood striping is offered in three finishes that complement some of the laminates.

Tip: Style numbers ending in **L** have grain direction that goes from the lower left of the bookcase top to the upper right. Style numbers ending in **R** have grain direction that goes from the upper left of the bookcase top to the lower right.

Tip: Arrow indicates laminate grain direction.



Options	Price	Required to Specify
Top Edge Band Detail		
• Light plywood striping detail, square edge profile	No cost	Specify with <i>light plywood striping</i> .
• Medium plywood striping detail, square edge profile	No cost	Specify with <i>medium plywood striping</i> .
• Dark plywood striping detail, square edge profile	No cost	Specify with <i>dark plywood striping</i> .
• Flat square edge profile on Executive Payback only	No cost	Specify with <i>flat square edge profile</i> .

Specification Information									
• Dimensions			• Style	• Price	• Dimensions			• Style	• Price
D	W	H	Number		D	W	H	Number	

Classic Payback

With Two Fixed Shelf

19 ¹¹ / ₁₆ "	19 ¹¹ / ₁₆ "	29"	TS5AQS2029L	\$508
19 ¹¹ / ₁₆ "	19 ¹¹ / ₁₆ "	29"	TS5AQS2029R	\$508
23 ⁵ / ₈ "	23 ⁵ / ₈ "	29"	TS5AQS2429L	\$559
23 ⁵ / ₈ "	23 ⁵ / ₈ "	29"	TS5AQS2429R	\$559

With Four Fixed Shelves

19 ¹¹ / ₁₆ "	19 ¹¹ / ₁₆ "	64"	TS5AQS2065L	\$741
19 ¹¹ / ₁₆ "	19 ¹¹ / ₁₆ "	64"	TS5AQS2065R	\$741
19 ¹¹ / ₁₆ "	19 ¹¹ / ₁₆ "	70½"	TS5AQS2072L	\$897
19 ¹¹ / ₁₆ "	19 ¹¹ / ₁₆ "	70½"	TS5AQS2072R	\$897
23 ⁵ / ₈ "	23 ⁵ / ₈ "	64"	TS5AQS2465L	\$815
23 ⁵ / ₈ "	23 ⁵ / ₈ "	64"	TS5AQS2465R	\$815
23 ⁵ / ₈ "	23 ⁵ / ₈ "	70½"	TS5AQS2472L	\$985
23 ⁵ / ₈ "	23 ⁵ / ₈ "	70½"	TS5AQS2472R	\$985

Executive Payback

With Two Fixed Shelf

19 ¹¹ / ₁₆ "	19 ¹¹ / ₁₆ "	29½"	TS5AEQS2029L	\$ 559
19 ¹¹ / ₁₆ "	19 ¹¹ / ₁₆ "	29½"	TS5AEQS2029R	\$ 559
23 ⁵ / ₈ "	23 ⁵ / ₈ "	29½"	TS5AEQS2429L	\$ 615
23 ⁵ / ₈ "	23 ⁵ / ₈ "	29½"	TS5AEQS2429R	\$ 615

With Four Fixed Shelves

19 ¹¹ / ₁₆ "	19 ¹¹ / ₁₆ "	64½"	TS5AEQS2065L	\$ 815
19 ¹¹ / ₁₆ "	19 ¹¹ / ₁₆ "	64½"	TS5AEQS2065R	\$ 815
19 ¹¹ / ₁₆ "	19 ¹¹ / ₁₆ "	71"	TS5AEQS2072L	\$ 985
19 ¹¹ / ₁₆ "	19 ¹¹ / ₁₆ "	71"	TS5AEQS2072R	\$ 985
23 ⁵ / ₈ "	23 ⁵ / ₈ "	64½"	TS5AEQS2465L	\$ 897
23 ⁵ / ₈ "	23 ⁵ / ₈ "	64½"	TS5AEQS2465R	\$ 897
23 ⁵ / ₈ "	23 ⁵ / ₈ "	71"	TS5AEQS2472L	\$1084
23 ⁵ / ₈ "	23 ⁵ / ₈ "	71"	TS5AEQS2472R	\$1084

Quarter-Round Bookcases

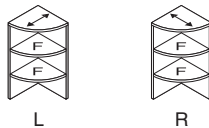

SIN 711.2

Standard Includes		Required to Specify
<ul style="list-style-type: none"> ▶ Need help? See <i>Wood Caseloads and Tables Specification Guide</i> for product details. 	<ul style="list-style-type: none"> Bookcase: top laminate and vertical surfaces laminate 1"-thick top edges with square edge profile on Classic Payback: high-impact plastic to match top 1 1/2"-thick top edges with ribbed edge profile on Executive Payback: high-impact plastic to match top Fixed shelves Shipped fully assembled 	<ol style="list-style-type: none"> Style number Laminate color number for top of bookcase Vertical laminate color number for bookcases Options, if selected (see below) <p>▶ See <i>Surface Materials</i>, page 292.</p>

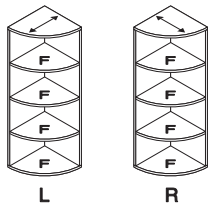
Tip: Plywood striping does not match laminate finishes. Plywood striping is offered in three finishes that complement some of the laminates.

Options	Price	Required to Specify
Top Edge Band Detail		
• Light plywood striping detail, square edge profile	No cost	Specify with light plywood striping.
• Medium plywood striping detail, square edge profile	No cost	Specify with medium plywood striping.
• Dark plywood striping detail, square edge profile	No cost	Specify with dark plywood striping.
• Flat square edge profile on Executive Payback only	No cost	Specify with flat square edge profile.

Tip: Style numbers ending in **L** have grain direction that goes from the lower left of the bookcase top to the upper right. Style numbers ending in **R** have grain direction that goes from the upper left of the bookcase top to the lower right.



Tip: 35 7/16"H and 41 15/16"H quarter-round bookcases are for desktop mounting only. The dimensions coincide with overhead storage cabinets for alignment.



Tip: Arrow indicates laminate grain direction.

F=Fixed shelf

Specification Information					
Dimensions			Style	Price	
D	W	H	Number		

Classic Payback

With Two Fixed Shelves

19 1/16"	19 1/16"	29"	TS5AQ2029L	\$499
19 1/16"	19 1/16"	29"	TS5AQ2029R	\$499
23 5/8"	23 5/8"	29"	TS5AQ2429L	\$563
23 5/8"	23 5/8"	29"	TS5AQ2429R	\$563

With Two Fixed Shelves - Desk Top Application

15 3/4"	15 3/4"	35 7/16"	TS5AQ1636L	\$499
15 3/4"	15 3/4"	35 7/16"	TS5AQ1636R	\$499

With Three Fixed Shelves - Desk Top Application

15 3/4"	15 3/4"	42 3/8"	TS5AQ1643L	\$538
15 3/4"	15 3/4"	42 3/8"	TS5AQ1643R	\$538

With Four Fixed Shelves

15 3/4"	15 3/4"	64"	TS5AQ1666L	\$616
15 3/4"	15 3/4"	64"	TS5AQ1666R	\$616
15 3/4"	15 3/4"	70 1/2"	TS5AQ1672L	\$655
15 3/4"	15 3/4"	70 1/2"	TS5AQ1672R	\$655
19 1/16"	19 1/16"	64"	TS5AQ2066L	\$732
19 1/16"	19 1/16"	64"	TS5AQ2066R	\$732
23 5/8"	23 5/8"	64"	TS5AQ2466L	\$798
23 5/8"	23 5/8"	64"	TS5AQ2466R	\$798
23 5/8"	23 5/8"	70 1/2"	TS5AQ2472L	\$862
23 5/8"	23 5/8"	70 1/2"	TS5AQ2472R	\$862

Executive Payback

With Two Fixed Shelves

19 1/16"	19 1/16"	29 1/2"	TS5AEQ2029L	\$563
19 1/16"	19 1/16"	29 1/2"	TS5AEQ2029R	\$563
23 5/8"	23 5/8"	29 1/2"	TS5AEQ2429L	\$627
23 5/8"	23 5/8"	29 1/2"	TS5AEQ2429R	\$627

With Two Fixed Shelves - Desk Top Application

15 3/4"	15 3/4"	35 15/16"	TS5AEQ1636L	\$563
15 3/4"	15 3/4"	35 15/16"	TS5AEQ1636R	\$563

With Three Fixed Shelves - Desk Top Application

15 3/4"	15 3/4"	42 7/8"	TS5AEQ1643L	\$604
15 3/4"	15 3/4"	42 7/8"	TS5AEQ1643R	\$604

With Four Fixed Shelves

15 3/4"	15 3/4"	64 1/2"	TS5AEQ1666L	\$680
15 3/4"	15 3/4"	64 1/2"	TS5AEQ1666R	\$680
15 3/4"	15 3/4"	71"	TS5AEQ1672L	\$720
15 3/4"	15 3/4"	71"	TS5AEQ1672R	\$720
19 1/16"	19 1/16"	64 1/2"	TS5AEQ2066L	\$798
19 1/16"	19 1/16"	64 1/2"	TS5AEQ2066R	\$798
23 5/8"	23 5/8"	64 1/2"	TS5AEQ2466L	\$862
23 5/8"	23 5/8"	64 1/2"	TS5AEQ2466R	\$862
23 5/8"	23 5/8"	71"	TS5AEQ2472L	\$927
23 5/8"	23 5/8"	71"	TS5AEQ2472R	\$927

Small Office and Home Office Desks and Returns

SIN 711.2

Tip: Leveling glides are adjustable up to 3/4"H.

Standard Includes		Required to Specify
<ul style="list-style-type: none"> ▶ Need help? See <i>Wood Caseloads and Tables Specification Guide</i> for product details. 	<ul style="list-style-type: none"> • Desk with 3/4-height back panel: worksurface laminate and vertical surfaces laminate • Return with full-height back panel: laminate • Two full end panels • 1"-thick worksurface edges: high-impact T-molding to match worksurface • Integral drawer pull on edge of drawer front: black plastic • Two grommets centered in the back corners of the worksurface of the desk, if selected: black plastic only • Adjustable leveling glides • Returns include two attachment brackets • Shipped ready to assemble 	<ul style="list-style-type: none"> 1 Style number 2 Laminate color number for worksurface 3 Vertical laminate color number for desk or return 4 Options, if selected (see below) ▶ See <i>Surface Materials</i>, page 292.

Options	Price	Required to Specify
Back Panel <ul style="list-style-type: none"> • Full-height back panel for desks only 	+\$122	Specify <i>with full-height back panel</i> .
Related Products <ul style="list-style-type: none"> • Mobile pedestals • Value overhead storage cabinets • Value tackboards • Retractable keyboard shelf 		<ul style="list-style-type: none"> ▶ Page 236 ▶ Page 276 ▶ Page 277 ▶ Page 289

Specification Information

Dimensions	Style	Base
D W H	Number	Price

Desks

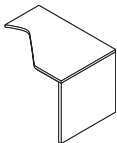
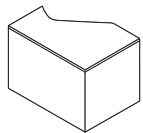
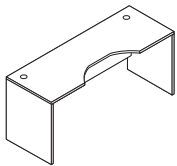
23 ⁵ / ₈ "	64 ¹⁵ / ₁₆ "	29"	TS5AH2466	\$474
29 ¹ / ₂ "	64 ¹⁵ / ₁₆ "	29"	TS5AH3066	\$609
:	:	:	:	:

Left-Hand Returns

29 ¹ / ₂ "	41 ⁵ / ₁₆ "	29"	TS5AH4230L	\$435
29 ¹ / ₂ "	47 ¹ / ₄ "	29"	TS5AH4830L	\$500
:	:	:	:	:

Right-Hand Returns

29 ¹ / ₂ "	41 ⁵ / ₁₆ "	29"	TS5AH4230R	\$435
29 ¹ / ₂ "	47 ¹ / ₄ "	29"	TS5AH4830R	\$500
:	:	:	:	:



Tip: Only mobile pedestals can be used with left-hand or right-hand returns.

Small Office and Home Office J-Shape Returns

Small Office and Home Office J-Shape Returns

SIN 711.2

Standard Includes		Required to Specify
<ul style="list-style-type: none"> ▶ Need help? See <i>Wood Casegoods and Tables Specification Guide</i> for product details. 	<ul style="list-style-type: none"> • Return: laminate • 1"-thick worksurface edges with square edge profile: high-impact T-molding to match worksurface • Column leg: paint price group 1 • Adjustable leveling glides • Includes two attachment brackets • Shipped ready to assemble 	<ul style="list-style-type: none"> 1 Style number 2 Laminate color number for worksurface 3 Paint color number for column leg 4 Options, if selected (see below) ▶ See <i>Surface Materials</i>, page 292.

Options	Price	Required to Specify
Surface Materials <ul style="list-style-type: none"> • Column leg • Paint price group 1 • Paint price group 2 	No cost +\$16	Specify paint color number. Specify paint color number.

Specification Information

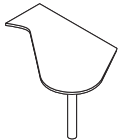
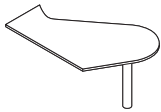
Dimensions			Style Number	Base Price
D	W	H		

Left-Hand J-Shape Return

35 ¹ / ₁₆ "	52 ¹ / ₄ "	29"	TS5AHP54L	\$435
:	:	:	:	:

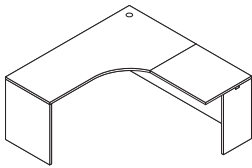
Right-Hand J-Shape Return

35 ¹ / ₁₆ "	52 ¹ / ₄ "	29"	TS5AHP54R	\$435
:	:	:	:	:



Value Workstation Shells

SIN 711.2



Tip: Clear-access end panel can be installed on either side of the workstation.

Tip: Leveling glides are adjustable up to 3/4"H.

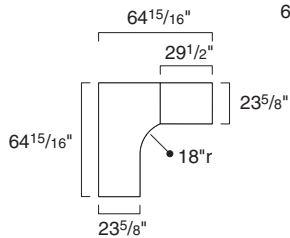
Tip: Plywood striping does not match laminate finishes. Plywood striping is offered in three finishes that complement some of the laminates.

Standard Includes	Required to Specify
<p>▶ Need help? See <i>Wood Casegoods and Tables Specification Guide</i> for product details.</p> <ul style="list-style-type: none"> • Shell with 3/4-height back panel: worksurface laminate and vertical surfaces laminate • 1"-thick worksurface edges with square edge profile: high-impact plastic to match worksurface • One grommet in the back corner of the worksurface: black plastic only • Corner leg: paint price group 1 • One full end panel and one clear-access end panel • Adjustable leveling glides • Includes two attachment brackets • Shipped ready to assemble 	<ol style="list-style-type: none"> 1 Style number 2 Laminate color number for worksurface 3 Vertical laminate color number for workstation 4 Paint color number for corner leg 5 Options, if selected (see below) <p>▶ See <i>Surface Materials</i>, page 292.</p>

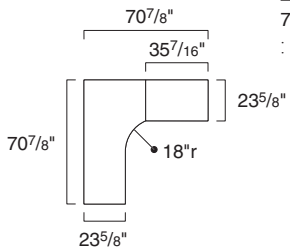
Options	Price	Required to Specify
<p>Surface Materials</p> <ul style="list-style-type: none"> • Paint price group 1 • Paint price group 2 	<p>No cost</p> <p>+\$ 16</p>	<p>Specify paint color number.</p> <p>Specify paint color number.</p>
<p>Worksurface Edge Band Detail</p> <ul style="list-style-type: none"> • Light plywood striping detail, square edge profile • Medium plywood striping detail, square edge profile • Dark plywood striping detail, square edge profile 	<p>No cost</p> <p>No cost</p> <p>No cost</p>	<p>Specify with <i>light plywood striping</i>.</p> <p>Specify with <i>medium plywood striping</i>.</p> <p>Specify with <i>dark plywood striping</i>.</p>
<p>Back Panel</p> <ul style="list-style-type: none"> • Full-height back panel 	<p>+\$122</p>	<p>Specify with <i>full-height back panel</i>.</p>
<p>End Panels</p> <ul style="list-style-type: none"> • Two full end panels • Two clear-access end panels 	<p>No cost</p> <p>No cost</p>	<p>Specify with <i>two full-end panels</i>.</p> <p>Specify with <i>two clear-access end panels</i>.</p>
<p>Related Products</p> <ul style="list-style-type: none"> • Pedestals • Value D-shape worksurfaces • Value overhead storage cabinets • Value tackboards • Retractable keyboard shelf 		<p>▶ Page 234</p> <p>▶ Page 275</p> <p>▶ Page 276</p> <p>▶ Page 277</p> <p>▶ Page 289</p>

Specification Information				
Dimensions			Style	Base
D	W	H	Number	Price

64¹⁵/₁₆" 64¹⁵/₁₆" 29" **TS5AVS6666** \$ 753



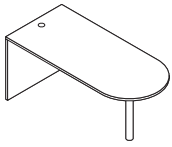
70⁷/₈" 70⁷/₈" 29" **TS5AVS7272** \$1077



Value D-Shape Worksurfaces

Value D-Shape
Worksurfaces

SIN 711.2



*Tip: Value D-shape worksur-
face must be attached to a
Value workstation shell for
stability.*

*Tip: Leveling glides are
adjustable up to 3/4"H.*

*Tip: Plywood striping does
not match laminate finishes.
Plywood striping is offered in
three finishes that comple-
ment some of the
laminates.*

Standard Includes	Required to Specify
-------------------	---------------------

- | | | |
|--|--|---|
| <ul style="list-style-type: none"> ▶ Need help?
See <i>Wood Casegoods and Tables Specification Guide</i> for product details. | <ul style="list-style-type: none"> • Worksurface with full end panel: worksurface laminate and vertical surfaces laminate • 1"-thick worksurface edges with square edge profile: high-impact plastic to match worksurface • Column leg: paint price group 1 • One grommet in the back corner of the worksurface: black plastic only • Adjustable leveling glides • Includes two attachment brackets • Shipped ready to assemble | <ol style="list-style-type: none"> 1 Style number 2 Laminate color number for worksurface 3 Vertical laminate color number for end panel 4 Paint color number for column leg 5 Options, if selected (see below) <p>▶ See <i>Surface Materials</i>, page 292.</p> |
|--|--|---|

Options	Price	Required to Specify
---------	-------	---------------------

Surface Materials	Column leg	No cost +\$16	Specify paint color number. Specify paint color number.
Worksurface Edge Band Detail	• Light plywood striping detail, square edge profile	No cost	Specify <i>with light plywood striping</i> .
	• Medium plywood striping detail, square edge profile	No cost	Specify <i>with medium plywood striping</i> .
	• Dark plywood striping detail, square edge profile	No cost	Specify <i>with dark plywood striping</i> .

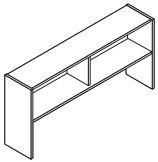
Specification Information				
• Dimensions			• Style	• Base
D	W	H	Number	Price

23 ⁵ / ₈ "	64 ¹⁵ / ₁₆ "	29"	TS5AVP2466	\$417
29 ¹ / ₂ "	64 ¹⁵ / ₁₆ "	29"	TS5AVP3066	\$581

Value Overhead Storage Cabinets

SIN 711.2

Open Overhead Storage Cabinets

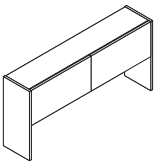


Standard Includes		Required to Specify
<ul style="list-style-type: none"> ▶ Need help? See <i>Wood Caseloads and Tables Specification Guide</i> for product details. 	<ul style="list-style-type: none"> • Overhead storage cabinet with fixed shelf: laminate • Back panel between shelf and top, open below shelf • Attachment hardware • Shipped ready to assemble 	<ol style="list-style-type: none"> 1 Style number 2 Laminate color number for overhead storage cabinet <ul style="list-style-type: none"> ▶ See <i>Surface Materials</i>, page 292.

Related Products	
<ul style="list-style-type: none"> • Tackboards 	▶ Page 277

Specification Information				
• Dimensions			• Style	• Price
D	W	H	Number	
13 ³ / ₄ "	64 ¹⁵ / ₁₆ "	36 ⁵ / ₈ "	TS5AVSM66	\$565
13 ³ / ₄ "	70 ⁷ / ₈ "	36 ⁵ / ₈ "	TS5AVSM72	\$697

Closed Overhead Storage Cabinets



Tip: Field-installed, key-specific lock cylinders must be ordered separately.
▶ Page 577

Tip: Value overhead storage cabinets have a short back panel which stops at the bottom of the cabinet. The closed cabinet has two flipper doors that retract over the top of the cabinet. Closed cabinets have a small gap between the doors and the cabinet when doors are closed.

Standard Includes		Required to Specify
<ul style="list-style-type: none"> ▶ Need help? See <i>Wood Caseloads and Tables Specification Guide</i> for product details. 	<ul style="list-style-type: none"> • Overhead storage cabinet with fixed shelf: laminate • Two lift-up doors • Back panel between shelf and top, open below shelf • Attachment hardware • Shipped ready to assemble 	<ol style="list-style-type: none"> 1 Style number 2 Laminate color number for overhead storage cabinet 3 Options, if selected (see below) <ul style="list-style-type: none"> ▶ See <i>Surface Materials</i>, page 292.

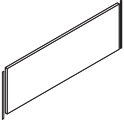
Options	Price	Required to Specify
Lock <ul style="list-style-type: none"> • Polished chrome • Ember chrome 	+\$152 +\$152	Specify with 9201 Polished Chrome lock. Specify with 9250 Ember Chrome lock.

Related Products	
<ul style="list-style-type: none"> • Tackboards 	▶ Page 277

Specification Information				
• Dimensions			• Style	• Base
D	W	H	Number	Price
13 ³ / ₄ "	64 ¹⁵ / ₁₆ "	36 ⁵ / ₈ "	TS5AVSMD66	\$846
13 ³ / ₄ "	70 ⁷ / ₈ "	36 ⁵ / ₈ "	TS5AVSMD72	\$973

Value Tackboards

SIN 711.2



Tip: Value tackboards are only used with other value components and are not interchangeable with Classic Payback tackboards.

Standard Includes	Required to Specify
-------------------	---------------------

- | | | |
|--|--|--|
| <ul style="list-style-type: none"> ▶ Need help? See <i>Wood Caseloads and Tables Specification Guide</i> for product details. | <ul style="list-style-type: none"> • Tackboard: fabric-covered • Attachment hardware | <ul style="list-style-type: none"> 1 Style number 2 Fabric color number for tackboard ▶ See <i>Surface Materials</i>, page 292. |
|--|--|--|

Related Products

- | | |
|--|--|
| <ul style="list-style-type: none"> • Open overhead storage cabinets • Closed overhead storage cabinets | <ul style="list-style-type: none"> ▶ Page 276 ▶ Page 276 |
|--|--|

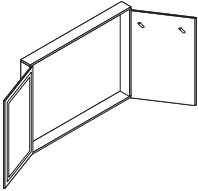
Specification Information				
• Dimensions			• Style	• Price
D	W	H	Number	

1 ³ / ₁₆ "	62 ¹ / ₄ "	20 ⁹ / ₁₆ "	TS5AVTB66	\$226
1 ³ / ₁₆ "	68 ³ / ₁₆ "	20 ⁹ / ₁₆ "	TS5AVTB72	\$278

Conference Room Furniture

SIN 711.2

Wall Markerboard Cabinets



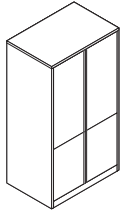
Tip: Plywood striping does not match laminate finishes. Plywood striping is offered in three finishes that complement some of the laminates.

Standard Includes		Required to Specify
<ul style="list-style-type: none"> ▶ Need help? See <i>Wood Caseloads and Tables Specification Guide</i> for product details. 	<ul style="list-style-type: none"> • Markerboard cabinet: top laminate and vertical surfaces laminate • 1"-thick top edges with square edge profile on Classic Payback: high-impact plastic to match top • 1½"-thick top edges with ribbed edge profile on Executive Payback: high-impact plastic to match top • Hinged doors open 180° • Integral pull on doors: 6000 Black plastic • Corkboard on inside of doors • Shipped fully assembled • Flip-chart pegs 	<ol style="list-style-type: none"> 1 Style number 2 Laminate color number for markerboard cabinet top 3 Vertical laminate color number for markerboard cabinet 4 Options, if selected (see below) <p>▶ See <i>Surface Materials</i>, page 292.</p>

Options	Price	Required to Specify
Top Edge Band Detail <ul style="list-style-type: none"> • Light plywood striping detail, square edge profile • Medium plywood striping detail, square edge profile • Dark plywood striping detail, square edge profile • Flat square edge profile on Executive Payback only 	<ul style="list-style-type: none"> No cost No cost No cost No cost 	<ul style="list-style-type: none"> Specify with <i>light plywood striping</i>. Specify with <i>medium plywood striping</i>. Specify with <i>dark plywood striping</i>. Specify with <i>flat square edge profile</i>.
Pulls <ul style="list-style-type: none"> • Integral pulls: 6699 Platinum • Waterfall pulls on Executive Payback only: 7207 Black • Waterfall pulls on Executive Payback only: 4799 Platinum • Payback handle pulls: 0835 Black • Payback handle pulls: 4799 Platinum • Ledge pulls: 7207 Black • Ledge pulls: 4799 Platinum 	<ul style="list-style-type: none"> No cost No cost +\$ 6 No cost +\$ 6 +\$26 +\$32 	<ul style="list-style-type: none"> Specify with <i>6699 Platinum integral pulls</i>. Specify with <i>7207 Black waterfall pulls</i>. Specify with <i>4799 Platinum waterfall pulls</i>. Specify with <i>0835 Black Payback handle pulls</i>. Specify with <i>4799 Platinum Payback handle pulls</i>. Specify with <i>7207 Black ledge pulls</i>. Specify with <i>4799 Platinum ledge pulls</i>.

Specification Information									
• Dimensions			• Style	• Base	• Dimensions			• Style	• Base
D	W	H	Number	Price	D	W	H	Number	Price
Classic Payback					Executive Payback				
5⅛"	50"	41⅝⅓"	TS5AWMB	\$929	5⅛"	50"	41⅝⅓"	TS5AEWMB	\$1000

Video Cabinets



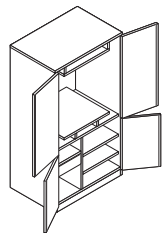
Tip: Plywood striping does not match laminate finishes. Plywood striping is offered in three finishes that complement some of the laminates.

Standard Includes		Required to Specify
<p>▶ Need help? See <i>Wood Caseloads and Tables Specification Guide</i> for product details.</p> <ul style="list-style-type: none"> • Video cabinet: top laminate and vertical surfaces laminate • 1"-thick top edges with square edge profile on Classic Payback: high-impact plastic to match top • 1½"-thick top edges with ribbed edge profile on Executive Payback: high-impact plastic to match top • Hinged pocket doors • Integral pull on doors: 6000 Black plastic • 5"H VCR shelf • 29"H video monitor pull-out swivel shelf • Grommets in back panel to accommodate cable routing: black plastic • Two adjustable-height shelves • Cassette drawer • Adjustable leveling glides • Shipped fully assembled 		<ul style="list-style-type: none"> 1 Style number 2 Laminate color number for video cabinet top 3 Vertical laminate color number for video cabinet 4 Options, if selected (see below) ▶ See <i>Surface Materials</i>, page 292.

Options	Price	Required to Specify
Top Edge Band Detail		
• Light plywood striping detail, square edge profile	No cost	Specify with <i>light plywood striping</i> .
• Medium plywood striping detail, square edge profile	No cost	Specify with <i>medium plywood striping</i> .
• Dark plywood striping detail, square edge profile	No cost	Specify with <i>dark plywood striping</i> .
• Flat square edge profile on Executive Payback only	No cost	Specify with <i>flat square edge profile</i> .
Pulls		
• Integral pulls: 6699 Platinum	No cost	Specify with <i>6699 Platinum integral pulls</i> .
• Waterfall pulls on Executive Payback only: 7207 Black	No cost	Specify with <i>7207 Black waterfall pulls</i> .
• Waterfall pulls on Executive Payback only: 4799 Platinum	+\$ 6	Specify with <i>4799 Platinum waterfall pulls</i> .
• Payback handle pulls: 0835 Black	No cost	Specify with <i>0835 Black Payback handle pulls</i> .
• Payback handle pulls: 4799 Platinum	+\$ 6	Specify with <i>4799 Platinum Payback handle pulls</i> .
• Ledge pulls: 7207 Black	+\$ 26	Specify with <i>7207 Black ledge pulls</i> .
• Ledge pulls: 4799 Platinum	+\$ 32	Specify with <i>4799 Platinum ledge pulls</i> .
Lock		
• Laminate locking doors, FR series: 9201 Polished Chrome or 9250 Ember Chrome	+\$242	Specify with <i>9201 Polished Chrome lock</i> or <i>9250 Ember Chrome lock</i> .

Specification Information

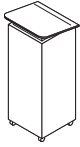
Classic Payback					Executive Payback				
Dimensions			Style	Base	Dimensions			Style	Base
D	W	H	Number	Price	D	W	H	Number	Price
24 ⁵ / ₈ "	35 ⁷ / ₁₆ "	64"	TS5AVC	\$2462	24 ⁵ / ₈ "	35 ⁷ / ₁₆ "	64 ¹ / ₂ "	TS5AEVC	\$2572



Conference Room Furniture, continued

SIN 711.2

Lecterns



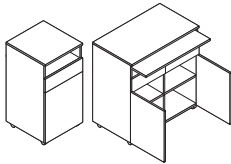
Tip: Plywood striping does not match laminate finishes. Plywood striping is offered in three finishes that complement some of the laminates.

Standard Includes	Required to Specify
<ul style="list-style-type: none"> ▶ Need help? See <i>Wood Caseloads and Tables Specification Guide</i> for product details. • Lectern: top laminate and vertical surfaces laminate • 1"-thick top edges with square edge profile on Classic Payback: high-impact plastic to match top • 1½"-thick top edges with ribbed edge profile on Executive Payback: high-impact plastic to match top • Casters: black plastic • Shipped fully assembled (except for speaker's shelf) 	<ul style="list-style-type: none"> 1 Style number 2 Laminate color number for lectern top 3 Vertical laminate color number for lectern 4 Options, if selected (see below) ▶ See <i>Surface Materials</i>, page 292.

Options	Price	Required to Specify
Top Edge Band Detail		
• Light plywood striping detail, square edge profile	No cost	Specify with <i>light plywood striping</i> .
• Medium plywood striping detail, square edge profile	No cost	Specify with <i>medium plywood striping</i> .
• Dark plywood striping detail, square edge profile	No cost	Specify with <i>dark plywood striping</i> .
• Flat square edge profile on Executive Payback only	No cost	Specify with <i>flat square edge profile</i> .

Specification Information					
• Dimensions			• Style	• Price	
D	W	H	Number	D	W
Classic Payback				Executive Payback	
18"	23 ⁵ / ₈ "	44 ⁷ / ₈ "	TS5AELECT	18 ¹ / ₈ "	18 ¹ / ₈ "
				45 ³ / ₈ "	
				TS5AELECT	\$872

Meeting Room Service Carts



Tip: 19 1/2"W service cart door is hinged at the left.

Tip: Plywood striping does not match laminate finishes. Plywood striping is offered in three finishes that complement some of the laminates.

Standard Includes	Required to Specify
<ul style="list-style-type: none"> ▶ Need help? See <i>Wood Caseloads and Tables Specification Guide</i> for product details. • Service cart: top laminate and vertical surfaces laminate • 1"-thick top edges with square edge profile on Classic Payback: high-impact plastic to match top • 1 1/2"-thick top edges with ribbed edge profile on Executive Payback: high-impact plastic to match top • Pull-out shelf • Half-depth storage drawer • Integral pull on doors and drawers: 6000 Black plastic • Adjustable-height shelf • Casters: black plastic • Shipped fully assembled 	<ol style="list-style-type: none"> 1 Style number 2 Laminate color number for service cart top 3 Vertical laminate color number for cart 4 Options, if selected (see below) <ul style="list-style-type: none"> ▶ See <i>Surface Materials</i>, page 292.

Options	Price	Required to Specify
Top Edge Band Detail <ul style="list-style-type: none"> • Light plywood striping detail, square edge profile • Medium plywood striping detail, square edge profile • Dark plywood striping detail, square edge profile • Flat square edge profile on Executive Payback only 	<p>No cost</p> <p>No cost</p> <p>No cost</p> <p>No cost</p>	<p>Specify with <i>light plywood striping</i>.</p> <p>Specify with <i>medium plywood striping</i>.</p> <p>Specify with <i>dark plywood striping</i>.</p> <p>Specify with <i>flat square edge profile</i>.</p>
Pulls <ul style="list-style-type: none"> • Integral pulls: 6699 Platinum • Waterfall pulls on Executive Payback only: 7207 Black • Waterfall pulls on Executive Payback only: 4799 Platinum • Payback handle pulls: 0835 Black • Payback handle pulls: 4799 Platinum • Ledge pulls: 7207 Black • Ledge pulls: 4799 Platinum 	<p>No cost</p> <p>No cost</p> <p>+\$ 6</p> <p>No cost</p> <p>+\$ 6</p> <p>+\$ 26</p> <p>+\$ 32</p>	<p>Specify with <i>6699 Platinum integral pulls</i>.</p> <p>Specify with <i>7207 Black waterfall pulls</i>.</p> <p>Specify with <i>4799 Platinum waterfall pulls</i>.</p> <p>Specify with <i>0835 Black Payback handle pulls</i>.</p> <p>Specify with <i>4799 Platinum Payback handle pulls</i>.</p> <p>Specify with <i>7207 Black ledge pulls</i>.</p> <p>Specify with <i>4799 Platinum ledge pulls</i>.</p>
Lock <ul style="list-style-type: none"> • 19 1/2"W Laminate locking doors, FR series: 9201 Polished Chrome or 9250 Ember Chrome • 31 1/2"W Laminate locking doors, FR Series: 9201 Polished Chrome or 9250 Ember Chrome 	<p>+\$121</p> <p>+\$242</p>	<p>Specify with <i>9201 Polished Chrome lock</i> or <i>9250 Ember Chrome lock</i>.</p> <p>Specify with <i>9201 Polished Chrome lock</i> or <i>9250 Ember Chrome lock</i>.</p>

Specification Information									
• Dimensions			• Style	• Base	• Dimensions			• Style	• Base
D	W	H	Number	Price	D	W	H	Number	Price
Classic Payback					Executive Payback				
20 9/16"	19 1/2"	34 3/4"	TS5AMRSC20	\$ 750	20 9/16"	19 1/2"	35 1/4"	TS5AEMRSC20	\$ 859
20 9/16"	31 1/2"	34 3/4"	TS5AMRSC32	\$1306	20 9/16"	31 1/2"	35 1/4"	TS5AEMRSC32	\$1415

Classic and Executive Payback

Table Tops

SIN 711.2

Rectangular Table Tops

Used as Return

Tip: Plywood striping does not match laminate finishes. Plywood striping is offered in three finishes that complement some of the laminates.

Tip: For plywood striping details for 35⁷/₁₆"D tops, specify Classic Payback rectangular table tops.

Tip: Reinforcing channel, (TSATRC57 or TSATRC72), ordered separately, must be used with tops larger than 60"W for 60"W or more of unsupported kneespace.
▶ See page 411.

Standard Includes	Required to Specify
<ul style="list-style-type: none"> ▶ Need help? See <i>Wood Caseloads and Tables Specification Guide</i> for product details. • Table top: laminate • 1"-thick top edges with square edge profile on Classic Payback: high-impact plastic to match top • 1½"-thick top edges with ribbed edge profile on Executive Payback: high-impact plastic to match top details. 	<ul style="list-style-type: none"> 1 Style number 2 Laminate color number for table top 3 Options, if selected (see below) ▶ See <i>Surface Materials</i>, page 292.

Options	Price	Required to Specify
Top Edge Band Detail Classic Payback <ul style="list-style-type: none"> • Light plywood striping detail, edge profile • Medium plywood striping detail, square edge profile • Dark plywood striping detail, square edge profile 	No cost	Specify with <i>light plywood striping</i> . Specify with <i>medium plywood striping</i> .
Executive Payback <ul style="list-style-type: none"> • Flat square edge profile for 19¹/₁₆"D, 23⁵/₈"D, and 29¹/₂"D tops • Light plywood striping detail, square edge profile for 19¹/₁₆"D, 23⁵/₈"D, and 29¹/₂"D tops • Medium plywood striping detail, square edge profile for 19¹/₁₆"D, 23⁵/₈"D, and 29¹/₂"D tops • Dark plywood striping detail, square edge profile for 19¹/₁₆"D, 23⁵/₈"D, and 29¹/₂"D tops 	No cost	Specify with <i>flat square edge profile</i> . Specify with <i>light plywood striping</i> . Specify with <i>medium plywood striping</i> . Specify with <i>dark plywood striping</i> .

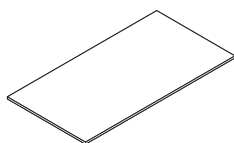
Related Products	• Table bases and legs	▶ Page 284
-------------------------	------------------------	------------

Specification Information		
• Dimensions	• Style	• Price
D W	Number	:

Classic Payback

1"-Thick Top			
19 ¹ / ₁₆ "	35 ⁷ / ₁₆ "	TS5ART2036	\$218
19 ¹ / ₁₆ "	41 ⁵ / ₁₆ "	TS5ART2042	\$244
19 ¹ / ₁₆ "	47 ¹ / ₄ "	TS5ART2048	\$269
19 ¹ / ₁₆ "	53 ¹ / ₈ "	TS5ART2054	\$296
19 ¹ / ₁₆ "	59 ¹ / ₁₆ "	TS5ART2060	\$321
19 ¹ / ₁₆ "	64 ¹⁵ / ₁₆ "	TS5ART2066	\$347
19 ¹ / ₁₆ "	70 ⁷ / ₈ "	TS5ART2072	\$374
23 ⁵ / ₈ "	35 ⁷ / ₁₆ "	TS5ART2436	\$244
23 ⁵ / ₈ "	41 ⁵ / ₁₆ "	TS5ART2442	\$269
23 ⁵ / ₈ "	47 ¹ / ₄ "	TS5ART2448	\$296
23 ⁵ / ₈ "	53 ¹ / ₈ "	TS5ART2454	\$321
23 ⁵ / ₈ "	59 ¹ / ₁₆ "	TS5ART2460	\$347
23 ⁵ / ₈ "	64 ¹⁵ / ₁₆ "	TS5ART2466	\$374
23 ⁵ / ₈ "	70 ⁷ / ₈ "	TS5ART2472	\$400
29 ¹ / ₂ "	35 ⁷ / ₁₆ "	TS5ART3036	\$269

▶ **Specification Information, continued on next page**



► Specification Information, continued from previous page

Specification Information

Dimensions		Style	Price
D	W	Number	

Classic Payback, continued

1"-Thick Top

29½"	41⅝"	TS5ART3042	\$296
29½"	47¼"	TS5ART3048	\$321
29½"	53⅛"	TS5ART3054	\$347
29½"	59⅞"	TS5ART3060	\$374
29½"	64 ¹⁵ / ₁₆ "	TS5ART3066	\$400
29½"	70 ⁷ / ₈ "	TS5ART3072	\$424

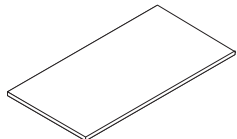
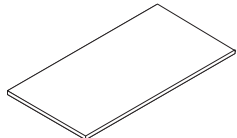
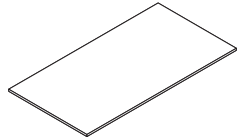
1½"-Thick Top

35 ⁷ / ₁₆ "	59 ¹ / ₁₆ "	TS5ATRE3660	\$536
35 ⁷ / ₁₆ "	64 ¹⁵ / ₁₆ "	TS5ATRE3666	\$562
35 ⁷ / ₁₆ "	70 ⁷ / ₈ "	TS5ATRE3672	\$588

Executive Payback

1½"-Thick Top

19 ¹¹ / ₁₆ "	35 ⁷ / ₁₆ "	TS5AERT2036	\$327
19 ¹¹ / ₁₆ "	41 ⁵ / ₁₆ "	TS5AERT2042	\$353
19 ¹¹ / ₁₆ "	47¼"	TS5AERT2048	\$380
19 ¹¹ / ₁₆ "	53⅛"	TS5AERT2054	\$405
19 ¹¹ / ₁₆ "	59⅞"	TS5AERT2060	\$432
19 ¹¹ / ₁₆ "	64 ¹⁵ / ₁₆ "	TS5AERT2066	\$457
19 ¹¹ / ₁₆ "	70 ⁷ / ₈ "	TS5AERT2072	\$485
23 ⁵ / ₈ "	35 ⁷ / ₁₆ "	TS5AERT2436	\$353
23 ⁵ / ₈ "	41 ⁵ / ₁₆ "	TS5AERT2442	\$380
23 ⁵ / ₈ "	47¼"	TS5AERT2448	\$405
23 ⁵ / ₈ "	53⅛"	TS5AERT2454	\$432
23 ⁵ / ₈ "	59⅞"	TS5AERT2460	\$457
23 ⁵ / ₈ "	64 ¹⁵ / ₁₆ "	TS5AERT2466	\$485
23 ⁵ / ₈ "	70 ⁷ / ₈ "	TS5AERT2472	\$510
29½"	35 ⁷ / ₁₆ "	TS5AERT3036	\$380
29½"	41 ⁵ / ₁₆ "	TS5AERT3042	\$405
29½"	47¼"	TS5AERT3048	\$432
29½"	53⅛"	TS5AERT3054	\$457
29½"	59⅞"	TS5AERT3060	\$485
29½"	64 ¹⁵ / ₁₆ "	TS5AERT3066	\$510
29½"	70 ⁷ / ₈ "	TS5AERT3072	\$536
35 ⁷ / ₁₆ "	59 ¹ / ₁₆ "	TS5AERTRE60	\$569
35 ⁷ / ₁₆ "	64 ¹⁵ / ₁₆ "	TS5AERTRE66	\$594
35 ⁷ / ₁₆ "	70 ⁷ / ₈ "	TS5AERTRE72	\$619



Classic and Executive Payback

Table Bases and Legs

SIN 711.2

Steel Bases

▶ See page 378 to determine number of bases needed.

Standard Includes		Required to Specify
▶ Need help? See <i>Wood Caseloads and Tables Specification Guide</i> for product details.	<ul style="list-style-type: none"> • Steel base: paint price group 1 • Adjustable leveling glides • Shipped ready to assemble 	1 Style number 2 Paint color number for base 3 Options, if selected (see below) ▶ See <i>Surface Materials</i> , page 292.

Options	Price	Required to Specify
Surface Materials <ul style="list-style-type: none"> • Paint price group 1 • Paint price group 2 	No cost +\$16	Specify paint color number. Specify paint color number.

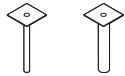
Specification Information				
Dimensions			Style	Base
D	W	H	Number	Price

T-Base				
3½"	30⅛"	28"	TS5ATBTS	\$325



Tip: T-base should be used only with 36"D rectangular table tops used as returns.

Post Leg				
3"	3"	28"	TS5ATBLS3	\$234
6"	6"	28"	TS5ATBLS	\$260

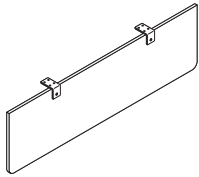


Square Leg				
Package of Two				
2"	2"	28"	TS5ASQL272	\$246



Modesty Panels

SIN 711.2



Tip: Modesty panel widths correspond to table top widths that are 12" wider (e.g., 59¹/₁₆" table top would require a 47¹/₄" modesty panel).

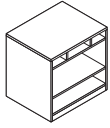
Standard Includes	Required to Specify
<ul style="list-style-type: none"> ▶ Need help? See <i>Wood Caseloads and Tables Specification Guide</i> for product details. • Modesty panel: vertical surfaces laminate • Bracket: paint 	<ul style="list-style-type: none"> 1 Style number 2 Vertical laminate color number for modesty panel 3 Paint color number for bracket ▶ See <i>Surface Materials</i>, page 292.

Specification Information				
• Dimensions	• Corresponding		• Style	• Price
W H	Table Top Width		Number	
23 ⁵ / ₈ " 12"	35 ⁷ / ₁₆ "		TS5AMOD24	\$215
29 ¹ / ₂ " 12"	41 ³ / ₈ "		TS5AMOD30	\$232
35 ⁷ / ₁₆ " 12"	47 ¹ / ₄ "		TS5AMOD36	\$246
41 ³ / ₈ " 12"	53 ¹ / ₈ "		TS5AMOD42	\$264
47 ¹ / ₄ " 12"	59 ¹ / ₁₆ "		TS5AMOD48	\$277
53 ¹ / ₈ " 12"	64 ¹⁵ / ₁₆ "		TS5AMOD54	\$293
59 ¹ / ₁₆ " 12"	70 ⁷ / ₈ "		TS5AMOD60	\$309
:	:	:	:	:

Tables

SIN 711.2

Printer Tables



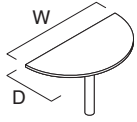
Tip: Plywood striping does not match laminate finishes. Plywood striping is offered in three finishes that complement some of the laminates.

Standard Includes		Required to Specify
<ul style="list-style-type: none"> ▶ Need help? See <i>Wood Caseloads and Tables Specification Guide</i> for product details. 	<ul style="list-style-type: none"> Printer table: top laminate and vertical surfaces laminate 1"-thick top edges with square edge profile on Classic Payback: high-impact plastic to match top 1½"-thick top edges with ribbed edge profile on Executive Payback: high-impact plastic to match top Full end panels Paper pass-through space in pull-out shelf Grommet in back panel Shipped fully assembled 	<ol style="list-style-type: none"> Style number Laminate color number for printer table top Vertical laminate color number for table Options, if selected (see below) <ul style="list-style-type: none"> ▶ See <i>Surface Materials</i>, page 292.

Options	Price	Required to Specify
Top Edge Band Detail		
• Light plywood striping detail, square edge profile	No cost	Specify with <i>light plywood striping</i> .
• Medium plywood striping detail, square edge profile	No cost	Specify with <i>medium plywood striping</i> .
• Dark plywood striping detail, square edge profile	No cost	Specify with <i>dark plywood striping</i> .
• Flat square edge profile on Executive Payback only	No cost	Specify with <i>flat square edge profile</i> .

Specification Information									
Dimensions			Style	Price	Dimensions			Style	Price
D	W	H	Number		D	W	H	Number	
Classic Payback					Executive Payback				
23 ⁵ / ₈ "	29 ¹ / ₂ "	29"	TS5ATPT	\$491	23 ⁵ / ₈ "	29 ¹ / ₂ "	29 ¹ / ₂ "	TS5AETPT	\$602

Spanner Tables



Standard Includes		Required to Specify
<p>▶ Need help? See <i>Wood Caseloads and Tables Specification Guide</i> for product details.</p> <ul style="list-style-type: none"> • Top: laminate • 1"-thick top edges with square edge profile on Classic Payback: high-impact plastic to match top • 1½"-thick top edges with ribbed edge profile on Executive Payback: high-impact plastic to match top • Column leg: paint price group 1 • Adjustable leveling glide • Includes two attachment brackets • Shipped ready to assemble 	<ul style="list-style-type: none"> 1 Style number 2 Laminate color number for spanner table top 3 Paint color number for column leg 4 Options, if selected (see below) <p>▶ See <i>Surface Materials</i>, page 292.</p>	

Options	Price	Required to Specify
<p>Surface Materials</p> <ul style="list-style-type: none"> • Paint price group 1 • Paint price group 2 	No cost +\$16	Specify paint color number. Specify paint color number.
<p>Top Edge Band Detail</p> <ul style="list-style-type: none"> • Light plywood striping detail, square edge profile • Medium plywood striping detail, square edge profile • Dark plywood striping detail, square edge profile • Flat square edge profile on Executive Payback only 	No cost No cost No cost No cost	Specify with <i>light plywood striping</i> . Specify with <i>medium plywood striping</i> . Specify with <i>dark plywood striping</i> . Specify with <i>flat square edge profile</i> .

Tip: Plywood striping does not match laminate finishes. Plywood striping is offered in three finishes that complement some of the laminates.

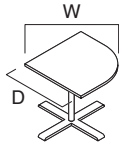
Specification Information

Classic Payback				Executive Payback					
Dimensions			Style Number	Base Price	Dimensions			Style Number	Base Price
D	W	H			D	W	H		
19 ¹¹ / ₁₆ "	39 ³ / ₈ "	29"	TS5ATST40	\$619	19 ¹¹ / ₁₆ "	39 ³ / ₈ "	29 ¹ / ₂ "	TS5AETST40	\$729
23 ⁵ / ₈ "	47 ¹ / ₄ "	29"	TS5ATST48	\$670	23 ⁵ / ₈ "	47 ¹ / ₄ "	29 ¹ / ₂ "	TS5AETST48	\$781
29 ¹ / ₂ "	59 ¹ / ₁₆ "	29"	TS5ATST60	\$775	29 ¹ / ₂ "	59 ¹ / ₁₆ "	29 ¹ / ₂ "	TS5AETST60	\$886

Tables, continued

SIN 711.2

Extension Tables



Standard Includes	Required to Specify
<ul style="list-style-type: none"> ▶ Need help? See <i>Wood Caseloads and Tables Specification Guide</i> for product details. • Top: laminate • 1"-thick top edges with square edge profile on Classic Payback: high-impact plastic to match top • 1 1/2"-thick top edges with ribbed edge profile on Executive Payback: high-impact plastic to match top • Metal base: paint price group 1 • Adjustable leveling glide • Includes two attachment brackets • Shipped ready to assemble 	<ol style="list-style-type: none"> 1 Style number 2 Laminate color number for extension table top 3 Paint color number for metal base 4 Options, if selected (see below) <p>▶ See <i>Surface Materials</i>, page 292.</p>

Tip: Plywood striping does not match laminate finishes. Plywood striping is offered in three finishes that complement some of the laminates.

Options	Price	Required to Specify
Surface Materials <ul style="list-style-type: none"> • Metal base • Paint price group 1 • Paint price group 2 	No cost +\$16	Specify paint color number. Specify paint color number.
Top Edge Band Detail <ul style="list-style-type: none"> • Light plywood striping square edge detail • Medium plywood striping square edge detail • Dark plywood striping square edge detail • Flat square edge profile on Executive Payback only 	No cost No cost No cost No cost	Specify <i>with light plywood striping</i> . Specify <i>with medium plywood striping</i> . Specify <i>with dark plywood striping</i> . Specify <i>with flat square edge profile</i> .

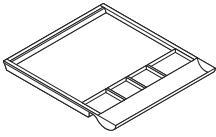
Specification Information									
• Dimensions			• Style	• Base	• Dimensions			• Style	• Base
D	W	H	Number	Price	D	W	H	Number	Price
Classic Payback					Executive Payback				
23 ⁵ / ₈ "	27 ⁹ / ₁₆ "	29"	TS5ATDE24	\$797	23 ⁵ / ₈ "	27 ⁹ / ₁₆ "	29 ¹ / ₂ "	TS5AETDE24	\$867
29 ¹ / ₂ "	34 ⁷ / ₁₆ "	29"	TS5ATDE30	\$849	29 ¹ / ₂ "	34 ⁷ / ₁₆ "	29 ¹ / ₂ "	TS5AETDE30	\$920
:	:	:	:	:	:	:	:	:	:

Accessories

SIN 711.2

Center Drawer

Field-Installed



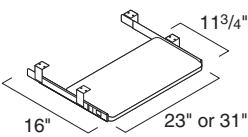
Standard Includes		Required to Specify
<ul style="list-style-type: none"> ▶ Need help? See <i>Wood Caseloads and Tables Specification Guide</i> for product details. 	<ul style="list-style-type: none"> • Center drawer: black plastic only • Attachment hardware 	Style number

Specification Information

• Dimensions			• Style	• Price
D	W	H	Number	
15"	21"	2"	TS5ACTRD	\$171

Retractable Keyboard Shelf

Field-Installed



Standard Includes		Required to Specify
<ul style="list-style-type: none"> ▶ Need help? See <i>Wood Caseloads and Tables Specification Guide</i> for product details. 	<ul style="list-style-type: none"> • Keyboard shelf: laminate • Attachment hardware 	1 Style number 2 Laminate color number for keyboard shelf ▶ See <i>Surface Materials</i> , page 292.

Tip: Clearance is 2" between underside of worksurface and keyboard shelf.

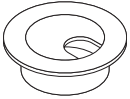
Specification Information

• Dimensions			• Style	• Price
D	W	H	Number	
16"	23"	3 1/2"	TS5AKRS22	\$179
16"	31"	3 1/2"	TS5AKRS30	\$225

Accessories, continued

SIN 711.2

Grommet
Field-Installed



Standard Includes	Required to Specify
<ul style="list-style-type: none"> ▶ Need help? See <i>Wood Casegoods and Tables Specification Guide</i> for product details. • Grommet: black plastic • Drilling instructions 	Style number

Specification Information		
• Diameter	• Style Number	• Price
2 1/2"	TS5AGRM	\$19

Wire Manager
Field-Installed

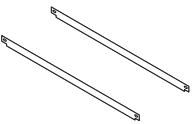


Tip: For use on all overhead storage cabinets for routing wires when shelf lights are used.

Standard Includes	Required to Specify
<ul style="list-style-type: none"> ▶ Need help? See <i>Wood Casegoods and Tables Specification Guide</i> for product details. • Two clips for horizontal routing and one wire manager cover for vertical routing; black plastic • Attachment hardware 	Style number

Specification Information				
• Dimensions			• Style Number	• Price
D	W	H		
3/4"	3/4"	17 3/4"	TS5AWM	\$46

Front-To-Back Lateral File Rail



Tip: For use on all Payback products that have a lateral file.

Standard Includes	Required to Specify
<ul style="list-style-type: none"> ▶ Need help? See <i>Wood Casegoods and Tables Specification Guide</i> for product details. • Rail: black • Package of two 	Style number

Specification Information				
• Dimensions			• Style Number	• Price
D	W	H		
3/4"	1"	16"	TS5ALFTBR	\$81

Standard Shelf Lights

SIN 711.1

Tip: Daisy chaining is not allowed in New York City or Chicago. Local electrical codes vary, so you should consult a qualified electrical contractor or engineer for proper installation of all electrical equipment.

Tip: Because shelf lights are usually recessed, black is the standard paint color. Paint colors other than black have an upcharge.

Tip: If an optional paint color is selected for the housing, the electrical switches and end caps will remain black plastic.

Standard Includes		Required to Specify
<ul style="list-style-type: none"> ▶ Need help? See <i>Wood Caseloads and Tables Specification Guide</i> for product details. 	<ul style="list-style-type: none"> • Light housing with centered on-off switch: black paint • End cap cord managers: black plastic only • Cords: <ul style="list-style-type: none"> — 9-foot cord with three-prong plug at 45° angle: black plastic only — One 30" and one 48" cord with modular connectors for daisy chaining: black plastic only • Contrast sleeve around lamp • Faceted reflector: white only • T8 3500K lamp • Ballast • Universal mounting hardware package 	<ol style="list-style-type: none"> 1 Style number 2 Paint color number, if other than black (see options below) 3 Options, if selected (see below) <p>▶ See <i>Surface Materials Reference Manual</i>.</p>

Options	Price	Required to Specify
Surface Materials <ul style="list-style-type: none"> • Painted light housing other than black 	+ \$22	Specify paint color number for housing. ▶ See <i>Surface Materials Reference Manual</i> .
Bracket Option <ul style="list-style-type: none"> • Competitive mounting package 	No cost	Specify with <i>competitive mounting package</i> .
Related Products <ul style="list-style-type: none"> • Wire manager • Overhead storage cabinet 		▶ Page 290 ▶ Pages 246–250

Specification Information

Dimensions			Lamp Wattage	Style Number	Base Price
D	W	H			

Electronic Ballast

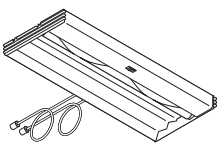
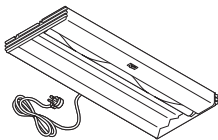
9 1/4"	25"	1 3/4"	17 watts	LSM24K	\$385
9 1/4"	37"	1 3/4"	25 watts	LSM36K	\$409
9 1/4"	49"	1 3/4"	32 watts	LSM48K	\$443

With Chicago Cord, Including Circuit Breaker

9 1/4"	25"	1 3/4"	17 watts	LSM24KC	\$444
9 1/4"	37"	1 3/4"	25 watts	LSM36KC	\$468
9 1/4"	49"	1 3/4"	32 watts	LSM48KC	\$502

With Daisy Chain Cords

9 1/4"	25"	1 3/4"	17 watts	LSM24KD	\$418
9 1/4"	37"	1 3/4"	25 watts	LSM36KD	\$442
9 1/4"	49"	1 3/4"	32 watts	LSM48KD	\$476



Surface Materials

Laminate

Steelcase Surfaces

Applies to:

- Classic Payback worksurfaces
- Classic Payback 1"-thick table tops
- Classic and Executive Payback vertical surfaces
- 246L Mahogany LPL
- 247L Black V2 LPL
- 25L1 Winter on Maple LPL
- 262L Marbled Maple LPL
- 264L Chocolate Walnut LPL
- 265L Marbled Cherry LPL
- 26L1 Natural Cherry V2 LPL
- 275L Warm White LPL
- 284L Natural Oak LPL
- 288L Folkstone LPL
- 2HAT Clear Oak
- 2LAT Acacia LPL

Applies to:

- Executive Payback worksurfaces
- Classic and Executive Payback 1½"-thick table tops
- 246L Mahogany LPL
- 25L1 Winter on Maple LPL
- 262L Marbled Maple LPL
- 264L Chocolate Walnut LPL
- 265L Marbled Cherry LPL
- 26L1 Natural Cherry V2 LPL
- 275L Warm White LPL
- 2HAT Clear Oak
- 2LAT Acacia LPL

Recommended laminates to complement plywood striping, square edge profile

Tip: Plywood striping does not match laminate finishes. Plywood striping is offered in three finishes that complement some of the laminates.

Applies to:

- Light plywood striping, square edge profile
- 25L1 Winter on Maple LPL
- 262L Marbled Maple LPL
- 275L Warm White LPL

Applies to:

- Medium plywood striping, square edge profile
- 262L Marbled Maple LPL
- 265L Marbled Cherry LPL
- 26L1 Natural Cherry V2 LPL
- 284L Natural Oak LPL

Applies to:

- Dark plywood striping, square edge profile
- 247L Black V2 LPL
- 262L Marbled Maple LPL
- 264L Chocolate Walnut LPL
- 26L1 Natural Cherry V2 LPL
- 284L Natural Oak LPL

Plastic

Steelcase Surfaces

Applies to:

- Integral pulls
- 6000 Black
- 6699 Platinum

Paint

Steelcase Surfaces

Applies to:

- Waterfall pulls
- Ledge pulls
- 4799 Platinum
- 7207 Black

Applies to:

- Payback handle pulls
- 0835 Black
- 4799 Platinum

Applies to:

- Square legs
- T-base
- Post legs
- Column legs
- Modesty panel brackets

Price Group 1

7207 Black

Price Group 2

4799 Platinum Metallic

Vertical Surface Fabrics

Steelcase Surfaces

Applies to:

- Payback value tackboards

Price Group 1

Abacus

Applies to:

- Reception gallery tackboards
- Straight tackboards
- Corner tackboards
- Wall-mounted tackboards
- Slatwall tackboards

Kick Standard Price Group A

Lido
Sprite

Price Group 1

Abacus
Bariolage
Boccie
Buzz2
Charm
Embrasure
Pianista
Tinsel

Price Group 2

Amiranté
Ashanti Reverse
Bouquet
Cogent: Geode Seating
Cogent: Geode Vertical
Flip: Orbit
Flip: Plain Jane
Flip: TexHex
Fresco
Milano
Regatta
Solitaire

Price Group 3

Billiard Multi-Use by
DesignTex

Select Surfaces

For information on products within Select Surfaces, including accent paints and fabrics from DesignTex and Pollack, please refer to the *Surface Materials Reference Manual* or visit www.steelcase.com/surface-materials under the Select Surface section.

Currency

Statement of Line **294**

Specifying

Desks (SIN 711.2)	296
Rectangular Desk Shells (SIN 711.2)	302
Bow-Front Desk Shells (SIN 711.2)	304
Extended Curved Corner Desk Shells (SIN 711.2)	305
Curved Corner Desk Shells (SIN 711.2)	306
Returns (SIN 711.2)	308
Return Shells (SIN 711.2)	312
Slatwall Screens and Mounting Brackets (SIN 711.2)	314
Slatwall Tackboards (SIN 711.2)	315
Bridges (SIN 711.2)	316
D-, P-, Rectilinear-Shape Worksurfaces (SIN 711.2)	317
Workwall (SIN 711.2)	323
Credenzas (SIN 711.2)	326
Pedestals (SIN 711.2)	336
Lateral Files (SIN 711.2)	338
Storage Cabinets (SIN 711.2)	340

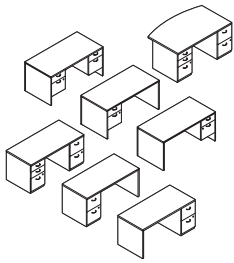
Specifying, continued

Stacking Bookcase (SIN 711.2)	342
Overhead Storage Cabinets (SIN 711.2)	343
Tackboards for Overhead Storage Cabinets (SIN 711.2)	345
Wall-Mounted Overhead Storage Cabinets (SIN 711.2)	346
Tackboards for Wall-Mounted Overhead Storage Cabinets (SIN 711.2)	347
Lower Storage Cabinets (SIN 711.2)	348
18"W Towers (SIN 711.2)	350
24"W Towers (SIN 711.2)	352
36"W Storage Cabinet with Lateral File Drawers (SIN 711.2)	353
Bookcases (SIN 711.2)	354
Corner Shelf Unit (SIN 711.2)	356
Mobile Carts (SIN 711.2)	357
Rectangular Table Tops (SIN 711.2)	358
Table Legs and Supports (SIN 711.2)	359
Worksurface-Height Power and Communication Access (SIN 711.2)	361
Accessories (SIN 711.2)	363
Standard Shelf Lights (SIN 711.1)	364

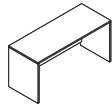
Surface Materials **365**

Statement of Line

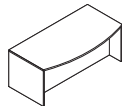
Currency



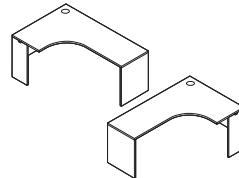
Desks
▶ Pages 296–300



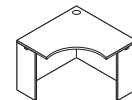
Rectangular Desk Shells
▶ Page 302



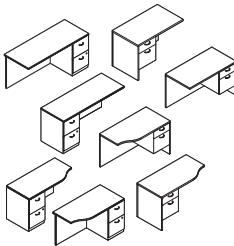
Bow-Front Desk Shells
▶ Page 304



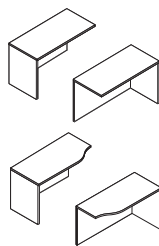
Extended Curved Corner Desk Shells
▶ Page 305



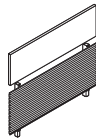
Curved Corner Desk Shells
▶ Page 306



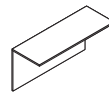
Returns
▶ Pages 308–310



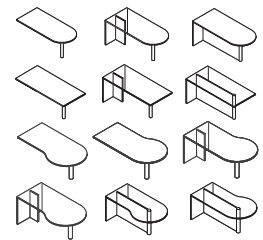
Return Shells
▶ Pages 312–313



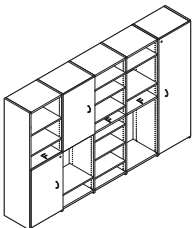
Slatwall Screen and Slatwall Tackboards
▶ Pages 314–315



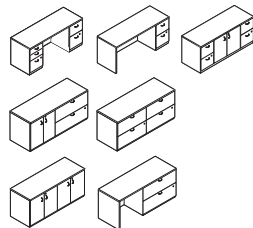
Bridges
▶ Page 316



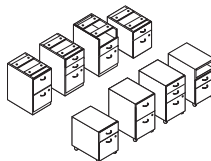
D-, P-, and Rectilinear-Shape Worksurfaces
▶ Pages 317–322



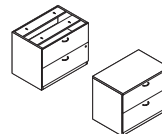
Workwall
▶ Pages 323–325



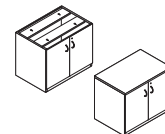
Credenzas
▶ Pages 326–335



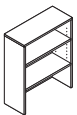
Pedestals
▶ Pages 336–337



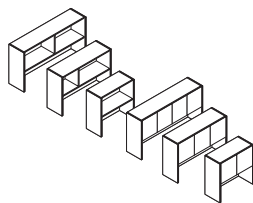
Lateral Files
▶ Pages 338–339



Storage Cabinets
▶ Pages 340–341



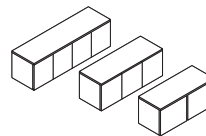
Stacking Bookcase
▶ Page 342



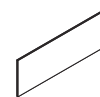
Overhead Storage Cabinets
▶ Pages 343–344



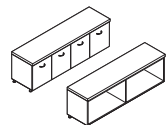
Tackboards for Overhead Storage Cabinets
▶ Page 345



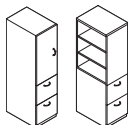
Wall-Mounted Overhead Storage Cabinets
▶ Page 346



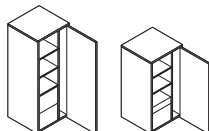
Tackboards for Wall-Mounted Overhead Storage Cabinets
▶ Page 347



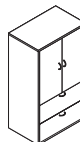
Lower Storage Cabinets
▶ Pages 348–349



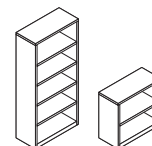
18"W Towers
▶ Pages 350–351



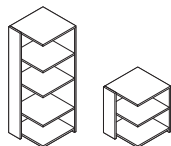
24"W Towers
▶ Page 352



36"W Storage Cabinet
▶ Page 353



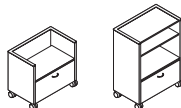
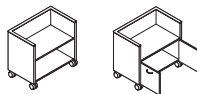
Bookcases
▶ Page 354



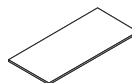
Quarter Bookcases
▶ Page 355



Corner Shelf Unit
▶ Page 356



Mobile Carts
▶ Page 357



Rectangular Table Tops
▶ Page 358



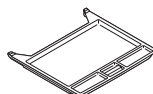
Post Leg
▶ Page 359



Square Legs
▶ Page 359



Column Leg
▶ Page 360



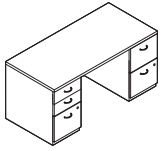
Accessories
▶ Page 363



Standard Shelf Lights
▶ Page 364

Double-Pedestal Desks

SIN 711.2



Tip: Grain direction of modesty panel runs horizontally. Grain direction of pedestals runs vertically.

Tip: Lock for the box/box/file pedestal does not lock the top box drawer.

Tip: Standard worksurfaces are 1 1/8" thick. However, the actual thickness between Low-Pressure Laminate (LPL) and High-Pressure Laminate (HPL) worksurfaces is slightly different. It is recommended that only worksurfaces of the same type are specified in a given application. In addition, there may be sheen or texture differences when using LPL and HPL in adjacent applications. Please use caution when mixing and matching different worksurface types.

Tip: The optional 1 3/8"-thick worksurface will add 1/4" to the overall height of the desk, making it 28 3/4"H.

Tip: The optional 1/4-height modesty panel should be used only in an application against a wall, as the pedestal back is open. Specify a desk shell with 1/4-height modesty panel and pedestals separately if back will be seen.

Standard Includes	Required to Specify
-------------------	---------------------

- ▶ Need help? See *Wood Caseloads and Tables Specification Guide* for product details.
- 1 1/8"-thick worksurface: Low-Pressure Laminate or High-Pressure Laminate
- Desk with full-height modesty panel: Low-Pressure Laminate
- Drawer front: Low-Pressure Laminate
- 3 mm radius profile edge on user's side: plastic
- 1 mm side and back edges: plastic default to match worksurface
- Handle pulls: 0835 Black or 9211 Nickel
- One full-height box/box/file pedestal at left and one full-height file/file pedestal at right or one 3/4-height box/file pedestal at left and one 3/4-height box/file pedestal at right
- Full-extension, heavy-duty ball-bearing drawer suspensions
- Drawer interior: black laminate only
- One pencil tray in pedestals with a box drawer: black plastic only
- File drawers to accommodate front-to-back or side-to-side filing of letter-size hanging file folder frames or side-to-side filing of legal-size hanging file folder frames
- Lock face ring with plastic plug to accommodate lock cylinder for each pedestal: 9201 Polished Chrome or 9250 Ember Chrome
- Adjustable leveling glides
- Shipped fully assembled

- 1 Style number
- 2 Low-Pressure Laminate or High-Pressure Laminate color number for worksurface
- 3 Plastic edge band color number for worksurface
- 4 Low-Pressure Laminate color number for desk
- 5 Low-Pressure Laminate color number for drawer front
- 6 Paint color number for handle pulls: 0835 Black, 9211 Nickel
- 7 Options, if selected (see below)
 - ▶ See *Surface Materials*, page 365.
 - Tip: Remember to specify lock cylinder and key.
 - ▶ *Lock Cylinders*, page 577.

Options	Price	Required to Specify
Worksurface	• 1 3/8"-thick worksurface +\$98	Add suffix T to the style number.
Surface Materials	High-Pressure Laminate worksurfaces • Open Line laminate +\$65 plus cost of laminate	▶ See <i>Surface Materials Reference Manual</i> .
Pedestals	Full-height pedestals • Two file/file pedestals No cost • One open/box/file pedestal at left and one file/file pedestal at right No cost	Specify with two file/file pedestals. Specify with one open/box/file pedestal left and one file/file pedestal right.
Pulls	• Ledge pulls: 7207 Black +\$26 • Ledge pulls: 4799 Platinum +\$32	Specify with 7207 Black ledge pulls. Specify with 4799 Platinum ledge pulls.
Modesty Panel	• 1/4-height modesty panel (9 3/8"H) No cost	Specify with 1/4-height modesty panel.
Related Products	• Grommet package • Center drawer • Keyboard shelf	▶ Page 362 ▶ Page 363 ▶ Page 363

Specification Information

Dimensions			Style	Base
D	W	H	Number	Price

Style	Base
Number	Price

Low-Pressure Laminate Top

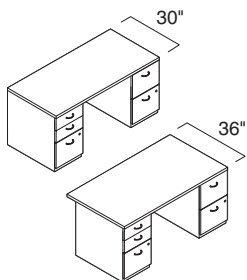
Full-Height Pedestals

30"	60"	28½"	TS5TLD23060	\$1325
30"	66"	28½"	TS5TLD23066	\$1399
30"	72"	28½"	TS5TLD23072	\$1468
36"	72"	28½"	TS5TLD23672	\$1539

High-Pressure Laminate Top

Full-Height Pedestals

TS5HLD23060	\$1423
TS5HLD23066	\$1497
TS5HLD23072	\$1566
TS5HLD23672	\$1637



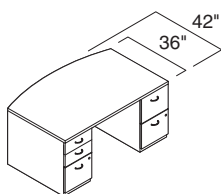
Tip: 36"D desks have a 6" overhang on the visitor side.

Full-Height Pedestals with Bow Front

42"	72"	28½"	TS5TLB24272	\$1611
-----	-----	------	--------------------	--------

Full-Height Pedestals with Bow Front

TS5HLB24272	\$1709
--------------------	--------

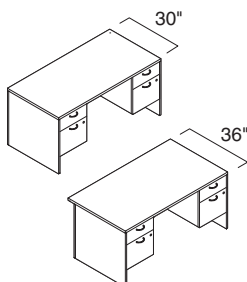


¾-Height Pedestals

30"	60"	28½"	TS5TL3D3060	\$1082
30"	66"	28½"	TS5TL3D3066	\$1152
30"	72"	28½"	TS5TL3D3072	\$1225
36"	72"	28½"	TS5TL3D3672	\$1294

¾-Height Pedestals

TS5HL3D3060	\$1180
TS5HL3D3066	\$1250
TS5HL3D3072	\$1323
TS5HL3D3672	\$1392



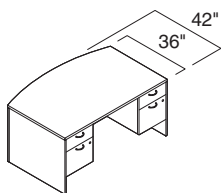
Tip: 36"D desks have a 6" overhang on the visitor side.

¾-Height Pedestals with Bow Front

42"	72"	28½"	TS5TL7B4272	\$1366
-----	-----	------	--------------------	--------

¾-Height Pedestals with Bow Front

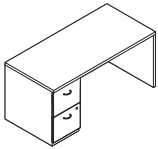
TS5HL7B4272	\$1464
--------------------	--------



Single-Pedestal Desks

Left Hand

SIN 711.2



Tip: Standard worksurfaces are 1/8" thick. However, the actual thickness between Low-Pressure Laminate (LPL) and High-Pressure Laminate (HPL) worksurfaces is slightly different. It is recommended that only worksurfaces of the same type are specified in a given application. In addition, there may be sheen or texture differences when using LPL and HPL in adjacent applications. Please use caution when mixing and matching different worksurface types.

Tip: The optional 13/8"-thick worksurface will add 1/4" to the overall height of the desk, making it 283/4"H.

Tip: Lock for the box/box/file pedestal option does not lock the top box drawer.

Tip: Grain direction of modesty panel runs horizontally. Grain direction of end panel and pedestal runs vertically.

Tip: The optional 1/4-height modesty panel should be used only in an application against a wall, as the pedestal back is open. Specify a desk shell with 1/4-height modesty panel and pedestal separately if back will be seen.

Standard Includes		Required to Specify
<p>▶ Need help? See <i>Wood Caseloads and Tables Specification Guide</i> for product details.</p> <ul style="list-style-type: none"> • 1 1/8"-thick worksurface: Low-Pressure Laminate or High-Pressure Laminate • Desk with full-height modesty panel: Low-Pressure Laminate • Drawer front: Low-Pressure Laminate • 3 mm radius profile edge on user's side: plastic • 1 mm side and back edges: plastic default to match worksurface • Handle pulls: 0835 Black or 9211 Nickel • One full-height file/file pedestal or one 3/4-height box/file pedestal • Full-extension, heavy-duty ball-bearing drawer suspensions • Drawer interior: black laminate only • File drawers to accommodate front-to-back or side-to-side filing of letter-size hanging file folder frames or side-to-side filing of legal-size hanging file folder frames • Lock face ring with plastic plug to accommodate lock cylinder: 9201 Polished Chrome or 9250 Ember Chrome • Adjustable leveling glides • Shipped fully assembled 	<ol style="list-style-type: none"> 1 Style number 2 Low-Pressure Laminate or High-Pressure Laminate color number for worksurface 3 Plastic edge band color number for worksurface 4 Low-Pressure Laminate color number for desk 5 Low-Pressure Laminate color number for drawer front 6 Paint color number for handle pulls: 0835 Black 9211 Nickel 7 Options, if selected (see below) <ul style="list-style-type: none"> ▶ See <i>Surface Materials</i>, page 365. <i>Tip: Remember to specify lock cylinder and key.</i> ▶ <i>Lock Cylinders</i>, page 577. 	

Options	Price	Required to Specify
Worksurface	• 1 3/8"-thick worksurface +\$98	Add suffix T to the style number.
Surface Materials	High-Pressure Laminate worksurfaces • Open Line laminate +\$65 plus cost of laminate	▶ See <i>Surface Materials Reference Manual</i> .
Pedestals	Full-height pedestal • One box/box/file pedestal No cost • One open/box/file pedestal No cost	Specify with <i>one box/box/file pedestal</i> . Specify with <i>one open/box/file pedestal</i> .
Pulls	• Ledge pulls: 7207 Black +\$26 • Ledge pulls: 4799 Platinum +\$32	Specify with <i>7207 Black ledge pulls</i> . Specify with <i>4799 Platinum ledge pulls</i> .
Modesty Panel	• 1/4-height modesty panel (93/8"H) No cost	Specify with <i>1/4-height modesty panel</i> .
Related Products	• Desk-height returns • Return shells • Grommet package • Center drawer • Keyboard shelf	▶ Page 308 ▶ Page 312 ▶ Page 362 ▶ Page 363 ▶ Page 363

Specification Information

Dimensions			Style	Base
D	W	H	Number	Price

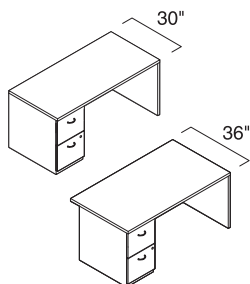
Style	Base
Number	Price

Low-Pressure Laminate Top

Full-Height Pedestal				
30"	60"	28½"	TS5TLDL3060	\$1005
30"	66"	28½"	TS5TLDL3066	\$1062
30"	72"	28½"	TS5TLDL3072	\$1121
36"	72"	28½"	TS5TLDL3672	\$1177

High-Pressure Laminate Top

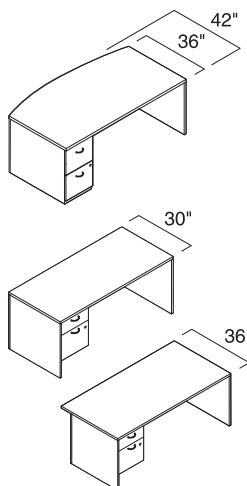
Full-Height Pedestal	
TS5HLDL3060	\$1103
TS5HLDL3066	\$1160
TS5HLDL3072	\$1219
TS5HLDL3672	\$1275



Tip: 36"D desks have a 6" overhang on the visitor side.

Full-Height Pedestal with Bow Front				
42"	72"	28½"	TS5TLBL4272	\$1250

Full-Height Pedestal with Bow Front	
TS5HLBL4272	\$1348



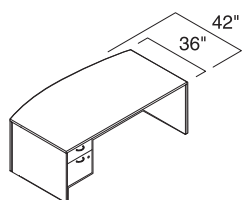
Tip: 36"D desks have a 6" overhang on the visitor side.

¾-Height Pedestal				
30"	60"	28½"	TS5TL3L3060	\$ 876
30"	66"	28½"	TS5TL3L3066	\$ 933
30"	72"	28½"	TS5TL3L3072	\$ 993
36"	72"	28½"	TS5TL3L3672	\$1049

¾-Height Pedestal	
TS5HL3L3060	\$ 974
TS5HL3L3066	\$1031
TS5HL3L3072	\$1091
TS5HL3L3672	\$1147

¾-Height Pedestal with Bow Front				
42"	72"	28½"	TS5TL7L4272	\$1121

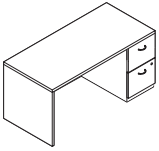
¾-Height Pedestal with Bow Front	
TS5HL7L4272	\$1219



Single-Pedestal Desks

Right Hand

SIN 711.2



Tip: Standard worksurfaces are 1 1/8" thick. However, the actual thickness between Low-Pressure Laminate (LPL) and High-Pressure Laminate (HPL) worksurfaces is slightly different. It is recommended that only worksurfaces of the same type are specified in a given application. In addition, there may be sheen or texture differences when using LPL and HPL in adjacent applications. Please use caution when mixing and matching different worksurface types.

Tip: The optional 1 3/8"-thick worksurface will add 1/4" to the overall height of the desk, making it 28 3/4"H.

Tip: Lock for the box/box/file pedestal option does not lock the top box drawer.

Tip: Grain direction of modesty panel runs horizontally. Grain direction of end panel and pedestal runs vertically.

Tip: The optional 1/4-height modesty panel should be used only in an application against a wall, as the pedestal back is open. Specify a desk shell with 1/4-height modesty panel and pedestal separately if back will be seen.

Standard Includes	Required to Specify
-------------------	---------------------

- | | | |
|--|--|--|
| <ul style="list-style-type: none"> ▶ Need help? See <i>Wood Caseloads and Tables Specification Guide</i> for product details. | <ul style="list-style-type: none"> • 1 1/8"-thick worksurface: Low-Pressure Laminate or High-Pressure Laminate • Desk with full-height modesty panel: Low-Pressure Laminate • Drawer front: Low-Pressure Laminate • 3 mm radius profile edge on user's side: plastic • 1 mm side and back edges: plastic default to match worksurface • Handle pulls: 0835 Black or 9211 Nickel • One full-height file/file pedestal or one 3/4-height box/file pedestal • Full-extension, heavy-duty ball-bearing drawer suspensions • Drawer interior: black laminate only • File drawers to accommodate front-to-back or side-to-side filing of letter-size hanging file folder frames or side-to-side filing of legal-size hanging file folder frames • Lock face ring with plastic plug to accommodate lock cylinder: 9201 Polished Chrome or 9250 Ember Chrome • Adjustable leveling glides • Shipped fully assembled | <ol style="list-style-type: none"> 1 Style number 2 Low-Pressure Laminate or High-Pressure Laminate color number for worksurface 3 Plastic edge band color number for worksurface 4 Low-Pressure Laminate color number for desk 5 Low-Pressure Laminate color number for drawer front 6 Paint color number for handle pulls: 0835 Black 9211 Nickel 7 Options, if selected (see below) <ul style="list-style-type: none"> ▶ See <i>Surface Materials</i>, page 365. <i>Tip: Remember to specify lock cylinder and key.</i> ▶ <i>Lock Cylinders</i>, page 577. |
|--|--|--|

Options	Price	Required to Specify
---------	-------	---------------------

Worksurface	• 1 3/8"-thick worksurface	+\$98	Add suffix T to the style number.
Surface Materials	High-Pressure Laminate worksurfaces		
	• Open Line laminate	+\$65 plus cost of laminate	▶ See <i>Surface Materials Reference Manual</i> .
Pedestals	Full-height pedestal		
	• One box/box/file pedestal	No cost	Specify with one box/box/file pedestal.
	• One open/box/file pedestal	No cost	Specify with one open/box/file pedestal.
Pulls			
	• Ledge pulls: 7207 Black	+\$26	Specify with 7207 Black ledge pulls.
	• Ledge pulls: 4799 Platinum	+\$32	Specify with 4799 Platinum ledge pulls.
Modesty Panel	• 1/4-height modesty panel (9 3/8"H)	No cost	Specify with 1/4-height modesty panel.
Related Products	<ul style="list-style-type: none"> • Desk-height returns • Return shells • Grommet package • Center drawer • Keyboard shelf 		<ul style="list-style-type: none"> ▶ Page 308 ▶ Page 312 ▶ Page 362 ▶ Page 363 ▶ Page 363

Specification Information

Dimensions			Style	Base	Style	Base
D	W	H	Number	Price	Number	Price

Low-Pressure Laminate Top

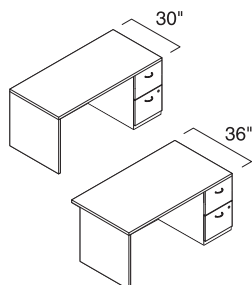
Full-Height Pedestal

30"	60"	28½"	TS5TLDR3060	\$1005
30"	66"	28½"	TS5TLDR3066	\$1062
30"	72"	28½"	TS5TLDR3072	\$1121
36"	72"	28½"	TS5TLDR3672	\$1177

High-Pressure Laminate Top

Full-Height Pedestal

			TS5HLDR3060	\$1103
			TS5HLDR3066	\$1160
			TS5HLDR3072	\$1219
			TS5HLDR3672	\$1275



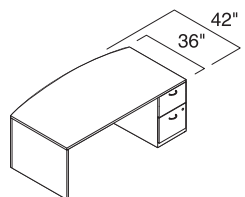
Tip: 36"D desks have a 6" overhang on the visitor side.

Full-Height Pedestal with Bow Front

42"	72"	28½"	TS5TLBR4272	\$1250
-----	-----	------	--------------------	--------

Full-Height Pedestal with Bow Front

			TS5HLBR4272	\$1348
--	--	--	--------------------	--------

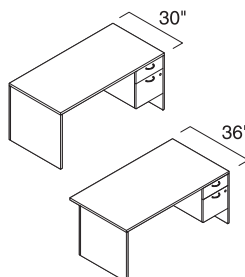


¾-Height Pedestal

30"	60"	28½"	TS5TL3R3060	\$ 876
30"	66"	28½"	TS5TL3R3066	\$ 933
30"	72"	28½"	TS5TL3R3072	\$ 993
36"	72"	28½"	TS5TL3R3672	\$1049

¾-Height Pedestal

			TS5HL3R3060	\$ 974
			TS5HL3R3066	\$1031
			TS5HL3R3072	\$1091
			TS5HL3R3672	\$1147



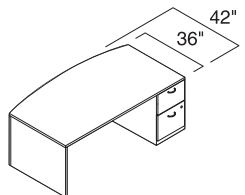
Tip: 36"D desks have a 6" overhang on the visitor side.

¾-Height Pedestal with Bow Front

42"	72"	28½"	TS5TL7R4272	\$1121
-----	-----	------	--------------------	--------

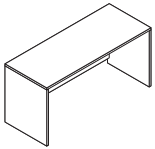
¾-Height Pedestal with Bow Front

			TS5HL7R4272	\$1219
--	--	--	--------------------	--------



Rectangular Desk Shells

SIN 711.2



Tip: Grain direction of modesty panel runs horizontally. Grain direction of end panels runs vertically.

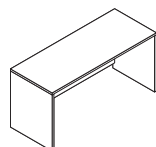
Tip: The optional 1 3/8"-thick worksurface will add 1/4" to the overall height of the desk shell, making it 28 3/4"H.

Tip: For each clear-access end panel specified, two attachment brackets are shipped with the product.

Tip: Standard worksurfaces are 1 1/8" thick. However, the actual thickness between Low-Pressure Laminate (LPL) and High-Pressure Laminate (HPL) worksurfaces is slightly different. It is recommended that only worksurfaces of the same type are specified in a given application. In addition, there may be sheen or texture differences when using LPL and HPL in adjacent applications. Please use caution when mixing and matching different worksurface types.

Standard Includes	Required to Specify
<ul style="list-style-type: none"> ▶ Need help? See <i>Wood Caseloads and Tables Specification Guide</i> for product details. • 1 1/8"-thick worksurface: Low-Pressure Laminate or High-Pressure Laminate • Desk shell with full-height modesty panel and two full-depth end panels: Low-Pressure Laminate • 3 mm radius profile edge on user's side: plastic • 1 mm side and back edges: plastic default to match worksurface • Adjustable leveling glides • Shipped ready to assemble 	<ol style="list-style-type: none"> 1 Style number 2 Low-Pressure Laminate or High-Pressure Laminate color number for worksurface 3 Plastic edge band color number for worksurface 4 Low-Pressure Laminate color number for desk shell 5 Options, if selected (see below) <p>▶ See <i>Surface Materials</i>, page 365.</p>

Options	Price	Required to Specify
Worksurface <ul style="list-style-type: none"> • 1 3/8"-thick worksurface 	+\$98	Add suffix T to the style number.
Surface Materials <ul style="list-style-type: none"> • High-Pressure Laminate worksurfaces • Open Line laminate 	+\$65 plus cost of laminate	▶ See <i>Surface Materials Reference Manual</i> .
End Panels <ul style="list-style-type: none"> • One full-depth end panel, right, and one clear-access end panel, left • One clear-access end panel, right, and one full-depth end panel, left • Two clear-access end panels 	No cost	Specify with full-depth end panel, right, and one clear-access end panel, left.
Modesty Panel <ul style="list-style-type: none"> • 1/4-height modesty panel (9 3/8"H) 	No cost	Specify with 1/4-height modesty panel.
Related Products <ul style="list-style-type: none"> • Desk-height returns • Return shells • Pedestals • Under-worksurface lateral file • Under-worksurface storage cabinet • Grommet package • Center drawer • Keyboard shelf 		<ul style="list-style-type: none"> ▶ Page 308 ▶ Page 312 ▶ Pages 336–337 ▶ Page 338 ▶ Page 340 ▶ Page 362 ▶ Page 363 ▶ Page 363



Specification Information

Dimensions			Style	Base	Style	Base
D	W	H	Number	Price	Number	Price
Low-Pressure Laminate Top						
24"	30"	28½"	TS5TLDS2430	\$387	TS5HLDS2430	\$454
24"	36"	28½"	TS5TLDS2436	\$407	TS5HLDS2436	\$474
24"	42"	28½"	TS5TLDS2442	\$426	TS5HLDS2442	\$493
24"	48"	28½"	TS5TLDS2448	\$447	TS5HLDS2448	\$514
24"	54"	28½"	TS5TLDS2454	\$460	TS5HLDS2454	\$558
24"	60"	28½"	TS5TLDS2460	\$466	TS5HLDS2460	\$564
24"	66"	28½"	TS5TLDS2466	\$488	TS5HLDS2466	\$586
24"	72"	28½"	TS5TLDS2472	\$506	TS5HLDS2472	\$604
24"	84"	28½"	TS5TLDS2484	\$711	TS5HLDS2484	\$809
24"	96"	28½"	TS5TLDS2496	\$846	TS5HLDS2496	\$944
30"	30"	28½"	TS5TLDS3030	\$412	TS5HLDS3030	\$510
30"	36"	28½"	TS5TLDS3036	\$435	TS5HLDS3036	\$533
30"	42"	28½"	TS5TLDS3042	\$453	TS5HLDS3042	\$551
30"	48"	28½"	TS5TLDS3048	\$474	TS5HLDS3048	\$572
30"	54"	28½"	TS5TLDS3054	\$488	TS5HLDS3054	\$586
30"	60"	28½"	TS5TLDS3060	\$494	TS5HLDS3060	\$592
30"	66"	28½"	TS5TLDS3066	\$515	TS5HLDS3066	\$613
30"	72"	28½"	TS5TLDS3072	\$535	TS5HLDS3072	\$633
36"	72"	28½"	TS5TLDS3672	\$671	TS5HLDS3672	\$769

Tip: 36"D desk shell has a 6" overhang on the visitor side.

Bow-Front Desk Shells

SIN 711.2

Tip: Grain direction of modesty panel runs horizontally. Grain direction of end panels runs vertically.

Tip: The optional 1 3/8"-thick worksurface will add 1/4" to the overall height of the desk shell, making it 28 3/4"H.

Tip: Standard worksurfaces are 1 1/8" thick. However, the actual thickness between Low-Pressure Laminate (LPL) and High-Pressure Laminate (HPL) worksurfaces is slightly different. It is recommended that only worksurfaces of the same type are specified in a given application. In addition, there may be sheen or texture differences when using LPL and HPL in adjacent applications. Please use caution when mixing and matching different worksurface types.

Standard Includes	Required to Specify
-------------------	---------------------

<ul style="list-style-type: none"> ▶ Need help? See <i>Wood Caseloads and Tables Specification Guide</i> for product details. 	<ul style="list-style-type: none"> • 1 1/8"-thick worksurface: Low-Pressure Laminate or High-Pressure Laminate • Desk shell with full-height modesty panel and two full-depth end panels: Low-Pressure Laminate • 3 mm radius profile edge on user's side: plastic • 1 mm side and back edges: plastic default to match worksurface • Adjustable leveling glides • Shipped ready to assemble 	<ol style="list-style-type: none"> 1 Style number 2 Low-Pressure Laminate or High-Pressure Laminate color number for worksurface 3 Plastic edge band color number for worksurface 4 Low-Pressure Laminate color number for desk shell 5 Options, if selected (see below) <p>▶ See <i>Surface Materials</i>, page 365.</p>
--	--	--

Options	Price	Required to Specify
---------	-------	---------------------

Worksurface	• 1 3/8"-thick worksurface	+\$98
--------------------	----------------------------	-------

Surface Materials	High-Pressure Laminate worksurfaces	• Open Line laminate	+\$65 plus cost of laminate	▶ See <i>Surface Materials Reference Manual</i> .
--------------------------	--	----------------------	-----------------------------	---

Related Products	<ul style="list-style-type: none"> • Returns • Return shells • Pedestals • Grommet package • Center drawer • Keyboard 	<ul style="list-style-type: none"> ▶ Page 308 ▶ Page 312 ▶ Pages 336–337 ▶ Page 362 ▶ Page 363 ▶ Page 363
-------------------------	---	---

Specification Information

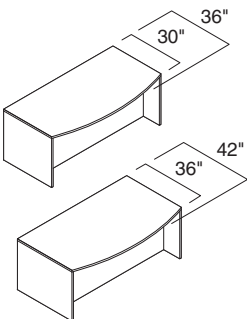
• Dimensions			• Style	• Base	• Style	• Base
D	W	H	Number	Price	Number	Price

Low-Pressure Laminate Top

36"	72"	28 1/2"	TS5TLBS3672	\$671
42"	72"	28 1/2"	TS5TLBS4272	\$738

High-Pressure Laminate Top

TS5HLBS3672	\$769
TS5HLBS4272	\$836



Tip: On the 36"D top, the modesty panel is inset 12". Use 23"D pedestal for storage.

Extended Curved Corner Desk Shells

Extended Curved Corner Desk Shells

SIN 711.2

Tip: Grain direction of extended modesty panel runs horizontally. Grain direction of shorter modesty panel and end panels run vertically.

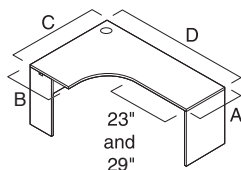
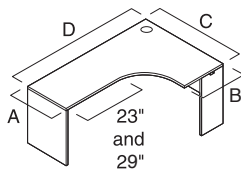
Tip: Standard worksurfaces are 1 1/8" thick. However, the actual thickness between Low-Pressure Laminate (LPL) and High-Pressure Laminate (HPL) worksurfaces is slightly different. It is recommended that only worksurfaces of the same type are specified in a given application. In addition, there may be sheen or texture differences when using LPL and HPL in adjacent applications. Please use caution when mixing and matching different worksurface types.

Tip: The optional 1 3/8"-thick worksurface will add 1/4" to the overall height of the desk shell, making it 28 3/4"H.

Tip: The optional 1/4-height modesty panel is available only on the 66" or 72" side of the desk shell.

Tip: Extended curved corner desk shell accommodates one pedestal under the extended portion and is standard with one clear-access end panel. Kneespace under the extended curved corner worksurface is 23" and 29".

Tip: Desks with a clear access end panel cannot be freestanding.



Standard Includes	Required to Specify
<ul style="list-style-type: none"> ▶ Need help? See <i>Wood Caseloads and Tables Specification Guide</i> for product details. • 1 1/8"-thick worksurface: Low-Pressure Laminate or High-Pressure Laminate • Desk shell with full-height modesty panel and one full-depth and one clear access end panel: Low-Pressure Laminate • 3 mm radius profile edge on user's side: plastic • 1 mm side and back edges: plastic default to match worksurface • Grommet: black plastic only • Adjustable leveling glides • Shipped ready to assemble 	<ol style="list-style-type: none"> 1 Style number 2 Low-Pressure Laminate or High-Pressure Laminate color number for worksurface 3 Plastic edge band color number for worksurface 4 Low-Pressure Laminate color number for desk shell 5 Options, if selected (see below) <ul style="list-style-type: none"> ▶ See <i>Surface Materials</i>, page 365.

Options	Price	Required to Specify
Worksurface • 1 3/8"-thick worksurface	+\$98	Add suffix T to the style number.
Surface Materials • High-Pressure Laminate worksurfaces • Open Line laminate	+\$65 plus cost of laminate	▶ See <i>Surface Materials Reference Manual</i> .
Modesty Panel • 1/4-height modesty panel (9 3/8"H)	No cost	Specify with 1/4-height modesty panel.
Related Products		<ul style="list-style-type: none"> ▶ Page 308 ▶ Page 312 ▶ Page 316 ▶ Pages 336–337 ▶ Page 338 ▶ Page 340 ▶ Page 362 ▶ Page 363 ▶ Page 363

Specification Information								
Dimensions					Style	Base	Style	Base
A	B	C	D	H	Number	Price	Number	Price

Low-Pressure Laminate Top

Left-Hand								
24"	24"	36"	66"	28 1/2"	TS5TLEL2466	\$758		
24"	24"	48"	72"	28 1/2"	TS5TLEL2472	\$828		

Right-Hand

24"	24"	36"	66"	28 1/2"	TS5TLER2466	\$758		
24"	24"	48"	72"	28 1/2"	TS5TLER2472	\$828		

High-Pressure Laminate Top

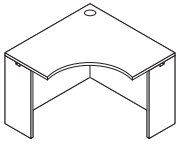
Left-Hand		
TS5HLEL2466		\$856
TS5HLEL2472		\$926

Right-Hand

TS5HLER2466		\$856
TS5HLER2472		\$926

Curved Corner Desk Shells

SIN 711.2



Tip: Grain direction of mod-
esty panels and end panels
runs vertically.

Tip: The optional 1 3/8"-thick
worksurface will add 1/4" to
the overall height of the desk
shell, making it 28 3/4"H.

Tip: Curved corner desk
shell must be used in
conjunction with returns or
return shells; they are not
freestanding.

Tip: Standard worksurfaces
are 1 1/8" thick. However, the
actual thickness between
Low-Pressure Laminate
(LPL) and High-Pressure
Laminate (HPL) worksur-
faces is slightly different. It
is recommended that only
worksurfaces of the same
type are specified in a given
application. In addition, there
may be sheen or texture
differences when using LPL
and HPL in adjacent appli-
cations. Please use caution
when mixing and matching
different worksurface types.

Standard Includes	Required to Specify
<ul style="list-style-type: none"> ▶ Need help? See <i>Wood Caseloads and Tables Specification Guide</i> for product details. • 1 1/8"-thick worksurface: Low-Pressure Laminate or High-Pressure Laminate • Desk shell with full-height modesty panel and two full-depth end panels: Low-Pressure Laminate • 3 mm radius profile edge on user's side: plastic • 1 mm side and back edges: plastic default to match user's side • Grommet: black plastic only • Adjustable leveling glides • Shipped ready to assemble 	<ol style="list-style-type: none"> 1 Style number 2 Low-Pressure Laminate or High-Pressure Laminate color number for worksurface 3 Plastic edge band color number for worksurface 4 Low-Pressure Laminate color number for desk shell 5 Options, if selected (see below) <p>▶ See <i>Surface Materials</i>, page 365.</p>

Options	Price	Required to Specify
Worksurface	• 1 3/8"-thick worksurface	+\$98
Surface Materials	High-Pressure Laminate worksurfaces	
	• Open Line laminate	+\$65 plus cost of laminate
Related Products	<ul style="list-style-type: none"> • Desk-height returns • Desk-height transition returns • Return shells • Transition return shells • Keyboard shelf 	<ul style="list-style-type: none"> ▶ Page 308 ▶ Page 310 ▶ Page 312 ▶ Page 313 ▶ Page 363

Specification Information						
• Dimensions			• Style	• Base	• Style	• Base
D	W	H	Number	Price	Number	Price
Low-Pressure Laminate				High-Pressure Laminate Top		
24"	42"	28 1/2"	TS5TLCS2442	\$609	TS5HLCS2442	\$707

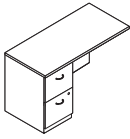
Curved Corner
Desk Shells

SIN 711.2



Desk-Height Returns

SIN 711.2



Tip: Grain direction of modesty panel and pedestal run vertically.

Tip: Standard worksurfaces are 1/8" thick. However, the actual thickness between Low-Pressure Laminate (LPL) and High-Pressure Laminate (HPL) worksurfaces is slightly different. It is recommended that only worksurfaces of the same type are specified in a given application. In addition, there may be sheen or texture differences when using LPL and HPL in adjacent applications. Please use caution when mixing and matching different worksurface types.

Tip: The optional 1 3/8"-thick worksurface will add 1/4" to the overall height of the return, making it 28 3/4"H.

Tip: Lock for the box/box/file pedestal option does not lock the top box drawer.

Tip: The optional 1/4-height modesty panel should be used only in an application against a wall, as the pedestal back is open. Specify a return shell with 1/4-height modesty panel and pedestal separately if back will be seen.

Standard Includes		Required to Specify
<ul style="list-style-type: none"> ▶ Need help? See <i>Wood Caseloads and Tables Specification Guide</i> for product details. 	<ul style="list-style-type: none"> • 1 1/8"-thick worksurface: Low-Pressure Laminate or High-Pressure Laminate • Return with full-height modesty panel: Low-Pressure Laminate • Drawer front: Low-Pressure Laminate • 3 mm radius profile edge on user's side: plastic • 1 mm side and back edges: plastic default to match user's side • Handle pulls: 0835 Black or 9211 Nickel • One full-height file/file pedestal or one 3/4-height box/file pedestal • Full-extension, heavy-duty ball-bearing drawer suspensions • Drawer interior: black laminate only • File drawers to accommodate front-to-back or side-to-side filing of letter-size hanging file folder frames or side-to-side filing of legal-size hanging file folder frames • Lock face ring with plastic plug to accommodate lock cylinder: 9201 Polished Chrome or 9250 Ember Chrome • Adjustable leveling glides • Two attachment brackets • Shipped fully assembled 	<ol style="list-style-type: none"> 1 Style number 2 Low-Pressure Laminate or High-Pressure Laminate color number for worksurface 3 Plastic edge band color number for worksurface 4 Low-Pressure Laminate color number for return 5 Low-Pressure Laminate color number for drawer front 6 Paint color number for handle pulls: 0835 Black 9211 Nickel 7 Options, if selected (see below) <ul style="list-style-type: none"> ▶ See <i>Surface Materials</i>, page 365. Tip: Remember to specify lock cylinder and key. ▶ <i>Lock Cylinders</i>, page 577.

Options	Price	Required to Specify
Worksurface <ul style="list-style-type: none"> • 1 3/8"-thick worksurface 	+\$98	Add suffix T to the style number.
Surface Materials <ul style="list-style-type: none"> • High-Pressure Laminate worksurfaces • Open Line laminate 	+\$65 plus cost of laminate	▶ See <i>Surface Materials Reference Manual</i> .
Pedestals <ul style="list-style-type: none"> • Full-height pedestal • One box/box/file pedestal • One open/box/file pedestal 	No cost No cost	Specify with one box/box/file pedestal. Specify with one open/box/file pedestal.
Pulls <ul style="list-style-type: none"> • Ledge pulls: 7207 Black • Ledge pulls: 4799 Platinum 	+\$26 +\$32	Specify with 7207 Black ledge pulls. Specify with 4799 Platinum ledge pulls.
Modesty Panel <ul style="list-style-type: none"> • 1/4-height modesty panel (9 3/8"H) 	No cost	Specify with 1/4-height modesty panel.
Related Products <ul style="list-style-type: none"> • Single-pedestal desks • Desk shells • Single-pedestal credenzas • Grommet package 		▶ Pages 298–300 ▶ Pages 302–306 ▶ Page 330 ▶ Page 362

Specification Information

Dimensions			Style	Base
D	W	H	Number	Price

Style	Base
Number	Price

Low-Pressure Laminate Top

High-Pressure Laminate Top

Left-Hand, Full-Height Pedestal

Left-Hand, Full-Height Pedestal

24"	42"	28½"	TS5TLRL2442	\$766
24"	48"	28½"	TS5TLRL2448	\$838

TS5HLRL2442	\$833
TS5HLRL2448	\$905

Left-Hand, ¾-Height Pedestal

Left-Hand, ¾-Height Pedestal

24"	42"	28½"	TS5TL5L2442	\$660
24"	48"	28½"	TS5TL5L2448	\$731

TS5HL5L2442	\$727
TS5HL5L2448	\$798

Right-Hand, Full-Height Pedestal

Right-Hand, Full-Height Pedestal

24"	42"	28½"	TS5TLRR2442	\$766
24"	48"	28½"	TS5TLRR2448	\$838

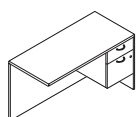
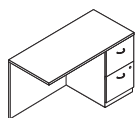
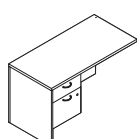
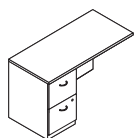
TS5HLRR2442	\$833
TS5HLRR2448	\$905

Right-Hand, ¾-Height Pedestal

Right-Hand, ¾-Height Pedestal

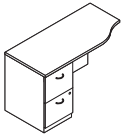
24"	42"	28½"	TS5TL5R2442	\$660
24"	48"	28½"	TS5TL5R2448	\$731

TS5HL5R2442	\$727
TS5HL5R2448	\$798



Desk-Height Transition Returns

SIN 711.2



Tip: Grain direction of modesty panel and pedestal runs vertically.

Tip: Transition return should be used in conjunction with a curved corner desk shell.

Tip: Standard worksurfaces are 1 1/8" thick. However, the actual thickness between Low-Pressure Laminate (LPL) and High-Pressure Laminate (HPL) worksurfaces is slightly different. It is recommended that only worksurfaces of the same type are specified in a given application. In addition, there may be sheen or texture differences when using LPL and HPL in adjacent applications. Please use caution when mixing and matching different worksurface types.

Tip: The optional 1 3/8"-thick worksurface will add 1/4" to the overall height of the return, making it 28 3/4"H.

Tip: Lock for the box/box/file pedestal option does not lock the top box drawer.

Tip: The optional 1/4-height modesty panel should be used only in an application against a wall, as the pedestal back is open. Specify a transition return shell with 1/4-height modesty panel and pedestal separately if back will be seen.

Standard Includes	Required to Specify
<p>► Need help? See <i>Wood Caseloads and Tables Specification Guide</i> for product details.</p> <ul style="list-style-type: none"> • 1 1/8"-thick worksurface: Low-Pressure Laminate or High-Pressure Laminate • Return with full-height modesty panel: Low-Pressure Laminate • Drawer front: Low-Pressure Laminate • 3 mm radius profile edge on user's side: plastic • 1 mm side and back edges: plastic default to match user's edge • Handle pulls: 0835 Black or 9211 Nickel • One full-height file/file pedestal or one 3/4-height box/file pedestal • Full-extension, heavy-duty ball-bearing drawer suspensions • Drawer interior: black laminate only • File drawers to accommodate front-to-back or side-to-side filing of letter-size hanging file folder frames or side-to-side filing of legal-size hanging file folder frames • Lock face ring with plastic plug to accommodate lock cylinder: 9201 Polished Chrome or 9250 Ember Chrome • Adjustable leveling glides • Two attachment brackets • Shipped fully assembled 	<ol style="list-style-type: none"> 1 Style number 2 Low-Pressure Laminate or High-Pressure Laminate color number for worksurface 3 Plastic edge band color number for worksurface 4 Low-Pressure Laminate color number for return 5 Low-Pressure Laminate color number for drawer front 6 Paint color number for handle pulls: 0835 Black, 9211 Nickel 7 Options, if selected (see below) <ul style="list-style-type: none"> ► See <i>Surface Materials</i>, page 365. Tip: Remember to specify lock cylinder and key. ► <i>Lock Cylinders</i>, page 577.

Options	Price	Required to Specify
Worksurface	• 1 3/8"-thick worksurface +\$98	Add suffix T to the style number.
Surface Materials	High-Pressure Laminate worksurfaces • Open Line laminate +\$65 plus cost of laminate	► See <i>Surface Materials Reference Manual</i> .
Pedestals	Full-height pedestal • One box/box/file pedestal No cost • One open/box/file pedestal No cost	Specify with one box/box/file pedestal. Specify with one open/box/file pedestal.
Pulls	• Ledge pulls: 7207 Black +\$26 • Ledge pulls: 4799 Platinum +\$32	Specify with 7207 Black ledge pulls. Specify with 4799 Platinum ledge pulls.
Modesty Panel	• 1/4-height modesty panel (9 3/8"H) No cost	Specify with 1/4-height modesty panel.
Related Products	• Curved corner desk shells • Grommet package	► Page 306 ► Page 362

Specification Information

Dimensions				Style Number	Base Price	Style Number	Base Price
A	B	C	H				

Low-Pressure Laminate Top

Left-Hand, Full-Height Pedestal

24"	30"	42"	28½"	TS5TLTL2442	\$838
24"	30"	48"	28½"	TS5TLTL2448	\$909

Left-Hand, ¾-Height Pedestal

24"	30"	42"	28½"	TS5TL6L2442	\$731
24"	30"	48"	28½"	TS5TL6L2448	\$804

Right-Hand, Full-Height Pedestal

24"	30"	42"	28½"	TS5LTR2442	\$838
24"	30"	48"	28½"	TS5LTR2448	\$909

Right-Hand, ¾-Height Pedestal

24"	30"	42"	28½"	TS5TL6R2442	\$731
24"	30"	48"	28½"	TS5TL6R2448	\$804

High-Pressure Laminate Top

Left-Hand, Full-Height Pedestal

TS5HLTL2442	\$905
TS5HLTL2448	\$976

Left-Hand, ¾-Height Pedestal

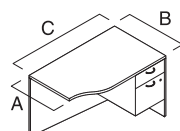
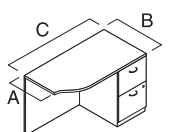
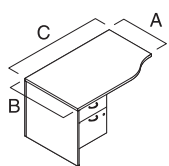
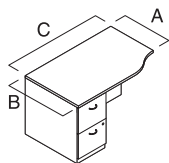
TS5HL6L2442	\$798
TS5HL6L2448	\$871

Right-Hand, Full-Height Pedestal

TS5HLTR2442	\$905
TS5HLTR2448	\$976

Right-Hand, ¾-Height Pedestal

TS5HL6R2442	\$798
TS5HL6R2448	\$871



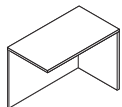
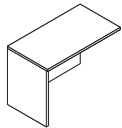
Return Shells

SIN 711.2

Tip: Grain direction of modesty panel and end panel runs vertically.

Tip: Standard worksurfaces are 1 1/8" thick. However, the actual thickness between Low-Pressure Laminate (LPL) and High-Pressure Laminate (HPL) worksurfaces is slightly different. It is recommended that only worksurfaces of the same type are specified in a given application. In addition, there may be sheen or texture differences when using LPL and HPL in adjacent applications. Please use caution when mixing and matching different worksurface types.

Tip: The optional 1 3/8"-thick worksurface will add 1/4" to the overall height of the return shell, making it 28 3/4"H.



Standard Includes	Required to Specify
-------------------	---------------------

<p>▶ Need help? See <i>Wood Caseloads and Tables Specification Guide</i> for product details.</p>	<ul style="list-style-type: none"> • 1 1/8"-thick worksurface: Low-Pressure Laminate or High-Pressure Laminate • Return shell with full-height modesty panel and one full-depth end panel: Low-Pressure Laminate • 3 mm radius profile edge on user's side: plastic • 1 mm side and back edges: plastic default to match user's side • Adjustable leveling glides • Two attachment brackets • Shipped ready to assemble 	<ol style="list-style-type: none"> 1 Style number 2 Low-Pressure Laminate or High-Pressure Laminate color number for worksurface 3 Plastic edge band color number for worksurface 4 Low-Pressure Laminate color number for return shell 5 Options, if selected (see below) <p>▶ See <i>Surface Materials</i>, page 365.</p>
---	--	--

Options	Price	Required to Specify
---------	-------	---------------------

Worksurface	<ul style="list-style-type: none"> • 1 3/8"-thick worksurface 	+\$98	Add suffix T to the style number.	
Surface Materials	High-Pressure Laminate worksurfaces	<ul style="list-style-type: none"> • Open Line laminate 	+\$65 plus cost of laminate	▶ See <i>Surface Materials Reference Manual</i> .
Modesty Panel	<ul style="list-style-type: none"> • 1/4-height modesty panel (9 3/8"H) 	No cost	Specify with 1/4-height modesty panel.	
Related Products	<ul style="list-style-type: none"> • Single-pedestal desks • Desk shells • Single-pedestal credenzas • Pedestals • Grommet package 		<ul style="list-style-type: none"> ▶ Pages 298–301 ▶ Pages 302–306 ▶ Page 330 ▶ Pages 336–337 ▶ Page 362 	

Specification Information

Dimensions			Style	Base	Style	Base
D	W	H	Number	Price	Number	Price
Low-Pressure Laminate						
Left-Hand						
24"	42"	28 1/2"	TS5TLUL2442	\$373		
24"	48"	28 1/2"	TS5TLUL2448	\$407		
Right-Hand						
24"	42"	28 1/2"	TS5TLUR2442	\$373		
24"	48"	28 1/2"	TS5TLUR2448	\$407		
High-Pressure Laminate Top						
Left-Hand						
			TS5HLUL2442	\$440		
			TS5HLUL2448	\$474		
Right-Hand						
			TS5HLUR2442	\$440		
			TS5HLUR2448	\$474		

Transition Return Shells

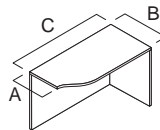
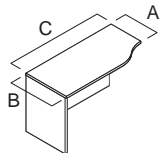
SIN 711.2

Tip: Grain direction of modesty panel and end panel runs vertically.

Tip: Standard worksurfaces are 1 1/8" thick. However, the actual thickness between Low-Pressure Laminate (LPL) and High-Pressure Laminate (HPL) worksurfaces is slightly different. It is recommended that only worksurfaces of the same type are specified in a given application. In addition, there may be sheen or texture differences when using LPL and HPL in adjacent applications. Please use caution when mixing and matching different worksurface types.

Tip: The optional 1 3/8"-thick worksurface will add 1/4" to the overall height of the return shell, making it 28 3/4"H.

Tip: Transition return shell should be used in conjunction with a curved corner desk shell.



Standard Includes		Required to Specify
<ul style="list-style-type: none"> ▶ Need help? See <i>Wood Caseworks and Tables Specification Guide</i> for product details. 	<ul style="list-style-type: none"> • 1 1/8"-thick worksurface: Low-Pressure Laminate or High-Pressure Laminate • Return shell with full-height modesty panel and one full-depth end panel: Low-Pressure Laminate • 3 mm radius profile edge on user's side: plastic • 1 mm side and back edges: plastic default to match user's side • Adjustable leveling glides • Two attachment brackets • Shipped ready to assemble 	<ol style="list-style-type: none"> 1 Style number 2 Low-Pressure Laminate or High-Pressure Laminate color number for worksurface 3 Plastic edge band color number for worksurface 4 Low-Pressure Laminate color number for return shell 5 Options, if selected (see below) <p>▶ See <i>Surface Materials</i>, page 365.</p>

Options	Price	Required to Specify
Worksurface <ul style="list-style-type: none"> • 1 3/8"-thick worksurface 	+\$98	Add suffix T to the style number.
Surface Materials <ul style="list-style-type: none"> • High-Pressure Laminate worksurfaces • Open Line laminate 	+\$65 plus cost of laminate	▶ See <i>Surface Materials Reference Manual</i> .
Modesty Panel <ul style="list-style-type: none"> • 1/4-height modesty panel (9 3/8"H) 	No cost	Specify with 1/4-height modesty panel.
Related Products <ul style="list-style-type: none"> • Curved corner desk shells • Pedestals • Grommet package 		<ul style="list-style-type: none"> ▶ Page 306 ▶ Pages 336–337 ▶ Page 362

Specification Information

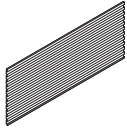
Dimensions				Style Number	Base Price	Style Number	Base Price
A	B	C	H				
Low-Pressure Laminate Top							
Left-Hand							
24"	30"	42"	28 1/2"	TS5TLNL2442	\$441		
24"	30"	48"	28 1/2"	TS5TLNL2448	\$476		
Right-Hand							
24"	30"	42"	28 1/2"	TS5TLNR2442	\$441		
24"	30"	48"	28 1/2"	TS5TLNR2448	\$476		
High-Pressure Laminate Top							
Left-Hand							
				TS5HLNL2442	\$508		
				TS5HLNL2448	\$543		
Right-Hand							
				TS5HLNR2442	\$508		
				TS5HLNR2448	\$543		

Currency

Slatwall Screens and Mounting Brackets

SIN 711.2

Slatwall Screens

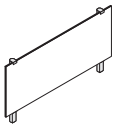


Standard Includes		Required to Specify
<ul style="list-style-type: none"> ▶ Need help? See <i>Wood Caseloads and Tables Specification Guide</i> for product details. 	<ul style="list-style-type: none"> • Slatwall screen: paint price group 1 	<ul style="list-style-type: none"> 1 Style number 2 Paint color number for slatwall screen 3 Options, if selected (see below) ▶ See <i>Surface Materials</i>, page 365.

Options	Price	Required to Specify
Surface <ul style="list-style-type: none"> • Paint price group 1 	No cost	Specify paint color number.
Materials <ul style="list-style-type: none"> • Paint price group 2 	+\$16	Specify paint color number.

Specification Information				
Dimensions			Style	Base
D	W	H	Number	Price
1/4"	18"	12"	TS5YSL1218	\$167
1/4"	26 ³ / ₄ "	12"	TS5YSL1226	\$208
1/4"	32 ³ / ₄ "	12"	TS5YSL1232	\$233
1/4"	38 ⁵ / ₈ "	12"	TS5YSL1238	\$256
1/4"	44 ¹ / ₂ "	12"	TS5YSL1244	\$274
1/4"	56 ¹ / ₄ "	12"	TS5YSL1256	\$310
1/4"	62 ¹ / ₄ "	12"	TS5YSL1262	\$354
1/4"	68 ¹ / ₈ "	12"	TS5YSL1268	\$379

Screen Mounting Brackets



Tip: Specify package of three mounting brackets for use with 56¹/₄"W or wider screens. Specify package of two mounting brackets for use with all other applications.

Standard Includes		Required to Specify
<ul style="list-style-type: none"> ▶ Need help? See <i>Wood Caseloads and Tables Specification Guide</i> for product details. 	<ul style="list-style-type: none"> • Screen mounting brackets: paint price group 1 	<ul style="list-style-type: none"> 1 Style number 2 Paint color number for screen mounting brackets 3 Options, if selected (see below) ▶ See <i>Surface Materials</i>, page 365.

Options	Price	Required to Specify
Surface <ul style="list-style-type: none"> • Paint price group 1 	No cost	Specify paint color number.
Materials <ul style="list-style-type: none"> • Paint price group 2 	+\$10	Specify paint color number.

Specification Information				
Dimensions			Style	Base
D	W	H	Number	Price

Package of Two Mounting Brackets

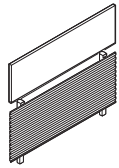
1 1/2"	2"	15"	TS5YMB212	\$137
--------	----	-----	------------------	-------

Package of Three Mounting Brackets

1 1/2"	2"	15"	TS5YMB312	\$183
--------	----	-----	------------------	-------

Slatwall Tackboards

SIN 711.2



Standard Includes	Required to Specify
<ul style="list-style-type: none"> ▶ Need help? See <i>Wood Caseloads and Tables Specification Guide</i> for product details. • Slatwall tackboard: fabric • Mounting hardware brackets 	<ul style="list-style-type: none"> 1 Style number 2 Fabric color number 3 Options, if selected (see below) ▶ See <i>Surface Materials</i>, page 365.

Options	Price	Required to Specify
Surface Materials		
• Kick standard fabric price group A	No cost	Specify fabric color number.
• Fabric price group 1	+\$ 5	Specify fabric color number.
• Fabric price group 2	+\$19	Specify fabric color number.
• Fabric price group 3	+\$30	Specify fabric color number.
• Fabric price group 4	+\$77	Specify fabric color number.
• Fabric price group COM	+\$39	▶ See <i>Understanding Customer's Own Material (COM)</i> , page 188.

Fabric direction on 18"W and 56¼"W tackboards

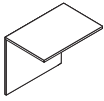
• Vertical application	+\$ 9	Specify with vertical application.
Related Products	• Slatwall screens	▶ Page 314
	• Screen mounting brackets	▶ Page 314

Specification Information

• Dimensions			• Style	• Base
D	W	H	Number	Price
1/2"	18"	2 1/2"	TS5ASWTB218	\$163
1/2"	26 3/4"	2 1/2"	TS5ASWTB226	\$176
1/2"	32 3/4"	2 1/2"	TS5ASWTB232	\$189
1/2"	38 5/8"	2 1/2"	TS5ASWTB238	\$202
1/2"	44 1/2"	2 1/2"	TS5ASWTB244	\$213
1/2"	56 1/4"	2 1/2"	TS5ASWTB256	\$241
1/2"	62 1/4"	2 1/2"	TS5ASWTB262	\$252
1/2"	68 1/8"	2 1/2"	TS5ASWTB268	\$260
1/2"	18"	9"	TS5ASWTB918	\$194
1/2"	26 3/4"	9"	TS5ASWTB926	\$208
1/2"	32 3/4"	9"	TS5ASWTB932	\$220
1/2"	38 5/8"	9"	TS5ASWTB938	\$234
1/2"	44 1/2"	9"	TS5ASWTB944	\$246
1/2"	56 1/4"	9"	TS5ASWTB956	\$272
1/2"	62 1/4"	9"	TS5ASWTB962	\$286
1/2"	68 1/8"	9"	TS5ASWTB968	\$293
:	:	:	:	:

Bridges

SIN 711.2



Tip: Grain direction of modesty panel runs vertically.

Tip: Standard worksurfaces are 1 1/8" thick. However, the actual thickness between Low-Pressure Laminate (LPL) and High-Pressure Laminate (HPL) worksurfaces is slightly different. It is recommended that only worksurfaces of the same type are specified in a given application. In addition, there may be sheen or texture differences when using LPL and HPL in adjacent applications. Please use caution when mixing and matching different worksurface types.

Tip: The optional 1 3/8"-thick worksurface will add 1/4" to the overall height of the bridge, making it 28 3/4"H.

Standard Includes		Required to Specify
<ul style="list-style-type: none"> ▶ Need help? See <i>Wood Caseloads and Tables Specification Guide</i> for product details. 	<ul style="list-style-type: none"> • 1 1/8"-thick worksurface: Low-Pressure Laminate or High-Pressure Laminate • Bridge with full-height modesty panel: Low-Pressure Laminate • 3 mm radius profile edge on user's side: plastic • 1 mm side and back edges: plastic default to match user's side • Four attachment brackets • Shipped ready to assemble 	<ol style="list-style-type: none"> 1 Style number 2 Low-Pressure Laminate or High-Pressure Laminate color number for worksurface 3 Plastic edge band color number for worksurface 4 Low-Pressure Laminate color number for bridge 5 Options, if selected (see below) <p>▶ See <i>Surface Materials</i>, page 365.</p>

Options	Price	Required to Specify
Worksurface <ul style="list-style-type: none"> • 1 3/8"-thick worksurface 	+\$98	Add suffix T to the style number.
Surface Materials <ul style="list-style-type: none"> • High-Pressure Laminate worksurfaces • Open Line laminate 	+\$65 plus cost of laminate	▶ See <i>Surface Materials Reference Manual</i> .
Modesty Panel <ul style="list-style-type: none"> • 1/4-height modesty panel (9 3/8"H) 	No cost	Specify with 1/4-height modesty panel.

Specification Information

Dimensions			Style Number	Base Price	Style Number	Base Price
D	W	H				
Low-Pressure Laminate Top						
24"	36"	28 1/2"	TS5TLB2436	\$279		
24"	42"	28 1/2"	TS5TLB2442	\$297		
24"	48"	28 1/2"	TS5TLB2448	\$319		
High-Pressure Laminate Top						
			TS5HLB2436	\$346		
			TS5HLB2442	\$364		
			TS5HLB2448	\$386		

D-Shape Worksurfaces

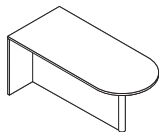
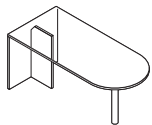
SIN 711.2

Tip: Grain direction of end panel runs vertically. Grain direction of modesty panel, if selected, runs horizontally.

Tip: D-shape worksurface must be attached to a bridge, return, desk, credenza, or desk shell to form an L- or U-shaped configuration and to provide proper stability.

Tip: Standard worksurfaces are 1 1/8" thick. However, the actual thickness between Low-Pressure Laminate (LPL) and High-Pressure Laminate (HPL) worksurfaces is slightly different. It is recommended that only worksurfaces of the same type are specified in a given application. In addition, there may be sheen or texture differences when using LPL and HPL in adjacent applications. Please use caution when mixing and matching different worksurface types.

Tip: The optional 1 3/8"-thick worksurface will add 1/4" to the overall height of the D-shape worksurface, making it 28 3/4"H.



Standard Includes	Required to Specify
<ul style="list-style-type: none"> ▶ Need help? See <i>Wood Caseloads and Tables Specification Guide</i> for product details. • 1 1/8"-thick worksurface: Low-Pressure Laminate or High-Pressure Laminate • End panel and modesty panel, if selected: Low-Pressure Laminate • 3 mm radius profile edge on sides and end: plastic • 1 mm side and back edges: plastic default to match user's side • 6"-diameter column leg: paint price group 1 • Adjustable leveling glides • Shipped ready to assemble 	<ol style="list-style-type: none"> 1 Style number 2 Low-Pressure Laminate or High-Pressure Laminate color number for worksurface 3 Plastic edge band color number for worksurface 4 Low-Pressure Laminate color number for end panel and modesty panel, if selected 5 Paint color number for column leg 6 Options, if selected (see below) <p>▶ See <i>Surface Materials</i>, page 365.</p>

Worksurface	Options	Price	Required to Specify
Surface Materials	• 1 3/8"-thick worksurface	+ \$98	Add suffix T to the style number.
	High-Pressure Laminate worksurfaces		
	• Open Line laminate	+ \$65 plus cost of laminate	▶ See <i>Surface Materials Reference Manual</i> .
Modesty Panel	Column leg		
	• Paint price group 1	No cost	Specify paint color number.
	• Paint price group 2	+ \$16	Specify paint color number.
	• 1/4-height modesty panel (9 3/8"H)	No cost	Specify with 1/4-height modesty panel.

Specification Information

• Dimensions			• Style	• Base	• Style	• Base
D	W	H	Number	Price	Number	Price

Low-Pressure Laminate Top						
30"	66"	28 1/2"	TS5TLFD3066	\$622		
30"	72"	28 1/2"	TS5TLFD3072	\$655		
36"	72"	28 1/2"	TS5TLFD3672	\$726		

High-Pressure Laminate Top		
TS5HLFD3066		\$720
TS5HLFD3072		\$753
TS5HLFD3672		\$824

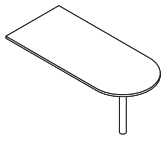
With Modesty Panel						
30"	66"	28 1/2"	TS5TLM3066	\$720		
30"	72"	28 1/2"	TS5TLM3072	\$753		
36"	72"	28 1/2"	TS5TLM3672	\$824		

With Modesty Panel		
TS5HLM3066		\$818
TS5HLM3072		\$851
TS5HLM3672		\$922

D-Shape Worksurfaces

Suspended from Edge of Desk Shell

SIN 711.2



Tip: D-shape work surface must be attached to a desk, credenza, desk shell, or adjoining work surface to form an L- or U-shaped configuration and to provide proper stability.

Tip: The optional 1 3/8"-thick work surface will add 1/4" to the overall height of the D-shape work surface, making it 28 3/4"H.

Tip: Standard work surfaces are 1 1/8" thick. However, the actual thickness between Low-Pressure Laminate (LPL) and High-Pressure Laminate (HPL) work surfaces is slightly different. It is recommended that only work surfaces of the same type are specified in a given application. In addition, there may be sheen or texture differences when using LPL and HPL in adjacent applications. Please use caution when mixing and matching different work surface types.

Standard Includes		Required to Specify
<ul style="list-style-type: none"> ▶ Need help? See <i>Wood Caseloads and Tables Specification Guide</i> for product details. 	<ul style="list-style-type: none"> • 1 1/8"-thick work surface: Low-Pressure Laminate or High-Pressure Laminate • 3 mm radius profile edge on user's side: plastic • 1 mm side and back edges: plastic default to match user's side • 6"-diameter column leg: paint price group 1 • Adjustable leveling glides • Shipped ready to assemble 	<ol style="list-style-type: none"> 1 Style number 2 Low-Pressure Laminate or High-Pressure Laminate color number for work surface 3 Plastic edge band color number for work surface 4 Paint color number for column leg 5 Options, if selected (see below) <p>▶ See <i>Surface Materials</i>, page 365.</p>

Options	Price	Required to Specify
Work surface	• 1 3/8"-thick work surface	+\$98
Surface Materials	High-Pressure Laminate work surfaces <ul style="list-style-type: none"> • Open Line laminate 	+\$65 plus cost of laminate Column leg <ul style="list-style-type: none"> • Paint price group 1 • Paint price group 2
		Add suffix T to the style number. ▶ See <i>Surface Materials Reference Manual</i> . Specify paint color number. Specify paint color number.

Specification Information						
Dimensions			Style	Base	Style	Base
D	W	H	Number	Price	Number	Price
Low-Pressure Laminate Top						
30"	66"	28 1/2"	TS5TLSD3066	\$518		
30"	72"	28 1/2"	TS5TLSD3072	\$551		
36"	72"	28 1/2"	TS5TLSD3672	\$620		
:	:	:	:	:	:	:
High-Pressure Laminate Top						
			TS5HLSD3066	\$616		
			TS5HLSD3072	\$649		
			TS5HLSD3672	\$718		

P-Shape Worksurfaces

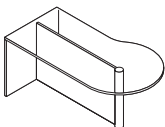
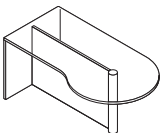
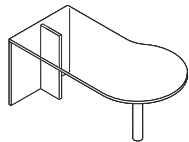
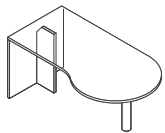
SIN 711.2

Tip: Grain direction of end panel runs vertically. Grain direction of modesty panel, if selected, runs horizontally.

Tip: P-shape worksurface must be attached to a bridge, return, desk, credenza, or desk shell to form an L- or U-shaped configuration and to provide proper stability.

Tip: The optional 1 3/8"-thick worksurface will add 1/4" to the overall height of the P-shape worksurface, making it 28 3/4"H.

Tip: Standard worksurfaces are 1 1/8" thick. However, the actual thickness between Low-Pressure Laminate (LPL) and High-Pressure Laminate (HPL) worksurfaces is slightly different. It is recommended that only worksurfaces of the same type are specified in a given application. In addition, there may be sheen or texture differences when using LPL and HPL in adjacent applications. Please use caution when mixing and matching different worksurface types.



Standard Includes	Required to Specify
<ul style="list-style-type: none"> ▶ Need help? See <i>Wood Caseloads and Tables Specification Guide</i> for product details. • 1 1/8"-thick worksurface: Low-Pressure Laminate or High-Pressure Laminate • End panel and modesty panel, if selected: Low-Pressure Laminate • 3 mm radius profile edge on user's side: plastic • 1 mm side and back edges: plastic default to match user's side • 6"-diameter column leg: paint price group 1 • Adjustable leveling glides • Shipped ready to assemble 	<ol style="list-style-type: none"> 1 Style number 2 Low-Pressure Laminate or High-Pressure Laminate color number for worksurface 3 Plastic edge band color number for worksurface 4 Low-Pressure Laminate color number for end panel and modesty panel, if selected 5 Paint color number for column leg 6 Options, if selected (see below) <p>▶ See <i>Surface Materials</i>, page 365.</p>

Options	Price	Required to Specify
Worksurface	• 1 3/8"-thick worksurface +\$98	Add suffix T to the style number.
Surface Materials	High-Pressure Laminate worksurfaces • Open Line laminate +\$65 plus cost of laminate Column leg • Paint price group 1 No cost • Paint price group 2 +\$16	▶ See <i>Surface Materials Reference Manual</i> . Specify paint color number. Specify paint color number.
Modesty Panel	• 1/4-height modesty panel (9 3/8"H) No cost	Specify with 1/4-height modesty panel.

Specification Information

Dimensions	Style Number	Base Price	Style Number	Base Price
D W H	:	:	:	:

Low-Pressure Laminate Top

Left-Hand				
42"	72"	28 1/2"	TS5TLFL4272	\$792

Right-Hand

42"	72"	28 1/2"	TS5TLFR4272	\$792
-----	-----	---------	--------------------	-------

Left-Hand with Modesty Panel

42"	72"	28 1/2"	TS5TML4272	\$890
-----	-----	---------	-------------------	-------

Right-Hand with Modesty Panel

42"	72"	28 1/2"	TS5TLMR4272	\$890
-----	-----	---------	--------------------	-------

High-Pressure Laminate Top

Left-Hand	
TS5HLFL4272	\$890

Right-Hand

TS5HLFR4272	\$890
--------------------	-------

Left-Hand with Modesty Panel

TS5HML4272	\$988
-------------------	-------

Right-Hand with Modesty Panel

TS5HLMR4272	\$988
--------------------	-------

P-Shape Worksurfaces

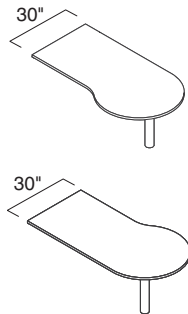
Suspended from Edge of Desk Shell

SIN 711.2

Tip: P-shape worksurface must be attached to a desk, credenza, desk shell, or adjoining worksurface to form an L- or U-shaped configuration and to provide proper stability.

Tip: Standard worksurfaces are 1 1/8" thick. However, the actual thickness between Low-Pressure Laminate (LPL) and High-Pressure Laminate (HPL) worksurfaces is slightly different. It is recommended that only worksurfaces of the same type are specified in a given application. In addition, there may be sheen or texture differences when using LPL and HPL in adjacent applications. Please use caution when mixing and matching different worksurface types.

Tip: The optional 1 3/8"-thick worksurface will add 1/4" to the overall height of the P-shape worksurface, making it 28 3/4"H.



Standard Includes		Required to Specify
<ul style="list-style-type: none"> ▶ Need help? See <i>Wood Caseloads and Tables Specification Guide</i> for product details. 	<ul style="list-style-type: none"> • 1 1/8"-thick worksurface: Low-Pressure Laminate or High-Pressure Laminate • 3 mm radius profile edge on user's side: plastic • 1 mm side and back edges: plastic default to match user's side • 6"-diameter column leg: paint price group 1 • Adjustable leveling glides • Shipped ready to assemble 	<ol style="list-style-type: none"> 1 Style number 2 Low-Pressure Laminate or High-Pressure Laminate color number for worksurface 3 Plastic edge band color number for worksurface 4 Paint color number for column leg 5 Options, if selected (see below) <p>▶ See <i>Surface Materials</i>, page 365.</p>

Options	Price	Required to Specify
Worksurface <ul style="list-style-type: none"> • 1 3/8"-thick worksurface 	+ \$98	Add suffix T to the style number.
Surface Materials <ul style="list-style-type: none"> • High-Pressure Laminate worksurfaces <ul style="list-style-type: none"> • Open Line laminate • Column leg <ul style="list-style-type: none"> • Paint price group 1 • Paint price group 2 	<ul style="list-style-type: none"> + \$65 plus cost of laminate No cost + \$16 	<p>▶ See <i>Surface Materials Reference Manual</i>.</p> <p>Specify paint color number.</p> <p>Specify paint color number.</p>

Specification Information						
• Dimensions			• Style	• Base	• Style	• Base
D	W	H	Number	Price	Number	Price
Low-Pressure Laminate Top						
Left-Hand						
42"	72"	28 1/2"	TS5TLPL4272	\$691		
Right-Hand						
42"	72"	28 1/2"	TS5TLPR4272	\$691		
High-Pressure Laminate Top						
Left-Hand						
			TS5HLPL4272	\$789		
Right-Hand						
			TS5HLPR4272	\$789		

Rectilinear-Shape Worksurfaces

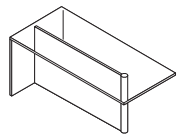
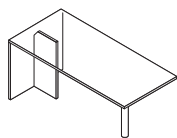
SIN 711.2

Tip: Grain direction of end panel runs vertically. Grain direction of modesty panel, if selected, runs horizontally.

Tip: Rectilinear-shape work surface must be attached to a bridge, return, desk, credenza, or desk shell to form an L- or U-shaped configuration and to provide proper stability.

Tip: The optional 1 3/8"-thick work surface will add 1/4" to the overall height of the rectilinear-shape work surface, making it 28 3/4"H.

Tip: Standard work surfaces are 1 1/8" thick. However, the actual thickness between Low-Pressure Laminate (LPL) and High-Pressure Laminate (HPL) work surfaces is slightly different. It is recommended that only work surfaces of the same type are specified in a given application. In addition, there may be sheen or texture differences when using LPL and HPL in adjacent applications. Please use caution when mixing and matching different work surface types.



Standard Includes	Required to Specify
<ul style="list-style-type: none"> ▶ Need help? See <i>Wood Caseloads and Tables Specification Guide</i> for product details. • 1 1/8"-thick work surface: Low-Pressure Laminate or High-Pressure Laminate • End panel and modesty panel, if selected: Low-Pressure Laminate • 3 mm radius profile edge on sides and end: plastic • 1 mm side and back edges: plastic default to match user's side • 6"-diameter column leg: paint price group 1 • Adjustable leveling glides • Shipped ready to assemble 	<ol style="list-style-type: none"> 1 Style number 2 Low-Pressure Laminate or High-Pressure Laminate color number for work surface 3 Plastic edge band color number for work surface 4 Low-Pressure Laminate color number for end panel and modesty panel, if selected 5 Paint color number for column leg 6 Options, if selected (see below) <p>▶ See <i>Surface Materials</i>, page 365.</p>

Options	Price	Required to Specify
Worksurface • 1 3/8"-thick work surface	+\$98	Add suffix T to the style number.
Surface Materials • High-Pressure Laminate work surfaces	• Open Line laminate +\$65 plus cost of laminate	▶ See <i>Surface Materials Reference Manual</i> .
• Column leg	• Paint price group 1 No cost • Paint price group 2 +\$16	Specify paint color number. Specify paint color number.
Modesty Panel • 1/4-height modesty panel (9 3/8"H)	No cost	Specify with 1/4-height modesty panel.

Specification Information

Dimensions			Style Number	Base Price	Style Number	Base Price
D	W	H				

Low-Pressure Laminate Top

30"	66"	28 1/2"	TS5TLFA3066	\$588
30"	72"	28 1/2"	TS5TLFA3072	\$620
36"	72"	28 1/2"	TS5TLFA3672	\$691

High-Pressure Laminate Top

TS5HLFA3066	\$686
TS5HLFA3072	\$718
TS5HLFA3672	\$789

With Modesty Panel

30"	66"	28 1/2"	TS5TLMA3066	\$686
30"	72"	28 1/2"	TS5TLMA3072	\$620
36"	72"	28 1/2"	TS5TLMA3672	\$789

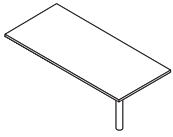
With Modesty Panel

TS5HLMMA3066	\$784
TS5HLMMA3072	\$816
TS5HLMMA3672	\$887

Rectilinear-Shape Worksurfaces

Suspended from Edge of Desk Shell

SIN 711.2



Tip: Rectilinear-shape work surface must be attached to a desk, credenza, or desk shell, or adjoining work surface to form an L- or U-shaped configuration and to provide proper stability.

Tip: The optional 1 3/8"-thick work surface will add 1/4" to the overall height of the rectilinear-shape work surface, making it 28 3/4"H.

Tip: Standard work surfaces are 1 1/8" thick. However, the actual thickness between Low-Pressure Laminate (LPL) and High-Pressure Laminate (HPL) work surfaces is slightly different. It is recommended that only work surfaces of the same type are specified in a given application. In addition, there may be sheen or texture differences when using LPL and HPL in adjacent applications. Please use caution when mixing and matching different work surface types.

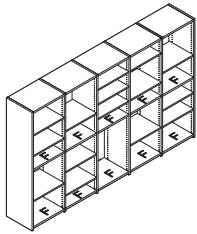
Standard Includes		Required to Specify
<ul style="list-style-type: none"> ▶ Need help? See <i>Wood Caseloads and Tables Specification Guide</i> for product details. 	<ul style="list-style-type: none"> • 1 1/8"-thick work surface: Low-Pressure Laminate or High-Pressure Laminate • 3 mm radius profile edge on user's side: plastic • 1 mm side and back edges: plastic default to match user's side • 6"-diameter column leg: paint price group 1 • Adjustable leveling glides • Shipped ready to assemble 	<ol style="list-style-type: none"> 1 Style number 2 Low-Pressure Laminate or High-Pressure Laminate color number for work surface 3 Plastic edge band color number for work surface 4 Paint color number for column leg 5 Options, if selected (see below) <p>▶ See <i>Surface Materials</i>, page 365.</p>

Options	Price	Required to Specify
Work surface	• 1 3/8"-thick work surface	+ \$98
Surface Materials	High-Pressure Laminate work surfaces	
	• Open Line laminate	+ \$65 plus cost of laminate
	Column leg	
	• Paint price group 1	No cost
	• Paint price group 2	+ \$16

Specification Information						
Dimensions			Style	Base	Style	Base
D	W	H	Number	Price	Number	Price
Low-Pressure Laminate Top						
30"	66"	28 1/2"	TS5TLSA3066	\$484		
30"	72"	28 1/2"	TS5TLSA3072	\$518		
36"	72"	28 1/2"	TS5TLSA3672	\$587		
:	:	:	:	:	:	:
High-Pressure Laminate Top						
			TS5HLSA3066	\$582		
			TS5HLSA3072	\$616		
			TS5HLSA3672	\$685		
			:	:	:	:

Workwall

SIN 711.2



Tip: Adjustable shelves can be positioned anywhere the holes are located.

Tip: For the open workwall, the back panels can be positioned behind any two openings and on either side of the workwall.

Tip: Each section includes three adjustable shelves.

Tip: For the closed workwall, the back panels can be positioned on either side of the workwall.

Standard Includes		Required to Specify
<ul style="list-style-type: none"> ▶ Need help? See <i>Wood Caseloads and Tables Specification Guide</i> for product details. 	<ul style="list-style-type: none"> • Open and closed workwall: Low-Pressure Laminate • 1 mm edge: plastic default to match laminate • Open workwall: contains 5, 4 or 3 sections with 2 openings always needing a back panel • Closed workwall: contains 5, 4 or 3 sections, all with back panels • Adjustable leveling glides • Shipped ready to assemble 	<ul style="list-style-type: none"> 1 Style number 2 Low-Pressure Laminate color number for basic: end panels and back panels ▶ See <i>Surface Materials</i>, page 365.

Specification Information

Dimensions			Style	Price
D	W	H	Number	
:	:	:	:	:

Open Workwall

One Open Back and Two Closed Backs

18"	69"	72"	TS5TLOBW723	\$2418
-----	-----	-----	--------------------	--------

Two Open Backs and Two Closed Backs

18"	91 ² / ₃ "	72"	TS5TLOBW724	\$3038
-----	----------------------------------	-----	--------------------	--------

Three Open Backs and Two Closed Backs

18"	114 ¹ / ₃ "	72"	TS5TLOBW725	\$3657
-----	-----------------------------------	-----	--------------------	--------

Closed Workwall

Three Closed Backs

18"	69"	72"	TS5TLCBW723	\$2629
-----	-----	-----	--------------------	--------

Four Closed Backs

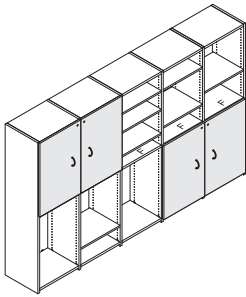
18"	91 ² / ₃ "	72"	TS5TLCBW724	\$3458
-----	----------------------------------	-----	--------------------	--------

Five Closed Backs

18"	114 ¹ / ₃ "	72"	TS5TLCBW725	\$4290
-----	-----------------------------------	-----	--------------------	--------

Workwall Doors

SIN 711.2



F= Fixed shelf

Tip: 36"H doors with locks can only be positioned in two locations for the lock to engage, top half and bottom half where center fixed shelf is located.

Tip: Doors add 3/4" to the depth of the workwall.

Standard Includes	Required to Specify
<ul style="list-style-type: none"> ▶ Need help? See <i>Wood Caseloads and Tables Specification Guide</i> for product details. • 36"H and 72"H door: Low-Pressure Laminate • 1 mm edges: plastic default to match laminate • Handle pull: 0835 Black or 9211 Nickel • Attachment hardware: hinges with inserts and screws • Lock face ring with plastic plug to accommodate lock cylinder for doors with lock only: 9201 Polished Chrome or 9250 Ember Chrome • Shipped ready to assemble 	<ol style="list-style-type: none"> 1 Style number 2 Low-Pressure Laminate color number for door 3 Paint color number for handle pull: 0835 Black, 9211 Nickel 4 Lock color number, where applicable: 9201 Polished Chrome, 9250 Ember Chrome 5 Options, if selected (see below) <p>▶ See <i>Surface Materials</i>, page 365. Tip: Remember to specify lock cylinder and key ▶ <i>Lock Cylinders</i>, page 577</p>

Options	Price	Required to Specify
Pulls <ul style="list-style-type: none"> • Ledge pulls: 7207 Black +\$26 • Ledge pulls: 4799 Platinum +\$32 		Specify with 7207 Black ledge pulls. Specify with 4799 Platinum ledge pulls.
Related Products <ul style="list-style-type: none"> • Open Workwall • Closed Workwall 		▶ Page 323 ▶ Page 323

Specification Information		
Dimensions	Style	Base
D W H	Number	Price

Doors without Lock

36"H Doors

3/4"	23 3/8"	35 1/8"	TS5TLDWW36	\$151
------	---------	---------	-------------------	-------

72"H Doors

3/4"	23 3/8"	70 1/2"	TS5TLDWW72	\$277
------	---------	---------	-------------------	-------

Doors with Lock

36"H Doors Left-Hand Hinged

3/4"	23 3/8"	35 1/8"	TS5TLDLW36L	\$224
------	---------	---------	--------------------	-------

36"H Doors Right-Hand Hinged

3/4"	23 3/8"	35 1/8"	TS5TLDRW36L	\$224
------	---------	---------	--------------------	-------

72"H Doors Left-Hand Hinged

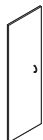

3/4"	23 3/8"	70 1/2"	TS5TLDLW72L	\$349
------	---------	---------	--------------------	-------

72"H Doors Right-Hand Hinged

3/4"	23 3/8"	70 1/2"	TS5TLDRW72L	\$349
------	---------	---------	--------------------	-------



Tip: Doors with no lock are non-handed, can be positioned right-handed or left-handed.



Workwall Adjustable Shelf

SIN 711.2



Tip: Shelves adjust on 1/4" increments.

Standard Includes		Required to Specify
<ul style="list-style-type: none"> ▶ Need help? See <i>Wood Caseloads and Tables Specification Guide</i> for product details. 	<ul style="list-style-type: none"> • Adjustable shelf: Low-Pressure Laminate • 1 mm edges: plastic default to match laminate • Attachment hardware, 4 shelf pins • Shipped ready to assemble 	<ul style="list-style-type: none"> 1 Style number 2 Low-Pressure Laminate color number for adjustable shelf ▶ See <i>Surface Materials</i>, page 365.

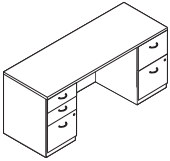
Related Products	
<ul style="list-style-type: none"> • Open Workwall • Closed Workwall 	<ul style="list-style-type: none"> ▶ Page 323 ▶ Page 323

Specification Information				
Dimensions			Style	Price
D	W	H	Number	
17 1/2"	21 1/2"	3/4"	TS5TLASWW	\$60

Currency

Double-Pedestal Credenzas

SIN 711.2



Tip: Grain direction of mod-
esty panel runs horizontally.
Grain direction of pedestals
runs vertically.

Tip: Lock for the box/box/file
pedestal does not lock the
top box drawer.

Tip: Standard worksurfaces
are 1 1/8" thick. However, the
actual thickness between
Low-Pressure Laminate
(LPL) and High-Pressure
Laminate (HPL) worksur-
faces is slightly different. It
is recommended that only
worksurfaces of the same
type are specified in a given
application. In addition, there
may be sheen or texture
differences when using LPL
and HPL in adjacent appli-
cations. Please use caution
when mixing and matching
different worksurface types.

Tip: The optional 1 3/8"-thick
worksurface will add 1/4" to
the overall height of the cre-
denza, making it 28 3/4"H.

Tip: The optional 1/4-height
modesty panel should be
used only in an application
against a wall, as the ped-
estal back is open. Specify
a desk shell with 1/4-height
modesty panel and pedes-
tals separately if back will
be seen.

Standard Includes	Required to Specify
-------------------	---------------------

- | | | |
|---|---|---|
| <p>▶ Need help?
See <i>Wood Casegoods and Tables Specification Guide</i> for product details.</p> | <ul style="list-style-type: none"> • 1 1/8"-thick worksurface: Low-Pressure Laminate or High-Pressure Laminate • Credenza with full-height modesty panel: Low-Pressure Laminate • Drawer front: Low-Pressure Laminate • 3 mm radius profile edge on user's side: plastic • 1 mm side and back edges: plastic default to match user's side • Handle pulls: 0835 Black or 9211 Nickel • One full-height box/box/file pedestal at left and one full-height file/file pedestal at right or one 3/4-height box/file pedestal at left and one 3/4-height box/file pedestal at right • Full-extension, heavy-duty ball-bearing drawer suspensions • Drawer interior: black laminate only • One pencil tray in pedestals with a box drawer: black plastic only • File drawers to accommodate front-to-back or side-to-side filing of letter-size hanging file folder frames or side-to-side filing of legal-size hanging file folder frames • Lock face ring with plastic plug to accommodate lock cylinder for each pedestal: 9201 Polished Chrome or 9250 Ember Chrome • Adjustable leveling glides • Shipped fully assembled | <ol style="list-style-type: none"> 1 Style number 2 Low-Pressure Laminate or High-Pressure Laminate color number for worksurface 3 Plastic edge band color number for worksurface 4 Low-Pressure Laminate color number for credenza 5 Low-Pressure Laminate color number for drawer front 6 Paint color number for handle pulls: 0835 Black 9211 Nickel 7 Options, if selected (see below) <p>▶ See <i>Surface Materials</i>, page 365.
Tip: Remember to specify lock cylinder and key.
▶ <i>Lock Cylinders</i>, page 577.</p> |
|---|---|---|

Options	Price	Required to Specify
Worksurface <ul style="list-style-type: none"> • 1 3/8"-thick worksurface 	+\$98	Add suffix T to the style number.
Surface Materials <ul style="list-style-type: none"> • Open Line laminate 	+\$65 plus cost of laminate	▶ See <i>Surface Materials Reference Manual</i> .
Pedestals <ul style="list-style-type: none"> • Two file/file pedestals • One open/box/file pedestal at left and one file/file pedestal at right 	No cost No cost	Specify with two file/file pedestals. Specify with one open/box/file pedestal left and one file/file pedestal right.
Pulls <ul style="list-style-type: none"> • Ledge pulls: 7207 Black • Ledge pulls: 4799 Platinum 	+\$26 +\$32	Specify with 7207 Black ledge pulls. Specify with 4799 Platinum ledge pulls.
Modesty Panel <ul style="list-style-type: none"> • 1/4-height modesty panel (9 3/8"H) 	No cost	Specify with 1/4-height modesty panel.
Related Products <ul style="list-style-type: none"> • Grommet package • Center drawer • Keyboard shelf 		▶ Page 362 ▶ Page 363 ▶ Page 363

Specification Information

Dimensions			Style	Base
D	W	H	Number	Price

Style	Base
Number	Price

Low-Pressure Laminate Top

High-Pressure Laminate Top

Full-Height Pedestals

Full-Height Pedestals

24"	66"	28½"	TS5TLC22466	\$1315
24"	72"	28½"	TS5TLC22472	\$1385

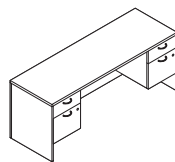
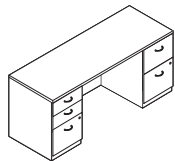
TS5HLC22466	\$1413
TS5HLC22472	\$1483

¾-Height Pedestals

¾-Height Pedestals

24"	66"	28½"	TS5TL4C2466	\$1071
24"	72"	28½"	TS5TL4C2472	\$1141

TS5HL4C2466	\$1169
TS5HL4C2472	\$1239



Full-Storage Credenzas

SIN 711.2

Tip: Grain direction of modesty panel runs horizontally. Grain direction of pedestals and storage cabinet runs vertically.

Tip: Standard worksurfaces are 1 1/8" thick. However, the actual thickness between Low-Pressure Laminate (LPL) and High-Pressure Laminate (HPL) worksurfaces is slightly different. It is recommended that only worksurfaces of the same type are specified in a given application. In addition, there may be sheen or texture differences when using LPL and HPL in adjacent applications. Please use caution when mixing and matching different worksurface types.

Tip: The optional 1 3/8"-thick worksurface will add 1/4" to the overall height of the credenza, making it 28 3/4"H.

Tip: Lock for the box/box/file pedestal option does not lock the top box drawer.

Standard Includes		Required to Specify
<ul style="list-style-type: none"> ▶ Need help? See <i>Wood Caseloads and Tables Specification Guide</i> for product details. 	<ul style="list-style-type: none"> • 1 1/8"-thick worksurface: Low-Pressure Laminate or High-Pressure Laminate • Credenza with full-height modesty panel: Low-Pressure Laminate • Drawer and door front: Low-Pressure Laminate • 3 mm radius profile edge on user's side: plastic • 1 mm side and back edges: plastic default to match user's side • Handle pulls: 0835 Black or 9211 Nickel • Two full-height file/file pedestals or two 3/4-height box/file pedestals • Middle double-door storage cabinet with adjustable shelf • Full-extension, heavy-duty ball-bearing drawer suspensions • Drawer interior: black laminate only • File drawers to accommodate front-to-back or side-to-side filing of letter-size hanging file folder frames or side-to-side filing of legal-size hanging file folder frames • Lock face ring with plastic plug to accommodate lock cylinder for each pedestal and storage door: 9201 Polished Chrome or 9250 Ember Chrome • Adjustable leveling glides • Shipped fully assembled 	<ol style="list-style-type: none"> 1 Style number 2 Low-Pressure Laminate or High-Pressure Laminate color number for worksurface 3 Plastic edge band color number for worksurface 4 Low-Pressure Laminate color number for credenza 5 Low-Pressure Laminate color number for drawer and door front 6 Paint color number for handle pulls: 0835 Black or 9211 Nickel 7 Options, if selected (see below) <ul style="list-style-type: none"> ▶ See <i>Surface Materials</i>, page 365. <i>Tip: Remember to specify lock cylinder and key.</i> ▶ <i>Lock Cylinders</i>, page 577.

Options	Price	Required to Specify
Worksurface • 1 3/8"-thick worksurface	+\$98	Add suffix T to the style number.
Surface Materials • High-Pressure Laminate worksurfaces • Open Line laminate	+\$65 plus cost of laminate	▶ See <i>Surface Materials Reference Manual</i> .
Pedestals • Full-height pedestals • Two box/box/file pedestals • Two open/box/file pedestals	No cost No cost	Specify with two box/box/file pedestals. Specify with two open/box/file pedestals.
Pulls • Ledge pulls: 7207 Black • Ledge pulls: 4799 Platinum	+\$26 +\$32	Specify with 7207 Black ledge pulls. Specify with 4799 Platinum ledge pulls.

Specification Information

Dimensions			Style	Base	Style	Base
D	W	H	Number	Price	Number	Price

Low-Pressure Laminate Top

Full-Height Pedestals

24"	72"	28 1/2"	TS5TLCF2472	\$1609
-----	-----	---------	--------------------	--------

3/4-Height Pedestals

24"	72"	28 1/2"	TS5TL4F2472	\$1366
-----	-----	---------	--------------------	--------

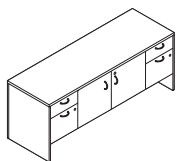
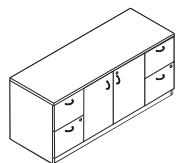
High-Pressure Laminate Top

Full-Height Pedestals

24"	72"	28 1/2"	TS5HLCF2472	\$1707
-----	-----	---------	--------------------	--------

3/4-Height Pedestals

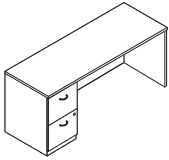
24"	72"	28 1/2"	TS5HL4F2472	\$1464
-----	-----	---------	--------------------	--------





Single-Pedestal Credenzas

SIN 711.2



Tip: Grain direction of modesty panel runs horizontally. Grain direction of pedestal and end panel runs vertically.

Tip: Standard worksurfaces are 1 1/8" thick. However, the actual thickness between Low-Pressure Laminate (LPL) and High-Pressure Laminate (HPL) worksurfaces is slightly different. It is recommended that only worksurfaces of the same type are specified in a given application. In addition, there may be sheen or texture differences when using LPL and HPL in adjacent applications. Please use caution when mixing and matching different worksurface types.

Tip: The optional 1 3/8"-thick worksurface will add 1/4" to the overall height of the credenza, making it 28 3/4"H.

Tip: Lock for the box/box/file pedestal option does not lock the top box drawer.

Tip: The optional 1/4-height modesty panel should be used only in an application against a wall as the pedestal back is open. Specify a desk shell with 1/4-height modesty panel and pedestal separately if back will be seen.

Standard Includes		Required to Specify
<p>► Need help? See <i>Wood Caseloads and Tables Specification Guide</i> for product details.</p> <ul style="list-style-type: none"> • 1 1/8"-thick worksurface: Low-Pressure Laminate or High-Pressure Laminate • Credenza with full-height modesty panel: Low-Pressure Laminate • Drawer front: Low-Pressure Laminate • 3 mm radius profile edge on user's side: plastic • 1 mm side and back edges: plastic default to match user's side • Handle pulls: 0835 Black or 9211 Nickel • One full-height file/file pedestal or one 3/4-height box/file pedestal • Full-extension, heavy-duty ball-bearing drawer suspensions • Drawer interior: black laminate only • File drawers to accommodate front-to-back or side-to-side filing of letter-size hanging file folder frames or side-to-side filing of legal-size hanging file folder frames • Lock face ring with plastic plug to accommodate lock cylinder: 9201 Polished Chrome or 9250 Ember Chrome • Adjustable leveling glides • Shipped fully assembled 	<ol style="list-style-type: none"> 1 Style number 2 Low-Pressure Laminate or High-Pressure Laminate color number for worksurface 3 Plastic edge band color number for worksurface 4 Low-Pressure Laminate color number for credenza 5 Low-Pressure Laminate color number for drawer front 6 Paint color number for handle pulls: 0835 Black 9211 Nickel 7 Options, if selected (see below) <ul style="list-style-type: none"> ► See <i>Surface Materials</i>, page 365. Tip: Remember to specify lock cylinder and key. ► <i>Lock Cylinders</i>, page 577. 	

Options	Price	Required to Specify
<p>Worksurface</p> <ul style="list-style-type: none"> • 1 3/8"-thick worksurface 	+\$98	Add suffix T to the style number.
<p>Surface Materials</p> <p>High-Pressure Laminate worksurfaces</p> <ul style="list-style-type: none"> • Open Line laminate 	+\$65 plus cost of laminate	► See <i>Surface Materials Reference Manual</i> .
<p>Pedestals</p> <p>Full-height pedestal</p> <ul style="list-style-type: none"> • One box/box/file pedestal • One open/box/file pedestal 	No cost No cost	Specify with one box/box/file pedestal. Specify with one open/box/file pedestal.
<p>Pulls</p> <ul style="list-style-type: none"> • Ledge pulls: 7207 Black • Ledge pulls: 4799 Platinum 	+\$26 +\$32	Specify with 7207 Black ledge pulls. Specify with 4799 Platinum ledge pulls.
<p>Modesty Panel</p> <ul style="list-style-type: none"> • 1/4-height modesty panel (9 3/8"H) 	No cost	Specify with 1/4-height modesty panel.
<p>Related Products</p> <ul style="list-style-type: none"> • Desk-height returns • Return shells • Grommet package • Center drawer • Keyboard shelf 		<ul style="list-style-type: none"> ► Page 308 ► Page 312 ► Page 362 ► Page 363 ► Page 363

Specification Information

Dimensions			Style	Base
D	W	H	Number	Price

Style	Base
Number	Price

Low-Pressure Laminate Top

High-Pressure Laminate Top

Left-Hand, Full-Height Pedestal

Left-Hand, Full-Height Pedestal

24"	66"	28½"	TS5TLCL2466	\$ 984
24"	72"	28½"	TS5TLCL2472	\$1040

TS5HLCL2466	\$1082
TS5HLCL2472	\$1138

Left-Hand, ¾-Height Pedestal

Left-Hand, ¾-Height Pedestal

24"	66"	28½"	TS5TL4L2466	\$ 855
24"	72"	28½"	TS5TL4L2472	\$ 912

TS5HL4L2466	\$ 953
TS5HL4L2472	\$1010

Right-Hand, Full-Height Pedestal

Right-Hand, Full-Height Pedestal

24"	66"	28½"	TS5TLCR2466	\$ 984
24"	72"	28½"	TS5TLCR2472	\$1040

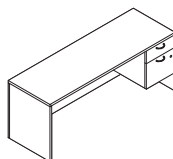
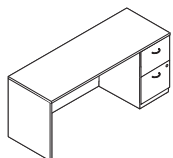
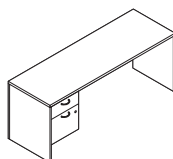
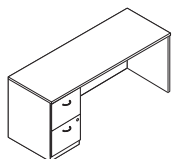
TS5HLCR2466	\$1082
TS5HLCR2472	\$1138

Right-Hand, ¾-Height Pedestal

Right-Hand, ¾-Height Pedestal

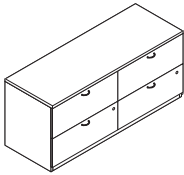
24"	66"	28½"	TS5TL4R2466	\$ 855
24"	72"	28½"	TS5TL4R2472	\$ 912

TS5HL4R2466	\$ 953
TS5HL4R2472	\$1010



Double Lateral File Credenzas

SIN 711.2



Tip: Grain direction of modesty panel runs horizontally. Grain direction of lateral files runs vertically.

Tip: Standard worksurfaces are 1 1/8" thick. However, the actual thickness between Low-Pressure Laminate (LPL) and High-Pressure Laminate (HPL) worksurfaces is slightly different. It is recommended that only worksurfaces of the same type are specified in a given application. In addition, there may be sheen or texture differences when using LPL and HPL in adjacent applications. Please use caution when mixing and matching different worksurface types.

Tip: The optional 1 3/8"-thick worksurface will add 1/4" to the overall height of the credenza, making it 28 3/4"H.

Standard Includes		Required to Specify
<ul style="list-style-type: none"> ▶ Need help? See <i>Wood Caseloads and Tables Specification Guide</i> for product details. 	<ul style="list-style-type: none"> • 1 1/8"-thick worksurface: Low-Pressure Laminate or High-Pressure Laminate • Credenza with full-height modesty panel: Low-Pressure Laminate • Drawer front: Low-Pressure Laminate • 3 mm radius profile edge on user's side: plastic • 1 mm side and back edges: plastic default to match user's side • Handle pulls: 0835 Black or 9211 Nickel • Two lateral file drawers left and right • Full-extension, heavy-duty ball-bearing drawer suspensions • Drawer interior: black laminate only • Lateral file drawers to accommodate front-to-back filing of letter-size hanging file folder frames and side-to-side filing of legal-size hanging file folder frames • Lock face ring with plastic plug to accommodate lock cylinder for each lateral file: 9201 Polished Chrome or 9250 Ember Chrome • Adjustable leveling glides • Shipped fully assembled 	<ol style="list-style-type: none"> 1 Style number 2 Low-Pressure Laminate or High-Pressure Laminate color number for worksurface 3 Plastic edge band color number for worksurface 4 Low-Pressure Laminate color number for credenza 5 Low-Pressure Laminate color number for drawer front 6 Paint color number for handle pulls: 0835 Black, 9211 Nickel 7 Options, if selected (see below) <ul style="list-style-type: none"> ▶ See <i>Surface Materials</i>, page 365. <i>Tip: Remember to specify lock cylinder and key.</i> ▶ <i>Lock Cylinders</i>, page 577.

Options	Price	Required to Specify
Worksurface <ul style="list-style-type: none"> • 1 3/8"-thick worksurface 	+\$98	Add suffix T to the style number.
Surface Materials <ul style="list-style-type: none"> • High-Pressure Laminate worksurfaces • Open Line laminate 	+\$65 plus cost of laminate	▶ See <i>Surface Materials Reference Manual</i> .
Pulls <ul style="list-style-type: none"> • Ledge pulls: 7207 Black • Ledge pulls: 4799 Platinum 	+\$26 +\$32	Specify with 7207 Black ledge pulls. Specify with 4799 Platinum ledge pulls.

Specification Information						
Dimensions			Style	Base	Style	Base
D	W	H	Number	Price	Number	Price
Low-Pressure Laminate Top			High-Pressure Laminate Top			
24"	72"	28 1/2"	TS5TLL22472	\$1895	TS5HLL22472	\$1993

Single Lateral File Credenzas

SIN 711.2

Tip: Grain direction of modesty panel runs horizontally. Grain direction of lateral file and end panel runs vertically.

Tip: Standard worksurfaces are 1 1/8" thick. However, the actual thickness between Low-Pressure Laminate (LPL) and High-Pressure Laminate (HPL) worksurfaces is slightly different. It is recommended that only worksurfaces of the same type are specified in a given application. In addition, there may be sheen or texture differences when using LPL and HPL in adjacent applications. Please use caution when mixing and matching different worksurface types.

Tip: The optional 1 3/8"-thick worksurface will add 1/4" to the overall height of the credenza, making it 28 3/4"H.

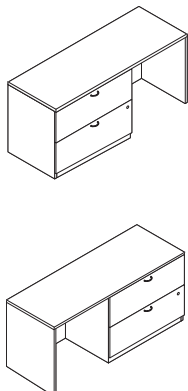
Tip: The optional 1/4"-height modesty panel should be used only in an application against a wall as the pedestal back is open. Specify a desk shell with 1/4"-height modesty panel and under-worksurface lateral file separately if back will be seen.

Standard Includes		Required to Specify
<ul style="list-style-type: none"> ▶ Need help? See <i>Wood Caseloads and Tables Specification Guide</i> for product details. 	<ul style="list-style-type: none"> • 1 1/8"-thick worksurface: Low-Pressure Laminate or High-Pressure Laminate • Credenza with full-height modesty panel: Low-Pressure Laminate • Drawer front: Low-Pressure Laminate • 3 mm radius profile edge on user's side: plastic • 1 mm side and back edges: plastic default to match user's side • Handle pulls: 0835 Black or 9211 Nickel • Two lateral file drawers • Full-extension, heavy-duty ball-bearing drawer suspensions • Drawer interior: black laminate only • Lateral file drawers to accommodate front-to-back filing of letter-size hanging file folder frames and side-to-side filing of legal-size hanging file folder frames • Lock face ring with plastic plug to accommodate lock cylinder: 9201 Polished Chrome or 9250 Ember Chrome • Adjustable leveling glides • Shipped fully assembled 	<ol style="list-style-type: none"> 1 Style number 2 Low-Pressure Laminate or High-Pressure Laminate color number for worksurface 3 Plastic edge band color number for worksurface 4 Low-Pressure Laminate color number for credenza 5 Low-Pressure Laminate color number for drawer front 6 Paint color number for handle pulls: 0835 Black 9211 Nickel 7 Options, if selected (see below) <ul style="list-style-type: none"> ▶ See <i>Surface Materials</i>, page 365. <i>Tip: Remember to specify lock cylinder and key.</i> ▶ <i>Lock Cylinders</i>, page 577.

Options	Price	Required to Specify
Worksurface • 1 3/8"-thick worksurface	+\$98	Add suffix T to the style number.
Surface Materials • High-Pressure Laminate worksurfaces • Open Line laminate	+\$65 plus cost of laminate	▶ See <i>Surface Materials Reference Manual</i> .
Pulls • Ledge pulls: 7207 Black • Ledge pulls: 4799 Platinum	+\$26 +\$32	Specify with <i>7207 Black ledge pulls</i> . Specify with <i>4799 Platinum ledge pulls</i> .
Modesty Panel • 1/4"-height modesty panel (9 3/8"H)	No cost	Specify with <i>1/4"-height modesty panel</i> .
Related Products • Grommet package • Center drawer • Keyboard shelf		▶ Page 362 ▶ Page 363 ▶ Page 363

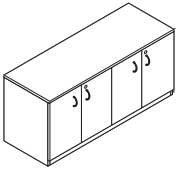
Specification Information

Dimensions		Style Number	Base Price	Style Number	Base Price
D	W	H			
Low-Pressure Laminate Top					
Left-Hand					
24"	66"	28 1/2"	TS5TLLL2466		\$1315
24"	72"	28 1/2"	TS5TLLL2472		\$1385
Right-Hand					
24"	66"	28 1/2"	TS5TLLR2466		\$1315
24"	72"	28 1/2"	TS5TLLR2472		\$1385
High-Pressure Laminate Top					
Left-Hand					
			TS5HLLL2466		\$1413
			TS5HLLL2472		\$1483
Right-Hand					
			TS5HLLR2466		\$1413
			TS5HLLR2472		\$1483



Double-Storage Credenzas

SIN 711.2



Tip: Grain direction of mod-
esty panel runs horizontally.
Grain direction of storage
cabinets runs vertically.

Tip: Standard worksurfaces
are 1 7/8" thick. However, the
actual thickness between
Low-Pressure Laminate
(LPL) and High-Pressure
Laminate (HPL) worksur-
faces is slightly different. It
is recommended that only
worksurfaces of the same
type are specified in a given
application. In addition, there
may be sheen or texture
differences when using LPL
and HPL in adjacent appli-
cations. Please use caution
when mixing and matching
different worksurface types.

Tip: The optional 1 3/8"-thick
worksurface will add 1/4" to
the overall height of the cre-
denza, making it 28 3/4"H.

Standard Includes		Required to Specify
<ul style="list-style-type: none"> ▶ Need help? See <i>Wood Caseloads and Tables Specification Guide</i> for product details. 	<ul style="list-style-type: none"> • 1 1/8"-thick worksurface: Low-Pressure Laminate or High-Pressure Laminate • Credenza with full-height modesty panel: Low-Pressure Laminate • Drawer front: Low-Pressure Laminate • 3 mm radius profile edge on user's side: plastic • 1 mm side and back edges: plastic default to match user's side • Handle pulls: 0835 Black or 9211 Nickel • Two double-door storage cabinets each with one adjustable shelf • Lock face ring with plastic plug to accommodate lock cylinder for each storage cabinet: 9201 Polished Chrome or 9250 Ember Chrome • Adjustable leveling glides • Shipped fully assembled 	<ol style="list-style-type: none"> 1 Style number 2 Low-Pressure Laminate or High-Pressure Laminate color number for worksurface 3 Plastic edge band color number for worksurface 4 Low-Pressure Laminate color number for credenza 5 Low-Pressure Laminate color number or drawer front 6 Paint color number for handle pulls: 0835 Black or 9211 Nickel 7 Options, if selected (see below) <ul style="list-style-type: none"> ▶ See <i>Surface Materials</i>, page 365. Tip: Remember to specify lock cylinder and key. ▶ <i>Lock Cylinders</i>, page 577.

Options	Price	Required to Specify
Worksurface <ul style="list-style-type: none"> • 1 3/8"-thick worksurface 	+\$98	Add suffix T to the style number.
Surface Materials <ul style="list-style-type: none"> • High-Pressure Laminate worksurfaces • Open Line laminate 	+\$65 plus cost of laminate	▶ See <i>Surface Materials Reference Manual</i> .
Pulls <ul style="list-style-type: none"> • Ledge pulls: 7207 Black • Ledge pulls: 4799 Platinum 	+\$26 +\$32	Specify with 7207 Black ledge pulls. Specify with 4799 Platinum ledge pulls.

Specification Information							
• Dimensions			• Style	• Base	• Style	• Base	
D	W	H	Number	Price	Number	Price	
Low-Pressure Laminate Top						High-Pressure Laminate Top	
24"	72"	28 1/2"	TS5TLS22472	\$1289	TS5HLS22472	\$1387	

Lateral File and Storage Cabinet Credenzas

SIN 711.2

Tip: Grain direction of modesty panel runs horizontally. Grain direction of storage cabinet and lateral file runs vertically.

Tip: Standard worksurfaces are 1 1/8" thick. However, the actual thickness between Low-Pressure Laminate (LPL) and High-Pressure Laminate (HPL) worksurfaces is slightly different. It is recommended that only worksurfaces of the same type are specified in a given application. In addition, there may be sheen or texture differences when using LPL and HPL in adjacent applications. Please use caution when mixing and matching different worksurface types.

Tip: The optional 1 3/8"-thick worksurface will add 1/4" to the overall height of the credenza, making it 28 3/4"H.

Standard Includes		Required to Specify
<ul style="list-style-type: none"> ▶ Need help? See <i>Wood Caseloads and Tables Specification Guide</i> for product details. 	<ul style="list-style-type: none"> • 1 1/8"-thick worksurface: Low-Pressure Laminate or High-Pressure Laminate • Credenza with full-height modesty panel: Low-Pressure Laminate • Drawer and door front: Low-Pressure Laminate • 3 mm radius profile edge on user's side: plastic • 1 mm side and back edges: plastic default to match user's side • Handle pulls: 0835 Black or 9211 Nickel • Two lateral file drawers • Double-door storage cabinet with one adjustable shelf • Full-extension, heavy-duty ball-bearing drawer suspensions • Drawer interior: black laminate only • Lateral file drawers to accommodate front-to-back filing of letter-size hanging file folder frames and side-to-side filing of legal-size hanging file folder frames • Lock face ring with plastic plug to accommodate lock cylinder for lateral file and storage cabinet: 9201 Polished Chrome or 9250 Ember Chrome • Adjustable leveling glides • Shipped fully assembled 	<ol style="list-style-type: none"> 1 Style number 2 Low-Pressure Laminate or High-Pressure Laminate color number for worksurface 3 Plastic edge band color number for worksurface 4 Low-Pressure Laminate color number for credenza 5 Low-Pressure Laminate color number for drawer and door front 6 Paint color number for handle pulls: 0835 Black or 9211 Nickel 7 Options, if selected (see below) <ul style="list-style-type: none"> ▶ See <i>Surface Materials</i>, page 365. <i>Tip: Remember to specify lock cylinder and key.</i> ▶ <i>Lock Cylinders</i>, page 577.

Options	Price	Required to Specify
Worksurface	• 1 3/8"-thick worksurface +\$98	Add suffix T to the style number.
Surface Materials	High-Pressure Laminate worksurfaces	
	• Open Line laminate +\$65 plus cost of laminate	▶ See <i>Surface Materials Reference Manual</i> .
Pulls	• Ledge pulls: 7207 Black +\$26	Specify with <i>7207 Black ledge pulls</i> .
	• Ledge pulls: 4799 Platinum +\$32	Specify with <i>4799 Platinum ledge pulls</i> .

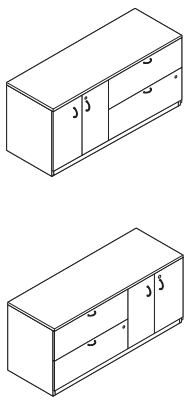
Specification Information						
Dimensions			Style	Base	Style	Base
D	W	H	Number	Price	Number	Price

Low-Pressure Laminate Top					
Left-Hand Storage Cabinet, Right-Hand File					
24"	72"	28 1/2"	TS5TSL2472	\$1575	

High-Pressure Laminate Top					
Left-Hand Storage Cabinet, Right-Hand File					
			TS5HSL2472	\$1673	

Right-Hand Storage Cabinet, Left-Hand File					
24"	72"	28 1/2"	TS5TLL2472	\$1575	

Right-Hand Storage Cabinet, Left-Hand File					
			TS5HLL2472	\$1673	



Currency

Under-Worksurface Pedestals

SIN 711.2

Standard Includes		Required to Specify
<p>▶ Need help? See <i>Wood Caseloads and Tables Specification Guide</i> for product details.</p> <ul style="list-style-type: none"> • Pedestal: Low-Pressure Laminate • Drawer front: Low-Pressure Laminate • Handle pulls: 0835 Black or 9211 Nickel • Full-extension, heavy-duty ball-bearing drawer suspensions • Drawer interior: black laminate only • One pencil tray in pedestals with a box drawer: black plastic only • File drawers to accommodate front-to-back or side-to-side filing of letter-size hanging file folder frames or side-to-side filing of legal-size hanging file folder frames • Lock face ring with plastic plug to accommodate lock cylinder: 9201 Polished Chrome or 9250 Ember Chrome • Attachment hardware • Adjustable leveling glides • Shipped fully assembled 		<ol style="list-style-type: none"> 1 Style number 2 Low-Pressure Laminate color number for pedestal 3 Low-Pressure Laminate color number for drawer front 4 Paint color number for handle pulls: 0835 Black, 9211 Nickel 5 Options, if selected (see below) <p>▶ See <i>Surface Materials</i>, page 365. <i>Tip: Remember to specify lock cylinder and key.</i> ▶ <i>Lock Cylinders</i>, page 577.</p>

Options	Price	Required to Specify
<p>Pulls</p> <ul style="list-style-type: none"> • Ledge pulls: 7207 Black • Ledge pulls: 4799 Platinum 	<p>+\$26 +\$32</p>	<p>Specify with 7207 Black ledge pulls. Specify with 4799 Platinum ledge pulls.</p>
<p>Related Products</p> <ul style="list-style-type: none"> • Desk shells • Return shells 		<p>▶ Pages 302–306 ▶ Page 312</p>

Specification Information

Dimensions			Style Number	Base Price
D	W	H		

With One Box Drawer and One File Drawer

23"	15 ³ / ₄ "	21 ³ / ₈ "	TS5LBF23U	\$458
29"	15 ³ / ₄ "	21 ³ / ₈ "	TS5LBF29U	\$527

With Two File Drawers

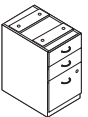
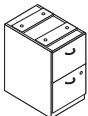

23"	15 ³ / ₄ "	27 ³ / ₈ "	TS5LFF23U	\$562
29"	15 ³ / ₄ "	27 ³ / ₈ "	TS5LFF29U	\$633

With Two Box Drawers and One File Drawer

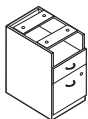
23"	15 ³ / ₄ "	27 ³ / ₈ "	TS5LBBF23U	\$562
29"	15 ³ / ₄ "	27 ³ / ₈ "	TS5LBBF29U	\$633

With One Open, One Box Drawer, and One File Drawer

23"	15 ³ / ₄ "	27 ³ / ₈ "	TS5LOBF23U	\$562
29"	15 ³ / ₄ "	27 ³ / ₈ "	TS5LOBF29U	\$633



Tip: Lock for the box/box/file pedestal does not lock the top box drawer.



Mobile Pedestals

SIN 711.2

Tip: The top is recessed behind top drawer. Front edge profile on top is not visible.

Tip: Standard worksurfaces are 1 1/8" thick. However, the actual thickness between Low-Pressure Laminate (LPL) and High-Pressure Laminate (HPL) worksurfaces is slightly different. It is recommended that only worksurfaces of the same type are specified in a given application. In addition, there may be sheen or texture differences when using LPL and HPL in adjacent applications. Please use caution when mixing and matching different worksurface types.

Standard Includes		Required to Specify
<ul style="list-style-type: none"> ▶ Need help? See <i>Wood Caseloads and Tables Specification Guide</i> for product details. 	<ul style="list-style-type: none"> • Top: Low-Pressure Laminate or High-Pressure Laminate • Pedestal: Low-Pressure Laminate • 3 mm radius profile edge on user's side: plastic • Drawer front: Low-Pressure Laminate • Handle pulls: 0835 Black or 9211 Nickel • Full-extension, heavy-duty ball-bearing drawer suspensions • Drawer interior: black laminate only • One pencil tray in pedestals with a box drawer: black plastic only • File drawers to accommodate front-to-back or side-to-side filing of letter-size hanging file folder frames or side-to-side filing of legal-size hanging file folder frames • Lock face ring with plastic plug to accommodate lock cylinder: 9201 Polished Chrome or 9250 Ember Chrome • Casters: black only 	<ol style="list-style-type: none"> 1 Style number 2 Low-Pressure Laminate or High-Pressure Laminate color number for top 3 Plastic edge band color number for worksurface 4 Low-Pressure Laminate color number for pedestal 5 Low-Pressure Laminate color number for drawer front 6 Paint color number for handle pulls: 0835 Black 9211 Nickel 7 Options, if selected (see below) <ul style="list-style-type: none"> ▶ See <i>Surface Materials</i>, page 365. <i>Tip: Remember to specify lock cylinder and key.</i> ▶ <i>Lock Cylinders</i>, page 577.

Options	Price	Required to Specify
Surface Materials <ul style="list-style-type: none"> • High-Pressure Laminate worksurfaces • Open Line laminate 	<ul style="list-style-type: none"> + \$65 plus cost of laminate 	<ul style="list-style-type: none"> ▶ See <i>Surface Materials Reference Manual</i>.
Pulls <ul style="list-style-type: none"> • Ledge pulls: 7207 Black • Ledge pulls: 4799 Platinum 	<ul style="list-style-type: none"> + \$26 + \$32 	<ul style="list-style-type: none"> Specify with 7207 Black ledge pulls. Specify with 4799 Platinum ledge pulls.

Specification Information					
Dimensions			Style	Base	
D	W	H	Number	Price	
Low-Pressure Laminate Top					
With One Box Drawer and One File Drawer					
22"	15 3/4"	21 1/2"	TS5TLBF22M	\$598	
With Two File Drawers					
22"	15 3/4"	27"	TS5TLFF22M	\$738	
With Two Box Drawers and One File Drawer					
22"	15 3/4"	27"	TS5TLBBF22M	\$738	
High-Pressure Laminate Top					
With One Box Drawer and One File Drawer					
			TS5HLBF22M	\$665	
With Two File Drawers					
			TS5HLFF22M	\$805	
With Two Box Drawers and One File Drawer					
			TS5HLBBF22M	\$805	
With One Open, One Box Drawer, and One File Drawer					
22"	15 3/4"	27"	TS5TLOBF22M	\$738	
With One Open, One Box Drawer, and One File Drawer					
			TS5HLOBF22M	\$805	

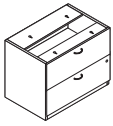


Tip: Lock for the box/box/file pedestal does not lock the top box drawer.



Under-Worksurface Lateral File

SIN 711.2



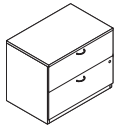
	Standard Includes	Required to Specify
<p>▶ Need help? See <i>Wood Caseloads and Tables Specification Guide</i> for product details.</p>	<ul style="list-style-type: none"> • Lateral file: Low-Pressure Laminate • Drawer front: Low-Pressure Laminate • Handle pulls: 0835 Black or 9211 Nickel • Full-extension, heavy-duty ball-bearing drawer suspensions • Drawer interior: black laminate only • Lateral file drawers accommodate front-to-back filing of letter-size hanging file folder frames and side-to-side filing of legal-size hanging file folder frames • Lock face ring with plastic plug to accommodate lock cylinder: 9201 Polished Chrome or 9250 Ember Chrome • Attachment hardware • Adjustable leveling glides • Shipped fully assembled 	<ol style="list-style-type: none"> 1 Style number 2 Low-Pressure Laminate color number for lateral file 3 Low-Pressure Laminate color number for drawer front 4 Paint color number for handle pulls: 0835 Black 9211 Nickel 5 Options, if selected (see below) <p>▶ See <i>Surface Materials</i>, page 365. <i>Tip: Remember to specify lock cylinder and key.</i></p> <p>▶ <i>Lock Cylinders</i>, page 577.</p>

	Options	Price	Required to Specify
Pulls	<ul style="list-style-type: none"> • Ledge pulls: 7207 Black • Ledge pulls: 4799 Platinum 	<p>+\$26</p> <p>+\$32</p>	<p>Specify with 7207 Black ledge pulls.</p> <p>Specify with 4799 Platinum ledge pulls.</p>
Related Products	<ul style="list-style-type: none"> • Desk shells 		▶ Pages 302–306

Specification Information				
Dimensions			Style	Base
D	W	H	Number	Price
23"	36"	27 ³ / ₈ "	TS5L2436UL	\$858
.

Freestanding Lateral File

SIN 711.2



Tip: Standard worksurfaces are 1 1/8" thick. However, the actual thickness between Low-Pressure Laminate (LPL) and High-Pressure Laminate (HPL) worksurfaces is slightly different. It is recommended that only worksurfaces of the same type are specified in a given application. In addition, there may be sheen or texture differences when using LPL and HPL in adjacent applications. Please use caution when mixing and matching different worksurface types.

Tip: The optional 1 3/8"-thick top will add 1/4" to the overall height of the freestanding lateral file, making it 28 3/4"H.

Standard Includes		Required to Specify
<ul style="list-style-type: none"> ▶ Need help? See <i>Wood Caseloads and Tables Specification Guide</i> for product details. 	<ul style="list-style-type: none"> • 1 1/8"-thick top: Low-Pressure Laminate or High-Pressure Laminate • Lateral file: Low-Pressure Laminate • Drawer front: Low-Pressure Laminate • 3 mm radius profile edge on front edge: plastic • 1 mm side and back edges: plastic default to match top • Handle pulls: 0835 Black or 9211 Nickel • Full-extension, heavy-duty ball-bearing drawer suspensions • Drawer interior: black laminate only • Lateral file drawers accommodate front-to-back filing of letter-size hanging file folder frames and side-to-side filing of legal-size hanging file folder frames • Lock face ring with plastic plug to accommodate lock cylinder: 9201 Polished Chrome or 9250 Ember Chrome • Adjustable leveling glides • Shipped fully assembled 	<ol style="list-style-type: none"> 1 Style number 2 Low-Pressure Laminate or High-Pressure Laminate color number for top 3 Plastic edge band color number for worksurface 4 Low-Pressure Laminate color number for lateral file 5 Low-Pressure Laminate color number for drawer front 6 Paint color number for handle pulls: 0835 Black 9211 Nickel 7 Options, if selected (see below) <ul style="list-style-type: none"> ▶ See <i>Surface Materials</i>, page 365. <i>Tip: Remember to specify lock cylinder and key.</i> ▶ <i>Lock Cylinders</i>, page 577.

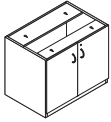
Options	Price	Required to Specify
Top <ul style="list-style-type: none"> • 1 3/8"-thick top 	+ \$98	Add suffix T to the style number.
Surface Materials <ul style="list-style-type: none"> • High-Pressure Laminate worksurfaces • Open Line laminate 	+ \$65 plus cost of laminate	▶ See <i>Surface Materials Reference Manual</i> .
Pulls <ul style="list-style-type: none"> • Ledge pulls: 7207 Black • Ledge pulls: 4799 Platinum 	+ \$26 + \$32	Specify with <i>7207 Black ledge pulls</i> . Specify with <i>4799 Platinum ledge pulls</i> .

Specification Information				
Dimensions			Style Number	Base Price
D	W	H		
Low-Pressure Laminate Top				
24"	36"	28 1/2"	TS5TL2436F2	\$931
High-Pressure Laminate Top				
			TS5HL2436F2	\$998

Currency

Under-Worksurface Storage Cabinet

SIN 711.2



Standard Includes	Required to Specify
-------------------	---------------------

- | | |
|---|--|
| <p>▶ Need help? See <i>Wood Casegoods and Tables Specification Guide</i> for product details.</p> <ul style="list-style-type: none"> • Storage cabinet: Low-Pressure Laminate • Drawer front: Low-Pressure Laminate • Handle pulls: 0835 Black or 9211 Nickel • Double-door storage cabinet with one adjustable shelf • Lock face ring with plastic plug to accommodate lock cylinder: 9201 Polished Chrome or 9250 Ember Chrome • Attachment hardware • Adjustable leveling glides • Shipped fully assembled | <ul style="list-style-type: none"> 1 Style number 2 Low-Pressure Laminate color number for storage cabinet 3 Low-Pressure Laminate color number for door front 4 Paint color number for handle pulls: 0835 Black 9211 Nickel 5 Options, if selected (see below) <p>▶ See <i>Surface Materials</i>, page 365.
<i>Tip: Remember to specify lock cylinder and key.</i></p> <p>▶ <i>Lock Cylinders</i>, page 577.</p> |
|---|--|

Options	Price	Required to Specify
---------	-------	---------------------

- | | | |
|---|---------------------------|--|
| <p>Pulls</p> <ul style="list-style-type: none"> • Ledge pulls: 7207 Black • Ledge pulls: 4799 Platinum | <p>+\$26</p> <p>+\$32</p> | <p>Specify with 7207 Black ledge pulls.</p> <p>Specify with 4799 Platinum ledge pulls.</p> |
|---|---------------------------|--|

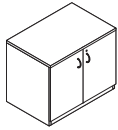
Specification Information				
• Dimensions			• Style	• Base
D	W	H	Number	Price

23"	36"	27 ³ / ₈ "	TS5L2436US	\$645
.
.

Freestanding Storage Cabinet

Freestanding Storage Cabinet

SIN 711.2



Tip: Standard worksurfaces are 1 1/8" thick. However, the actual thickness between Low-Pressure Laminate (LPL) and High-Pressure Laminate (HPL) worksurfaces is slightly different. It is recommended that only worksurfaces of the same type are specified in a given application. In addition, there may be sheen or texture differences when using LPL and HPL in adjacent applications. Please use caution when mixing and matching different worksurface types.

Tip: The optional 1 3/8"-thick top will add 1/4" to the overall height of the freestanding storage cabinet, making it 28 3/4"H.

Standard Includes		Required to Specify
<ul style="list-style-type: none"> ▶ Need help? See <i>Wood Caseloads and Tables Specification Guide</i> for product details. 	<ul style="list-style-type: none"> • 1 1/8"-thick top: Low-Pressure Laminate or High-Pressure Laminate • Storage cabinet: Low-Pressure Laminate • Door front: Low-Pressure Laminate • 3 mm radius profile edge on front edge: plastic • 1 mm side and back edges: plastic default to match top • Handle pulls: 0835 Black or 9211 Nickel • Double-door storage cabinet with one adjustable shelf • Lock face ring with plastic plug to accommodate lock cylinder: 9201 Chrome Polished or 9250 Ember Chrome • Adjustable leveling glides • Shipped fully assembled 	<ol style="list-style-type: none"> 1 Style number 2 Low-Pressure Laminate or High-Pressure Laminate color number for top 3 Plastic edge band color number for worksurface 4 Low-Pressure Laminate color number for storage cabinet 5 Low-Pressure Laminate color number for door front 6 Paint color number for handle pulls: 0835 Black or 9211 Nickel 7 Options, if selected (see below) <ul style="list-style-type: none"> ▶ See <i>Surface Materials</i>, page 365. <i>Tip: Remember to specify lock cylinder and key.</i> ▶ <i>Lock Cylinders</i>, page 577.

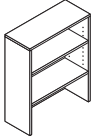
Options	Price	Required to Specify
Top <ul style="list-style-type: none"> • 1 3/8"-thick top 	+\$98	Add suffix T to the style number.
Surface Materials <ul style="list-style-type: none"> • High-Pressure Laminate worksurfaces • Open Line laminate 	+\$65 plus cost of laminate	▶ See <i>Surface Materials Reference Manual</i> .
Pulls <ul style="list-style-type: none"> • Ledge pulls: 7207 Black • Ledge pulls: 4799 Platinum 	+\$26 +\$32	Specify with <i>7207 Black ledge pulls</i> . Specify with <i>4799 Platinum ledge pulls</i> .

Specification Information						
Dimensions			Style Number	Base Price	Style Number	Base Price
D	W	H				
Low-Pressure Laminate Top						
24"	36"	28 1/2"	TS5TL2436S2	\$718		
High-Pressure Laminate Top						
			TS5HL2436S2	\$785		

Currency

Stacking Bookcase

SIN 711.2



Tip: Top is available in Low-Pressure Laminates only.

Tip: The optional 1 3/8"-thick top will add 3/8" to the overall height of the stacking bookcase, making it 37 5/8"H.

Tip: Recommended load limit for shelves is 50 pounds. Thicker shelves are available through Specials to support heavy load conditions.

Tip: When placed next to each other, the stacking bookcase and hutch kit without doors do not align.

Standard Includes		Required to Specify
<ul style="list-style-type: none"> ▶ Need help? See <i>Wood Caseloads and Tables Specification Guide</i> for product details. 	<ul style="list-style-type: none"> • 1"-thick top: Low-Pressure Laminate • Bookcase: Low-Pressure Laminate • Edge band: black plastic • Two adjustable shelves • Attachment hardware • Shipped fully assembled 	<ul style="list-style-type: none"> 1 Style number 2 Low-Pressure Laminate color number for top 3 Low-Pressure Laminate color number for bookcase 4 Options, if selected (see below) ▶ See <i>Surface Materials</i>, page 365.

Options	Price	Required to Specify
Top <ul style="list-style-type: none"> • 1 3/8"-thick top 	+\$98	Add suffix T to the style number.
Related Products <ul style="list-style-type: none"> • Freestanding lateral file • Freestanding storage cabinet 		<ul style="list-style-type: none"> ▶ Page 339 ▶ Page 341

Specification Information				
Dimensions			Style	Base
D	W	H	Number	Price
:	:	:	:	:
:	:	:	:	:

Low-Pressure Laminate Top

15 3/16"	36"	37 1/2"	TS5TLSB3637	\$419
:	:	:	:	:

Overhead Storage Cabinets with Doors

SIN 711.2

Tip: Top is available in Low-Pressure Laminates only.

Standard Includes		Required to Specify
<ul style="list-style-type: none"> ▶ Need help? See <i>Wood Caseloads and Tables Specification Guide</i> for product details. 	<ul style="list-style-type: none"> • 1"-thick top: Low-Pressure Laminate • Overhead cabinet: Low-Pressure Laminate • Door front: Low-Pressure Laminate • Edge band: black plastic • Hinged doors • One bottom fixed shelf • Attachment hardware • Cable passthrough at bottom of back panels • Shipped fully assembled 	<ol style="list-style-type: none"> 1 Style number 2 Low-Pressure Laminate color number for top 3 Low-Pressure Laminate color number for overhead cabinet 4 Low-Pressure Laminate color number for door front 5 Options, if selected (see below) <p>▶ See <i>Surface Materials</i>, page 365.</p>

Tip: The optional 1 3/8"-thick top will add 3/8" to the overall height of the overhead storage cabinet, making it 37 5/8"H.

Tip: The optional lock is located in the upper left corner of the outer right-hand door on all storage cabinets. In three- and four-door cabinets, optional lock is also located in the upper right corner of the outer left-hand door.

Tip: When placed next to each other, the stacking bookcase and hutch kit with-out doors do not align.

Options	Price	Required to Specify
Top • 1 3/8"-thick top	+\$ 98	Add suffix T to the style number.
Lock • Lock face ring(s) with plastic plug(s) to accommodate lock cylinder(s): 9250 Ember Chrome	+\$121	Specify with 9250 Ember Chrome lock.
• Lock face ring(s) with plastic plug(s) to accommodate lock cylinder(s): 9201 Polished Chrome	+\$121	Specify with 9201 Polished Chrome lock. Tip: Remember to specify lock cylinder and key. ▶ <i>Lock Cylinders</i> , page 577
Related Products • Tackboards for overhead storage cabinets		▶ Page 345
• Shelf lights		▶ Page 364

Specification Information		
Dimensions	Style	Base
D W H	Number	Price
:	:	:
:	:	:

Low-Pressure Laminate Top

With Two Doors

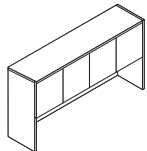
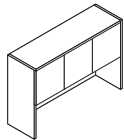
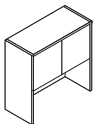
15 1/16"	36"	37 1/2"	TS5TL0D36	\$529
15 1/16"	42"	37 1/2"	TS5TL0D42	\$601

With Three Doors

15 1/16"	48"	37 1/2"	TS5TL0D48	\$673
----------	-----	---------	------------------	-------

With Four Doors

15 1/16"	60"	37 1/2"	TS5TL0D60	\$813
15 1/16"	66"	37 1/2"	TS5TL0D66	\$884
15 1/16"	72"	37 1/2"	TS5TL0D72	\$956



Overhead Storage Cabinets Without Doors

SIN 711.2

Tip: Top is available in Low-Pressure Laminates only.

Standard Includes	Required to Specify
<ul style="list-style-type: none"> ▶ Need help? See <i>Wood Caseloads and Tables Specification Guide</i> for product details. • 1"-thick top: Low-Pressure Laminate • Overhead cabinet: Low-Pressure Laminate • 3 mm radius profile edge on front edge: plastic • 1 mm side and back edges: plastic default to match top • One bottom fixed shelf • Attachment hardware • Cable passthrough at bottom of back panels • Shipped fully assembled 	<ol style="list-style-type: none"> 1 Style number 2 Low-Pressure Laminate color number for top 3 Plastic edge band color number for worksurface 4 Low-Pressure Laminate color number for overhead cabinet 5 Options, if selected (see below) <p>▶ See <i>Surface Materials</i>, page 365.</p>

Tip: The optional 1³/₈"-thick top will add 3/8" to the overall height of the overhead storage cabinet, making it 37⁵/₈"H.

Options	Price	Required to Specify
Top <ul style="list-style-type: none"> • 1³/₈"-thick top 	+\$98	Add suffix T to the style number.
Related Products <ul style="list-style-type: none"> • Tackboards for overhead storage cabinets • Shelf lights 		<p>▶ Page 345</p> <p>▶ Page 364</p>

Specification Information		
Dimensions	Style Number	Base Price
D W H		

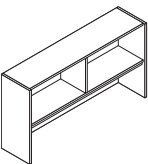
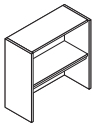
Low-Pressure Laminate Top

With One Compartment

15 ¹ / ₁₆ "	36"	37 ¹ / ₂ "	TS5TLOH36	\$368
15 ¹ / ₁₆ "	42"	37 ¹ / ₂ "	TS5TLOH42	\$440

With Two Compartments

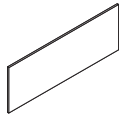
15 ¹ / ₁₆ "	48"	37 ¹ / ₂ "	TS5TLOH48	\$510
15 ¹ / ₁₆ "	60"	37 ¹ / ₂ "	TS5TLOH60	\$651
15 ¹ / ₁₆ "	66"	37 ¹ / ₂ "	TS5TLOH66	\$724
15 ¹ / ₁₆ "	72"	37 ¹ / ₂ "	TS5TLOH72	\$792



Tackboards for Overhead Storage Cabinets

Tackboards for Overhead Storage Cabinets

SIN 711.2



Tip: Tackboard comes with a spacer for the shelf light cord to be routed to the cable passthrough at the bottom of the overhead storage cabinet.

Standard Includes	Required to Specify
-------------------	---------------------

- | | | |
|--|--|--|
| <ul style="list-style-type: none"> ▶ Need help? See <i>Wood Casegoods and Tables Specification Guide</i> for product details. | <ul style="list-style-type: none"> • Tackboard: fabric • Attachment hardware | <ul style="list-style-type: none"> 1 Style number 2 Fabric color number for tackboard 3 Options, if selected (see below) ▶ See <i>Surface Materials</i>, page 365. |
|--|--|--|

Options	Price	Required to Specify
---------	-------	---------------------

- | | | | |
|--------------------------|--|--|---|
| Surface Materials | <ul style="list-style-type: none"> • Kick standard fabric price group A • Fabric price group 1 • Fabric price group 2 • Fabric price group 3 • Fabric price group 4 • Fabric price group COM | <ul style="list-style-type: none"> No cost +\$ 5 +\$19 +\$30 +\$77 +\$39 | <ul style="list-style-type: none"> Specify fabric color number. Specify fabric color number. Specify fabric color number. Specify fabric color number. Specify fabric color number. Specify fabric color number. ▶ See <i>Understanding Customer's Own Material (COM)</i>, page 188. |
|--------------------------|--|--|---|

Fabric direction on 34"W and 58"W tackboards

- | | | |
|--|---|--|
| <ul style="list-style-type: none"> • Vertical application | <ul style="list-style-type: none"> +\$ 9 | <ul style="list-style-type: none"> Specify with vertical application. |
|--|---|--|

- | | | |
|-------------------------|---|--|
| Related Products | <ul style="list-style-type: none"> • Overhead storage cabinets with doors • Overhead storage cabinets without doors | <ul style="list-style-type: none"> ▶ Page 343 ▶ Page 344 |
|-------------------------|---|--|

Specification Information				
Dimensions			Style	Base
D	W	H	Number	Price

1"	34"	20¼"	TS5LTB036	\$243
1"	40"	20¼"	TS5LTB042	\$256
1"	46"	20¼"	TS5LTB048	\$269
1"	58"	20¼"	TS5LTB060	\$306
1"	64"	20¼"	TS5LTB066	\$332
1"	70"	20¼"	TS5LTB072	\$369
:	:	:	:	:

Wall-Mounted Overhead Storage Cabinets

SIN 711.2

Tip: Top is available in Low-Pressure Laminates only.

Standard Includes		Required to Specify
<ul style="list-style-type: none"> ▶ Need help? See <i>Wood Caseloads and Tables Specification Guide</i> for product details. 	<ul style="list-style-type: none"> • 1"-thick top: Low-Pressure Laminate • Overhead cabinet: Low-Pressure Laminate • Door front: Low-Pressure Laminate • 3 mm radius profile edge on front edge: plastic • 1 mm side and back edges: plastic default to match top • Hinged doors • One bottom fixed shelf • Attachment hardware • Shipped fully assembled 	<ol style="list-style-type: none"> 1 Style number 2 Low-Pressure Laminate color number for top 3 Plastic edge band color number for worksurface 4 Low-Pressure Laminate color number for overhead cabinet 5 Low pressure laminate color number for door front 6 Options, if selected (see below) <p>▶ See <i>Surface Materials</i>, page 365.</p>

Tip: The optional 1 3/8"-thick top will add 3/8" to the overall height of the wall-mounted overhead storage cabinets, making it 18 3/8"H.

Options	Price	Required to Specify
Top • 1 3/8"-thick top	+\$ 98	Add suffix T to the style number.
Lock • Lock face ring(s) with plastic plug(s) to accommodate lock cylinder(s): 9250 Ember Chrome	+\$121	Specify with <i>9250 Ember Chrome lock</i> .
• Lock face ring(s) with plastic plug(s) to accommodate lock cylinder(s): 9201 Polished Chrome	+\$121	Specify with <i>9201 Polished Chrome lock</i> . Tip: Remember to specify lock cylinder and key. ▶ <i>Lock Cylinders</i> , page 577
Related Products • Tackboards for wall-mounted overhead storage cabinets		▶ Page 347

Tip: The optional lock is located in the upper left corner of the outer right-hand door on all storage cabinets. In three- and four-door cabinets, optional lock is also located in the upper right corner of the outer left-hand door.

Specification Information		
Dimensions	Style	Base
D W H	Number	Price

Low-Pressure Laminate Top

With Two Doors

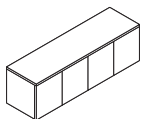
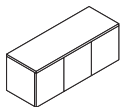
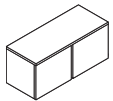
15 1/16"	36"	18"	TS5TLWD36	\$401
15 1/16"	42"	18"	TS5TLWD42	\$472

With Three Doors

15 1/16"	48"	18"	TS5TLWD48	\$545
----------	-----	-----	------------------	-------

With Four Doors

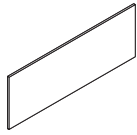
15 1/16"	60"	18"	TS5TLWD60	\$684
15 1/16"	66"	18"	TS5TLWD66	\$756
15 1/16"	72"	18"	TS5TLWD72	\$827



Tackboards for Wall-Mounted Overhead Storage Cabinets

Tackboards for
Wall-Mounted Overhead
Storage Cabinets

SIN 711.2



Tip: Tackboard comes with a spacer for the shelf light cord to be routed to the cable passthrough at the bottom of the overhead storage cabinet.

Tip: Wall-mounted tackboards cannot be attached to walls covered by textured paint or wallpaper.

Standard Includes	Required to Specify
<ul style="list-style-type: none"> ▶ Need help? See <i>Wood Caseloads and Tables Specification Guide</i> for product details. • Tackboard: fabric • Attachment hardware 	<ul style="list-style-type: none"> 1 Style number 2 Fabric color number for tackboard 3 Options, if selected (see below) ▶ See <i>Surface Materials</i>, page 365.

Options	Price	Required to Specify
Surface Materials	<ul style="list-style-type: none"> • Kick standard fabric price group A • Fabric price group 1 • Fabric price group 2 • Fabric price group 3 • Fabric price group 4 • Fabric price group COM 	<ul style="list-style-type: none"> No cost +\$ 5 +\$19 +\$30 +\$77 +\$39
		<ul style="list-style-type: none"> Specify fabric color number. Specify fabric color number. Specify fabric color number. Specify fabric color number. Specify fabric color number. ▶ See <i>Understanding Customer's Own Material (COM)</i>, page 188.

Fabric direction on 36"W and 60"W tackboards

- Vertical application +\$ 9
- Specify with vertical application.

Related Products	<ul style="list-style-type: none"> • Wall-mounted overhead storage cabinets 	▶ Page 346
-------------------------	--	------------

Specification Information				
• Dimensions			• Style	• Base
D	W	H	Number	Price
9/16"	36"	19 7/8"	TS5LTBW36	\$243
9/16"	42"	19 7/8"	TS5LTBW42	\$256
9/16"	48"	19 7/8"	TS5LTBW48	\$269
9/16"	60"	19 7/8"	TS5LTBW60	\$306
9/16"	66"	19 7/8"	TS5LTBW66	\$332
9/16"	72"	19 7/8"	TS5LTBW72	\$369
:	:	:	:	:

Currency

Lower Storage Cabinets with Doors

SIN 711.2

Tip: Standard worksurfaces are 1 1/8" thick. However, the actual thickness between Low-Pressure Laminate (LPL) and High-Pressure Laminate (HPL) worksurfaces is slightly different. It is recommended that only worksurfaces of the same type are specified in a given application. In addition, there may be sheen or texture differences when using LPL and HPL in adjacent applications. Please use caution when mixing and matching different worksurface types.

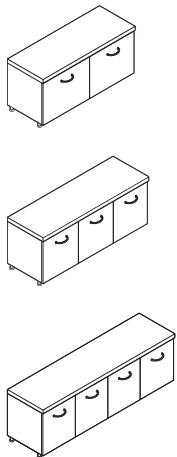
Tip: The optional lock is located in the upper left corner of the outer right-hand door on all storage cabinets. The second optional lock is located in the upper right corner of the left-hand door. In four door units, the optional locks are each located in the upper left corner of each right-hand door.

Standard Includes	Required to Specify
<ul style="list-style-type: none"> ▶ Need help? See <i>Wood Caseloads and Tables Specification Guide</i> for product details. • 1 1/8"-thick top: Low-Pressure Laminate or High-Pressure Laminate • Lower storage cabinet: Low-Pressure Laminate • Door front: Low-Pressure Laminate • 3 mm radius profile edge on front edge: plastic • 1 mm side and back edges: plastic default to match top • Handle pulls: 0835 Black or 9211 Nickel • Hinged doors • One bottom fixed shelf • Four adjustable-height legs: brushed aluminum • Shipped fully assembled 	<ol style="list-style-type: none"> 1 Style number 2 Low-Pressure Laminate or High-Pressure Laminate color number for top 3 Plastic edge band color number for worksurface 4 Low-Pressure Laminate color number for lower storage cabinet 5 Low-Pressure Laminate color number for door front 6 Paint color number for handle pulls: 0835 Black 9211 Nickel 7 Options, if selected (see below) <p>▶ See <i>Surface Materials</i>, page 365.</p>

Options	Price	Required to Specify		
Top	• 1 3/8"-thick top	+\$ 98	Add suffix T to the style number.	
Surface Materials	High-Pressure Laminate worksurfaces	• Open Line laminate	+\$ 65 plus cost of laminate	▶ See <i>Surface Materials Reference Manual</i> .
Pulls	• Ledge pulls: 7207 Black	+\$ 26	Specify with 7207 Black ledge pulls.	
	• Ledge pulls: 4799 Platinum	+\$ 32	Specify with 4799 Platinum ledge pulls.	
Lock	• Lock face ring(s) with plastic plug(s) to accommodate lock cylinder(s): 9250 Ember Chrome	+\$121	Specify with 9250 Ember Chrome lock.	
	• Lock face ring(s) with plastic plug(s) to accommodate lock cylinder(s): 9201 Polished Chrome	+\$121	Specify with 9201 Polished Chrome lock. <i>Tip: Remember to specify lock cylinder and key.</i>	
			▶ <i>Lock Cylinders</i> , page 577	

Specification Information

Dimensions	Style Number	Base Price	Style Number	Base Price
D W H				
Low-Pressure Laminate Top				
With Two Doors				
15 1/16" 36" 21 1/2"	TS5T LSD36	\$545		
15 1/16" 42" 21 1/2"	TS5T LSD42	\$614		
With Three Doors				
15 1/16" 48" 21 1/2"	TS5T LSD48	\$684		
With Four Doors				
15 1/16" 60" 21 1/2"	TS5T LSD60	\$827		
15 1/16" 66" 21 1/2"	TS5T LSD66	\$896		
15 1/16" 72" 21 1/2"	TS5T LSD72	\$968		
High-Pressure Laminate Top				
With Two Doors				
	TS5H LSD36	\$ 612		
	TS5H LSD42	\$ 681		
With Three Doors				
	TS5H LSD48	\$ 751		
With Four Doors				
	TS5H LSD60	\$ 925		
	TS5H LSD66	\$ 994		
	TS5H LSD72	\$1066		



Lower Storage Cabinets Without Doors

Lower Storage Cabinets
Without Doors

SIN 711.2

Tip: Standard worksurfaces are 1 1/8" thick. However, the actual thickness between Low-Pressure Laminate (LPL) and High-Pressure Laminate (HPL) worksurfaces is slightly different. It is recommended that only worksurfaces of the same type are specified in a given application. In addition, there may be sheen or texture differences when using LPL and HPL in adjacent applications. Please use caution when mixing and matching different worksurface types.

Standard Includes	Required to Specify
<ul style="list-style-type: none"> ▶ Need help? See <i>Wood Caseloads and Tables Specification Guide</i> for product details. • 1 1/8"-thick top: Low-Pressure Laminate or High-Pressure Laminate • Lower storage cabinet: Low-Pressure Laminate • 3 mm radius profile edge on front edge: plastic • 1 mm side and back edges: plastic default to match top • One bottom fixed shelf • Four adjustable-height legs: brushed aluminum • Shipped fully assembled 	<ol style="list-style-type: none"> 1 Style number 2 Low-Pressure Laminate or High-Pressure Laminate color number for top 3 Plastic edge band color number for worksurface 4 Low-Pressure Laminate color number for lower storage cabinet 5 Options, if selected (see below) <p>▶ See <i>Surface Materials</i>, page 365.</p>

Options	Price	Required to Specify
Top	• 1 3/8"-thick top	+\$98
Surface Materials	High-Pressure Laminate worksurfaces	
	• Open Line laminate	+\$65 plus cost of laminate
		▶ See <i>Surface Materials Reference Manual</i> .

Specification Information

Dimensions			Style Number	Base Price	Style Number	Base Price
D	W	H				

Low-Pressure Laminate Top

With One Compartment

15 1/16"	36"	21 1/2"	TS5TLS36	\$401
15 1/16"	42"	21 1/2"	TS5TLS42	\$472

With Two Compartments

15 1/16"	48"	21 1/2"	TS5TLS48	\$545
15 1/16"	60"	21 1/2"	TS5TLS60	\$684
15 1/16"	66"	21 1/2"	TS5TLS66	\$756
15 1/16"	72"	21 1/2"	TS5TLS72	\$827

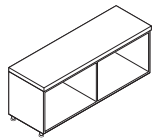
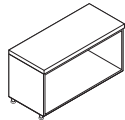
High-Pressure Laminate Top

With One Compartment

TS5HLS36	\$468
TS5HLS42	\$539

With Two Compartments

TS5HLS48	\$612
TS5HLS60	\$782
TS5HLS66	\$854
TS5HLS72	\$925



18"W Towers

SIN 711.2



Tip: Top is available in Low-Pressure Laminates only.

Tip: The optional 1 3/8"-thick top will add 3/8" to the overall height of the tower, making it 66 3/8"H.

Tip: The optional lock is located in the upper corner of the door above the pull. Optional lock is also located in the upper right-hand corner of the top file drawer.

Standard Includes		Required to Specify
<ul style="list-style-type: none"> ▶ Need help? See <i>Wood Caseloads and Tables Specification Guide</i> for product details. 	<ul style="list-style-type: none"> • 1"-thick top: Low-Pressure Laminate • Tower: Low-Pressure Laminate • Drawer and door front: Low-Pressure Laminate • Edge band: plastic - default to match top • Handle pulls: 0835 Black or 9211 Nickel • Door and one adjustable and one fixed shelf above • Two file drawers below • Full-extension, heavy-duty ball-bearing drawer suspensions • Drawer interior: black laminate only • File drawers to accommodate front-to-back or side-to-side filing of letter-size hanging file folder frames or side-to-side filing of legal-size hanging file folder frames • Adjustable leveling glides • Shipped fully assembled 	<ol style="list-style-type: none"> 1 Style number 2 Low-Pressure Laminate color number for top 3 Low-Pressure Laminate color number for tower 4 Low-Pressure Laminate color number for drawer and door front 5 Paint color number for handle pulls: 0835 Black, 9211 Nickel 6 Options, if selected (see below) <p>▶ See <i>Surface Materials</i>, page 365.</p>

Options	Price	Required to Specify
Top	• 1 3/8"-thick top +\$ 98	Add suffix T to the style number.
Pulls	• Ledge pulls: 7207 Black +\$ 26 • Ledge pulls: 4799 Platinum +\$ 32	Specify with <i>7207 Black ledge pulls</i> . Specify with <i>4799 Platinum ledge pulls</i> .
Lock	• Lock face rings with plastic plugs to accommodate lock cylinders: 9250 Ember Chrome +\$121 • Lock face rings with plastic plugs to accommodate lock cylinders: 9201 Polished Chrome +\$121	Specify with <i>9250 Ember Chrome lock</i> . Specify with <i>9201 Polished Chrome lock</i> . Tip: Remember to specify lock cylinder and key. ▶ <i>Lock Cylinders</i> , page 577

Specification Information		
Dimensions	Style	Base
D W H	Number	Price
:	:	:
:	:	:

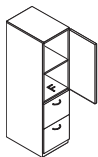
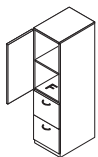
Low-Pressure Laminate Top

Hinged Left

24"	18"	66"	TS5TLTL1824	\$1277
-----	-----	-----	--------------------	--------

Hinged Right

24"	18"	66"	TS5LTR1824	\$1277
-----	-----	-----	-------------------	--------

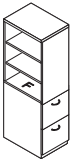


F=Fixed shelf

18"W Tower with Side Access

18"W Tower
with Side Access

SIN 711.2



F=Fixed shelf

Tip: Top is available in Low-Pressure Laminates only.

Tip: Top section with shelves can be rotated so shelves are located on left- or right-hand side.

Tip: The optional 1 3/8"-thick top will add 3/8" to the overall height of the tower, making it 66 3/8"H.

Tip: The optional lock is located in the upper right-hand corner of the top file drawer.

Standard Includes		Required to Specify
<ul style="list-style-type: none"> ▶ Need help? See <i>Wood Caseloads and Tables Specification Guide</i> for product details. 	<ul style="list-style-type: none"> • 1"-thick top: Low-Pressure Laminate • Tower: Low-Pressure Laminate • Drawer front: Low-Pressure Laminate • Edge band: plastic - default to match top • Handle pulls: 0835 Black or 9211 Nickel • Two adjustable shelves and one fixed shelf above • Two file drawers below • Full-extension, heavy-duty ball-bearing drawer suspensions • Drawer interior: black laminate only • File drawers to accommodate front-to-back or side-to-side filing of letter-size hanging file folder frames or side-to-side filing of legal-size hanging file folder frames • Adjustable leveling glides • Shipped ready to assemble 	<ol style="list-style-type: none"> 1 Style number 2 Low-Pressure Laminate color number for top 3 Low-Pressure Laminate color number for tower 4 Low-Pressure Laminate color number for drawer and door front 5 Paint color number for handle pulls: 0835 Black, 9211 Nickel 6 Options, if selected (see below) <p>▶ See <i>Surface Materials</i>, page 365.</p>

Options	Price	Required to Specify
Top	<ul style="list-style-type: none"> • 1 3/8"-thick top 	+\$ 98 Add suffix T to the style number.
Pulls	<ul style="list-style-type: none"> • Ledge pulls: 7207 Black • Ledge pulls: 4799 Platinum 	+\$ 26 +\$ 32 Specify with <i>7207 Black ledge pulls</i> . Specify with <i>4799 Platinum ledge pulls</i> .
Lock	<ul style="list-style-type: none"> • Lock face rings with plastic plugs to accommodate lock cylinders: 9250 Ember Chrome • Lock face rings with plastic plugs to accommodate lock cylinders: 9201 Polished Chrome 	+\$121 +\$121 Specify with <i>9250 Ember Chrome lock</i> . Specify with <i>9201 Polished Chrome lock</i> . <i>Tip: Remember to specify lock cylinder and key.</i> ▶ <i>Lock Cylinders</i> , page 577

Specification Information

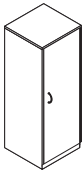
Dimensions	Style	Base
D W H	Number	Price
:	:	:
:	:	:

Low-Pressure Laminate Top

24"	18"	66"	TS5TL0L1824	\$1277
:	:	:	:	:

24"W Towers

SIN 711.2



Tip: Top is available in Low-Pressure Laminates only.

Tip: The optional 1³/₈"-thick top will add 3/₈" to the overall height of the tower, making it 48³/₈"H or 66³/₈"H.

Tip: The optional lock is located in the upper corner of the door above the pull.

Standard Includes	Required to Specify
-------------------	---------------------

- | | | |
|--|---|---|
| <ul style="list-style-type: none"> ▶ Need help? See <i>Wood Caseloads and Tables Specification Guide</i> for product details. | <ul style="list-style-type: none"> • 1"-thick top: Low-Pressure Laminate • Tower: Low-Pressure Laminate • Door front: Low-Pressure Laminate • Edge band: black plastic • Handle pull on door: 0835 Black or 9211 Nickel • Full-height door • Wardrobe cabinet at hinged side • Two adjustable shelves and one fixed shelf above and one personal drawer and one file drawer below in 48"H towers • Two adjustable shelves and one fixed shelf above and two file drawers below in 66"H towers • Full-extension, heavy-duty ball-bearing drawer suspensions • Drawer interior: black laminate only • File drawers to accommodate front-to-back or side-to-side filing of letter-size hanging file folder frames or side-to-side filing of legal-size hanging file folder frames • Coat rod: black only • Adjustable leveling glides • Shipped fully assembled | <ul style="list-style-type: none"> 1 Style number 2 Low-Pressure Laminate color number for top 3 Low-Pressure Laminate color number for tower 4 Low-Pressure Laminate color number for door front 5 Paint color number for handle pull: 0835 Black, 9211 Nickel 6 Options, if selected (see below) ▶ See <i>Surface Materials</i>, page 365. |
|--|---|---|

Options	Price	Required to Specify
---------	-------	---------------------

Top	• 1 ³ / ₈ "-thick top	+\$ 98	Add suffix T to the style number.
Pulls	• Ledge pulls: 7207 Black • Ledge pulls: 4799 Platinum	+\$ 26 +\$ 32	Specify with <i>7207 Black ledge pulls</i> . Specify with <i>4799 Platinum ledge pulls</i> .
Lock	• Lock face ring with plastic plug to accommodate lock cylinder: 9250 Ember Chrome • Lock face ring with plastic plug to accommodate lock cylinder: 9201 Polished Chrome	+\$121 +\$121	Specify with <i>9250 Ember Chrome lock</i> . Specify with <i>9201 Polished Chrome lock</i> . Tip: Remember to specify lock cylinder and key. ▶ <i>Lock Cylinders</i> , page 577

Specification Information

Dimensions	Style Number	Base Price
D W H	Number	Price

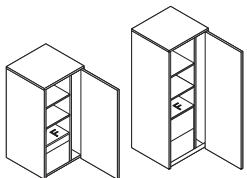
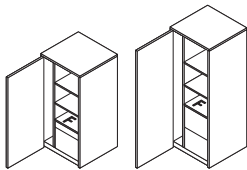
Low-Pressure Laminate Top

Hinged Left

24"	24"	48"	TS5TLTWL48	\$1133
24"	24"	66"	TS5TLTL2424	\$1413

Hinged Right

24"	24"	48"	TS5TLTWR48	\$1133
24"	24"	66"	TS5TLTR2424	\$1413

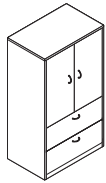


F=Fixed shelf

36"W Storage Cabinet with Lateral File Drawers

36"W Storage Cabinet with Lateral File Drawers

SIN 711.2

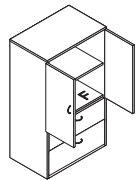


Tip: Top is only available in Low-Pressure Laminates.

Tip: The optional 1 3/8"-thick top will add 3/8" to the overall height of the storage cabinet, making it 66 3/8"H.

Tip: The optional lock is located in the upper left corner of the right-hand door. Optional lock is also located in the upper right-hand corner of the top file drawer.

Tip: Recommended load limit for shelves is 50 pounds. Thicker shelves are available through Specials to support heavy load conditions.



F=Fixed shelf

Standard Includes		Required to Specify
<ul style="list-style-type: none"> ▶ Need help? See <i>Wood Caseloads and Tables Specification Guide</i> for product details. 	<ul style="list-style-type: none"> 1"-thick top: Low-Pressure Laminate Tower: Low-Pressure Laminate Drawer and door front: Low-Pressure Laminate Edge band: black plastic Handle pulls: 0835 Black or 9211 Nickel Double doors with one fixed shelf and one adjustable shelf above Two lateral file drawers below Full-extension, heavy-duty ball-bearing lateral file drawer suspensions Drawer interior: black laminate only Lateral file drawers accommodate front-to-back filing of letter-size hanging file folder frames and side-to-side filing of legal-size hanging file folder frames Adjustable leveling glides Shipped fully assembled 	<ol style="list-style-type: none"> Style number Low-Pressure Laminate color number for top Low-Pressure Laminate color number for storage cabinet Low-Pressure Laminate color number for drawer and door front Paint color number for handle pulls: 0835 Black, 9211 Nickel Options, if selected (see below) <p>▶ See <i>Surface Materials</i>, page 365.</p>

Options	Price	Required to Specify
Top	<ul style="list-style-type: none"> 1 3/8"-thick top 	+\$ 98
Pulls	<ul style="list-style-type: none"> Ledge pulls: 7207 Black Ledge pulls: 4799 Platinum 	<ul style="list-style-type: none"> +\$ 26 +\$ 32
Lock	<ul style="list-style-type: none"> Lock face rings with plastic plugs to accommodate lock cylinders: 9250 Ember Chrome Lock face rings with plastic plugs to accommodate lock cylinders: 9201 Polished Chrome 	<ul style="list-style-type: none"> +\$121 +\$121

Add suffix **T** to the style number.
 Specify with *7207 Black ledge pulls*. Specify with *4799 Platinum ledge pulls*.
 Specify with *9250 Ember Chrome lock*.
 Specify with *9201 Polished Chrome lock*.
 Tip: Remember to specify lock cylinder and key.
 ▶ *Lock Cylinders*, page 577

Specification Information		
Dimensions	Style	Base
D W H	Number	Price

Low-Pressure Laminate Top				
24"	36"	66"	TS5TLLC2436	\$1805

Currency

Bookcases

SIN 711.2

Tip: Top is available in Low-Pressure Laminates only.

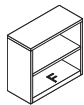
Standard Includes	Required to Specify
<ul style="list-style-type: none"> ▶ Need help? See <i>Wood Caseloads and Tables Specification Guide</i> for product details. • 1 1/8"-thick top on 28 1/2"H bookcase: Low-Pressure Laminate or High-Pressure Laminate • 1"-thick top on 66"H and 72"H bookcase: Low-Pressure Laminate • Bookcase: Low-Pressure Laminate • 3 mm radius profile edge on user's side: plastic • 1 mm side and back edges: plastic default to match user's side • Edge band on 66"H and 72"H bookcase: black plastic • Adjustable shelves • Shipped fully assembled 	<ol style="list-style-type: none"> 1 Style number 2 Low-Pressure Laminate or High-Pressure Laminate color number for top on 28 1/2"H bookcase or Low-Pressure Laminate color for top on 66"H and 72"H bookcase, as applicable 3 Plastic edge band color number for worksurface 4 Low-Pressure Laminate color number for bookcase 5 Options, if selected (see below) <p>▶ See <i>Surface Materials</i>, page 365.</p>

Tip: The optional 1 3/8"-thick top will add 1/4" to the overall height of the bookcases, making it 28 3/4"H or 3 3/8" to the overall height of the bookcases, making it 66 1/4"H and 72 1/4"H.

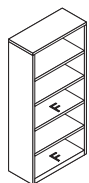
Options	Price	Required to Specify
Top <ul style="list-style-type: none"> • 1 3/8"-thick top 	+ \$98	Add suffix T to the style number.
Surface Materials <ul style="list-style-type: none"> • High-Pressure Laminate worksurfaces • Open Line laminate 	+ \$65 plus cost of laminate	▶ See <i>Surface Materials Reference Manual</i> .

Specification Information

Dimensions D W H	Style Number	Base Price	Style Number	Base Price
Low-Pressure Laminate Top With One Adjustable Shelf			High-Pressure Laminate Top With One Adjustable Shelf	
15 3/16" 36" 28 1/2"	TS5TLBK3628	\$397	TS5HLBK3628	\$464



Tip: Plastic edge band selectable on 28 1/2" high bookcase top only.



F=Fixed shelf



Tip: Recommended load limit for shelves is 50 pounds. Thicker shelves are available through *Specials* to support heavy load conditions.

Dimensions D W H	Style Number	Base Price
Low-Pressure Laminate Top With Four Adjustable Shelves		
15 3/16" 36" 66"	TS5TLBK3666	\$578
15 3/16" 36" 72"	TS5TLBK3672	\$651
Extra Shelf		
14 1/2" 34" 1"	TS5LBS36	\$ 74

Quarter Bookcases

SIN 711.2

Currency

Tip: Top is available in Low-Pressure Laminates only.

Standard Includes	Required to Specify
<ul style="list-style-type: none"> ▶ Need help? See <i>Wood Caseloads and Tables Specification Guide</i> for product details. • 1 1/8"-thick top on 28 1/2"H bookcase: Low-Pressure Laminate or High-Pressure Laminate • 1"-thick top on 66"H bookcase: Low-Pressure Laminate • Bookcase: Low-Pressure Laminate • 3 mm radius profile edge on 28 1/2"H bookcase user's side: plastic • 1 mm side and back edges 28 1/2"H bookcase: plastic default to match user's side • Fixed shelves • Attachment hardware for 66"H bookcases only • Shipped fully assembled 	<ol style="list-style-type: none"> Style number Low-Pressure Laminate or High-Pressure Laminate color number for top on 28 1/2"H bookcase or Low-Pressure Laminate color for top on 66"H bookcase, as applicable Plastic edge band color number for worksurface Low-Pressure Laminate color number for bookcase Options, if selected (see below) <p>▶ See <i>Surface Materials</i>, page 365.</p>

Tip: The optional 1 3/8"-thick top will add 1/4" to the overall height of the bookcases, making it 28 3/4"H or 3 5/8" to the overall height of the bookcases, making it 66 3/8"H.

Options	Price	Required to Specify
Top <ul style="list-style-type: none"> • 1 3/8"-thick top 	+\$98	Add suffix T to the style number.
Surface Materials <ul style="list-style-type: none"> • High-Pressure Laminate worksurfaces • Open Line laminate 	+\$65 plus cost of laminate	▶ See <i>Surface Materials Reference Manual</i> .

Specification Information

Dimensions	Style	Base	Style	Base
D W H	Number	Price	Number	Price

Low-Pressure Laminate Top

Left Hand, with Two Fixed Shelves

24"	24"	28 1/2"	TS5TLQL2428	\$506
-----	-----	---------	--------------------	-------

Right Hand, with Two Fixed Shelves

24"	24"	28 1/2"	TS5TLQR2428	\$506
-----	-----	---------	--------------------	-------

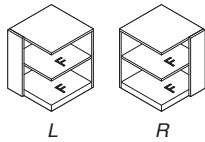
High-Pressure Laminate Top

Left Hand, with Two Fixed Shelves

			TS5HLQL2428	\$573
--	--	--	--------------------	-------

Right Hand, with Two Fixed Shelves

			TS5HLQR2428	\$573
--	--	--	--------------------	-------



Tip: Plastic edge band selectable on 28 1/2" high bookcase top only.

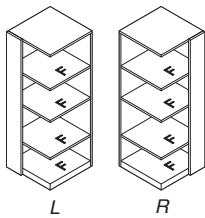
Low-Pressure Laminate Top

Left Hand, with Four Fixed Shelves

24"	24"	66"	TS5TLQL2466	\$738
-----	-----	-----	--------------------	-------

Right Hand, with Four Fixed Shelves

24"	24"	66"	TS5TLQR2466	\$738
-----	-----	-----	--------------------	-------

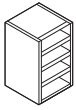


F=Fixed shelf

Tip: 66"H quarter bookcases must be attached to another component. They cannot be freestanding.

Corner Shelf Unit

SIN 711.2



Tip: All shelves are fixed.

Standard Includes	Required to Specify
-------------------	---------------------

- | | | |
|--|--|---|
| <ul style="list-style-type: none"> ▶ Need help? See <i>Wood Caseloads and Tables Specification Guide</i> for product details. | <ul style="list-style-type: none"> • Corner shelf unit: Low-Pressure Laminate | <ul style="list-style-type: none"> 1 Style number 2 Low-Pressure Laminate color number for corner shelf unit ▶ See <i>Surface Materials</i>, page 365. |
|--|--|---|

Specification Information				
• Dimensions			• Style	• Price
D	W	H	Number	

12½"	12½"	19¾"	TS5LCSU	\$218
:	:	:	:	:

Low-Pressure Laminate Top

12½"	12½"	19¾"	TS5LCSU	\$218
:	:	:	:	:

Mobile Carts

SIN 711.2

Standard Includes	Required to Specify
<ul style="list-style-type: none"> ▶ Need help? See <i>Wood Caseloads and Tables Specification Guide</i> for product details. • Mobile cart: Low-Pressure Laminate • Drawer and door front: Low-Pressure Laminate • Handle pulls: 0835 Black or 9211 Nickel • Casters: black only • Shipped fully assembled 	<ol style="list-style-type: none"> 1 Style number 2 Low-Pressure Laminate color number for mobile cart 3 Low-Pressure Laminate color number for drawer and door front 4 Paint color number for handle pull: 0835 Black, 9211 Nickel 5 Options, if selected (see below) <p>▶ See <i>Surface Materials</i>, page 365.</p>

Options	Price	Required to Specify
Pulls <ul style="list-style-type: none"> • Ledge pulls: 7207 Black • Ledge pulls: 4799 Platinum 	+\$ 26 +\$ 32	Specify with 7207 Black ledge pulls. Specify with 4799 Platinum ledge pulls.
Lock <ul style="list-style-type: none"> • Lock face ring with plastic plug to accommodate lock cylinder: 9250 Ember Chrome • Lock face ring with plastic plug to accommodate lock cylinder: 9201 Polished Chrome 	+\$121 +\$121	Specify with 9250 Ember Chrome lock. Specify with 9201 Polished Chrome lock. <i>Tip: Remember to specify lock cylinder and key.</i> ▶ Lock Cylinders, page 577

Tip: The optional lock is located in the upper right-hand corner of the file drawer.

Specification Information

Dimensions	Style Number	Base Price
D W H		

Low-Pressure Laminate Top

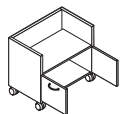
Mobile Cart Without Doors, Open

19 ³ / ₈ "	30"	25 ³ / ₈ "	TS5LMC1830	\$ 965
----------------------------------	-----	----------------------------------	-------------------	--------



Mobile Cart with Doors

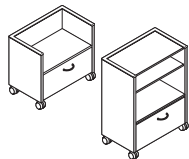
20 ³ / ₁₆ "	30"	25 ³ / ₈ "	TS5LMCD1830	\$1035
-----------------------------------	-----	----------------------------------	--------------------	--------



Mobile Cart with Lateral File Drawer

20 ³ / ₁₆ "	30"	25 ³ / ₈ "	TS5LMCW1830	\$1206
-----------------------------------	-----	----------------------------------	--------------------	--------

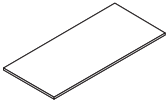
20 ³ / ₁₆ "	30"	42 ⁵ / ₁₆ "	TS5LMCW1842	\$1483
-----------------------------------	-----	-----------------------------------	--------------------	--------



Rectangular Table Tops

Used as Return

SIN 711.2



Tip: Reinforcing channel, (TSATRC57 or TSATRC72), ordered separately, must be used with tops larger than 60"W for 60"W or more of unsupported kneespace. See page 411.

Tip: Standard worksurfaces are 1 1/8" thick. However, the actual thickness between Low-Pressure Laminate (LPL) and High-Pressure Laminate (HPL) worksurfaces is slightly different. It is recommended that only worksurfaces of the same type are specified in a given application. In addition, there may be sheen or texture differences when using LPL and HPL in adjacent applications. Please use caution when mixing and matching different worksurface types.

Standard Includes		Required to Specify
<ul style="list-style-type: none"> Need help? See <i>Wood Caseloads and Tables Specification Guide</i> for product details. 	<ul style="list-style-type: none"> 1 1/8"-thick table top: Low-Pressure Laminate or High-Pressure Laminate 3 mm radius profile edge on user's side: plastic 1 mm on sides and back edge: plastic default to match user's side Shipped ready to assemble 	<ol style="list-style-type: none"> Style number Low-Pressure Laminate or High-Pressure Laminate color number for top Plastic edge band color number for worksurface Options, if selected (see below) <p>See <i>Surface Materials</i>, page 365.</p>

Options	Price	Required to Specify
Top <ul style="list-style-type: none"> 1 3/8"-thick top 	+\$98	Add suffix T to the style number.
Surface Materials <ul style="list-style-type: none"> High-Pressure Laminate worksurfaces Open Line laminate 	+\$65 plus cost of laminate	See <i>Surface Materials Reference Manual</i> .
Related Products <ul style="list-style-type: none"> Mobile pedestals Table legs and supports Grommet package Center drawer Keyboard shelf 		<ul style="list-style-type: none"> Page 337 Page 359 Page 362 Page 363 Page 363

Specification Information						
Dimensions			Style	Base	Style	Base
D	W	H	Number	Price	Number	Price
Low-Pressure Laminate Top						
24"	42"	1 1/8"	TS5TLTD2442	\$175		
24"	48"	1 1/8"	TS5TLTD2448	\$200		
24"	60"	1 1/8"	TS5TLTD2460	\$251		
24"	66"	1 1/8"	TS5TLTD2466	\$271		
24"	72"	1 1/8"	TS5TLTD2472	\$281		
30"	60"	1 1/8"	TS5TLTD3060	\$286		
30"	66"	1 1/8"	TS5TLTD3066	\$308		
30"	72"	1 1/8"	TS5TLTD3072	\$336		
36"	72"	1 1/8"	TS5TLTD3672	\$466		
High-Pressure Laminate Top						
			TS5HLTD2442	\$242		
			TS5HLTD2448	\$267		
			TS5HLTD2460	\$349		
			TS5HLTD2466	\$369		
			TS5HLTD2472	\$379		
			TS5HLTD3060	\$384		
			TS5HLTD3066	\$406		
			TS5HLTD3072	\$434		
			TS5HLTD3672	\$564		

Table Legs and Supports

SIN 711.2

Post Leg



Tip: 7278 Dark Bronze is not available on post leg.

Standard Includes		Required to Specify
<ul style="list-style-type: none"> Need help? See <i>Wood Caseloads and Tables Specification Guide</i> for product details. 	<ul style="list-style-type: none"> Post leg: paint price group 1 1" adjustable glides Attachment hardware 	<ul style="list-style-type: none"> 1 Style number 2 Paint color number for leg 3 Options, if selected (see below) ▶ See <i>Surface Materials</i>, page 365.

Options	Price	Required to Specify
Surface Materials	<ul style="list-style-type: none"> Paint price group 1 Paint price group 2 Paint price group 3 	<ul style="list-style-type: none"> No cost +\$12 +\$23
		<ul style="list-style-type: none"> Specify paint color number. Specify paint color number. Specify paint color number.

Specification Information		
Height	Style Number	Base Price
27 ³ / ₈ "	TSATP27	\$117

Square Legs

Standard Includes		Required to Specify
<ul style="list-style-type: none"> Need help? See <i>Wood Caseloads and Tables Specification Guide</i> for product details. 	<ul style="list-style-type: none"> Square legs: paint price group 1 Adjustable leveling glides Shipped ready to assemble 	<ul style="list-style-type: none"> 1 Style number 2 Paint color number for legs 3 Options, if selected (see below) ▶ See <i>Surface Materials</i>, page 365.

Options	Price	Required to Specify
Surface Materials	<ul style="list-style-type: none"> Paint price group 1 Paint price group 2 for package of two Paint price group 2 for 16"H and 19"H package of four Paint price group 2 for 27³/₈"H package of four 	<ul style="list-style-type: none"> No cost +\$20 +\$16 +\$41
		<ul style="list-style-type: none"> Specify paint color number. Specify paint color number. Specify paint color number.

Specification Information				
Dimensions			Style Number	Base Price
D	W	H		

Package of Two

2"	2"	27 ³ / ₈ "	TS5LMSQL272	\$226
----	----	----------------------------------	--------------------	-------

Package of Four

2"	2"	16"	TS5ASQL164	\$441
2"	2"	19"	TS5ASQL194	\$467
2"	2"	27 ³ / ₈ "	TS5LMSQL274	\$452

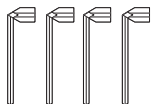
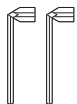


Table Legs and Supports, continued

SIN 711.2

Column Leg



Standard Includes	Required to Specify
<ul style="list-style-type: none"> ▶ Need help? See <i>Wood Caseloads and Tables Specification Guide</i> for product details. • Column leg: paint price group 1 • Adjustable leveling glides • Shipped ready to assemble 	<ul style="list-style-type: none"> 1 Style number 2 Paint color number for column leg 3 Options, if selected (see below) ▶ See <i>Surface Materials</i>, page 365.

Options	Price	Required to Specify
Surface Materials <ul style="list-style-type: none"> • Paint price group 1 • Paint price group 2 	No cost +\$44	Specify paint color number. Specify paint color number.

Specification Information					
• Dimensions			• Style	• Base	
D	W	H	Number	Price	
6"	6"	27 ³ / ₈ "	TS5LMR6L27	\$188	
:	:	:	:	:	

Supports

Standard Includes	Required to Specify
<ul style="list-style-type: none"> ▶ Need help? See <i>Wood Caseloads and Tables Specification Guide</i> for product details. • Worksurface support: black paint 	Style number

Specification Information			
• Dimensions		• Style	• Price
D	W	Number	Price
:	:	:	:

In-Line Support Plates



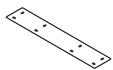
14"D	TSATPL14	\$ 63
20"D	TSATPL20	\$ 63
:	:	:

Package of Six Tie Plates for Side-by-Side Worksurfaces

7"L	TSATTIE	\$ 92
:	:	:

Reinforcing Channels

39"W	TSATRC39	\$ 44
57"W	TSATRC57	\$ 47
72"W	TSATRC72	\$107
:	:	:



Worksurface-Height Power and Communication Access

SIN 711.2

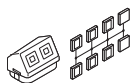
Worksurface-Mounted Receptacle Package



Standard Includes	Required to Specify
<ul style="list-style-type: none"> ▶ Need help? See <i>Wood Caseloads and Tables Specification Guide</i> for product details. • Package of three • Duplex receptacles: black plastic only • 9' cord with three-prong plug: black plastic only 	Style number

Specification Information	
• Style Number	• Price
TSAERPW	\$162

Worksurface-Mounted Communication Module Package



Tip: Many of the AMP, AT&T, Krone, Leviton, and other commercially available data terminals can be used—terminals must be of a design that will snap into 0.695 x 0.650, 0.590 x 0.790, or 0.590 x 0.750 openings, in 0.064 maximum thick face plates.

Tip: Order jacks by calling any of the manufacturers listed below:

- AMP Corporation
1.800.522.6752
- Leviton
1.800.722.2082
- Lucent
1.800.344.0223
- Krone
1.800.775.5766
- Punduit
1.800.777.3300

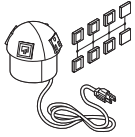
Standard Includes	Required to Specify
<ul style="list-style-type: none"> ▶ Need help? See <i>Wood Caseloads and Tables Specification Guide</i> for product details. • Package of three • Communication housing includes face plates to accommodate customer-supplied voice/data jacks: black plastic only 	Style number

Specification Information	
• Style Number	• Price
TSAERDW	\$101

Worksurface-Height Power and Communication Access, continued

SIN 711.2

Worksurface-Mounted Power and Communication Sphere



Tip: Sphere is field installed. Use 3"-diameter drill to cut mounting hole at desired location.

Tip: Order jacks by calling any of the manufacturers listed below:

- AMP Corporation
1.800.522.6752
- Leviton
1.800.722.2082
- Lucent
1.800.344.0223
- Krone
1.800.775.5766
- Panduit
1.800.777.3300

Standard Includes	Required to Specify
<ul style="list-style-type: none"> ▶ Need help? See <i>Wood Caseloads and Tables Specification Guide</i> for product details. • Sphere with two simplex electrical outlets: black plastic • Face plates to accommodate two customer-supplied voice/data jacks: black plastic • 6' power cord with three-prong plug: black plastic 	Style number

Specification Information

•Style Number	•Price
PTDMGB3	\$237
·	·

Grommet Package



Standard Includes	Required to Specify
<ul style="list-style-type: none"> ▶ Need help? See <i>Wood Caseloads and Tables Specification Guide</i> for product details. • Package of 10 grommets: black plastic 	Style number

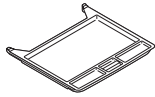
Specification Information

•Style Number	•Price
TSAEGROM	\$49
·	·

Accessories

SIN 711.2

Center Drawer



Tip: Inside depth does not include pencil tray. Depth is 14⁷/₈" when pencil tray is included in dimensions.

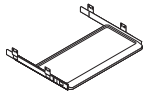
Standard Includes	Required to Specify
-------------------	---------------------

- | | | |
|--|---|---------------------|
| <ul style="list-style-type: none"> ▶ Need help? See <i>Wood Casegoods and Tables Specification Guide</i> for product details. | <ul style="list-style-type: none"> • Center drawer: black plastic • Attachment hardware | <p>Style number</p> |
|--|---|---------------------|

Specification Information				
• Dimensions			• Style	• Price
D	W	H	Number	

19"	21 ¹ / ₄ "	1 ³ / ₄ "	TS130TLCWD	\$79
-----	----------------------------------	---------------------------------	-------------------	------

Keyboard Shelf



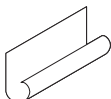
Standard Includes	Required to Specify
-------------------	---------------------

- | | | |
|--|---|---------------------|
| <ul style="list-style-type: none"> ▶ Need help? See <i>Wood Casegoods and Tables Specification Guide</i> for product details. | <ul style="list-style-type: none"> • Pull-out keyboard shelf: black plastic • Attachment hardware | <p>Style number</p> |
|--|---|---------------------|

Specification Information				
• Dimensions			• Style	• Price
D	W	H	Number	

10 ³ / ₄ "	20 ¹ / ₄ "	2 ³ / ₄ "	TS121KBS	\$128
----------------------------------	----------------------------------	---------------------------------	-----------------	-------

Worksurface Wire Clip



Standard Includes	Required to Specify
-------------------	---------------------

- | | |
|--|---------------------|
| <ul style="list-style-type: none"> • Package of five worksurface wire clips: black textured plastic • Adhesive tape attachment | <p>Style number</p> |
|--|---------------------|

Specification Information				
• Dimensions			• Style	• Price
D	W	H	Number	

2 ³ / ₈ "	3 ¹ / ₂ "	1 ¹ / ₈ "	TS5LWC5	\$22
---------------------------------	---------------------------------	---------------------------------	----------------	------

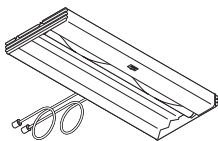
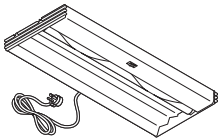
Standard Shelf Lights

SIN 711.1

Tip: Daisy chaining is not allowed in New York City or Chicago. Local electrical codes vary, so you should consult a qualified electrical contractor or engineer for proper installation of all electrical equipment.

Tip: Because shelf lights are usually recessed, black is the standard paint color. Paint colors other than black have an upcharge.

Tip: If an optional paint color is selected for the housing, the electrical switches and end caps will remain black plastic.



Standard Includes	Required to Specify
<ul style="list-style-type: none"> ▶ Need help? See <i>Wood Casegoods and Tables Specification Guide</i> for product details. • Light housing with centered on-off switch: black paint • End cap cord managers: black plastic only • Cords: <ul style="list-style-type: none"> — 9-foot cord with three-prong plug at 45° angle: black plastic only — One 30" and one 48" cord with modular connectors for daisy chaining: black plastic only • Contrast sleeve around lamp • Faceted reflector: white only • T8 3500K lamp • Ballast • Universal mounting hardware package 	<ul style="list-style-type: none"> 1 Style number 2 Paint color number, if other than black (see options below) 3 Options, if selected (see below) ▶ See <i>Surface Materials Reference Manual</i>.

Options	Price	Required to Specify
Surface Materials <ul style="list-style-type: none"> • Painted light housing other than black 	+\$22	Specify paint color number for housing. ▶ See <i>Surface Materials Reference Manual</i> .
Bracket Option <ul style="list-style-type: none"> • Competitive mounting package 	No cost	Specify with <i>competitive mounting package</i> .

Specification Information					
Dimensions			Lamp	Style	Base
D	W	H	Wattage	Number	Price
:	:	:	:	:	:

Electronic Ballast

9 1/4"	25"	1 3/4"	17 watts	LSM24K	\$385
9 1/4"	37"	1 3/4"	25 watts	LSM36K	\$409
9 1/4"	49"	1 3/4"	32 watts	LSM48K	\$443

With Chicago Cord, Including Circuit Breaker

9 1/4"	25"	1 3/4"	17 watts	LSM24KC	\$444
9 1/4"	37"	1 3/4"	25 watts	LSM36KC	\$468
9 1/4"	49"	1 3/4"	32 watts	LSM48KC	\$502

With Daisy Chain Cords

9 1/4"	25"	1 3/4"	17 watts	LSM24KD	\$418
9 1/4"	37"	1 3/4"	25 watts	LSM36KD	\$442
9 1/4"	49"	1 3/4"	32 watts	LSM48KD	\$476
:	:	:	:	:	:

Laminate

Steelcase Surfaces

Low-Pressure Laminate

Applies to:

- Worksurfaces
- Tops
- Desks
- Desk shells
- Returns
- Return shells
- Bridges
- D-, P-, rectilinear worksurfaces
- Credenzas
- Pedestals
- Lateral files
- Storage cabinets
- Stacking bookcases
- Overhead storage cabinets
- Towers
- Bookcases
- Mobile carts
- Drawer fronts
- Door fronts
- Corner shelf unit
- 247L Black V2 LPL
- 24L0 Graphite Walnut LPL
- 25L1 Winter on Maple LPL
- 25L5 Virginia Walnut LPL
- 25L6 Blackwood LPL
- 25L8 Clear Walnut LPL
- 25L9 Warm Oak LPL
- 262L Marbled Maple LPL
- 264L Chocolate Walnut LPL
- 267L Marbled Cherry V2 LPL
- 26L1 Natural Cherry V2 LPL
- 2L03 Brushed Silver LPL
- 2L30 Arctic White LPL
- 2L50 Vanadium Fiber LPL
- 2L52 Tungsten Fiber LPL
- 2L83 Seagull LPL
- 2L85 Dune LPL
- 2L09 Clear Maple LPL
- 2LAN Ash Noce LPL
- 2LBN Bisque Noce LPL
- 2LCN Clay Noce LPL
- 2LMG Merle LPL
- 2LSN Storm Noce LPL

Steelcase Surfaces

High-Pressure Laminate

Applies to:

- Worksurfaces
- Tops
- 2406 Clear Cherry
- 2412 Natural Cherry
- 2422 Medium Cherry
- 2503 Brushed Silver
- 2511 Winter on Maple
- 2535 Virginia Walnut
- 2536 Blackwood
- 2538 Clear Walnut
- 2539 Warm Oak
- 2592 Blonde on Maple
- 2612 Marbled Maple
- 2614 Chocolate Walnut
- 2615 Marbled Cherry V2
- 2714 Natural Walnut
- 2722 Cream
- 2730 Arctic White
- 2746 Black
- 2759 Warm White
- 2772 Medium Mahogany on Walnut
- 2811 Mist
- 2820 Coffee
- 2822 Woodrose Speckle
- 2823 Driftwood Speckle
- 2824 Smoke Speckle
- 2825 Vanadium Speckle
- 2850 Vanadium Fiber
- 2851 Rhyme Fiber
- 2852 Tungsten Fiber
- 2854 Vellum Fiber
- 2859 Novell Fiber
- 2860 Granite Fiber
- 2861 Coconut Fiber
- 2862 Stucco Fiber
- 2870 Blonde Bronze Patina
- 2871 Blackened Bronze Patina
- 2873 Instant Iron Patina
- 2883 Seagull
- 2884 Milk
- 2885 Dune
- 2920 Marl Micro
- 2921 Gypsum Micro
- 2922 Clay Micro
- 2923 Shadow Micro
- 2HAN Ash Noce
- 2HAT Acacia
- 2HBN Bisque Noce
- 2HCN Clay Noce
- 2HMG Merle
- 2HSN Storm Noce

Select Surfaces

High-Pressure Laminate

Textured Woodgrain Laminate

- 2TH2 Fawn Cypress
- 2TH3 Weathered Char
- 2TH4 Saddle Oak
- 2TH5 Veranda Teak
- 2TH6 Persian Cherry
- 2TH7 Walnut Heights

Custom Surfaces

Open Line Laminate (OLL)

This service allows you to order non-standard laminate at an additional processing fee of \$65 per worksurface or top, plus the cost of the laminate.

When processing orders for Open Line laminate, specify 2900 in the laminate finish field and enter the OLL manufacturer information. Specify appropriate 2K finish number for the edge finish.

Tip: Standard laminates being used in the Open Line Laminate Program to obtain a different edge detail will be charged the Open Line laminate upcharge; however, no additional charges for the laminate will be applied.

Edge color for the Open Line laminate on turnstone products must be determined by the dealer and customer before orders can be entered. Specify appropriate 2K finish number.

Tip: Standard laminates being used in the Open Line Laminate program to obtain a different edge detail will be charged the Open Line laminate upcharge; however, no additional charges for the laminate will be applied.

Laminate Approval and Material Requirements

To confirm whether a particular laminate has already been tested for use on a specific Steelcase product or to determine material square foot requirements:

- Visit www.steelcase.com

For additional information, refer to the *Steelcase Surface Materials Reference Manual*.

Plastic

Steelcase Surfaces

Applies to:

- Worksurfaces
- Top
- Desks
- Desk shells
- Returns
- Return shells
- Bridges
- D-, P-, rectilinear worksurfaces
- Credenzas
- Lateral files
- Mobile pedestals
- Storage cabinets
- Bookcases
- 6000 Black
- 6001 Coffee
- 6009 Arctic White
- 6034 Natural Cherry
- 6036 Medium Cherry
- 6037 Winter on Maple
- 6038 Blonde on Maple
- 6041 Natural Walnut
- 6045 Medium Mahogany on Walnut
- 6052 Milk
- 6053 Seagull
- 6225 Merle
- 6213 Acacia
- 6231 Graphite Walnut
- 6234 Clear Cherry
- 6237 Clean Maple
- 6242 Virginia Walnut
- 6243 Blackwood
- 6245 Clear Walnut
- 6246 Warm Oak
- 6249 Platinum Solid
- 6615 Grey V5
- 6619 Ice
- 6631 Cream
- 6635 Dawn
- 6636 Mist
- 6654 Sand
- 6655 Warm White
- 6676 Marbled Maple
- 6677 Chocolate Walnut
- 6678 Marbled Cherry
- 6689 Brushed Silver
- 6694 Slate
- 6695 Midnight
- 6697 Fog
- 6698 Fieldstone
- 6703 Ash Wenge
- 6704 Storm Wenge
- 6705 Bisque Wenge
- 6706 Clay Wenge
- 6707 Ash Noce
- 6708 Bisque Noce
- 6709 Clay Noce
- 6710 Storm Noce

Paint

Steelcase Surfaces

Applies to:

- Ledge pulls
- Slatwall screens
- Screen mounting brackets
- 4799 Platinum Metallic
- 7207 Black

Applies to:

- Square legs
- Column leg

Price Group 1

- 7207 Black
- 7225 Sand
- 7241 Arctic White
- 7243 Seagull

Price Group 2

- 4750 Champagne Metallic
- 4798 Sterling Metallic
- 4799 Platinum Metallic
- 7246 Midnight Metallic

Applies to:

- Handle pulls
- 0835 Black
- 9211 Nickel

Applies to:

- Post legs

Price Group 1

- 4242 Milk
- 7207 Black
- 7225 Sand
- 7236 Fog
- 7238 Fieldstone
- 7241 Arctic White
- 7243 Seagull

Price Group 2

- 4743 Mineral Metallic
- 4744 Pearl metallic
- 4750 Champagne Metallic
- 4798 Sterling Metallic
- 4799 Platinum Metallic
- 7245 Carbon Metallic
- 7246 Midnight Metallic

Surface Materials, continued

**Vertical Surface
Fabrics**

Steelcase Surfaces

Applies to:

- Overhead storage cabinet tackboards
- Wall-mounted overhead tackboards

**Kick Standard
Price Group A**

- Lido
- Sprite

Price Group 1

- Abacus
- Alloy
- Bariolage
- Boccie
- Buzz2
- Charm
- Embrasure
- Lapel
- Pianista
- Rhythm
- Tinsel

Price Group 2

- Amiranté
- Ashanti Reverse
- Bouquet
- Cogent: Geode Seating
- Cogent: Geode Vertical
- Cornice
- Flip: Orbit
- Flip: Plain Jane
- Flip: TexHex
- Fresco
- Milano
- Regatta




Price Group 3

- Billiard Multi-Use by Designtex

Select Surfaces

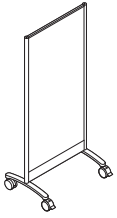
For information on products within Select Surfaces, including accent paints and fabrics from Designtex and Pollack, please refer to the *Surface Materials Reference Manual* or visit www.steelcase.com/surface-materials under the Select Surface section.

Groupwork

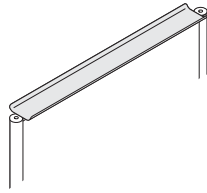
	
Statement of Line	368
	
Specifying	
Screens (SIN 711.2)	370
Marker Trays (SIN 711.2)	372
Mobile Easels (SIN 711.2)	373
	
Surface Materials	374

Statement of Line

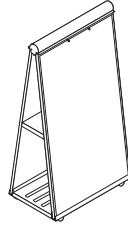
Groupwork



Screens
▶ Page 370



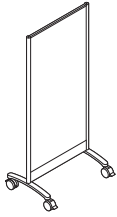
Marker Trays
▶ Page 372



Mobile Easels
▶ Page 373

Screens

SIN 711.2



Tip: Screens must be specified with fabric on both sides, e³ ceramicsteel on both sides, or laminate on both sides.

Tip: e³ ceramicsteel writing surface is magnetic.

Tip: Three-leg base is used when two or more screens are placed next to each other on angles. Four-leg bases can be used next to each other only in a straight configuration.

Tip: 66"H screens are not available with the three-leg base option.

Tip: Levelers have 1/4" adjustment (higher only) and do not slide. If frequent movement is needed, order screen with casters.

Tip: Flip-chart pegs, located 17⁵/₈" apart, are located on only one side of the top cap.

Standard Includes	Required to Specify
-------------------	---------------------

<ul style="list-style-type: none"> ▶ Need help? See <i>Meeting Spaces Specification Guide</i> for product details. 	<ul style="list-style-type: none"> • Tackboard, both sides, if selected: Kick standard fabric price group A • e³ ceramicsteel writing surface, both sides, if selected: 7655 e³ ceramicsteel High Gloss White • Laminate markerboard, both sides, if selected: 2977 White Markerboard Laminate • Frame, top cap, uprights, bottom channel, and four-leg base: paint price group 1 • Four locking casters: black plastic • Attachment hardware • Shipped ready to assemble 	<ol style="list-style-type: none"> 1 Style number 2 Fabric color number, 7655 e³ ceramicsteel High Gloss White, or 2977 White Markerboard Laminate for side 1 3 Fabric color number, 7655 e³ ceramicsteel High Gloss White, or 2977 White Markerboard Laminate for side 2 4 Paint color number for frame 5 Options, if selected (see below) <p>▶ See <i>Surface Materials</i>, page 374.</p>
---	--	---

Options	Price	Required to Specify
---------	-------	---------------------

Surface Materials	<p>Fabric surface on tackboard side</p> <ul style="list-style-type: none"> • Kick standard fabric price group A No cost • Fabric price group 1 +\$ 5 per side • Fabric price group 2 +\$19 per side • Fabric price group 3 +\$30 per side • Fabric price group COM +\$39 per side 	<p>Specify fabric color number.</p> <p>Specify fabric color number.</p> <p>Specify fabric color number.</p> <p>Specify fabric color number.</p> <p>▶ See <i>Understanding Customer's Own Material (COM)</i>, page 188.</p>
	<p>Fabric direction on screens</p> <ul style="list-style-type: none"> • Vertical application +\$ 9 	<p>Specify with <i>vertical application</i>.</p>
	<p>e³ ceramicsteel writing surface</p> <ul style="list-style-type: none"> • e³ ceramicsteel on both sides +\$58 <p>Laminate markerboard</p> <ul style="list-style-type: none"> • 2977 White Markerboard Laminate No cost 	<p>Specify with <i>7655 High Gloss White</i></p> <p>Specify with <i>2977 White Markerboard Laminate</i>.</p>
	<p>Frame and base</p> <ul style="list-style-type: none"> • Paint price group 1 No cost • Paint price group 2 +\$28 	<p>Specify paint color number.</p> <p>Specify paint color number.</p>
Base Levelers	<ul style="list-style-type: none"> • Three-leg base No cost • Three or four levelers No cost 	<p>Specify with <i>three-leg base</i>.</p> <p>Specify with <i>levelers</i>.</p>
Flip-Chart Pegs	<ul style="list-style-type: none"> • Top cap with flip-chart pegs on one side +\$30 	<p>Specify with <i>flip-chart pegs</i>.</p>
Related Products	<ul style="list-style-type: none"> • Marker trays 	<p>▶ Page 372</p>

Specification Information

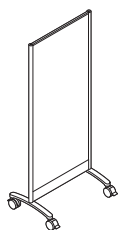
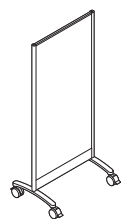
Dimensions			Style	Base
D	W	H	Number	Price

54"H Screens

16"	24"	54"	TS4S2454	\$629
16"	30"	54"	TS4S3054	\$662
16"	36"	54"	TS4S3654	\$691
16"	42"	54"	TS4S4254	\$720
16"	48"	54"	TS4S4854	\$751

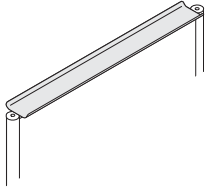
66"H Screens

16"	24"	66"	TS4S2466	\$691
16"	30"	66"	TS4S3066	\$720
16"	36"	66"	TS4S3666	\$751
16"	42"	66"	TS4S4266	\$780
16"	48"	66"	TS4S4866	\$810



Marker Trays

SIN 711.2



Tip: Attachment hardware is included with screen. Tray is affixed to the top cap.

Standard Includes	Required to Specify
-------------------	---------------------

- | | | |
|---|--|---|
| <ul style="list-style-type: none"> ▶ Need help? See <i>Meeting Spaces Specification Guide</i> for product details. | <ul style="list-style-type: none"> • Marker tray: paint price group 1 | <ul style="list-style-type: none"> 1 Style number 2 Paint color number for marker tray 3 Options, if selected (see below) ▶ See <i>Surface Materials</i>, page 374. |
|---|--|---|

Options	Price	Required to Specify
---------	-------	---------------------

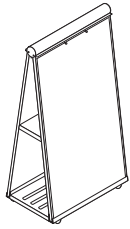
- | | | |
|--|--------------------------|--|
| <p>Surface Materials</p> <ul style="list-style-type: none"> • Paint price group 1 • Paint price group 2 | <p>No cost
+\$10</p> | <p>Specify paint color number.
Specify paint color number.</p> |
|--|--------------------------|--|

Specification Information				
Dimensions			Style Number	Base Price
D	W	H		

2 1/2"	24"	1/2"	TS4SR24	\$49
2 1/2"	30"	1/2"	TS4SR30	\$54
2 1/2"	36"	1/2"	TS4SR36	\$60
2 1/2"	42"	1/2"	TS4SR42	\$65
2 1/2"	48"	1/2"	TS4SR48	\$71

Mobile Easels

SIN 711.2



Tip: Mobile easel accommodates hanging markerboards and tackboards.

Standard Includes		Required to Specify
<ul style="list-style-type: none"> ▶ Need help? See <i>Meeting Spaces Specification Guide</i> for product details. 	<ul style="list-style-type: none"> • Frame: paint price group 1 • Markerboard, if selected: white non-glare, non-magnetic laminate only • Tackboard, if selected: black fabric only • Four hard, dual-wheel casters: black plastic only • Integral flip-chart pegs • Storage compartment • Pencil tray 	<ul style="list-style-type: none"> 1 Style number 2 Paint color number for frames 3 Options, if selected (see below) ▶ See <i>Surface Materials</i>, page 374.

Options	Price	Required to Specify
Surface Materials <ul style="list-style-type: none"> • Paint price group 1 • Paint price group 2 	No cost +\$82	Specify paint color number. Specify paint color number.

Specification Information

Dimensions			Style Number	Base Price
D	W	H		

Markerboard on One Side and Tackboard on One Side

24"	36"	76"	TS40005	\$1018
-----	-----	-----	----------------	--------

Tackboard on Both Sides

24"	36"	76"	TS40005TT	\$1055
-----	-----	-----	------------------	--------

Markerboard on Both Sides

24"	36"	76"	TS40005MM	\$1073
-----	-----	-----	------------------	--------

Surface Materials

Paint

Steelcase Surfaces

Applies to:
 • Mobile easel

Price Group 1

0835 Black

Price Group 2

4799 Platinum Metallic

Applies to:

- Screens
- Marker tray

Price Group 1

7207 Black

Price Group 2

4798 Sterling Metallic
 4799 Platinum Metallic

Laminate Markerboard

Steelcase Surfaces

Applies to:
 • Screens
 2977 White Markerboard
 Laminate

e³ Ceramic Steel

Steelcase Surfaces

Applies to:
 • Screens
 7655 e³ ceramicsteel High
 Gloss White

Fabric

Steelcase Surfaces

Applies to:
 • Mobile easel tackboard
 Black

Vertical Surface Fabrics

Applies to:
 • Screens

Steelcase Surfaces

Kick Standard Price Group A

Lido
 Sprite

Price Group 1

Abacus
 Alloy
 Boccie
 Buzz2
 Charm
 Cornice
 Embrasure
 Lapel
 Optic
 Pianista
 Rhythm
 Tinsel

Price Group 2

Amiranté
 Ashanti Reverse
 Bariolage
 Bouquet
 Cogent: Geode Seating
 Cogent: Geode Vertical
 Flip: Orbit
 Flip: Plain Jane
 Flip: TexHex
 Fresco
 Latch
 Milano
 Regatta
 Solitaire

Select Surfaces

For information on products within Select Surfaces, including accent paints and fabrics from Designtex, Gabriel, Kvadrat, and Pollack, please refer to the *Surface Materials Reference Manual* or visit steelcase.com/surface-materials.

Payback and Groupwork Tables



Statement of Line

Classic and Executive Payback	376
Groupwork	377



Product Details

Payback Table Top, Leg, and Base Combinations	378
Groupwork Table Top, Leg, and Base Combinations	380



Specifying

Payback Table Tops (SIN 711.2)	382
Payback Table Bases (SIN 711.2)	388
Payback Table Components (SIN 711.2)	391
Payback Tables (SIN 711.2)	395
Groupwork Table Tops (SIN 711.2)	400
Groupwork Table Legs (SIN 711.2)	406
Groupwork Table Bases (SIN 711.2)	409
Groupwork Table Components (SIN 711.2)	410
Worksurface-Height Power and Communication Access (SIN 711.2)	412



Surface Materials	415
Recommended Edge Banding Finishes	417

Statement of Line

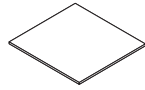
Tables

Classic and Executive Payback

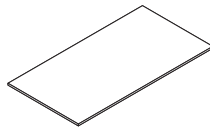
Table Tops:




Round
▶ Page 382



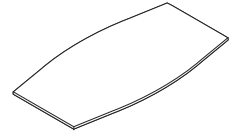
Square
▶ Page 382



Rectangular
▶ Page 384

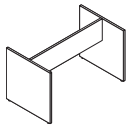


Boat-Shaped
▶ Page 386

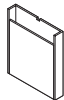


Racetrack
▶ Page 386

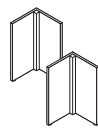
Table Legs and Bases:



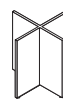
Panel Bases
▶ Page 388



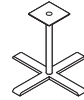
Rectangular Bases
▶ Page 388



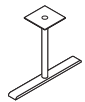
Laminate V-Bases
▶ Page 388



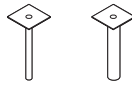
Laminate X-Base
▶ Page 388



X-Base
▶ Page 390



T-Base
▶ Page 390

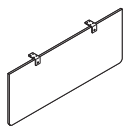


Post Legs
▶ Page 390

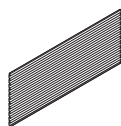


Square Legs
▶ Page 390

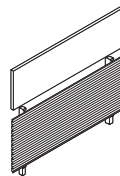
Table Components:



Modesty Panels
▶ Page 391

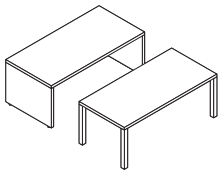


Slatwall Screens
▶ Page 392

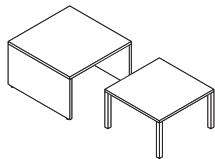


Slatwall Tackboards
▶ Page 394

Tables:



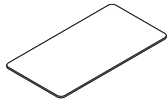
Coffee
▶ Pages 395–396



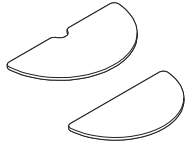
End
▶ Pages 397–398

Groupwork

Table Tops:



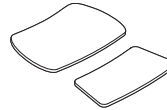
Rectangular
▶ Page 400



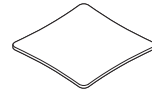
Half-Round
▶ Page 400



Trapezoid
▶ Page 400



Personal
▶ Page 400



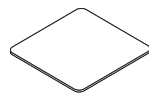
Square with Concave Edge
▶ Page 400



Corner Bridge
▶ Page 400



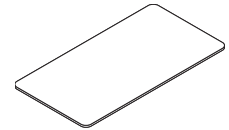
Round
▶ Page 402




Square
▶ Page 402



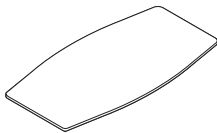
Oval
▶ Page 402



Rectangular Conference
▶ Page 404



Racetrack Conference
▶ Page 404



Boat-Shaped Conference
▶ Page 404



Oval Conference
▶ Page 404

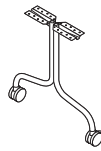
Table Legs and Bases:



Post Legs
▶ Page 406



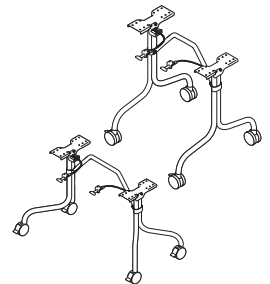
Standing-Height Adjustable Post Legs
▶ Page 406



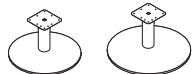
T-Legs
▶ Page 406



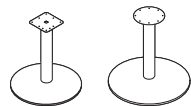
Coffee Table Legs
▶ Page 406



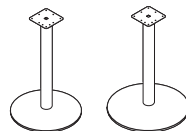
Flip-Top Legs
▶ Page 406



Coffee-Height Round Table Bases
▶ Page 409

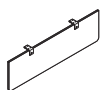


Round Table Bases
▶ Page 409

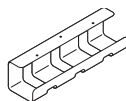


Café-Height Round Table Bases
▶ Page 409

Table Components:

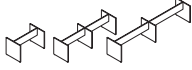




























































Modesty Panels
▶ Page 410




























































Wire Management Trough
▶ Page 410

Payback Table Top, Leg, and Base Combinations

	Laminate Panel Base	Rectangular Base	Laminate V-Base	Laminate X-Base	Steel X-Base
		18"  24" 			
 Round and Square Tops 36"W and 42"W	N.A.	N.A.	N.A.	N.A.	 1
 Round Tops 48"W	N.A.	N.A.	N.A.	N.A.	 1
 Round Tops 54"W	N.A.	N.A.	N.A.	N.A.	N.A.
 Rectangle Tops 20"D x 36"W-72"W	N.A.	N.A.	N.A.	N.A.	N.A.
 Rectangle Tops 24"D x 36"W-72"W	N.A.	N.A.	N.A.	N.A.	N.A.
 Rectangle Tops 30"D x 36"W-54"W	N.A.	N.A.	N.A.	N.A.	N.A.
 Rectangle Tops 30"D x 60"W-72"W	N.A.	N.A.	N.A.	N.A.	N.A.
 Rectangle Tops 36"D x 60"W	N.A.	 2	N.A.	 1 Pair	 2
 Rectangle Tops 36"D x 66"W-72"W	 1	 2	N.A.	 1 Pair	 2
 Rectangle Tops 96"W	 1	N.A.	 2	 1 Pair	 2
 Rectangle Tops 120"W, 144"W, and 168"W	 1	N.A.	 3	 1 Pair	 3
 Boat-Shaped Tops 96"W	 1	N.A.	 2	 1 Pair	 2
 Boat-Shaped Tops 120"W, 144"W, and 168"W	 1	N.A.	 3	 1 Pair	 3
 Racetrack Tops 66"W and 72"W	 1	 2	N.A.	 1 Pair	 2
 Racetrack Tops 96"W	 1	N.A.	 2	 1 Pair	 2
 Racetrack Tops 120"W, 144"W, and 168"W	 1	N.A.	 3	 1 Pair	 3

Note: Attachment hardware (screws) is to be used with Payback table tops only.

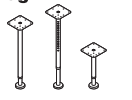





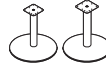
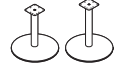







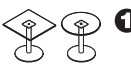
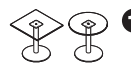
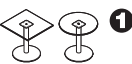
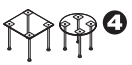

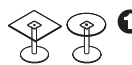









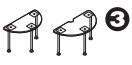
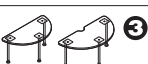







1 = Number of base units to order.
Blank spaces in matrix designate top and base combinations that are not valid.

		Steel T-Base	Steel Leg (post) 3"	Steel Leg (post) 6"	Square Leg
					
	Round and Square Tops 36"W and 42"W	N.A.	 4	N.A.	 4
	Round Tops 48"W	N.A.	 4	N.A.	 4
	Round Tops 54"W	N.A.	 4	N.A.	 4
	Rectangle Tops 20"D x 36"W-72"W	N.A.	 4	N.A.	 4
	Rectangle Tops 24"D x 36"W-72"W	N.A.	 4	 4	 4
	Rectangle Tops 30"D x 36"W-54"W	N.A.	 4	 4	 4
	Rectangle Tops 30"D x 60"W-72"W	N.A.	 4	 4	 4
	Rectangle Tops 36"D x 60"W	 2	 4	 4	 4
	Rectangle Tops 36"D x 66"W-72"W	 2	 4	 4	 4
	Rectangle Tops 96"W	 3	N.A.	 6	N.A.
	Rectangle Tops 120"W, 144"W, and 168"W	N.A.	N.A.	 6	N.A.
	Boat-Shaped Tops 96"W	 3	N.A.	 6	N.A.
	Boat-Shaped Tops 120"W, 144"W, and 168"W	N.A.	N.A.	 6	N.A.
	Racetrack Tops 66"W and 72"W	 2	 4	 4	N.A.
	Racetrack Tops 96"W	 3	N.A.	 6	N.A.
	Racetrack Tops 120"W, 144"W, and 168"W	N.A.	N.A.	 6	N.A.

Note: Attachment hardware (screws) is to be used with Payback table tops only.

1 = Number of base units to order.
Blank spaces in matrix designate top and base combinations that are not valid.

Groupwork Table Top, Leg, and Base Combinations

	Post Leg, Standing-Height Adjustable Leg, or Coffee Table Leg 	T-Leg 	Flip-Top Legs 	Tie Plates 	In-Line Support Plates 	22" dia. bases  16¹/₈" 27³/₈" and 41" height	28" dia. base, 3" dia. column bases  16¹/₈" 27³/₈" and 41" height	28" dia. base, 5" dia. column bases *****  27³/₈" and 41" height
18"D Rectangular Tops ***	 4	N.A.	N.A.	*	N.A.	N.A.	N.A.	N.A.
24"D Rectangular Tops	 4	 4	 4	*	N.A.	N.A.	N.A.	N.A.
30"D Rectangular Tops	 4	 4	 4	*	N.A.	N.A.	N.A.	N.A.
Round and Square Tops 24" and 30"	N.A.	N.A.	N.A.	N.A.	N.A.	 1	 1	 1
Round and Square Tops 36"	 4	 4	N.A.	N.A.	N.A.	N.A.	N.A.	 1
Round Tops 42" Diameter	 4	 4	N.A.	N.A.	N.A.	N.A.	N.A.	 1
Round Tops 48" Diameter	 4	 4	N.A.	N.A.	N.A.	N.A.	N.A.	 1
Square Tops 42" and 48"	 4	 4	N.A.	N.A.	N.A.	N.A.	N.A.	N.A.
Oval Top 48"	 4	N.A.	N.A.	N.A.	N.A.	N.A.	N.A.	N.A.
Half-Round Tops 18" x 36" and 21" x 42" ***	 3	N.A.	N.A.	*	N.A.	N.A.	N.A.	N.A.
Half-Round Tops 24" x 48" and 27" x 54" ***	 3	 3	N.A.	*	N.A.	N.A.	N.A.	N.A.
Half-Round Tops 30" x 60" and 33" x 66"	 4	 4	N.A.	*	N.A.	N.A.	N.A.	N.A.
Trapezoid Tops 24" x 48" *****	 4	N.A.	N.A.	*	N.A.	N.A.	N.A.	N.A.
Trapezoid Tops 30" x 60"	 4	 4	N.A.	*	N.A.	N.A.	N.A.	N.A.
Personal Tops 18" x 36" ***	 4	N.A.	N.A.	*	N.A.	N.A.	N.A.	N.A.

Note: Attachment hardware (screws) is to be used with Groupwork table tops only.

1 = Number of legs for table

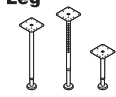





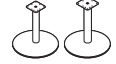
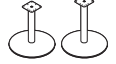












* = Tie plates to be used when ganging tables with levelers to keep table together.

** = In-line support plates to be used on 24"D and 30"D corner bridge tops connecting to other tables with levelers.

*** = To ensure proper stability, post legs and standing-height adjustable post legs with caster option only cannot be used on these top sizes.

***** = To ensure proper stability, standing-height adjustable post legs with caster option only cannot be used on these top sizes.

***** = For heavy use applications, it is recommended to use the 28" diameter base with 5" column for added rigidity.

	Post Leg, Standing-Height Adjustable Leg, or Coffee Table Leg 	T-Leg 	Flip-Top Legs 	Tie Plates 	In-Line Support Plates 	22" dia. bases  16¹/₈" 27³/₈" and 41" height	28" dia. base, 3" dia. column bases  16¹/₈" 27³/₈" and 41" height	28" dia. base, 5" dia. column bases *****  27³/₈" and 41" height
Personal Tops 18" x 36"***	 ④	N.A.	N.A.	*	N.A.	N.A.	N.A.	N.A.
Personal Tops—Kidney-Shaped 24" x 24"***	 ④	 ④	N.A.	*	N.A.	N.A.	N.A.	N.A.
Square Tops—Concave	 ④	 ④	N.A.	*	N.A.	N.A.	N.A.	N.A.
24"D Corner Bridges 90°	N.A.	N.A.	N.A.	N.A.	14"D** * ②	N.A.	N.A.	N.A.
30"D Corner Bridges 90°	N.A.	N.A.	N.A.	N.A.	20"D** * ②	N.A.	N.A.	N.A.
Rectangular Conference Tops—48"D x 96"W	N.A.	N.A.	N.A.	N.A.	N.A.	N.A.	N.A.	 ②
Racetrack Conference Tops—48"D x 96"W	N.A.	N.A.	N.A.	N.A.	N.A.	N.A.	N.A.	 ②
Boat-Shaped Conference Tops—48"D x 96"W	N.A.	N.A.	N.A.	N.A.	N.A.	N.A.	N.A.	 ②
Oval Conference Top—48"D x 96"W	N.A.	N.A.	N.A.	N.A.	N.A.	N.A.	N.A.	 ②
Rectangular Conference Tops—48"D x 120"W and 48"D x 144"W	N.A.	N.A.	N.A.	N.A.	N.A.	N.A.	N.A.	 ③
Racetrack Conference Tops—48"D x 120"W and 48"D x 144"W	N.A.	N.A.	N.A.	N.A.	N.A.	N.A.	N.A.	 ③
Boat-Shaped Conference Tops—48"D x 120"W and 48"D x 144"W	N.A.	N.A.	N.A.	N.A.	N.A.	N.A.	N.A.	 ③

Note: Attachment hardware (screws) is to be used with Groupwork table tops only.

① = Number of legs for table

* = Tie plates to be used when ganging tables with levelers to keep table together.

** = In-line support plates to be used on 24"D and 30"D corner bridge tops connecting to other tables with levelers.

*** = To ensure proper stability, post legs and standing-height adjustable post legs with caster option only cannot be used on these top sizes.

***** = To ensure proper stability, standing-height adjustable post legs with caster option only cannot be used on these top sizes.

***** = For heavy use applications, it is recommended to use the 28" diameter base with 5" column for added rigidity.

Payback Round and Square Table Tops

SIN 711.2

Tip: See *Payback Table Top, Leg, and Base Combinations table* to determine possible base and top configurations.
 ▶ Page 378

Tip: Plywood striping does not match laminate finishes. Plywood striping is offered in three finishes that complement some of the laminates.

Tip: For flat square edge profile or plywood striping details, specify *Classic Payback* round table tops.

Standard Includes	Required to Specify
-------------------	---------------------

<ul style="list-style-type: none"> ▶ Need help? See <i>Meeting Spaces Specification Guide</i> for product details. 	<ul style="list-style-type: none"> • Table top: laminate • 1"-thick top edges with square edge profile on <i>Classic Payback</i>: high-impact plastic to match top • 1½"-thick top edges with ribbed edge profile on <i>Executive Payback</i>: high-impact plastic to match top 	<ul style="list-style-type: none"> 1 Style number 2 Laminate color number for table top 3 Options, if selected (see below) ▶ See <i>Surface Materials</i>, page 415.
---	--	--

Options	Price	Required to Specify
---------	-------	---------------------

Top Edge Band Detail <ul style="list-style-type: none"> • Classic Payback • Light plywood striping detail, square edge profile • Medium plywood striping detail, square edge profile • Dark plywood striping detail, square edge profile 	<ul style="list-style-type: none"> No cost No cost No cost 	<ul style="list-style-type: none"> Specify with <i>light plywood striping</i>. Specify with <i>medium plywood striping</i>. Specify with <i>dark plywood striping</i>.
---	---	---

Related Products <ul style="list-style-type: none"> • Payback table bases 	<ul style="list-style-type: none"> ▶ Page 388
--	--

Specification Information							
• Dimensions		• Style	• Price	• Dimensions		• Style	• Price
D	W	Number		D	W	Number	

•	•	•	•	•	•	•	•
•	•	•	•	•	•	•	•
•	•	•	•	•	•	•	•

Classic Payback

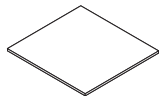
Round Table Tops			
357/16"	357/16"	TS5ATRND36	\$291
415/16"	415/16"	TS5ATRND42	\$396
471/4"	471/4"	TS5ATRND48	\$453
531/8"	531/8"	TS5ATRND54	\$530

Square Table Tops			
357/16"	357/16"	TS5ATSQ36	\$298
415/16"	415/16"	TS5ATSQ42	\$375
•	•	•	•

Executive Payback

Round Table Tops			
357/16"	357/16"	TS5AETRND36	\$328
415/16"	415/16"	TS5AETRND42	\$406
471/4"	471/4"	TS5AETRND48	\$486
531/8"	531/8"	TS5AETRND54	\$563

Square Table Tops			
357/16"	357/16"	TS5AETSQ36	\$328
415/16"	415/16"	TS5AETSQ42	\$406
•	•	•	•



SIN 711.2

Payback Rectangular Table Tops

SIN 711.2

Tip: See *Payback Table Top, Leg, and Base Combinations table* to determine possible base and top configurations.
▶ Page 378

Tip: Plywood striping does not match laminate finishes. Plywood striping is offered in three finishes that complement some of the laminates.

Tip: For flat square edge profile or plywood striping details for 35⁷/₁₆"D and 47¹/₄"D tops, specify *Classic Payback* rectangular conference table tops.

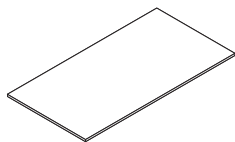
Standard Includes	Required to Specify
<ul style="list-style-type: none"> ▶ Need help? See <i>Meeting Spaces Specification Guide</i> for product details. • Table top: laminate • 1"-thick top edges with square edge profile on <i>Classic Payback</i>: high-impact plastic to match top • 1½"-thick top edges with ribbed edge profile on <i>Executive Payback</i>: high-impact plastic to match top 	<ul style="list-style-type: none"> 1 Style number 2 Laminate color number for table top 3 Options, if selected (see below) ▶ See <i>Surface Materials</i>, page 415

Options	Price	Required to Specify
Top Edge Band Detail Classic Payback <ul style="list-style-type: none"> • Light plywood striping detail, square edge profile • Medium plywood striping detail, square edge profile • Dark plywood striping detail, square edge profile 	<ul style="list-style-type: none"> No cost No cost No cost 	<ul style="list-style-type: none"> Specify with <i>light plywood striping</i>. Specify with <i>medium plywood striping</i>. Specify with <i>dark plywood striping</i>.
Executive Payback <ul style="list-style-type: none"> • Flat square edge profile for 19¹/₁₆"D and 23⁵/₈"D tops • Light plywood striping detail, square edge profile for 19¹/₁₆"D and 23⁵/₈"D tops • Medium plywood striping detail, square edge profile for 19¹/₁₆"D and 23⁵/₈"D tops • Dark plywood striping detail, square edge profile for 19¹/₁₆"D and 23⁵/₈"D tops 	<ul style="list-style-type: none"> No cost No cost No cost No cost 	<ul style="list-style-type: none"> Specify with <i>flat square edge profile</i>. Specify with <i>light plywood striping</i>. Specify with <i>medium plywood striping</i>. Specify with <i>dark plywood striping</i>.

Related Products • Payback table bases ▶ Page 388

Specification Information							
Dimensions		Style Number	Price	Dimensions		Style Number	Price
D	W			D	W		
Classic Payback							
19 ¹ / ₁₆ "	35 ⁷ / ₁₆ "	TS5ART2036	\$218	19 ¹ / ₁₆ "	35 ⁷ / ₁₆ "	TS5AERT2036	\$327
19 ¹ / ₁₆ "	41 ⁵ / ₁₆ "	TS5ART2042	\$244	19 ¹ / ₁₆ "	41 ⁵ / ₁₆ "	TS5AERT2042	\$353
19 ¹ / ₁₆ "	47 ¹ / ₄ "	TS5ART2048	\$269	19 ¹ / ₁₆ "	47 ¹ / ₄ "	TS5AERT2048	\$380
19 ¹ / ₁₆ "	53 ¹ / ₈ "	TS5ART2054	\$296	19 ¹ / ₁₆ "	53 ¹ / ₈ "	TS5AERT2054	\$405
19 ¹ / ₁₆ "	59 ¹ / ₁₆ "	TS5ART2060	\$321	19 ¹ / ₁₆ "	59 ¹ / ₁₆ "	TS5AERT2060	\$432
19 ¹ / ₁₆ "	64 ¹⁵ / ₁₆ "	TS5ART2066	\$347	19 ¹ / ₁₆ "	64 ¹⁵ / ₁₆ "	TS5AERT2066	\$457
19 ¹ / ₁₆ "	70 ⁷ / ₈ "	TS5ART2072	\$374	19 ¹ / ₁₆ "	70 ⁷ / ₈ "	TS5AERT2072	\$485
23 ⁵ / ₈ "	35 ⁷ / ₁₆ "	TS5ART2436	\$244	23 ⁵ / ₈ "	35 ⁷ / ₁₆ "	TS5AERT2436	\$353
23 ⁵ / ₈ "	41 ⁵ / ₁₆ "	TS5ART2442	\$269	23 ⁵ / ₈ "	41 ⁵ / ₁₆ "	TS5AERT2442	\$380
23 ⁵ / ₈ "	47 ¹ / ₄ "	TS5ART2448	\$296	23 ⁵ / ₈ "	47 ¹ / ₄ "	TS5AERT2448	\$405
23 ⁵ / ₈ "	53 ¹ / ₈ "	TS5ART2454	\$321	23 ⁵ / ₈ "	53 ¹ / ₈ "	TS5AERT2454	\$432

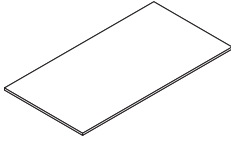
▶ Specification Information, continued on next page



► Specification Information, continued from previous page

Specification Information

Classic Payback			Executive Payback				
Dimensions D W	Style Number	Price	Dimensions D W	Style Number	Price		
23 ⁵ / ₈ "	59 ¹ / ₁₆ "	TS5ART2460	\$347	23 ⁵ / ₈ "	59 ¹ / ₁₆ "	TS5AERT2460	\$457
23 ⁵ / ₈ "	64 ¹⁵ / ₁₆ "	TS5ART2466	\$374	23 ⁵ / ₈ "	64 ¹⁵ / ₁₆ "	TS5AERT2466	\$485
23 ⁵ / ₈ "	70 ⁷ / ₈ "	TS5ART2472	\$400	23 ⁵ / ₈ "	70 ⁷ / ₈ "	TS5AERT2472	\$510
29 ¹ / ₂ "	35 ⁷ / ₁₆ "	TS5ART3036	\$269	29 ¹ / ₂ "	35 ⁷ / ₁₆ "	TS5AERT3036	\$380
29 ¹ / ₂ "	41 ⁵ / ₁₆ "	TS5ART3042	\$296	29 ¹ / ₂ "	41 ⁵ / ₁₆ "	TS5AERT3042	\$405
29 ¹ / ₂ "	47 ¹ / ₄ "	TS5ART3048	\$321	29 ¹ / ₂ "	47 ¹ / ₄ "	TS5AERT3048	\$432
29 ¹ / ₂ "	53 ¹ / ₈ "	TS5ART3054	\$347	29 ¹ / ₂ "	53 ¹ / ₈ "	TS5AERT3054	\$457
29 ¹ / ₂ "	59 ¹ / ₁₆ "	TS5ART3060	\$374	29 ¹ / ₂ "	59 ¹ / ₁₆ "	TS5AERT3060	\$485
29 ¹ / ₂ "	64 ¹⁵ / ₁₆ "	TS5ART3066	\$400	29 ¹ / ₂ "	64 ¹⁵ / ₁₆ "	TS5AERT3066	\$510
29 ¹ / ₂ "	70 ⁷ / ₈ "	TS5ART3072	\$424	29 ¹ / ₂ "	70 ⁷ / ₈ "	TS5AERT3072	\$536



Tip: When ordered in woodgrain laminates, two-piece tops will not have matching grain patterns where the tops meet.

Payback Conference Table Tops

SIN 711.2

Tip: See Payback Table Top, Leg, and Base Combinations table to determine possible base and top configurations.
▶ Page 378

Tip: Plywood striping does not match laminate finishes. Plywood striping is offered in three finishes that complement some of the laminates.

Tip: For flat square edge profile or plywood striping details for 35⁷/₁₆"D and 47¹/₄"D tops, specify Classic Payback rectangular conference table tops.

Tip: Tops that are 118¹/₈"W or wider ship in two pieces with quick-connect hardware and brackets.

Tip: When ordered in woodgrain laminates, two-piece tops will not have matching grain patterns where the tops meet.

Standard Includes	Required to Specify
<ul style="list-style-type: none"> ▶ Need help? See Wood Caseloads and Tables Specification Guide for product details. • Table top: laminate • 1¹/₂"-thick top edges with square edge profile on Classic Payback: high-impact plastic to match top • 1¹/₂"-thick top edges with ribbed edge profile on Executive Payback: high-impact plastic to match top 	<ul style="list-style-type: none"> 1 Style number 2 Laminate color number for table top 3 Options, if selected (see below) ▶ See Surface Materials, page 415

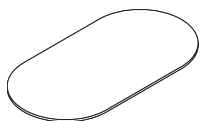
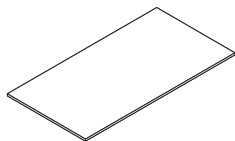
Options	Price	Required to Specify
Top Edge Band Detail Classic Payback <ul style="list-style-type: none"> • Light plywood striping detail, square edge profile • Medium plywood striping detail, square edge profile • Dark plywood striping detail, square edge profile 	No cost No cost No cost	Specify with light plywood striping. Specify with medium plywood striping. Specify with dark plywood striping.
Power Units Hinged door unit <ul style="list-style-type: none"> • For 59¹/₁₆", 64¹⁵/₁₆", and 70⁷/₈"W tables • For 94¹/₂" and 118¹/₈"W tables • For 141³/₄" and 165³/₈"W tables 	+\$ 330 +\$ 660 +\$1320	Specify with power unit. Specify with power unit. Specify with power unit.
Related Products <ul style="list-style-type: none"> • Payback table bases 		▶ Page 388

Specification Information							
Dimensions	Pieces	Style	Base	Dimensions	Pieces	Style	Base
D W	Shipped	Number	Price	D W	Shipped	Number	Price

Classic Payback							
Rectangular Table Tops							
35 ⁷ / ₁₆ "	59 ¹ / ₁₆ "	1	TS5ATRE3660	\$ 536			
35 ⁷ / ₁₆ "	64 ¹⁵ / ₁₆ "	1	TS5ATRE3666	\$ 562			
35 ⁷ / ₁₆ "	70 ⁷ / ₈ "	1	TS5ATRE3672	\$ 588			
47 ¹ / ₄ "	94 ¹ / ₂ "	1	TS5ATRE4896	\$ 718			
47 ¹ / ₄ "	118 ¹ / ₈ "	2	TS5ATRE4120	\$ 848			
47 ¹ / ₄ "	141 ³ / ₄ "	2	TS5ATRE4144	\$ 976			
47 ¹ / ₄ "	165 ³ / ₈ "	2	TS5ATRE4168	\$1236			
Racetrack Table Tops							
35 ⁷ / ₁₆ "	64 ¹⁵ / ₁₆ "	1	TS5ATR3666	\$ 601			
35 ⁷ / ₁₆ "	70 ⁷ / ₈ "	1	TS5ATR3672	\$ 626			
47 ¹ / ₄ "	94 ¹ / ₂ "	1	TS5ATR4896	\$ 756			
47 ¹ / ₄ "	118 ¹ / ₈ "	2	TS5ATR48120	\$ 887			
47 ¹ / ₄ "	141 ³ / ₄ "	2	TS5ATR48144	\$1017			
47 ¹ / ₄ "	165 ³ / ₈ "	2	TS5ATR48168	\$1275			

Executive Payback							
Rectangular Table Tops							
35 ⁷ / ₁₆ "	59 ¹ / ₁₆ "	1	TS5AETRE60	\$ 569			
35 ⁷ / ₁₆ "	64 ¹⁵ / ₁₆ "	1	TS5AETRE66	\$ 594			
35 ⁷ / ₁₆ "	70 ⁷ / ₈ "	1	TS5AETRE72	\$ 619			
47 ¹ / ₄ "	94 ¹ / ₂ "	1	TS5AETRE96	\$ 750			
47 ¹ / ₄ "	118 ¹ / ₈ "	2	TS5AETRE120	\$ 879			
47 ¹ / ₄ "	141 ³ / ₄ "	2	TS5AETRE144	\$1009			
47 ¹ / ₄ "	165 ³ / ₈ "	2	TS5AETRE168	\$1268			
Racetrack Table Tops							
35 ⁷ / ₁₆ "	64 ¹⁵ / ₁₆ "	1	TS5AETR66	\$ 633			
35 ⁷ / ₁₆ "	70 ⁷ / ₈ "	1	TS5AETR72	\$ 659			
47 ¹ / ₄ "	94 ¹ / ₂ "	1	TS5AETR96	\$ 788			
47 ¹ / ₄ "	118 ¹ / ₈ "	2	TS5AETR120	\$ 919			
47 ¹ / ₄ "	141 ³ / ₄ "	2	TS5AETR144	\$1048			
47 ¹ / ₄ "	165 ³ / ₈ "	2	TS5AETR168	\$1308			

▶ Specification Information, continued on next page



SIN 711.2

► Specification Information, continued from previous page

Specification Information

Dimensions		Pieces	Style	Base	Dimensions		Pieces	Style	Base
D	W	Shipped	Number	Price	D	W	Shipped	Number	Price

Classic Payback

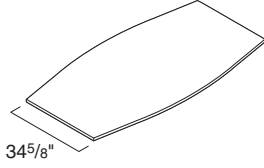
Boat-Shaped Table Tops

47¼"	94½"	1	TS5ATB4896	\$ 756
47¼"	118½"	2	TS5ATB48120	\$ 887
47¼"	141¾"	2	TS5ATB48144	\$1017
47¼"	165¾"	2	TS5ATB48168	\$1275
:	:	:	:	:

Executive Payback

Boat-Shaped Table Tops

47¼"	94½"	1	TS5AETB96	\$ 788
47¼"	118½"	2	TS5AETB120	\$ 919
47¼"	141¾"	2	TS5AETB144	\$1048
47¼"	165¾"	2	TS5AETB168	\$1308
:	:	:	:	:



Payback Table Bases

SIN 711.2

Panel Bases

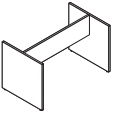
► See page 378 to determine number of bases needed.

Tip: Do not use laminate panel bases in conjunction with tables with power units.

Standard Includes		Required to Specify
<ul style="list-style-type: none"> Need help? See <i>Meeting Spaces Specification Guide</i> for product details. 	<ul style="list-style-type: none"> Base: laminate 12"H reinforcing center panel on panel base Hinged access door on rectangular base Steel corner post on V-base: black paint only Adjustable leveling glides Shipped ready to assemble 	<ul style="list-style-type: none"> 1 Style number 2 Vertical laminate color number for base <p>► See <i>Surface Materials</i>, page 415</p>

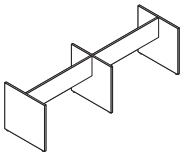
Specification Information

Dimensions			Style Number	Price
D	W	H		
23 ⁵ / ₈ "	42 ³ / ₈ "	28"	TS5ATBP72	\$396



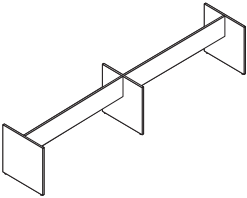
Tip: Use this base to support table tops up to 96"W.

23 ⁵ / ₈ "	83 ¹ / ₄ "	28"	TS5ATBP120	\$591
----------------------------------	----------------------------------	-----	-------------------	-------



Tip: Use this base to support table tops that are 120"W to 144"W.

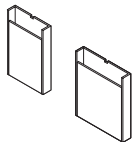
23 ⁵ / ₈ "	118 ¹¹ / ₁₆ "	28"	TS5ATBP168	\$720
----------------------------------	-------------------------------------	-----	-------------------	-------



Tip: Use this base to support table tops that are 168"W.

Rectangular Bases

4 ⁵ / ₁₆ "	17 ⁵ / ₈ "	28"	TS5ATBR18	\$400
4 ⁵ / ₁₆ "	23 ⁵ / ₈ "	28"	TS5ATBR24	\$450



► **Specification Information, continued on next page**

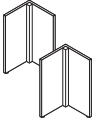
► Specification Information, continued from previous page

Specification Information

Dimensions			Style Number	Price
D	W	H		

Two V-Bases

15"	15"	28"	TS5AVLBASE	\$714
-----	-----	-----	-------------------	-------



Tip: Table tops 96"W or less require one pair of V-bases. Table tops larger than 96"W require one pair of V-bases and one X-base for center support.

X-Base

27"	27"	28"	TS5AXLBASE	\$561
-----	-----	-----	-------------------	-------



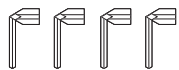
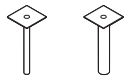
Payback Table Bases, continued

SIN 711.2

Steel Bases

Tip: Attachment hardware is to be used with Payback table tops only.
 ▶ See page 378 to determine number of bases needed.

Tip: The Payback table can be used in three ways depending on the height of the legs. For a coffee table use 16"H, for an end table use 19"H, for a worksurface use 27³/₈".



Standard Includes		Required to Specify
▶ Need help? See <i>Meeting Spaces Specification Guide</i> for product details.	<ul style="list-style-type: none"> • Steel base: paint price group 1 • Adjustable leveling glides • Shipped ready to assemble 	1 Style number 2 Paint color number for base 3 Options, if selected (see below) ▶ See <i>Surface Materials</i> , page 415

Options	Price	Required to Specify
Surface Materials <ul style="list-style-type: none"> • Steel base and square legs • Paint price group 1 • Paint price group 2 	No cost +\$16	Specify paint color number. Specify paint color number.

Specification Information

Dimensions			Style Number	Base Price
D	W	H		

X-Base				
35"	35"	28"	TS5ATBXS	\$488

T-Base				
3 ¹ / ₂ "	30 ¹ / ₈ "	28"	TS5ATBTS	\$325

Post Legs				
3"	3"	28"	TS5ATBLS3	\$234
6"	6"	28"	TS5ATBLS	\$260

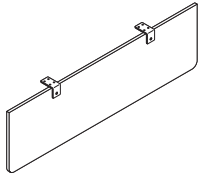
Square Legs				
Package of Two				
2"	2"	27 ³ / ₈ "	TS5ASQL272	\$246

Package of Four				
2"	2"	16"	TS5ASQL164	\$441
2"	2"	19"	TS5ASQL194	\$467
2"	2"	27 ³ / ₈ "	TS5ASQL274	\$492

Payback Table Components

SIN 711.2

Modesty Panels



Tip: Modesty panel widths correspond to table top widths that are 12" wider (e.g., 59¹/₁₆" table top would require a 47¹/₄" modesty panel).

Standard Includes	Required to Specify
<ul style="list-style-type: none"> ▶ Need help? See <i>Meeting Spaces Specification Guide</i> for product details. • Modesty panel: vertical surfaces laminate • Bracket: paint 	<ul style="list-style-type: none"> 1 Style number 2 Vertical laminate color number for modesty panel 3 Paint color number for bracket ▶ See <i>Surface Materials</i>, page 415

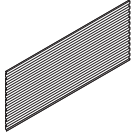
Specification Information				
• Dimensions		• Corresponding Table Top Width	• Style Number	• Price
W	H			
23 ⁵ / ₈ "	12"	35 ⁷ / ₁₆ "	TS5AMOD24	\$215
29 ¹ / ₂ "	12"	41 ³ / ₈ "	TS5AMOD30	\$232
35 ⁷ / ₁₆ "	12"	47 ¹ / ₄ "	TS5AMOD36	\$246
41 ³ / ₈ "	12"	53 ¹ / ₈ "	TS5AMOD42	\$264
47 ¹ / ₄ "	12"	59 ¹ / ₁₆ "	TS5AMOD48	\$277
53 ¹ / ₈ "	12"	64 ¹⁵ / ₁₆ "	TS5AMOD54	\$293
59 ¹ / ₁₆ "	12"	70 ⁷ / ₈ "	TS5AMOD60	\$309
:	:	:	:	:

Tables

Payback Table Components, continued

SIN 711.2

Slatwall Screens

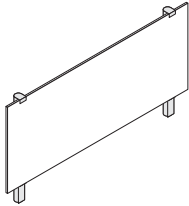


Standard Includes	Required to Specify
<ul style="list-style-type: none"> ▶ Need help? See <i>Meeting Spaces Specification Guide</i> for product details. • Slatwall screen: paint price group 1 	<ul style="list-style-type: none"> 1 Style number 2 Paint color number for slatwall screen 3 Options, if selected (see below) ▶ See <i>Surface Materials</i>, page 415

Options	Price	Required to Specify
Surface Materials <ul style="list-style-type: none"> • Paint price group 1 • Paint price group 2 	No cost +\$16	Specify paint color number. Specify paint color number.

Specification Information				
• Dimensions			• Style	• Base
D	W	H	Number	Price
1/4"	18"	12"	TS5YSL1218	\$167
1/4"	26 3/4"	12"	TS5YSL1226	\$208
1/4"	32 3/4"	12"	TS5YSL1232	\$233
1/4"	38 5/8"	12"	TS5YSL1238	\$256
1/4"	44 1/2"	12"	TS5YSL1244	\$274
1/4"	50 3/8"	12"	TS5YSL1250	\$292
1/4"	56 1/4"	12"	TS5YSL1256	\$310
1/4"	62 1/4"	12"	TS5YSL1262	\$354
1/4"	68 1/8"	12"	TS5YSL1268	\$379
1/4"	74"	12"	TS5YSL1274	\$409
:	:	:	:	:

Screen Mounting Brackets



Tip: Specify package of three mounting brackets for use with 56 1/4"W or wider screens. Specify package of two mounting brackets for use with all other applications.

Standard Includes	Required to Specify
<ul style="list-style-type: none"> ▶ Need help? See <i>Meeting Spaces Specification Guide</i> for product details. • Screen mounting brackets: paint price group 1 	<ul style="list-style-type: none"> 1 Style number 2 Paint color number for screen mounting brackets 3 Options, if selected (see below) ▶ See <i>Surface Materials</i>, page 415

Options	Price	Required to Specify
<ul style="list-style-type: none"> • Paint price group 1 • Paint price group 2 	<ul style="list-style-type: none"> No cost +\$10 	<ul style="list-style-type: none"> Specify paint color number. Specify paint color number.

Specification Information

• Dimensions			• Style	• Base
D	W	H	Number	Price

Package of Two Mounting Brackets

1 1/2"	2"	15"	TS5YMB212	\$137
:	:	:	:	:

Package of Three Mounting Brackets

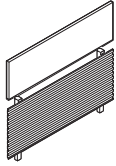
1 1/2"	2"	15"	TS5YMB312	\$183
:	:	:	:	:

Tables

Payback Table Components, continued

SIN 711.2

Slatwall Tackboards



Standard Includes	Required to Specify
<ul style="list-style-type: none"> ▶ Need help? See <i>Meeting Spaces Specification Guide</i> for product details. • Slatwall tackboards: fabric • Mounting hardware brackets 	<ul style="list-style-type: none"> 1 Style number 2 Fabric color number ▶ See <i>Surface Materials</i>, page 415

Options	Price	Required to Specify
Surface Materials		
• Kick standard fabric price group A	No cost	Specify fabric color number.
• Fabric price group 1	+\$ 5	Specify fabric color number.
• Fabric price group 2	+\$19	Specify fabric color number.
• Fabric price group 3	+\$30	Specify fabric color number.
• Fabric price group 4	+\$77	Specify fabric color number.
• Fabric price group COM	+\$39	Specify fabric color number.
		▶ See <i>Understanding Customer's Own Material (COM)</i> , page 188.
Fabric direction on 18"W through 56¼"W tackboards		
• Vertical application	+\$ 9	Specify with vertical application.

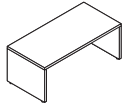
Related Products	<ul style="list-style-type: none"> • Slatwall screens • Screen mounting brackets 	<ul style="list-style-type: none"> ▶ Page 392 ▶ Page 393
-------------------------	--	--

Specification Information				
• Dimensions			• Style	• Base
D	W	H	Number	Price
1/2"	18"	2 1/2"	TS5ASWTB218	\$163
1/2"	26 3/4"	2 1/2"	TS5ASWTB226	\$176
1/2"	32 3/4"	2 1/2"	TS5ASWTB232	\$189
1/2"	38 5/8"	2 1/2"	TS5ASWTB238	\$202
1/2"	44 1/2"	2 1/2"	TS5ASWTB244	\$213
1/2"	50 3/8"	2 1/2"	TS5ASWTB250	\$226
1/2"	56 1/4"	2 1/2"	TS5ASWTB256	\$241
1/2"	62 1/4"	2 1/2"	TS5ASWTB262	\$252
1/2"	68 1/8"	2 1/2"	TS5ASWTB268	\$260
1/2"	74"	2 1/2"	TS5ASWTB274	\$272
1/2"	18"	9"	TS5ASWTB918	\$194
1/2"	26 3/4"	9"	TS5ASWTB926	\$208
1/2"	32 3/4"	9"	TS5ASWTB932	\$220
1/2"	38 5/8"	9"	TS5ASWTB938	\$234
1/2"	44 1/2"	9"	TS5ASWTB944	\$246
1/2"	50 3/8"	9"	TS5ASWTB950	\$260
1/2"	56 1/4"	9"	TS5ASWTB956	\$272
1/2"	62 1/4"	9"	TS5ASWTB962	\$286
1/2"	68 1/8"	9"	TS5ASWTB968	\$293
1/2"	74"	9"	TS5ASWTB974	\$305

Payback Tables

SIN 711.2

Coffee Tables with End Panels



Tip: Plywood striping does not match laminate finishes. Plywood striping is offered in three finishes that complement some of the laminates.

Standard Includes	Required to Specify
<ul style="list-style-type: none"> ▶ Need help? See <i>Meeting Spaces Specification Guide</i> for product details. • Coffee table: top laminate and vertical surfaces laminate • 1"-thick top edges with square edge profile on Classic Payback: high-impact plastic to match top • 1½"-thick top edges with ribbed edge profile on Executive Payback: high-impact plastic to match top • Full end panels • Adjustable leveling glides • Shipped ready to assemble 	<ul style="list-style-type: none"> 1 Style number 2 Laminate color number for coffee table top 3 Vertical laminate color number for table 4 Options, if selected (see below) ▶ See <i>Surface Materials</i>, page 415

Options	Price	Required to Specify
Top Edge Band Detail		
• Light plywood striping detail, square edge profile	No cost	Specify with <i>light plywood striping</i> .
• Medium plywood striping detail, square edge profile	No cost	Specify with <i>medium plywood striping</i> .
• Dark plywood striping detail, square edge profile	No cost	Specify with <i>dark plywood striping</i> .
• Flat square edge profile on Executive Payback only	No cost	Specify with <i>flat square edge profile</i> .

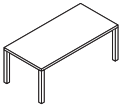
Specification Information									
Dimensions			Style	Price	Dimensions			Style	Price
D	W	H	Number	:	D	W	H	Number	:
Classic Payback					Executive Payback				
19 ¹ / ₁₆ "	41 ⁵ / ₁₆ "	17 ³ / ₄ "	TS5ATCT42	\$326	19 ¹ / ₁₆ "	41 ⁵ / ₁₆ "	18 ¹ / ₄ "	TS5AETCT42	\$437
21 ⁵ / ₈ "	47 ¹ / ₄ "	17 ³ / ₄ "	TS5ATCT	\$353	21 ⁵ / ₈ "	47 ¹ / ₄ "	18 ¹ / ₄ "	TS5AETCT	\$462

Tables

Payback Tables, continued

SIN 711.2

Coffee Tables with Square Legs



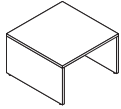
Standard Includes	Required to Specify
<ul style="list-style-type: none"> ▶ Need help? See <i>Meeting Spaces Specification Guide</i> for product details. • Coffee table: laminate • 1"-thick top edges with square edge profile on Classic Payback: high-impact plastic to match top • 1½"-thick top edges with ribbed edge profile on Executive Payback: high-impact plastic to match top • Square legs: paint price group 1 • Adjustable leveling glides • Shipped ready to assemble 	<ul style="list-style-type: none"> 1 Style number 2 Laminate color number for coffee table top 3 Paint color number for square legs 4 Options, if selected (see below) ▶ See <i>Surface Materials</i>, page 415

Options	Price	Required to Specify
Surface Materials <ul style="list-style-type: none"> • Paint price group 1 • Paint price group 2 	<ul style="list-style-type: none"> No cost +\$16 	<ul style="list-style-type: none"> Specify paint color number. Specify paint color number.
Top Edge Band Detail <ul style="list-style-type: none"> • Light plywood striping detail, square edge profile • Medium plywood striping detail, square edge profile • Dark plywood striping detail, square edge profile • Flat square edge profile on Executive Payback only 	<ul style="list-style-type: none"> No cost No cost No cost No cost 	<ul style="list-style-type: none"> Specify <i>with light plywood striping</i>. Specify <i>with medium plywood striping</i>. Specify <i>with dark plywood striping</i>. Specify <i>with flat square edge profile</i>.

Tip: Plywood striping does not match laminate finishes. Plywood striping is offered in three finishes that complement some of the laminates.

Specification Information									
• Dimensions			• Style	• Base	• Dimensions			• Style	• Base
D	W	H	Number	Price	D	W	H	Number	Price
Classic Payback					Executive Payback				
19 ¹ / ₁₆ "	41 ⁵ / ₁₆ "	17"	TS5ATCTL42	\$655	19 ¹ / ₁₆ "	41 ⁵ / ₁₆ "	17 ¹ / ₂ "	TS5AETCTL42	\$764
21 ⁵ / ₈ "	47 ¹ / ₄ "	17"	TS5ATCTL	\$706	21 ⁵ / ₈ "	47 ¹ / ₄ "	17 ¹ / ₂ "	TS5AETCTL	\$816

End Tables with End Panels



Tip: Plywood striping does not match laminate finishes. Plywood striping is offered in three finishes that complement some of the laminates.

Standard Includes	Required to Specify
<ul style="list-style-type: none"> ▶ Need help? See <i>Meeting Spaces Specification Guide</i> for product details. • End table: top laminate and vertical surfaces laminate • 1"-thick top edges with square edge profile on Classic Payback: high-impact plastic to match top • 1½"-thick top edges with ribbed edge profile on Executive Payback: high-impact plastic to match top • Full end panels • Adjustable leveling glides • Shipped ready to assemble 	<ul style="list-style-type: none"> 1 Style number 2 Laminate color number for end table top 3 Vertical laminate color number for table 4 Options, if selected (see below) ▶ See <i>Surface Materials</i>, page 415

Options	Price	Required to Specify
Top Edge Band Detail		
• Light plywood striping detail, square edge profile	No cost	Specify with <i>light plywood striping</i> .
• Medium plywood striping detail, square edge profile	No cost	Specify with <i>medium plywood striping</i> .
• Dark plywood striping detail, square edge profile	No cost	Specify with <i>dark plywood striping</i> .
• Flat square edge profile on Executive Payback only	No cost	Specify with <i>flat square edge profile</i> .

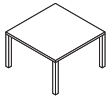
Specification Information									
Dimensions			Style	Price	Dimensions			Style	Price
D	W	H	Number	:	D	W	H	Number	:
Classic Payback					Executive Payback				
21½"	21½"	17¾"	TS5ATET	\$291	21½"	21½"	18¼"	TS5AETET	\$363
29½"	29½"	17¾"	TS5ATCT30	\$357	29½"	29½"	18¼"	TS5AETCT30	\$468
:	:	:	:	:	:	:	:	:	:

Tables

Payback Tables, continued

SIN 711.2

End Tables with Square Legs



Standard Includes	Required to Specify
<ul style="list-style-type: none"> ▶ Need help? See <i>Meeting Spaces Specification Guide</i> for product details. • End table: laminate • 1"-thick top edges with square edge profile on Classic Payback: high-impact plastic to match top • 1½"-thick top edges with ribbed edge profile on Executive Payback: high-impact plastic to match top • Square legs: paint price group 1 • Adjustable leveling glides • Shipped ready to assemble 	<ul style="list-style-type: none"> 1 Style number 2 Laminate color number for end table top 3 Paint color number for square legs 4 Options, if selected (see below) ▶ See <i>Surface Materials</i>, page 415

Options	Price	Required to Specify
Surface Materials <ul style="list-style-type: none"> • Paint price group 1 • Paint price group 2 	<ul style="list-style-type: none"> No cost +\$16 	<ul style="list-style-type: none"> Specify paint color number. Specify paint color number.
Top Edge Band Detail <ul style="list-style-type: none"> • Light plywood striping detail, square edge profile • Medium plywood striping detail, square edge profile • Dark plywood striping detail, square edge profile • Flat square edge profile on Executive Payback only 	<ul style="list-style-type: none"> No cost No cost No cost No cost 	<ul style="list-style-type: none"> Specify <i>with light plywood striping</i>. Specify <i>with medium plywood striping</i>. Specify <i>with dark plywood striping</i>. Specify <i>with flat square edge profile</i>.

Tip: Plywood striping does not match laminate finishes. Plywood striping is offered in three finishes that complement some of the laminates.

Specification Information									
• Dimensions			• Style	• Base	• Dimensions			• Style	• Base
D	W	H	Number	Price	D	W	H	Number	Price
Classic Payback					Executive Payback				
21⅝"	21⅝"	20"	TS5ATETL	\$584	21⅝"	21⅝"	20½"	TS5AETETL	\$655
29½"	29½"	20"	TS5ATETL30	\$715	29½"	29½"	20½"	TS5AETETL30	\$826

SIN 711.2

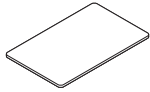
Groupwork Table Tops

Rectangular, Half-Round, Half-Round with Cutout, Trapezoid, Personal, Personal Kidney-Shaped, Square Tops with Concave Edge, 90° Corner Bridges

SIN 711.2

Tip: Standard worksurfaces are 11/8" thick. However, the actual thickness between Low-Pressure Laminate (LPL) and High-Pressure Laminate (HPL) worksurfaces is slightly different. It is recommended that only worksurfaces of the same type are specified in a given application. In addition, there may be sheen or texture differences when using LPL and HPL in adjacent applications. Please use caution when mixing and matching different worksurface types.

Tip: Reinforcing channel (TSATRC39, TSATRC48, TSATRC57, or TSATRC72), ordered separately, must be used with tops larger than 60"W for 60"W or more of unsupported kneespace.
▶ See page 411.



Tip: To ensure proper leg usage, consult the groupwork table top, leg, and base combination section of the specification guide.
▶ See page 380.

Standard Includes	Required to Specify
<ul style="list-style-type: none"> ▶ Need help? See <i>Meeting Spaces Specification Guide</i> for product details. • 1 1/8"-thick top: Low-Pressure Laminate or High-Pressure Laminate • 3 mm radius profile edge: plastic 	<ol style="list-style-type: none"> 1 Style number 2 Low-Pressure Laminate or High-Pressure Laminate color number for top, as appropriate 3 Plastic edge band color number for top 4 Options, if selected (see below) <ul style="list-style-type: none"> ▶ See <i>Surface Materials</i>, page 415

Options	Price	Required to Specify
Surface Materials <ul style="list-style-type: none"> • High-Pressure Laminate worksurfaces • Open Line laminate 	+\$65 plus cost of laminate	<ul style="list-style-type: none"> ▶ See <i>Surface Materials Reference Manual</i>.
Related Products <ul style="list-style-type: none"> • Groupwork table legs • Groupwork table bases • Modesty panels • Wire management trough • Reinforcing channel 		<ul style="list-style-type: none"> ▶ Page 406 ▶ Page 409 ▶ Page 410 ▶ Page 410 ▶ Page 411

Specification Information				
Dimensions	Style Number	Price	Style Number	Base Price
D W	LPL		HPL	

Rectangular Tops

18"	48"	TS4TLR1848	\$174	TS4THR1848	\$202
18"	60"	TS4TLR1860	\$237	TS4THR1860	\$284
18"	66"	TS4TLR1866	\$263	TS4THR1866	\$286
18"	72"	TS4TLR1872	\$281	TS4THR1872	\$304
18"	84"	TS4TLR1884	\$330	TS4THR1884	\$411
24"	36"	TS4TLR2436	\$153	TS4THR2436	\$169
24"	42"	TS4TLR2442	\$169	TS4THR2442	\$181
24"	48"	TS4TLR2448	\$190	TS4THR2448	\$216
24"	60"	TS4TLR2460	\$255	TS4THR2460	\$279
24"	66"	TS4TLR2466	\$281	TS4THR2466	\$301
24"	72"	TS4TLR2472	\$299	TS4THR2472	\$308
24"	84"	TS4TLR2484	\$361	TS4THR2484	\$457
30"	36"	TS4TLR3036	\$188	TS4THR3036	\$235
30"	42"	TS4TLR3042	\$208	TS4THR3042	\$247
30"	48"	TS4TLR3048	\$225	TS4THR3048	\$279
30"	60"	TS4TLR3060	\$308	TS4THR3060	\$317
30"	66"	TS4TLR3066	\$325	TS4THR3066	\$345
30"	72"	TS4TLR3072	\$351	TS4THR3072	\$380

▶ **Specification Information, continued on next page**

► Specification Information, continued from previous page

SIN 711.2

Specification Information					
Dimensions		Style Number	Price	Style Number	Base Price
D	W				

Half-Round Tops



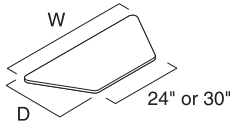
18"	36"	TS4TLN1836	\$224	TS4THN1836	\$259
24"	48"	TS4TLN2448	\$314	TS4THN2448	\$333
30"	60"	TS4TLN3060	\$401	TS4THN3060	\$423

Half-Round Tops with Cutout



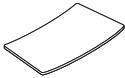
21"	42"	TS4TLNC2142	\$287	TS4THNC2142	\$331
27"	54"	TS4TLNC2754	\$374	TS4THNC2754	\$459
33"	66"	TS4TLNC3366	\$511	TS4THNC3366	\$641

Trapezoid Tops



21 ³ / ₈ "	48"	TS4TLG2448	\$281	TS4THG2448	\$324
26 ¹ / ₂ "	60"	TS4TLG3060	\$405	TS4THG3060	\$465

Personal Tops



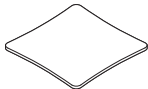
18"	36"	TS4TLW1836	\$281	TS4THW1836	\$324
24"	42"	TS4TLW2442	\$302	TS4THW2442	\$348

Personal Kidney-Shaped Tops



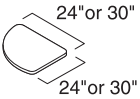
24"	42"	TS4TLWK2442	\$344	TS4THWK2442	\$396
-----	-----	--------------------	-------	--------------------	-------

Square Tops with Concave Edge



36"	36"	TS4TLRC3636	\$344	TS4THRC3636	\$396
42"	42"	TS4TLRC4242	\$374	TS4THRC4242	\$430

90° Corner Bridges



24"	24"	TS4TLL2424	\$187	TS4THL2424	\$216
30"	30"	TS4TLL3030	\$217	TS4THL3030	\$250

Groupwork Table Tops

Round, Square, and Oval

SIN 711.2

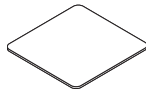
Tip: Standard worksurfaces are 1 1/8" thick. However, the actual thickness between Low-Pressure Laminate (LPL) and High-Pressure Laminate (HPL) worksurfaces is slightly different. It is recommended that only worksurfaces of the same type are specified in a given application. In addition, there may be sheen or texture differences when using LPL and HPL in adjacent applications. Please use caution when mixing and matching different worksurface types.

Standard Includes	Required to Specify
<ul style="list-style-type: none"> ▶ Need help? See <i>Meeting Spaces Specification Guide</i> for product details. • Top: 1 1/8"-thick: Low-Pressure Laminate or High-Pressure Laminate, if selected • Top: 1 3/8"-thick (Suffix T): Low-Pressure Laminate or High-Pressure Laminate, if selected • 3 mm radius profile edge: plastic 	<ol style="list-style-type: none"> 1 Style number 2 Low-Pressure Laminate or High-Pressure Laminate color number for top, as appropriate 3 Plastic edge band color number for top 4 Options, if selected (see below) <p>▶ See <i>Surface Materials</i>, page 415</p>

Options	Price	Required to Specify
Surface Materials <ul style="list-style-type: none"> • High-Pressure Laminate worksurfaces • Open Line laminate 	+\$65 plus cost of laminate	<p>▶ See <i>Surface Materials Reference Manual</i>.</p>
Related Products <ul style="list-style-type: none"> • Groupwork table legs • Groupwork table bases • Modesty panels • Wire management trough • Reinforcing channel 		<ul style="list-style-type: none"> ▶ Page 406 ▶ Page 409 ▶ Page 410 ▶ Page 410 ▶ Page 411



Round



Square



Oval

Specification Information

Dimensions		Style Number	Price	Style Number	Base Price
D	W				

Round Tops

1 1/8"-thick top

24"	24"	TS4TLDR24	\$174	TS4THDR24	\$200
30"	30"	TS4TLDR30	\$224	TS4THDR30	\$259
36"	36"	TS4TLDR36	\$274	TS4THDR36	\$317
42"	42"	TS4TLDR42	\$314	TS4THDR42	\$362
48"	48"	TS4TLDR48	\$349	TS4THDR48	\$402

Square Tops

1 1/8"-thick top

24"	24"	TS4TLR2424	\$174	TS4THR2424	\$238
30"	30"	TS4TLR3030	\$224	TS4THR3030	\$245
36"	36"	TS4TLR3636	\$274	TS4THR3636	\$317
42"	42"	TS4TLR4242	\$314	TS4THR4242	\$362
48"	48"	TS4TLR4848	\$349	TS4THR4848	\$402

Oval Top

1 1/8"-thick top

24"	48"	TS4TLDV2448	\$314	TS4THDV2448	\$362
-----	-----	--------------------	-------	--------------------	-------

Style Number	Price	Style Number	Base Price

Round Tops

1 3/8"-thick top

TS4TLDR24T	\$264	TS4THDR24T	\$304
TS4TLDR30T	\$314	TS4THDR30T	\$362
TS4TLDR36T	\$364	TS4THDR36T	\$419
TS4TLDR42T	\$404	TS4THDR42T	\$464
TS4TLDR48T	\$439	TS4THDR48T	\$504

Square Tops

1 3/8"-thick top

TS4TLR2424T	\$264	TS4THR2424T	\$304
TS4TLR3030T	\$314	TS4THR3030T	\$362
TS4TLR3636T	\$364	TS4THR3636T	\$419
TS4TLR4242T	\$404	TS4THR4242T	\$464
TS4TLR4848T	\$439	TS4THR4848T	\$504

Oval Top

1 3/8"-thick top

TS4TLDV244T	\$404	TS4THDV244T	\$464
--------------------	-------	--------------------	-------

SIN 711.2

Groupwork Conference Table Tops

SIN 711.2

Tip: Conference tops that are 120"W or wider ship in two pieces with quick-connect hardware and brackets.


Tip: Standard worksurfaces are 1 1/8" thick. However, the actual thickness between Low-Pressure Laminate (LPL) and High-Pressure Laminate (HPL) worksurfaces is slightly different. It is recommended that only worksurfaces of the same type are specified in a given application. In addition, there may be sheen or texture differences when using LPL and HPL in adjacent applications. Please use caution when mixing and matching different worksurface types.

Standard Includes	Required to Specify
-------------------	---------------------

- | | |
|---|--|
| <ul style="list-style-type: none"> ▶ Need help? See <i>Meeting Spaces Specification Guide</i> for product details. | <ul style="list-style-type: none"> • Top: 1 1/8"-thick: Low-Pressure Laminate or High-Pressure Laminate, if selected • Top: 1 3/8"-thick (Suffix T): Low-Pressure Laminate or High-Pressure Laminate, if selected • 3 mm radius profile edge: plastic |
| <ul style="list-style-type: none"> ▶ See <i>Surface Materials</i>, page 415 | <ul style="list-style-type: none"> 1 Style number 2 Low-Pressure Laminate or High-Pressure Laminate color number for top, as appropriate 3 Plastic edge band color number for top 4 Options, if selected (see below) ▶ See <i>Surface Materials</i>, page 415 |

Options	Price	Required to Specify
---------	-------	---------------------

- | | | |
|--|--|--|
| High-Pressure Laminate worksurfaces | <ul style="list-style-type: none"> • Open Line laminate | <ul style="list-style-type: none"> + \$65 plus cost of laminate ▶ See <i>Surface Materials Reference Manual</i>. |
| Grommet | <ul style="list-style-type: none"> • One black plastic grommet (96"W only) • Two black plastic grommets (120"W and 144"W only) | <ul style="list-style-type: none"> + \$16 + \$32 Specify with one grommet. Specify with two grommet. |
| Related Products | <ul style="list-style-type: none"> • Groupwork table bases • Wire management trough | <ul style="list-style-type: none"> ▶ Page 409 ▶ Page 348 |



Specification Information

Dimensions	Style Number	Base Price	Style Number	Base Price	Style Number	Base Price	Style Number	Base Price
D	W	LPL	HPL	LPL	HPL	LPL	HPL	LPL

Rectangular Conference Tops

1 1/8"-thick top								
48"	96"	TS4TLR4896	\$594	TS4THR4896	\$683			
48"	120"	TS4TLR48120	\$718	TS4THR48120	\$826			
48"	144"	TS4TLR48144	\$811	TS4THR48144	\$933			

Rectangular Conference Tops

1 3/8"-thick top								
		TS4TLR4896T	\$ 684	TS4THR4896T	\$ 786			
		TS4TLR4812T	\$ 898	TS4THR4812T	\$1033			
		TS4TLR4814T	\$ 991	TS4THR4814T	\$1140			

Racetrack Conference Tops

1 1/8"-thick top								
48"	96"	TS4TLD4896	\$623	TS4THD4896	\$716			
48"	120"	TS4TLD48120	\$750	TS4THD48120	\$862			
48"	144"	TS4TLD48144	\$842	TS4THD48144	\$968			

Racetrack Conference Tops

1 3/8"-thick top								
		TS4TLD4896T	\$ 713	TS4THD4896T	\$ 821			
		TS4TLD4812T	\$ 930	TS4THD4812T	\$1070			
		TS4TLD4814T	\$1022	TS4THD4814T	\$1176			

Boat-Shaped Conference Tops

1 1/8"-thick top								
48"	96"	TS4TLB4896	\$623	TS4THB4896	\$716			
48"	120"	TS4TLB48120	\$750	TS4THB48120	\$862			
48"	144"	TS4TLB48144	\$842	TS4THB48144	\$968			

Boat-Shaped Conference Tops

1 3/8"-thick top								
		TS4TLB4896T	\$ 713	TS4THB4896T	\$ 821			
		TS4TLB4812T	\$ 930	TS4THB4812T	\$1070			
		TS4TLB4814T	\$1022	TS4THB4814T	\$1176			

▶ **Specification Information, continued on next page**

► Specification Information, continued from previous page

Specification Information

Dimensions		Style Number	Base Price	Style Number	Base Price	Style Number	Base Price	Style Number	Base Price
D	W	LPL		HPL		LPL		HPL	
Oval Conference Tops					Oval Conference Tops				
1 1/8"-thick top					1 3/8"-thick top				
48"	96"	TS4TLDV4896	\$623	TS4THDV4896	\$716	TS4TLDV489T	\$713	TS4THDV489T	\$821



Groupwork Table Legs

SIN 711.2

Tip: Levelers are adjustable (lower height), but do not slide. To easily move tables, order tables with casters.

Tip: Attachment hardware is to be used with Currency or Groupwork table tops only.

Tip: To ensure proper stability when casters are specified, see the Groupwork table top, leg, and base combinations section of the specifications guide.
▶ See page 380

Tip: 84" linkage bar is not available on TS4FL2730TC2.

Standard Includes		Required to Specify
▶ Need help? See <i>Meeting Spaces Specification Guide</i> for product details.	<ul style="list-style-type: none"> Table leg(s): paint price group 1 Levelers on post, standing-height, coffee table, and T-legs: black plastic only Casters on flip-top legs: black plastic Linkage bar on pairs of flip-top legs Pin height adjustable leg(s) on standing-height only Attachment hardware 	1 Style number 2 Paint color number for leg(s) 3 Options, if selected (see below) ▶ See <i>Surface Materials</i> , page 415

Options	Price	Required to Specify	
Surface Materials	Post, standing-height, coffee table, or T-legs		
<ul style="list-style-type: none"> Paint price group 1 Paint price group 2 	No cost +\$ 10 per leg	Specify paint color number. Specify paint color number.	
	Flip-top legs		
<ul style="list-style-type: none"> Paint price group 1 Paint price group 2 	No cost +\$ 41	Specify paint color number. Specify paint color number.	
Casters	One post, standing-height, or coffee table leg		
<ul style="list-style-type: none"> One locking caster 	+\$ 5	Specify with <i>caster</i> .	
	Two T-legs		
<ul style="list-style-type: none"> Two casters (one locking and one non-locking) 	+\$ 10	Specify with <i>two casters</i> .	
	Four post, standing-height, coffee table, or T-legs		
<ul style="list-style-type: none"> Four casters (two locking and two non-locking) 	+\$ 20	Specify with <i>four casters</i> .	
Linkage Bar	For pairs of flip-top legs		
<ul style="list-style-type: none"> 36" linkage bar 42" linkage bar 48" linkage bar 60" linkage bar 66" linkage bar 72" linkage bar 84" linkage bar 	No cost	Specify with <i>linkage 36</i> . Specify with <i>linkage 42</i> . Specify with <i>linkage 48</i> . Specify with <i>linkage 60</i> . Specify with <i>linkage 66</i> . Specify with <i>linkage 72</i> . Specify with <i>linkage 84</i> .	
Pin Height-Adjustable Legs	<ul style="list-style-type: none"> One post leg Four post legs 	+\$ 49 +\$196	Specify with <i>pin height-adjustable leg</i> . Specify with <i>pin height-adjustable legs</i> .
Related Products	<ul style="list-style-type: none"> Modesty panels Table tops 		▶ Page 410 ▶ Page 400

Specification Information

Height	Style Number	Base Price
...

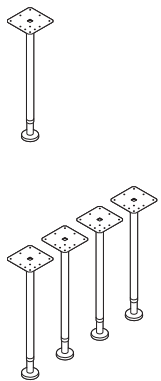
One Post Leg

27 ³ / ₈ "	TS4L27PG	\$100
...

Package of Four Post Legs

27 ³ / ₈ "	TS4L27PG4	\$374
...

▶ **Specification Information, continued on next page**



► Specification Information, continued from previous page

Specification Information

• Height	• Style Number	• Base Price
----------	----------------	--------------

One Standing-Height Adjustable Post Leg

27 ³ / ₈ "–44"	TS4LSHPG	\$179
--------------------------------------	-----------------	-------

Package of Four Standing-Height Adjustable Post Legs

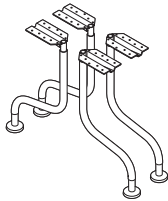
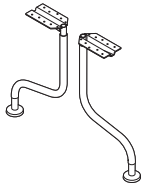
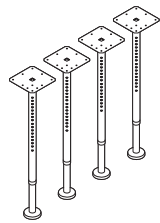
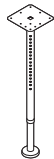
27 ³ / ₈ "–44"	TS4LSHPG4	\$689
--------------------------------------	------------------	-------

Two T-Legs

27 ³ / ₈ "	TS4L27TG	\$188
----------------------------------	-----------------	-------

Package of Four T-Legs

27 ³ / ₈ "	TS4L27TG4	\$351
----------------------------------	------------------	-------



Tip: When ordering T-Legs, style number TS4L27TG includes two halves that form one complete T-Leg. This style number would support one end of a table. Style number TS4L27TG4 includes four halves that form two complete T-Legs. This style number would support both ends of a table.



Tip: Coffee table leg with leveler is 17"H or 19¹/₂"H. Coffee table leg with caster is 19¹/₂"H only.

One Coffee Table Leg

17"–19 ¹ / ₂ "	TS4LCTAPG	\$ 90
--------------------------------------	------------------	-------

► Specification Information, continued on next page



Tables

Groupwork Table Legs, continued

SIN 711.2

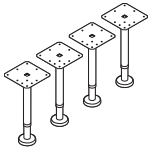
► **Specification Information, continued from previous page**

Specification Information

• Height	• Style Number	• Base Price
----------	----------------	--------------

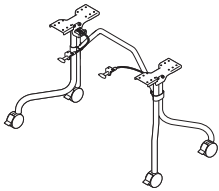
Package of Four Coffee Table Legs

17"-19½"	TS4LCTAPG4	\$325
----------	-------------------	-------



Two Pairs of Flip-Top Legs for 24"D Worksurfaces

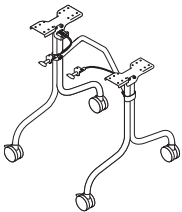
27¾"	TS4FL2724TC2	\$629
------	---------------------	-------



Tip: Flip-top legs are available with casters only. Legs come with hardware and locking release latch for one-person operation. The legs also come with a reinforcement bar to connect the two legs.

Two Pairs of Flip-Top Legs for 30"D Worksurfaces

27¾"	TS4FL2730TC2	\$629
------	---------------------	-------



Groupwork Table Bases

SIN 711.2

Tip: Attachment hardware is to be used with Currency or Groupwork table tops only.

Standard Includes		Required to Specify
<ul style="list-style-type: none"> ▶ Need help? See <i>Meeting Spaces Specification Guide</i> for product details. 	<ul style="list-style-type: none"> • Base: paint price group 1 • Glides: black plastic only • Attachment hardware 	<ul style="list-style-type: none"> 1 Style number 2 Paint color number for base 3 Options, if selected (see below) ▶ See <i>Surface Materials</i>, page 415

Options	Price	Required to Specify
Surface Materials <ul style="list-style-type: none"> • Paint price group 1 • Paint price group 2 	No cost +\$28	Specify paint color number. Specify paint color number.

Specification Information				
Height	Diameter of Base	Diameter of Column	Style Number	Base Price

Coffee-Height Round Table Bases

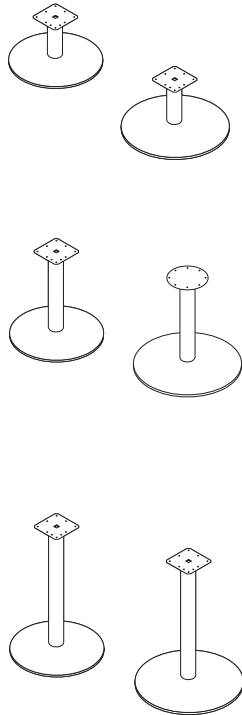
16 1/8"	22"	3"	TS4TCOF22	\$288
16 1/8"	28"	3"	TS4TCOF28	\$443

Round Table Bases

27 3/8"	22"	3"	TS4TBASE22	\$299
27 3/8"	28"	3"	TS4TBASE28	\$456
27 3/8"	28"	5"	TS4TBASE285	\$658

Café-Height Round Table Bases

41"	22"	3"	TS4TCAFE22	\$314
41"	28"	3"	TS4TCAFE28	\$468
41"	28"	5"	TS4TCAFE285	\$683



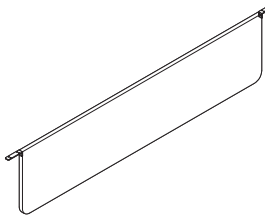
Tip: For heavy use applications, it is recommended to use the 28" diameter base with 5" diameter column for added rigidity.

Tables

Groupwork Table Components

SIN 711.2

Modesty Panels



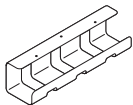
Standard Includes	Required to Specify
-------------------	---------------------

- | | | |
|---|--|---|
| <ul style="list-style-type: none"> ▶ Need help? See <i>Meeting Spaces Specification Guide</i> for product details. | <ul style="list-style-type: none"> • Modesty panel: High-Pressure Laminate • Bracket: black paint only | <ul style="list-style-type: none"> 1 Style number 2 High-Pressure Laminate color number for modesty panel ▶ See <i>Surface Materials</i>, page 415 |
|---|--|---|

Specification Information				
• Dimensions		• Corresponding Table Top Width	• Style Number	• Price
W	H			

25 ⁵ / ₈ "	9"	36"	TS4MH36	\$213
31 ⁵ / ₈ "	9"	42"	TS4MH42	\$223
37 ⁵ / ₈ "	9"	48"	TS4MH48	\$235
49 ⁵ / ₈ "	9"	60"	TS4MH60	\$259
55 ⁵ / ₈ "	9"	66"	TS4MH66	\$269
61 ⁵ / ₈ "	9"	72"	TS4MH72	\$279
73 ⁵ / ₈ "	9"	84"	TS4MH84	\$308
:	:	:	:	:

Wire Management Trough



Standard Includes	Required to Specify
-------------------	---------------------

- | | | |
|---|---|---|
| <ul style="list-style-type: none"> ▶ Need help? See <i>Meeting Spaces Specification Guide</i> for product details. | <ul style="list-style-type: none"> • Wire management trough: paint | <ul style="list-style-type: none"> 1 Style number 2 Paint color number for wire management trough ▶ See <i>Surface Materials</i>, page 415 |
|---|---|---|

Specification Information	
• Style Number	• Price

TS4WIRE	\$88
:	:

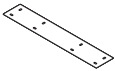
Supports

Standard Includes	Required to Specify
<ul style="list-style-type: none"> Need help? See <i>Meeting Spaces Specification Guide</i> for product details. Worksurface support: black paint 	Style number


Specification Information		
Dimensions	Style Number	Price

In-Line Support Plates

14"D	TSATPL14	\$ 63
20"D	TSATPL20	\$ 63



Tip: In-line support plates should be used on 90° corner bridges when legs are not used. Use two 14"D in-line support plates with 24"D corner bridges, and use two 20"D in-line support plates with 30"D corner bridges.




Tip: Six tie plates should be used on 90° corner bridges when legs are not used and when connecting two Groupwork tables with levelers together.

Package of Six Tie Plates for Side-by-Side Worksurfaces

7"L	TSATTIE	\$ 92

Reinforcing Channels

39"W	TSATRC39	\$ 44
48"W	TSATRC48	\$ 48
57"W	TSATRC57	\$ 47
72"W	TSATRC72	\$107



Worksurface-Height Power and Communication Access

SIN 711.2

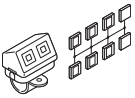
Worksurface-Mounted Receptacle Package



Standard Includes	Required to Specify
<ul style="list-style-type: none"> ▶ Need help? See <i>Wood Casegoods and Tables Specification Guide</i> for product details. • Package of three • Duplex receptacles: black plastic only • 9' cord with three-prong plug: black plastic only 	Style number

Specification Information	
• Style Number	• Price
TSAERPW	\$162
.	.
.	.

Worksurface-Mounted Communication Module Package



Tip: Many of the AMP, AT&T, Krone, Leviton, and other commercially available data terminals can be used—terminals must be of a design that will snap into 0.695 x 0.650, 0.590 x 0.790, or 0.590 x 0.750 openings, in 0.064 maximum thick face plates.

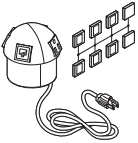
Tip: Order jacks by calling any of the manufacturers listed below:

- AMP Corporation
1.800.522.6752
- Leviton
1.800.722.2082
- Lucent
1.800.344.0223
- Krone
1.800.775.5766
- Punduit
1.800.777.3300

Standard Includes	Required to Specify
<ul style="list-style-type: none"> ▶ Need help? See <i>Wood Casegoods and Tables Specification Guide</i> for product details. • Package of three • Communication housing includes face plates to accommodate customer-supplied voice/data jacks: black plastic only 	Style number

Specification Information	
• Style Number	• Price
TSAERDW	\$101
.	.
.	.

Worksurface-Mounted Power and Communication Sphere



Tip: Sphere is field installed. Use 3"-diameter drill to cut mounting hole at desired location.

Tip: Order jacks by calling any of the manufacturers listed below:

- AMP Corporation
1.800.522.6752
- Leviton
1.800.722.2082
- Lucent
1.800.344.0223
- Krone
1.800.775.5766
- Panduit
1.800.777.3300

Standard Includes	Required to Specify
<ul style="list-style-type: none"> ▶ Need help? See <i>Wood Casegoods and Tables Specification Guide</i> for product details. • Sphere with two simplex electrical outlets: black plastic • Face plates to accommodate two customer-supplied voice/data jacks: black plastic • 6' power cord with three-prong plug: black plastic 	<ul style="list-style-type: none"> • Style number

Specification Information	
• Style Number	• Price
PTDMGB3	\$237
•	•

Tables

Grommet Package



Standard Includes	Required to Specify
<ul style="list-style-type: none"> ▶ Need help? See <i>Wood Casegoods and Tables Specification Guide</i> for product details. • Package of 10 grommets: black plastic 	<ul style="list-style-type: none"> • Style number

Specification Information	
• Style Number	• Price
TSAEGROM	\$49
•	•

Worksurface-Height Power and Communication Access, continued

SIN 711.2

Flip Grommet



Standard Includes **Required to Specify**

- | | | |
|--|--|---|
| <ul style="list-style-type: none"> ▶ Need help? See <i>Wood Caseloads and Tables Specification Guide</i> for product details. | <ul style="list-style-type: none"> • Flip cover: paint • Bottom grommet portion: black plastic | <ul style="list-style-type: none"> 1 Style number 2 Paint color number for flip cover ▶ See <i>Surface Materials</i>, page 415 |
|--|--|---|

Specification Information

• Dimensions			• Style	• Price
D	W	H	Number	
4½"	4"	1¾"	TS5GF3	\$55
·	·	·	·	·

Tip: Flip grommet requires a 3" hole in the worksurface.

Surface Materials

Laminate

Steelcase Surfaces

Low-Pressure Laminate

Applies to:

- Classic Payback 1"-thick table tops

- 246L Mahogany LPL
- 247L Black V2 LPL
- 25L1 Winter on Maple LPL
- 262L Marbled Maple LPL
- 264L Chocolate Walnut LPL
- 265L Marbled Cherry LPL
- 26L1 Natural Cherry V2 LPL
- 275L Warm White LPL
- 284L Natural Oak LPL
- 288L Folkstone LPL
- 2LAT Acacia LPL

Applies to:

- Classic and Executive Payback 1½"-thick table tops

- 246L Mahogany LPL
- 25L1 Winter on Maple LPL
- 262L Marbled Maple LPL
- 264L Chocolate Walnut LPL
- 265L Marbled Cherry LPL
- 26L1 Natural Cherry V2 LPL
- 275L Warm White LPL
- 284L Natural Oak LPL
- 288L Folkstone LPL
- 2LAT Acacia LPL

Applies to:

- Classic and Executive Payback vertical surfaces

- 246L Mahogany LPL
- 247L Black V2 LPL
- 25L1 Winter on Maple LPL
- 262L Marbled Maple LPL
- 264L Chocolate Walnut LPL
- 265L Marbled Cherry LPL
- 26L1 Natural Cherry V2 LPL
- 275L Warm White LPL
- 282L Charcoal LPL
- 2LAT Acacia LPL

Recommended laminates to complement plywood striping, square edge profile

Tip: Plywood striping does not match laminate finishes. Plywood striping is offered in three finishes that complement some of the laminates.

Applies to:

- Payback light plywood striping, square edge profile
- 25L1 Winter on Maple LPL
 - 262L Marbled Maple LPL
 - 275L Warm White LPL

Applies to:

- Payback medium plywood striping, square edge profile
- 262L Marbled Maple LPL
 - 265L Marbled Cherry LPL
 - 26L1 Natural Cherry V2 LPL
 - 284L Natural Oak LPL

Applies to:

- Payback dark plywood striping, square edge profile
- 247L Black V2 LPL
 - 262L Marbled Maple LPL
 - 264L Chocolate Walnut LPL
 - 26L1 Natural Cherry V2 LPL
 - 284L Natural Oak LPL

Applies to:

- Groupwork table tops
- 247L Black V2 LPL
 - 24L0 Walnut LPL
 - 25L1 Winter on Maple LPL
 - 25L5 Virginia Walnut LPL
 - 25L6 Blackwood LPL
 - 25L8 Clear Walnut LPL
 - 25L9 Warm Oak LPL
 - 262L Marbled Maple LPL
 - 264L Chocolate Walnut LPL
 - 267L Marbled Cherry V2 LPL
 - 26L1 Natural Cherry V2 LPL

- 2L03 Brushed Silver LPL
- 2L09 Clear Maple LPL
- 2L30 Arctic White LPL
- 2L50 Vanadium Fiber LPL
- 2L52 Tungsten Fiber LPL
- 2L83 Seagull LPL
- 2L84 Milk LPL
- 2L85 Dune LPL
- 2LAK Clear Oak LPL
- 2LAN Ash Noce LPL
- 2LAT Acacia LPL
- 2LAW Ash Wenge LPL
- 2LBN Bisque Noce LPL
- 2LBW Bisque Wenge LPL
- 2LCN Clay Noce LPL
- 2LCW Clay Wenge LPL
- 2LMG Merle LPL
- 2LSN Storm LPL
- 2LSW Storm Wenge LPL

Steelcase Surfaces

High-Pressure Laminate

Applies to:

- Groupwork table tops
- Tip: Groupwork modesty panels are available in HPL only.*

- 2406 Clear Cherry
- 2409 Clear Maple
- 2410 Graphite Walnut
- 2412 Natural Cherry
- 2422 Medium Cherry
- 2503 Brushed Silver
- 2511 Winter on Maple
- 2535 Virginia Walnut
- 2536 Blackwood
- 2538 Clear Walnut
- 2539 Warm Oak
- 2592 Blonde on Maple
- 2612 Marbled Maple
- 2614 Chocolate Walnut
- 2615 Marbled Cherry V2
- 2714 Natural Walnut
- 2722 Cream
- 2730 Arctic White
- 2746 Black
- 2759 Warm White
- 2772 Medium Mahogany on Walnut
- 2811 Mist
- 2820 Coffee
- 2822 Woodrose Speckle
- 2823 Driftwood Speckle
- 2824 Smoke Speckle
- 2825 Vanadium Speckle
- 2850 Vanadium Fiber
- 2851 Rhyme Fiber
- 2852 Tungsten Fiber
- 2854 Vellum Fiber
- 2859 Novell Fiber
- 2860 Granite Fiber
- 2861 Coconut Fiber
- 2862 Stucco Fiber
- 2870 Blonde Bronze Patina
- 2871 Blackened Bronze Patina
- 2873 Instant Iron Patina
- 2883 Seagull
- 2884 Milk
- 2885 Dune
- 2920 Marl Micro
- 2921 Gypsum Micro
- 2922 Clay Micro
- 2923 Shadow Micro
- 2HAK Clear Oak
- 2HAN Ash Noce
- 2HAT Acacia
- 2HAW Ash Wenge
- 2HBN Bisque Noce
- 2HBW Bisque Wenge
- 2HCN Clay Noce
- 2HCW Clay Wenge
- 2HMG Merle
- 2HSN Storm Noce
- 2HSW Storm Wenge

Select Surfaces

High-Pressure Laminate

Textured Woodgrain Laminate

- 2TH2 Fawn Cypress
- 2TH3 Weathered Char
- 2TH4 Saddle Oak
- 2TH5 Veranda Teak
- 2TH6 Persian Cherry
- 2TH7 Walnut Heights

Plastic

Steelcase Surfaces

Applies to:

- Groupwork table top edge band
- 6000 Black
 - 6001 Coffee
 - 6009 Arctic White
 - 6034 Natural Cherry
 - 6036 Medium Cherry
 - 6037 Winter on Maple
 - 6038 Blonde on Maple
 - 6041 Natural Walnut
 - 6045 Medium Mahogany on Walnut
 - 6052 Milk
 - 6053 Seagull
 - 6213 Acacia
 - 6219 Clear Oak
 - 6225 Merle
 - 6231 Graphite Walnut
 - 6234 Clear Cherry
 - 6237 Clean Maple
 - 6242 Virginia Walnut
 - 6243 Blackwood
 - 6245 Clear Walnut
 - 6246 Warm Oak
 - 6249 Platinum Solid
 - 6527 Merle
 - 6615 Grey V5
 - 6619 Ice
 - 6631 Cream
 - 6635 Dawn
 - 6636 Mist
 - 6654 Sand
 - 6655 Warm White
 - 6676 Marbled Maple
 - 6677 Chocolate Walnut
 - 6678 Marbled Cherry
 - 6689 Brushed Silver
 - 6694 Slate
 - 6695 Midnight
 - 6697 Fog
 - 6698 Fieldstone
 - 6703 Ash Wenge
 - 6704 Storm Wenge
 - 6705 Bisque Wenge
 - 6706 Clay Wenge
 - 6707 Ash Noce
 - 6708 Bisque Noce
 - 6709 Clay Noce
 - 6710 Storm Noce

Select Surfaces

- 6T02 Fawn Cypress
- 6T03 Weathered Char
- 6T04 Saddle Oak
- 6T05 Veranda Teak
- 6T06 Persian Cherry
- 6T07 Walnut Heights

Paint

Applies to:

- Payback slatwall screens
- Payback screen mounting brackets

Price Group 1

- 7207 Black

Price Group 2

- 4798 Sterling Metallic
- 4799 Platinum Metallic

Applies to:

- Groupwork legs
- Groupwork table bases

Price Group 1

- 4242 Milk Smooth
- 7207 Black
- 7225 Sand
- 7236 Fog
- 7237 Slate
- 7238 Fieldstone
- 7239 Midnight
- 7241 Arctic White
- 7243 Seagull

Price Group 2

- 0835 Black
- 4604 Driftwood
- 4700 Warm White
- 4743 Mineral Metallic
- 4744 Pearl Metallic
- 4750 Champagne Metallic
- 4752 Steel Metallic
- 4788 Gold Dust Metallic
- 4798 Sterling Metallic
- 4799 Platinum Metallic
- 4803 Near Black Metallic
- 7245 Carbon Metallic
- 7246 Midnight Metallic

Applies to:

- Payback modesty panel brackets
- Payback steel table bases
- Payback square legs
- Groupwork wire management trough
- Flip grommet

Price Group 1

- 7207 Black

Price Group 2

- 4799 Platinum Metallic

Surface Materials, continued

Fabric

- Applies to:
- Classic and Executive
Payback tackboards

Price Group A

- Lido
- Sprite

Price Group 1

- Abacus
- Alloy
- Bariolage
- Boccie
- Buzz2
- Charm
- Cornice
- Embrasure
- Lapel
- Optic
- Pianista
- Rhythm
- Tinsel

Price Group 2

- Amiranté
- Ashanti Reverse
- Bouquet
- Cogent: Geode Seating
- Cogent: Geode Vertical
- Flip: Orbit
- Flip: Plain Jane
- Flip: TexHex
- Fresco
- Latch
- Milano
- Regatta

Price Group 3

- Billiard Multi-Use by
DesignTex

Recommended Edge Banding Finishes

Low-Pressure Laminates on Groupwork Tables

Recommended Edge
Banding Finishes

Low-Pressure Laminate Color		Recommended Edge Band	
247L	Black V2 LPL	6000	Black
25L1	Winter on Maple LPL	6037	Winter On Maple
25L5	Virginia Walnut LPL	6242	Virginia Walnut
25L6	Blackwood LPL	6243	Blackwood
25L8	Clear Walnut LPL	6245	Clear Walnut
25L9	Warm Oak LPL	6246	Warm Oak
262L	Marbled Maple LPL	6676	Marbled Maple
264L	Chocolate Walnut LPL	6677	Chocolate Walnut
267L	Marbled Cherry V2 LPL	6678	Marbled Cherry
26L1	Natural Cherry V2 LPL	6034	Natural Cherry
2L03	Brushed Silver LPL	6689	Brushed Silver
2L09	Clear Maple LPL	6237	Clear Maple
2L30	Arctic White LPL	6009	Arctic White
2L50	Vanadium Fiber LPL	6654	Sand
2L52	Tungsten Fiber LPL	6697	Fog
2L83	Seagull LPL	6053	Seagull
2L84	Milk LPL	6052	Milk
2L85	Dune LPL	6654	Sand
2LAK	Clear Oak LPL	6219	Clear Oak
2LAN	Ash Noce LPL	6707	Ash Noce
2LAT	Acacia LPL	6213	Acacia
2LAW	Ash Wenge LPL	6703	Ash Wenge
2LBN	Bisque Noce LPL	6708	Bisque Noce
2LBW	Bisque Wenge LPL	6705	Bisque Wenge
2LCN	Clay Noce LPL	6709	Clay Noce
2LCW	Clay Wenge LPL	6706	Clay Wenge
2LSN	Storm Noce LPL	6710	Storm Noce
2LSW	Storm Wenge LPL	6704	Storm Wenge

Recommended Edge Banding Finishes

High-Pressure Laminates and turnstone Laminate Collection on Groupwork Tables

Edges

The recommended edge color will complement the laminate color you specify. Edge color is specified separately.

High-Pressure Laminate Color

Fiber Laminate

High-Pressure Laminate Color	Recommended Edge Band
2850 Vanadium Fiber	6654 Sand
2851 Rhyme Fiber	6631 Cream
2852 Tungsten Fiber	6636 Mist
2854 Vellum Fiber	6655 Warm White
2859 Novell Fiber	6001 Coffee
2860 Granite Fiber	6000 Black
2861 Coconut Fiber	6654 Sand
2862 Stucco Fiber	6053 Seagull

Micro Laminate

2920 Marl Micro	6053 Seagull
2921 Gypsum Micro	6654 Sand
2922 Clay Micro	6654 Sand
2923 Shadow Micro	6249 Platinum Solid

Patina Laminate

2870 Blonde Bronze Patina	6654 Sand
2871 Blackened Bronze Patina	6615 Grey V5
2873 Instant Iron Patina	6615 Grey V5

Solid Laminate

2722 Cream	6631 Cream
2730 Arctic White	6009 Arctic White
2746 Black	6000 Black
2759 Warm White	6655 Warm White
2811 Mist	6636 Mist
2883 Seagull	6053 Seagull
2884 Milk	6052 Milk
2885 Dune	6654 Sand
2HMG Merle	6527 Merle

Speckle Laminate

2820 Coffee Speckle	6631 Cream
2822 Woodrose Speckle	6635 Dawn
2823 Driftwood Speckle	6631 Cream
2824 Smoke Speckle	6636 Mist
2825 Vanadium Speckle	6619 Ice

High-Pressure Laminate Color

Woodgrain Laminate

2406 Clear Cherry	6234 Clear Cherry
2409 Clear Maple	6237 Clear Maple
2410 Graphite Walnut	6231 Graphite Walnut
2412 Natural Cherry	6034 Natural Cherry
2422 Medium Cherry	6036 Medium Cherry
2511 Winter on Maple	6037 Winter on Maple
2538 Clear Walnut	6245 Clear Walnut
2539 Warm Oak	6246 Warm Oak
2592 Blonde on Maple	6038 Blonde on Maple
2714 Natural Walnut	6041 Natural Walnut
2772 Medium Mahogany on Walnut	6045 Medium Mahogany on Walnut
2HAK Clear Oak	6219 Clear Oak
2HAN Ash Noce	6707 Ash Noce
2HAT Acacia	6213 Acacia
2HAW Ash Wenge	6703 Ash Wenge
2HBN Bisque Noce	6708 Bisque Noce
2HBW Bisque Wenge	6705 Bisque Wenge
2HCN Clay Noce	6709 Clay Noce
2HCW Clay Wenge	6706 Clay Wenge
2HSN Storm Noce	6710 Storm Noce
2HSW Storm Wenge	6704 Storm Wenge

turnstone Laminate Collection

turnstone Laminate Collection	Recommended Edge Band
2535 Virginia Walnut	6242 Virginia Walnut
2536 Blackwood	6243 Blackwood
2612 Marbled Maple	6676 Marbled Maple
2614 Chocolate Walnut	6677 Chocolate Walnut
2615 Marbled Cherry	6678 Marbled Cherry

*A selection of laminates and edge bands in this collection are available on Steelcase brand products. This collection is available with standard leadtimes and supported like standard laminates to help make ordering easy.

Akira



Statement of Line **420**



Specifying

20"W Rectangle Fixed Top with T-Base Tables (SIN 711.11)	422
24"W and 30"W Rectangle Fixed Top with L-Base Tables (SIN 711.11)	426
24"W and 30"W Rectangle Flip-Top with L-Base Tables (SIN 711.11)	432
30"W and 36"W Rectangle Fixed Top with T-Base Tables (SIN 711.11)	436
30"W and 36"W Rectangle Flip-Top with T-Base Tables (SIN 711.11)	442
D-Shape Fixed Top with L-Base Tables (SIN 711.11)	446
D-Shape Fixed Top with T-Base Tables (SIN 711.11)	448
D-Shape Flip-Top with T-Base Tables (SIN 711.11)	450
Trapezoid Flip-Top with L-Base Tables (SIN 711.11)	452
Corner Connecting Tops (SIN 711.11)	454
Accessories (SIN 711.11)	455
Power and Data Access (SIN 711.11)	457



Surface Materials **464**

Statement of Line

Akira Tables



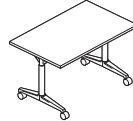
Fixed Top with L-Base



Flip-Top with L-Base



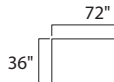
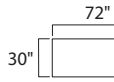
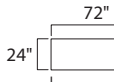
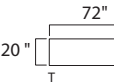
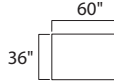
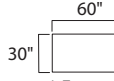
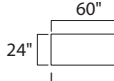
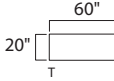
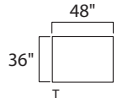
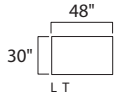
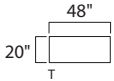
Fixed Top with T-Base



Flip-Top with T-Base

Specifying
▶ Page 422

Akira Rectangular Table



L = L-base
T = T-base

Veneer direction



Fixed Top with L-Base



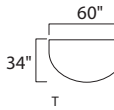
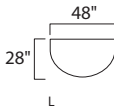
Fixed Top with T-Base



Flip-Top with T-Base

Specifying
▶ Page 446

Akira D-Shape Table



L = L-base
T = T-base

Veneer direction

Akira Tables, continued



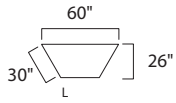
Fixed Top with L-Base

Specifying
▶ Pages 452



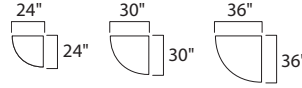
Specifying
▶ Page 454

Akira Trapezoid Table



L = L-base
Veneer direction ≡

Akira Connecting Tops



Veneer direction ≡

20"W Rectangle Fixed Top with T-Base Tables

SIN 711.11



Tip: Shipped knocked down.

Tip: For a factory installed cutout in the table top, specify Mini-Port or Axil Z as an option. If a Mini-Port or Axil Z is not specified as an option, the table top will require a field installed cutout.

Tip: Casters add 1" to the minimum and maximum heights on height adjustable tables.

Tip: A sample of reasonable size must be provided for Customiz Stain.

Tip: Height adjustable table's upper leg will remain black anodized when polished aluminum base is specified.

Tip: For Mini-Port, Axil Z, Ellora, and grommet locations see location charts.
▶ See Meeting Spaces Specification Guide.

Tip: Tables accommodate center grommet, Axil Z, and Mini-Port location only.

Tip: For each USB port specified, there are two USBs per port.

Tip: For Axil Z, the USB for charging is configured in the spot of one data port and is always configured on the end(s).

Tip: The hardwire Mini-Port or Axil Z desktop module does not work with modular table power kits.

Standard Includes

- Top: 1" particle board core with High-Pressure Laminate
- Top support bar: aluminum with plastic cover
- Edge: 3 mm flat plastic edge
- T-base:
 - Upper leg (adjustable height tables only): extruded aluminum in black anodized finish
 - Bezel between the two columns (adjustable height tables only): black plastic
 - Column: extruded aluminum with powder coat
 - T foot: wide die-cast aluminum with injection-molded black plastic bumper strip
- Glides: black plastic

Required to Specify

- 1 Style number
 - 2 Powder coat color number for base
 - 3 Laminate color number for top surface
 - 4 3 mm flat plastic edge color number
 - 5 Options, if selected (see below)
- ▶ See *Surface Materials*, page 464.

	Options	Price	Required to Specify
Surface Materials	Top		
	• Open Line laminate	Cost of laminate	▶ See <i>Surface Materials Reference Manual</i> .
	• Wood veneer Grade 1	Prices at right	Specify with <i>wood veneer Grade 1</i> and select color number.
	• Wood veneer Grade 2	Prices at right	Specify with <i>wood veneer Grade 2</i> and select color number.
	• Customiz Stain	No cost	Specify with <i>Customiz Stain</i> . ▶ See <i>Surface Materials</i> , page 464.
	Base		
	• Polished aluminum	+\$168	Specify with <i>polished aluminum base</i> .
Edge	Wood		
	• Flat wood edge	Prices at right	Specify with <i>flat wood edge</i> .
Mini-Port	One 6' cord (center only)		
	• Two power/two data	+\$306	Specify with <i>one center Mini-Port cord</i> .
	One 6' hardwire (center only)		
	• Two power/two data	+\$360	Specify with <i>one center Mini-Port hard wire</i> .
Axil Z	One 6' cord		
	• Two power/two data	+\$215	Specify with <i>one center Axil Z cord with two power/two data</i> and select color number.
	• Two power/one data/one USB	+\$310	Specify with <i>one center Axil Z cord with two power/one data/one USB</i> and select color number.
	• Two power/two USB	+\$405	Specify with <i>one center Axil Z cord with two power/two USB</i> and select color number.
	• Three power/one data	+\$220	Specify with <i>one center Axil Z cord with three power/one data</i> and select color number.
	• Three power/one USB	+\$315	Specify with <i>one center Axil Z cord with three power/one USB</i> and select color number.
	• Four power	+\$280	Specify with <i>one center Axil Z cord with four power</i> and select color number.

▶ Options, continued on next page

► Options, continued from previous page

	Options	Price	Required to Specify
Axil Z, continued	One 6' hardware		
	• Two power/two data	+\$215	Specify with one center Axil Z hardware with two power/two data and select color number.
	• Two power/one data/one USB	+\$310	Specify with one center Axil Z hardware with two power/one data/one USB and select color number.
	• Two power/two USB	+\$405	Specify with one center Axil Z hardware with two power/two USB and select color number.
	• Three power/one data	+\$220	Specify with one center Axil Z hardware with three power/one data and select color number.
	• Three power/one USB	+\$315	Specify with one center Axil Z hardware with three power/one USB and select color number.
	• Four power	+\$280	Specify with one center Axil Z hardware with four power and select color number.
Modular Table Power Kits	One circuit 1 duplex receptacle		
	• For 48"L tables - modular power kit with one center duplex receptacle, circuit 1	+\$209	Specify with 48"L modular power kit with circuit 1 duplex receptacle.
	• For 60"L tables - modular power kit with one center duplex receptacle, circuit 1	+\$223	Specify with 60"L modular power kit with circuit 1 duplex receptacle.
	• For 72"L tables - modular power kit with one center duplex receptacle, circuit 1	+\$237	Specify with 72"L modular power kit with circuit 1 duplex receptacle.
	One circuit 2 duplex receptacle (To be used with hardware infeed only)		
	• For 48"L tables - modular power kit with one center duplex receptacle, circuit 2	+\$209	Specify with 48"L modular power kit with circuit 2 duplex receptacle.
	• For 60"L tables - modular power kit with one center duplex receptacle, circuit 2	+\$223	Specify with 60"L modular power kit with circuit 2 duplex receptacle.
	• For 72"L tables - modular power kit with one center duplex receptacle, circuit 2	+\$237	Specify with 72"L modular power kit with circuit 2 duplex receptacle.
	Modesty Panel	• Black neoprene with deployable light-gap flap	
	- For 48"L side	+\$278	Specify with modesty panel.
	- For 60"L side	+\$290	Specify with modesty panel.
	- For 72"L side	+\$299	Specify with modesty panel.
Horizontal Wire Manager	• Factory-installed clips: black plastic	+\$ 56	Specify with horizontal wire managers.
Gangers (Required when modular table power kit is specified)	• Bar ganger package: Black metal	+\$ 55	Specify with bar gangers.
	• Flex ganger package: Black plastic	+\$ 74	Specify with flex gangers.
Grommet	• Grommet (center only): black plastic	+\$ 64	Specify with grommet.
Casters	• 3" diameter, locking, dual-wheel: non-marring black plastic	+\$ 46	Add suffix C to style number.
Related Products	• Vertical wire manager		► Page 456
	• Horizontal wire manager		► Page 455

► Specification Information, on next page

Tip: Modular table power kits require either a 20-amp plug infeed or hardware infeed to power the tables. A 20-amp plug infeed can only be used with Circuit 1 receptacles, and the hardware infeed can be used with either or both, Circuit 1 and Circuit 2 receptacles. Both infeeds have a color coded female modular connector that must plug into the matching color coded male infeed connector on the modular power kits.

Tip: When the factory-installed flex ganger option is specified, the flex gangers will be installed in the end-to-end ganging configuration. If side-to-side or end-and-side ganging is required, change the position of the flex gangers at time of installation. All flex ganger locations are pre-drilled for simple re-location when desired.

Tip: When bar gangers are specified, they are shipped with the table. The inserts for all bar gangers are standard on all tables.

20"W Rectangle Fixed Top with T-Base Tables, continued

SIN 711.11

► Options, on previous page

Specification Information

Base Prices



• 3 mm Flat Plastic Edge on Laminate Top:



• Flat Wood Edge on Laminate Top:



• Flat Wood Edge on Wood Top:

Grade 1

Grade 2

• Dimensions
L W H

• Style
Number

Standard Height Rectangle Fixed T-Base with Glides

Dimensions L W H	Style Number	3 mm Flat Plastic Edge on Laminate Top	Flat Wood Edge on Laminate Top	Flat Wood Edge on Wood Top: Grade 1	Flat Wood Edge on Wood Top: Grade 2
48" 20" 28½"	AK4820RT	\$ 873	\$1522	\$1803	\$1938
60" 20" 28½"	AK6020RT	\$ 917	\$1675	\$2027	\$2195
72" 20" 28½"	AK7220RT	\$ 950	\$1816	\$2238	\$2440

Height Adjustable Rectangle Fixed T-Base with Glides

Dimensions L W H	Style Number	3 mm Flat Plastic Edge on Laminate Top	Flat Wood Edge on Laminate Top	Flat Wood Edge on Wood Top: Grade 1	Flat Wood Edge on Wood Top: Grade 2
48" 20" 27½"-32½"	AK4820RTA	\$1058	\$1707	\$1988	\$2123
60" 20" 27½"-32½"	AK6020RTA	\$1101	\$1859	\$2211	\$2379
72" 20" 27½"-32½"	AK7220RTA	\$1135	\$2001	\$2423	\$2625



24"W and 30"W Rectangle Fixed Top with L-Base Tables

SIN 711.11



Tip: Shipped knocked down.

Tip: For a factory installed cutout in the table top, specify Mini-Port, Axil Z, or Ellora as an option. If a Mini-Port, Axil Z, or Ellora is not specified as an option, the table top will require a field installed cutout.

Tip: A sample of reasonable size must be provided for Customiz Stain.

Tip: Height adjustable table's upper leg will remain black anodized when polished aluminum base is specified.

Tip: 48" x 24" and 48" x 30" tables accommodate center Mini-Port, Axil Z, or Ellora opening only.

Tip: For Mini-Port, Axil Z, Ellora, and grommet locations see location charts.
▶ See Meeting Spaces Specification Guide.

Tip: The hardwire Mini-Port, Axil Z, or Ellora desktop module does not work with modular table power kits.

Standard Includes	Required to Specify
<ul style="list-style-type: none"> Top: 1" particle board core with High-Pressure Laminate Top support bar: aluminum with black plastic cover Edge: 3 mm flat plastic edge L-base: <ul style="list-style-type: none"> Upper leg (adjustable height tables only): extruded aluminum in black anodized finish Bezel between the two columns (adjustable height tables only): black plastic Column: extruded aluminum with powder coat L foot: die-cast aluminum with powder coat with injection-molded black plastic bumper strip Glides: black plastic 	<ol style="list-style-type: none"> Style number Powder coat color number for base Laminate color number for top surface 3 mm flat plastic edge color number Options, if selected (see below) <p>▶ See <i>Surface Materials</i>, page 464.</p>

Options	Price	Required to Specify
Surface Materials	Top	
<ul style="list-style-type: none"> Open Line laminate Wood veneer Grade 1 Wood veneer Grade 2 Customiz Stain 	<ul style="list-style-type: none"> Cost of laminate Prices at right Prices at right No cost 	<p>▶ See <i>Surface Materials Reference plus Manual</i>. Specify with <i>wood veneer Grade 1</i> and select color number. Specify with <i>wood veneer Grade 2</i> and select color number. Specify with <i>Customiz Stain</i>. ▶ See <i>Surface Materials</i>, page 464.</p>
	Base	
<ul style="list-style-type: none"> Polished aluminum 	+\$168	Specify with <i>polished aluminum base</i> .
Edge	Wood	
<ul style="list-style-type: none"> Flat wood edge 	Prices at right	Specify with <i>flat wood edge</i> .
Mini-Port	One 6' cord (48"L and center only)	
<ul style="list-style-type: none"> Two power/two data 	+\$306	Specify with <i>one center Mini-Port cord with two power/two data</i> .
	One 6' hardwire (48"L and center only)	
<ul style="list-style-type: none"> Two power/two data 	+\$360	Specify with <i>one center Mini-Port hard wire with two power/two data</i> .
	One 6' cord (60"L and 72"L only)	
<ul style="list-style-type: none"> Two power/two data 	+\$306	Specify with <i>one center Mini-Port cord with two power/two data</i> and select left, right, or center location.
	One 6' hardwire (60"L and 72"L only)	
<ul style="list-style-type: none"> Two power/two data 	+\$360	Specify with <i>one center Mini-Port hard wire with two power/two data</i> and select left, right, or center location.
	Two 6' cords (60"L and 72"L only)	
<ul style="list-style-type: none"> Two power/two data 	+\$612	Specify with <i>two Mini-Port (left and right) cords with two power/two data</i> .
	Two 6' hardwires (60"L and 72"L only)	
<ul style="list-style-type: none"> Two power/two data 	+\$720	Specify with <i>two Mini-Port (left and right) hardwires with two power/two data</i> .

▶ Options, continued on next page

► Options, continued from previous page

Tip: For Axil Z and Ellora, the USB for charging is configured in the spot of one data port and is always configured on the end(s).

Tip: For each USB port specified, there are two USBs per port.

Options	Price	Required to Specify
Axil Z		
One 6' cord (48"L and center only)		
• Two power/two data	+\$215	Specify with one center Axil Z cord with two power/two data and select color number.
• Two power/one data/one USB	+\$310	Specify with one center Axil Z cord with two power/one data/one USB and select color number.
• Two power/two USB	+\$405	Specify with one center Axil Z cord with two power/two USB and select color number.
• Three power/one data	+\$220	Specify with one center Axil Z cord with three power/one data and select color number.
• Three power/one USB	+\$315	Specify with one center Axil Z cord with three power/one USB and select color number.
• Four power	+\$280	Specify with one center Axil Z cord with four power and select color number.
One 6' hardwire (48"L and center only)		
• Two power/two data	+\$215	Specify with one center Axil Z hardwire with two power/two data and select color number.
• Two power/one data/one USB	+\$310	Specify with one center Axil Z hardwire with two power/one data/one USB and select color number.
• Two power/two USB	+\$405	Specify with one center Axil Z hardwire with two power/two USB and select color number.
• Three power/one data	+\$220	Specify with one center Axil Z hardwire with three power/one data and select color number.
• Three power/one USB	+\$315	Specify with one center Axil Z hardwire with three power/one USB and select color number.
• Four power	+\$280	Specify with one center Axil Z hardwire with four power and select color number.
One 6' cord (60"L and 72"L only)		
• Two power/two data	+\$215	Specify with one Axil Z cord with two power/two data, select left, right, or center location and select color number.
• Two power/one data/one USB	+\$310	Specify with one Axil Z cord with two power/one data/one USB, select left, right, or center location and select color number.
• Two power/two USB	+\$405	Specify with one Axil Z cord with two power/two USB, select left, right, or center location and select color number.
• Three power/one data	+\$220	Specify with one Axil Z cord with three power/one data, select left, right, or center location and select color number.
• Three power/one USB	+\$315	Specify with one Axil Z cord with three power/one USB, select left, right, or center location and select color number.
• Four power	+\$280	Specify with one Axil Z cord with four power, select left, right, or center location and select color number.

► Options, continued on next page

24"W and 30"W Rectangle Fixed Top with L-Base Tables, continued

SIN 711.11

► Options, continued from previous page

Tip: For Axil Z and Ellora, the USB for charging is configured in the spot of one data port and is always configured on the end(s).

Tip: For each USB port specified, these are two USBs per port.

	Options	Price	Required to Specify
Axil Z, continued	One 6' hardwire (60"L and 72"L only)		
	• Two power/two data	+\$215	Specify with one Axil Z hardwire with two power/two data, select left, right, or center location and select color number.
	• Two power/one data/one USB	+\$310	Specify with one Axil Z hardwire with two power/one data/one USB, select left, right, or center location and select color number.
	• Two power/two USB	+\$405	Specify with one Axil Z hardwire with two power/two USB, select left, right, or center location and select color number.
	• Three power/one data	+\$220	Specify with one Axil Z hardwire with three power/one data, select left, right, or center location and select color number.
	• Three power/one USB	+\$315	Specify with one Axil Z hardwire with three power/one USB, select left, right, or center location, and select color number.
	• Four power	+\$280	Specify with one Axil Z hardwire with four power, select left, right, or center location.
	Two 6' cords (60"L and 72"L only)		
	• Two power/two data	+\$430	Specify with two (left and right) Axil Z cords with two power/two data and select color number.
	• Two power/one data/one USB	+\$620	Specify with two (left and right) Axil Z cords with two power/one data/one USB and select color number.
	• Two power/two USB	+\$810	Specify with two (left and right) Axil Z cords with two power/two USB and select color number.
	• Three power/one data	+\$440	Specify with two (left and right) Axil Z cords with three power/one data and select color number.
• Three power/one USB	+\$630	Specify with two (left and right) Axil Z cords with three power/one USB and select color number.	
• Four power	+\$560	Specify with two (left and right) Axil Z cords with four power and select color number.	
Two 6' hardwires (60"L and 72"L only)			
• Two power/two data	+\$430	Specify with two (left and right) Axil Z hardwires with two power/two data and select color number.	
• Two power/one data/one USB	+\$620	Specify with two (left and right) Axil Z hardwires with two power/one data/one USB and select color number.	
• Two power/two USB	+\$810	Specify with two (left and right) Axil Z hardwires with two power/two USB and select color number.	
• Three power/one data	+\$440	Specify with two (left and right) Axil Z hardwires with three power/one data and select color number.	
• Three power/one USB	+\$630	Specify with two (left and right) Axil Z hardwires with three power/one USB and select color number.	
• Four power	+\$560	Specify with two (left and right) Axil Z hardwires with four power and select color number.	

► Options, continued on next page

► Options, continued from previous page

	Options	Price	Required to Specify
Ellora	One 6' cord (30"W and center only)		
	• Two power/two data	+\$325	Specify with one center Ellora cord with two power/two data.
	• Two power/one data/one USB	+\$420	Specify with one center Ellora cord with two power/one data/one USB.
	• Two power/two USB	+\$515	Specify with one center Ellora cord with two power/two USB.
	• Three power/one data	+\$330	Specify with one center Ellora cord with three power/one data.
	• Three power/one USB	+\$425	Specify with one center Ellora cord with three power/one USB.
	• Four power	+\$390	Specify with one center Ellora cord with four power.
	One 6' hardware (30"W and center only)		
	• Two power/two data	+\$325	Specify with one center Ellora hardware with two power/two data.
	• Two power/one data/one USB	+\$420	Specify with one center Ellora hardware with two power/one data/one USB.
	• Two power/two USB	+\$515	Specify with one center Ellora hardware with two power/two USB.
	• Three power/one data	+\$330	Specify with one center Ellora hardware with three power/one data.
	• Three power/one USB	+\$425	Specify with one center Ellora hardware with three power/one USB.
• Four power	+\$390	Specify with one center Ellora hardware with four power.	
Modular Table Power Kits	One circuit 1 duplex receptacle		
	• For 48"L tables - modular power kit with one center duplex receptacle, circuit 1	+\$209	Specify with 48"L modular power kit with circuit 1 duplex receptacle.
	• For 60"L tables - modular power kit with one center duplex receptacle, circuit 1	+\$223	Specify with 60"L modular power kit with circuit 1 duplex receptacle.
	• For 72"L tables - modular power kit with one center duplex receptacle, circuit 1	+\$237	Specify with 72"L modular power kit with circuit 1 duplex receptacle.
	One circuit 2 duplex receptacle (To be used with hardwire infeed only)		
	• For 48"L tables - modular power kit with one center duplex receptacle, circuit 2	+\$209	Specify with 48"L modular power kit with circuit 2 duplex receptacle.
	• For 60"L tables - modular power kit with one center duplex receptacle, circuit 2	+\$223	Specify with 60"L modular power kit with circuit 2 duplex receptacle.
	• For 72"L tables - modular power kit with one center duplex receptacle, circuit 2	+\$237	Specify with 72"L modular power kit with circuit 2 duplex receptacle.

Tip: Modular table power kits require either a 20-amp plug infeed or hardwire infeed to power the tables. A 20-amp plug infeed can only be used with Circuit 1 receptacles, and the hardwire infeed can be used with either or both, Circuit 1 and Circuit 2 receptacles. Both infeeds have a color coded female modular connector that must plug into the matching color coded male infeed connector on the modular power kits.

► Options, continued on next page

24"W and 30"W Rectangle Fixed Top with L-Base Tables, continued

SIN 711.11

► Options, continued from previous page

Options	Price	Required to Specify
Modesty Panel		
• Black neoprene with deployable light-gap flap		
- For 48"L side	+\$278	Specify with <i>modesty panel</i> .
- For 60"L side	+\$290	Specify with <i>modesty panel</i> .
- For 72"L side	+\$299	Specify with <i>modesty panel</i> .
Horizontal Wire Manager		
• Factory-installed clips: black plastic	+\$ 56	Specify with <i>horizontal wire managers</i> .
Gangers (Required when modular table power kit is specified)		
• Bar ganger package: Black metal	+\$ 55	Specify with <i>bar gangers</i> .
• Flex ganger package: Black plastic	+\$ 74	Specify with <i>flex gangers</i> .
Grommets		
• One grommet: black plastic	+\$ 64	Specify with <i>grommet</i> and select location of left, right, or center.
• Two grommets: black plastic	+\$128	Specify with <i>two grommets</i> and select location of left/center, right/center, or right/left.
• Three grommets: black plastic	+\$192	Specify with <i>three grommets</i> .
Casters		
• 3" diameter, locking, dual-wheel: non-marring black plastic	+\$ 46	Add suffix C to style number.
Related Products		
• Vertical wire manager		► Page 456
• Horizontal wire manager		► Page 455

Tip: When the factory-installed flex ganger option is specified, the flex gangers will be installed in the end-to-end ganging configuration. If side-to-side or end-and-side ganging is required, change the position of the flex gangers at time of installation. All flex ganger locations are pre-drilled for simple re-location when desired.

Tip: When bar gangers are specified, they are shipped with the table. The inserts for all bar gangers are standard on all tables.

Tip: 48" x 24" and 48" x 30" tables accommodate center grommet only.

Tip: When three grommets are specified, grommets will be located left, right, and center.

Tip: Casters add 1" to the minimum and maximum heights on height adjustable tables.



Specification Information

• Dimensions L W H	• Style Number	Base Prices		
		• 3 mm Flat Plastic Edge on Laminate Top:	• Flat Wood Edge on Laminate Top:	• Flat Wood Edge on Wood Top: Grade 1 Grade 2

Standard Height Rectangle Fixed L-Base with Glides

Dimensions	Style Number	3 mm Flat Plastic Edge on Laminate Top	Flat Wood Edge on Laminate Top	Flat Wood Edge on Wood Top: Grade 1	Flat Wood Edge on Wood Top: Grade 2
48" 24" 28½"	AK4824RL	\$ 905	\$1554	\$1835	\$1970
48" 30" 28½"	AK4830RL	\$ 929	\$1633	\$1985	\$2153
60" 24" 28½"	AK6024RL	\$ 954	\$1712	\$2064	\$2232
60" 30" 28½"	AK6030RL	\$ 956	\$1768	\$2207	\$2419
72" 24" 28½"	AK7224RL	\$ 993	\$1859	\$2281	\$2483
72" 30" 28½"	AK7230RL	\$1000	\$1920	\$2448	\$2701

Height Adjustable Rectangle Fixed L-Base with Glides

Dimensions	Style Number	3 mm Flat Plastic Edge on Laminate Top	Flat Wood Edge on Laminate Top	Flat Wood Edge on Wood Top: Grade 1	Flat Wood Edge on Wood Top: Grade 2
48" 24" 27½"-32½"	AK4824RLA	\$1090	\$1739	\$2020	\$2155
48" 30" 27½"-32½"	AK4830RLA	\$1114	\$1818	\$2170	\$2338
60" 24" 27½"-32½"	AK6024RLA	\$1138	\$1896	\$2248	\$2416
60" 30" 27½"-32½"	AK6030RLA	\$1141	\$1953	\$2392	\$2604
72" 24" 27½"-32½"	AK7224RLA	\$1179	\$2045	\$2467	\$2669
72" 30" 27½"-32½"	AK7230RLA	\$1184	\$2104	\$2632	\$2885

24"W and 30"W Rectangle
Fixed Top with
L-Base Tables

SIN 711.11

24"W and 30"W Rectangle Flip-Top with L-Base Tables

SIN 711.11



Tip: Shipped knocked down.

Tip: Flip tables are not available with glides.

Tip: For a factory installed cutout in the table top, specify Mini-Port, Axil Z, or Ellora as an option. If a Mini-Port, Axil Z, or Ellora is not specified as an option, the table top will require a field installed cutout.

Tip: A sample of reasonable size must be provided for Customiz Stain.

Tip: Height adjustable table's upper leg will remain black anodized when polished aluminum base is specified.

Tip: 48" x 24" and 48" x 30" tables accommodate center Mini-Port, Axil Z, or Ellora opening only.

Tip: For Mini-Port, Axil Z, Ellora, and grommet locations see location charts. ▶ See Meeting Spaces Specification Guide.

Tip: For Axil Z and Ellora, the USB for charging is configured in the spot of one data port and is always configured on the end(s).

Tip: For each USB port specified, there are two USBs per port.

Standard Includes		Required to Specify	
<ul style="list-style-type: none"> • Top: 1" particle board core with High-Pressure Laminate • Top support bar: aluminum with black plastic cover • Edge: 3 mm flat plastic edge • L-base: <ul style="list-style-type: none"> - Upper leg: extruded aluminum in black anodized finish - Bezel between the two columns: black plastic - Column: extruded aluminum with powder coat - L foot: die-cast aluminum with powder coat with injection-molded black plastic bumper strip • Wings: Die-cast aluminum, spring loaded to grasp the upper leg: silver powder coat • Flip mechanism: Black plastic and steel release handle pulls steel cables simultaneously rotating the legs inward for indefinite straight line nesting • Casters: dual-wheel casters: non-marring black plastic, two locking (user side), and two non-locking (flip handle side) 		1 Style number 2 Powder coat color number for base 3 Laminate color number for top surface 4 3 mm flat plastic edge color number 5 Options, if selected (see below) ▶ See <i>Surface Materials</i> , page 464.	
Options	Price	Required to Specify	
Surface Materials	Top		
• Open Line laminate	Cost of laminate	▶ See <i>Surface Materials Reference plus Manual</i> . Specify with <i>wood veneer Grade 1</i> and select color number.	
• Wood veneer Grade 1	Prices at right	Specify with <i>wood veneer Grade 2</i> and select color number.	
• Wood veneer Grade 2	Prices at right	Specify with <i>Customiz Stain</i> .	
• Customiz Stain	No cost	▶ See <i>Surface Materials</i> , page 464.	
	Base		
	• Polished aluminum	+\$168	Specify with <i>polished aluminum base</i> .
Edge	Wood		
	• Flat wood edge	Prices at right	Specify with <i>flat wood edge</i> .
Mini-Port	One 6' cord (48"L and center only)		
	• Two power/two data	+\$306	Specify with <i>one center Mini-Port cord with two power/two data</i> .
	One 6' cord (60"L and 72"L only)		
	• Two power/two data	+\$306	Specify with <i>Mini-Port cord with two power/two data</i> and select left, right, or center location.
	Two 6' cords (60"L and 72"L only)		
	• Two power/two data	+\$612	Specify with <i>two Mini-Port (left and right) cords with two power/two data</i> .
Axil Z	One 6' cord (48"L and center only)		
	• Two power/two data	+\$215	Specify with <i>one center Axil Z cord with two power/two data</i> and select color number.
	• Two power/one data/one USB	+\$310	Specify with <i>one center Axil Z cord with two power/one data/one USB</i> and select color number.
	• Two power/two USB	+\$405	Specify with <i>one center Axil Z cord with two power/two USB</i> and select color number.
	• Three power/one data	+\$220	Specify with <i>one center Axil Z cord with three power/one data</i> and select color number.
	• Three power/one USB	+\$315	Specify with <i>one center Axil Z cord with three power/one USB</i> and select color number.
	• Four power	+\$280	Specify with <i>one center Axil Z cord with four power</i> and select color number.

▶ Options, continued on next page

SIN 711.11

► Options, continued from previous page

	Options	Price	Required to Specify
Axil Z, continued	One 6' cord (60"L and 72"L only)		
	• Two power/two data	+\$215	Specify with one Axil Z cord with two power/two data, select left, right, or center location and select color number.
	• Two power/one data/one USB	+\$310	Specify with one Axil Z cord with two power/one data/one USB, select left, right, or center location and select color number.
	• Two power/two USB	+\$405	Specify with one Axil Z cord with two power/two USB, select left, right, or center location and select color number.
	• Three power/one data	+\$220	Specify with one Axil Z cord with three power/one data, select left, right, or center location and select color number.
	• Three power/one USB	+\$315	Specify with one Axil Z cord with three power/one USB, select left, right, or center location and select color number.
	• Four power	+\$280	Specify with one Axil Z cord with four power, select left, right, or center location and select color number.
	Two 6' cords (60"L and 72"L only)		
	• Two power/two data	+\$430	Specify with two (left and right) Axil Z cords with two power/two data and select color number.
	• Two power/one data/one USB	+\$620	Specify with two (left and right) Axil Z cords with two power/one data/one USB and select color number.
	• Two power/two USB	+\$810	Specify with two (left and right) Axil Z cords with two power/two USB and select color number.
	• Three power/one data	+\$440	Specify with two (left and right) Axil Z cords with three power/one data and select color number.
	• Three power/one USB	+\$630	Specify with two (left and right) Axil Z cords with three power/one USB and select color number.
• Four power	+\$560	Specify with two (left and right) Axil Z cords with four power and select color number.	
Ellora	One 6' cord (30"W and center only)		
	• Two power/two data	+\$325	Specify with one center Ellora cord with two power/two data.
	• Two power/one data/one USB	+\$420	Specify with one center Ellora cord with two power/one data/one USB.
	• Two power/two USB	+\$515	Specify with one center Ellora cord with two power/two USB.
	• Three power/one data	+\$330	Specify with one center Ellora cord with three power/one data.
	• Three power/one USB	+\$425	Specify with one center Ellora cord with three power/one USB.
• Four power	+\$390	Specify with one center Ellora cord with four power.	

► Options, continued on next page

24"W and 30"W Rectangle Flip-Top with L-Base Tables, continued

SIN 711.11

► Options, continued from previous page

Tip: Modular table power kits require either a 20-amp plug infeed or hardwire infeed to power the tables. A 20-amp plug infeed can only be used with Circuit 1 receptacles, and the hardwire infeed can be used with either or both, Circuit 1 and Circuit 2 receptacles. Both infeeds have a color coded female modular connector that must plug into the matching color coded male infeed connector on the modular power kits.

Tip: When the factory-installed flex ganger option is specified, the flex gangers will be installed in the end-to-end ganging configuration. If side-to-side or end-and-side ganging is required, change the position of the flex gangers at time of installation. All flex ganger locations are pre-drilled for simple re-location when desired.




Tip: When bar gangers are specified, they are shipped with the table. The inserts for all bar gangers are standard on all tables.

Tip: 48" x 24" and 48" x 30" tables accommodate center grommet only.

Tip: When three grommets are specified, grommets will be located left, right, and center.

Options	Price	Required to Specify
Modular Table Power Kits <ul style="list-style-type: none"> One circuit 1 duplex receptacle For 48"L tables - modular power kit with one center duplex receptacle, circuit 1 +\$209 For 60"L tables - modular power kit with one center duplex receptacle, circuit 1 +\$223 For 72"L tables - modular power kit with one center duplex receptacle, circuit 1 +\$237 		Specify with 48"L modular power kit with circuit 1 duplex receptacle. Specify with 60"L modular power kit with circuit 1 duplex receptacle. Specify with 72"L modular power kit with circuit 1 duplex receptacle.
Modesty Panel <ul style="list-style-type: none"> Black neoprene with deployable light-gap flap - For 48"L side +\$278 - For 60"L side +\$290 - For 72"L side +\$299 		Specify with modesty panel. Specify with modesty panel. Specify with modesty panel.
Horizontal Wire Manager <ul style="list-style-type: none"> Factory-installed clips: black plastic +\$ 56 		Specify with horizontal wire managers.
Gangers (Required when modular table power kit is specified) <ul style="list-style-type: none"> Bar ganger package: Black metal +\$ 55 Flex ganger package: Black plastic +\$ 74 		Specify with bar gangers. Specify with flex gangers.
Grommets <ul style="list-style-type: none"> One grommet: black plastic +\$ 64 Two grommets: black plastic +\$128 Three grommets: black plastic +\$192 		Specify with grommet and select location of left, right, or center. Specify with two grommets and select location of left/center, right/center, or right/left. Specify with three grommets.
Related Products <ul style="list-style-type: none"> Vertical wire manager Horizontal wire manager 		► Page 456 ► Page 455

Specification Information

• Dimensions L W H	• Style Number	Base Prices		
		• 3 mm Flat Plastic Edge on Laminate Top:	• Flat Wood Edge on Laminate Top:	• Flat Wood Edge on Wood Top: Grade 1 : Grade 2
				

Standard Height Rectangle Flip-Top L-Base with Casters

48"	30"	28½"	AKF4830RLC	\$1455	\$2159	\$2511	\$2679
60"	24"	28½"	AKF6024RLC	\$1479	\$2237	\$2589	\$2757
60"	30"	28½"	AKF6030RLC	\$1481	\$2293	\$2732	\$2944
72"	24"	28½"	AKF7224RLC	\$1518	\$2384	\$2806	\$3008
72"	30"	28½"	AKF7230RLC	\$1523	\$2443	\$2971	\$3224



30"W and 36"W Rectangle Fixed Top with T-Base Tables

SIN 711.11



Tip: Shipped knocked down.

Tip: For a factory installed cutout in the table top, specify Mini-Port, Axil Z, Ellora as an option. If a Mini-Port, Axil Z, or Ellora is not specified as an option, the table top will require a field installed cutout.

Tip: A sample of reasonable size must be provided for Customiz Stain.

Tip: Height adjustable table's upper leg will remain black anodized when polished aluminum base is specified.

Tip: 48" x 30" and 48" x 36" tables accommodate center Mini-Port, Axil Z, or Ellora opening only.

Tip: For Mini-Port, Axil Z, Ellora, and grommet locations see locations see location charts.
▶ See Meeting Spaces Specification Guide.

Standard Includes

- Top: 1" particle board core with High-Pressure Laminate
- Top support bar: aluminum with plastic cover
- Edge: 3 mm flat plastic edge
- T-base:
 - Upper leg (adjustable height tables only): extruded aluminum in black anodized finish
 - Bezel between the two columns (adjustable height tables only): black plastic
 - Column: extruded aluminum with powder coat
 - T foot: wide die-cast aluminum with injection-molded black plastic bumper strip
- Glides: black plastic

Required to Specify

- 1 Style number
 - 2 Powder coat color number for base
 - 3 Laminate color number for top surface
 - 4 3 mm flat plastic edge color number
 - 5 Options, if selected (see below)
- ▶ See *Surface Materials*, page 464.

	Options	Price	Required to Specify
Surface Materials	Top		
	• Open Line laminate	Cost of laminate	▶ See <i>Surface Materials Reference Manual</i> Specify with <i>wood veneer Grade 1</i> and select color number.
	• Wood veneer Grade 1	Prices at right	Specify with <i>wood veneer Grade 2</i> and select color number.
	• Wood veneer Grade 2	Prices at right	Specify with <i>Customiz Stain</i> . ▶ See <i>Surface Materials</i> , page 464.
	Base		
	• Polished aluminum	+\$168	Specify with <i>polished aluminum base</i> .
Edge	Wood		
	• Flat wood edge	Prices at right	Specify with <i>flat wood edge</i> .
Mini-Port	One 6' cord (48"L and center only)		
	• Two power/two data	+\$306	Specify with <i>one center Mini-Port cord with two power/two data</i> .
	One 6' hardwire (48"L and center only)		
	• Two power/two data	+\$360	Specify with <i>one center Mini-Port hard wire with two power/two data</i> .
	One 6' cord (60"L and 72"L only)		
	• Two power/two data	+\$306	Specify with <i>one Mini-Port cord with two power/two data</i> and select left, right, or center location.
	One 6' hardwire (60"L and 72"L only)		
• Two power/two data	+\$360	Specify with <i>one Mini-Port hardwire with two power/two data</i> and select left, right, or center location.	
	Two 6' cords (60"L and 72"L only)		
• Two power/two data	+\$612	Specify with <i>two Mini-Port (left and right) cords with two power/two data</i> .	
	Two 6' hardwires (60"L and 72"L only)		
• Two power/two data	+\$720	Specify with <i>two Mini-Port (left and right) hardwires with two power/two data</i> .	

▶ Options, continued on next page

► Options, continued from previous page

	Options	Price	Required to Specify	
<p><i>Tip: For Axil Z and Ellora, the USB for charging is configured in the spot of one data port and is always configured on the end(s).</i></p> <p><i>Tip: For each USB port specified, there are two USBs per port.</i></p> <p><i>Tip: The hardwire Mini-Port, Axil Z, or Ellora desktop module does not work with modular table power kits.</i></p>	Axil Z			
	One 6' cord (48"L and center only)			
	• Two power/two data	+\$215	Specify with one center Axil Z cord with two power/two data and select color number.	
	• Two power/one data/one USB	+\$310	Specify with one center Axil Z cord with two power/one data/one USB and select color number.	
	• Two power/two USB	+\$405	Specify with one center Axil Z cord with two power/two USB and select color number.	
	• Three power/one data	+\$220	Specify with one center Axil Z cord with three power/one data and select color number.	
	• Three power/one USB	+\$315	Specify with one center Axil Z cord with three power/one USB and select color number.	
	• Four power	+\$280	Specify with one center Axil Z cord with four power and select color number.	
	One 6' hardware (48"L and center only)			
	• Two power/two data	+\$215	Specify with one center Axil Z hardware with two power/two data and select color number.	
	• Two power/one data/one USB	+\$310	Specify with one center Axil Z hardware with two power/one data/one USB and select color number.	
	• Two power/two USB	+\$405	Specify with one center Axil Z hardware with two power/two USB and select color number.	
	• Three power/one data	+\$220	Specify with one center Axil Z hardware with three power/one data and select color number.	
	• Three power/one USB	+\$315	Specify with one center Axil Z hardware with three power/one USB and select color number.	
	• Four power	+\$280	Specify with one center Axil Z hardware with four power and select color number.	
	One 6' cord (60"L and 72"L only)			
	• Two power/two data	+\$215	Specify with one Axil Z cord with two power/two data, select left, right, or center location and select color number.	
	• Two power/one data/one USB	+\$310	Specify with one Axil Z cord with two power/one data/one USB, select left, right, or center location and select color number.	
• Two power/two USB	+\$405	Specify with one Axil Z cord with two power/two USB, select left, right, or center location and select color number.		
• Three power/one data	+\$220	Specify with one Axil Z cord with three power/one data, select left, right, or center location and select color number.		
• Three power/one USB	+\$315	Specify with one Axil Z cord with three power/one USB, select left, right, or center location and select color number.		
• Four power	+\$280	Specify with one Axil Z cord with four power, select left, right, or center location and select color number.		

► Options, continued on next page

30"W and 36"W Rectangle Fixed Top with T-Base Tables, continued

SIN 711.11

► Options, continued from previous page

Options	Price	Required to Specify
Axil Z, continued		
One 6' hardwire (60"L and 72"L only)		
• Two power/two data	+\$215	Specify with one Axil Z hardwire with two power/two data, select left, right, or center location and select color number.
• Two power/one data/one USB	+\$310	Specify with one Axil Z hardwire with two power/one data/one USB, select left, right, or center location and select color number.
• Two power/two USB	+\$405	Specify with one Axil Z hardwire with two power/two USB, select left, right, or center location and select color number.
• Three power/one data	+\$220	Specify with one Axil Z hardwire with three power/one data, select left, right, or center location and select color number.
• Three power/one USB	+\$315	Specify with one Axil Z hardwire with three power/one USB, select left, right, or center location and select color number.
• Four power	+\$280	Specify with one Axil Z hardwire with four power, select left, right, or center location and select color number.
Two 6' cords (60"L and 72"L only)		
• Two power/two data	+\$430	Specify with two (left and right) Axil Z cords with two power/two data and select color number.
• Two power/one data/one USB	+\$620	Specify with two (left and right) Axil Z cords with two power/one data/one USB and select color number.
• Two power/two USB	+\$810	Specify with two (left and right) Axil Z cords with two power/two USB and select color number.
• Three power/one data	+\$440	Specify with two (left and right) Axil Z cords with three power/one data and select color number.
• Three power/one USB	+\$630	Specify with two (left and right) Axil Z cords with three power/one USB and select color number.
• Four power	+\$560	Specify with two (left and right) Axil Z cords with four power and select color number.
Two 6' hardwires (60"L and 72"L only)		
• Two power/two data	+\$430	Specify with two (left and right) Axil Z hardwires with two power/two data and select color number.
• Two power/one data/one USB	+\$620	Specify with two (left and right) Axil Z hardwires with two power/one data/one USB and select color number.
• Two power/two USB	+\$810	Specify with two (left and right) Axil Z hardwires with two power/two USB and select color number.
• Three power/one data	+\$440	Specify with two (left and right) Axil Z hardwires with three power/one data and select color number.
• Three power/one USB	+\$630	Specify with two (left and right) Axil Z hardwires with three power/one USB and select color number.
• Four power	+\$560	Specify with two (left and right) Axil Z hardwires with four power.

► Options, continued on next page

► Options, continued from previous page

	Options	Price	Required to Specify
Ellora	One 6' cord (30"W and center only)		
	• Two power/two data	+\$325	Specify with one center Ellora cord with two power/two data.
	• Two power/one data/one USB	+\$420	Specify with one center Ellora cord with two power/one data/one USB.
	• Two power/two USB	+\$515	Specify with one center Ellora cord with two power/two USB.
	• Three power/one data	+\$330	Specify with one center Ellora cord with three power/one data.
	• Three power/one USB	+\$425	Specify with one center Ellora cord with three power/one USB.
	• Four power	+\$390	Specify with one center Ellora cord with four power.
	One 6' hardware (30"W and center only)		
	• Two power/two data	+\$325	Specify with one center Ellora hardware with two power/two data.
	• Two power/one data/one USB	+\$420	Specify with one center Ellora hardware with two power/one data/one USB.
	• Two power/two USB	+\$515	Specify with one center Ellora hardware with two power/two USB.
	• Three power/one data	+\$330	Specify with one center Ellora hardware with three power/one data.
	• Three power/one USB	+\$425	Specify with one center Ellora hardware with three power/one USB.
• Four power	+\$390	Specify with one center Ellora hardware with four power.	
Modular Table Power Kits	One circuit 1 duplex receptacle		
	• For 48"L tables - modular power kit with one center duplex receptacle, circuit 1	+\$209	Specify with 48"L modular power kit with circuit 1 duplex receptacle.
	• For 60"L tables - modular power kit with one center duplex receptacle, circuit 1	+\$223	Specify with 60"L modular power kit with circuit 1 duplex receptacle.
	• For 72"L tables - modular power kit with one center duplex receptacle, circuit 1	+\$237	Specify with 72"L modular power kit with circuit 1 duplex receptacle.
	One circuit 2 duplex receptacle (To be used with hardwire infeed only)		
	• For 48"L tables - modular power kit with one center duplex receptacle, circuit 2	+\$209	Specify with 48"L modular power kit with circuit 2 duplex receptacle.
	• For 60"L tables - modular power kit with one center duplex receptacle, circuit 2	+\$223	Specify with 60"L modular power kit with circuit 2 duplex receptacle.
	• For 72"L tables - modular power kit with one center duplex receptacle, circuit 2	+\$237	Specify with 72"L modular power kit with circuit 2 duplex receptacle.
	Two circuit 1 duplex receptacles (60"L and 72"L tables only)		
	• For 60"L tables - modular power kit with two center duplex receptacles, circuit 1	+\$289	Specify with 60"L modular power kit with circuit 1 duplex receptacles.
	• For 72"L tables - modular power kit with two center duplex receptacles, circuit 1	+\$303	Specify with 72"L modular power kit with circuit 1 duplex receptacles.

Tip: Modular table power kits require either a 20-amp plug infeed or hardwire infeed to power the tables. A 20-amp plug infeed can only be used with Circuit 1 receptacles, and the hardwire infeed can be used with either or both, Circuit 1 and Circuit 2 receptacles. Both infeeds have a color coded female modular connector that must plug into the matching color coded male infeed connector on the modular power kits.

► Options, continued on next page

30"W and 36"W Rectangle Fixed Top with T-Base Tables, continued

SIN 711.11

► Options, continued from previous page

	Options	Price	Required to Specify
Modular Table Power Kits, Continued	One circuit 1 and circuit 2 duplex receptacles (60"L and 72"L tables only) (To be used with hardwire infeed only)		
	<ul style="list-style-type: none"> • For 60"L tables - modular power kit with two center duplex receptacles, one circuit 1 and one circuit 2 +\$289 • For 72"L tables - modular power kit with two center duplex receptacles, one circuit 1 and one circuit 2 +\$303 		<p>Specify with 60"L modular power kit with one circuit 1 and one circuit 2 duplex receptacles.</p> <p>Specify with 72"L modular power kit with one circuit 1 and one circuit 2 duplex receptacles.</p>
Modesty Panel	• Black neoprene with deployable light-gap flap		
	- For 48"L side	+\$278	Specify with modesty panel.
	- For 60"L side	+\$290	Specify with modesty panel.
	- For 72"L side	+\$299	Specify with modesty panel.
Horizontal Wire Manager	• Factory-installed clips: black plastic	+\$ 56	Specify with horizontal wire managers.
Gangers (Required when modular table power kit is specified)	• Bar ganger package: Black metal	+\$ 55	Specify with bar gangers.
	• Flex ganger package: Black plastic	+\$ 74	Specify with flex gangers.
Grommets	• One grommet: black plastic	+\$ 64	Specify with grommet and select location of left, right, or center.
	• Two grommets: black plastic	+\$128	Specify with two grommets and select location of left/center, right/center, or right/left.
	• Three grommets: black plastic	+\$192	Specify with three grommets.
Casters	• 3" diameter, locking, dual-wheel: non-marring black plastic	+\$ 46	Add suffix C to style number.
Related Products	• Vertical wire manager		► Page 456
	• Horizontal wire manager		► Page 455

► Specification Information, on next page

Tip: When the factory-installed flex ganger option is specified, the flex gangers will be installed in the end-to-end ganging configuration. If side-to-side or end-and-side ganging is required, change the position of the flex gangers at time of installation. All flex ganger locations are pre-drilled for simple re-location when desired.

Tip: When bar gangers are specified, they are shipped with the table. The inserts for all bar gangers are standard on all tables.

Tip: 48" x 24" and 48" x 30" tables accommodate center grommet only.

Tip: Casters add 1" to the minimum and maximum heights on height adjustable tables.

Specification Information

Base Prices

• Dimensions L W H	• Style Number	Base Prices		
		• 3 mm Flat Plastic Edge on Laminate Top:	• Flat Wood Edge on Laminate Top:	• Flat Wood Edge on Wood Top: Grade 1 Grade 2



Standard Height Rectangle Fixed T-Base with Glides

48" 30" 28½"	AK4830RT	\$ 929	\$1633	\$1985	\$2153
48" 36" 28½"	AK4836RT	\$ 990	\$1748	\$2170	\$2372
60" 30" 28½"	AK6030RT	\$ 956	\$1768	\$2207	\$2419
60" 36" 28½"	AK6036RT	\$ 996	\$1862	\$2390	\$2643
72" 30" 28½"	AK7230RT	\$1000	\$1920	\$2448	\$2701
72" 36" 28½"	AK7236RT	\$1030	\$1950	\$2478	\$2731



Height Adjustable Rectangle Fixed T-Base with Glides

48" 30" 27½"-32½"	AK4830RTA	\$1114	\$1818	\$2170	\$2338
48" 36" 27½"-32½"	AK4836RTA	\$1175	\$1933	\$2355	\$2557
60" 30" 27½"-32½"	AK6030RTA	\$1141	\$1953	\$2392	\$2604
60" 36" 27½"-32½"	AK6036RTA	\$1181	\$2047	\$2575	\$2828
72" 30" 27½"-32½"	AK7230RTA	\$1184	\$2104	\$2632	\$2885
72" 36" 27½"-32½"	AK7236RTA	\$1214	\$2134	\$2662	\$2915

30"W x 36"W Rectangle Flip-Top with T-Base Tables

SIN 711.11



Tip: Shipped knocked down.

Tip: Flip-top tables are not available with glides.

Tip: For a factory installed cutout in the table top, specify Mini-Port, Axil Z, or Ellora as an option. If a Mini-Port, Axil Z, or Ellora is not specified as an option, the table top will require a field installed cutout.

Tip: A sample of reasonable size must be provided for Customiz Stain.

Tip: Height adjustable table's upper leg will remain black anodized when polished aluminum base is specified.

Tip: 48" x 30" and 48" x 36" tables accommodate center Mini-Port, Axil Z, or Ellora opening only.

Tip: For Mini-Port, Axil Z, Ellora, and grommet locations see location charts.
▶ See Meeting Spaces Specification Guide.

Tip: For Axil Z and Ellora, the USB for charging is configured in the spot of one data port and is always configured on the end(s).

Tip: For each USB port specified, there are two USBs per port.

Standard Includes

- Top: 1" particle board core with High-Pressure Laminate
- Top support bar: aluminum with square corners
- Edge: 3 mm flat plastic edge
- T-base:
 - Upper leg: extruded aluminum in black anodized finish
 - Bezel between the two columns: black plastic
 - Column: extruded aluminum with powder coat
 - T foot: die-cast aluminum with injection-molded black plastic bumper strip
- Wings: die-cast aluminum, spring loaded to grasp the upper leg: silver powder coat
- Flip mechanism: black plastic and steel release handle pulls steel cables simultaneously rotating the legs inward for indefinite straight line nesting
- Casters: dual-wheel casters: non-marring black plastic, two locking (user side), and two non-locking (flip handle side)

Required to Specify

- 1 Style number
 - 2 Powder coat color number for base
 - 3 Laminate color number for top surface
 - 4 3 mm flat plastic edge color number
 - 5 Options, if selected (see below)
- ▶ See *Surface Materials*, page 464.

	Options	Price	Required to Specify
Surface Materials	Top		
	• Open Line laminate	Cost of laminate	▶ See <i>Surface Materials Reference Manual</i> . Specify with <i>wood veneer Grade 1</i> and select color number. Specify with <i>wood veneer Grade 2</i> and select color number. Specify with <i>Customiz Stain</i> . ▶ See <i>Surface Materials</i> , page 464.
	• Wood veneer Grade 1	Prices at right	
• Wood veneer Grade 2	Prices at right		
	• Customiz Stain	No cost	
	Base		
	• Polished aluminum	+\$168	Specify with <i>polished aluminum base</i> .
Edge	Wood		
	• Flat wood edge	Prices at right	Specify with <i>flat wood edge</i> .
Mini-Port	One 6' cord (48"L and center only)		
	• Two power/two data	+\$306	Specify with <i>one center Mini-Port cord with two power/two data</i> .
	One 6' cord (60"L and 72"L only)		
	• Two power/two data	+\$306	Specify with <i>one Mini-Port cord with two power/two data</i> and select left, right, or center location.
	Two 6' cords (60"L and 72"L only)		
	• Two power/two data	+\$612	Specify with <i>two Mini-Port (left and right) cords with two power/two data</i> .
Axil Z	One 6' cord (48"L only)		
	• Two power/two data	+\$215	Specify with <i>one center Axil Z cord with two power/two data</i> and select color number.
	• Two power/one data/one USB	+\$310	Specify with <i>one center Axil Z cord with two power/one data/one USB</i> and select color number.
	• Two power/two USB	+\$405	Specify with <i>one center Axil Z cord with two power/two USB</i> and select color number.
	• Three power/one data	+\$220	Specify with <i>one center Axil Z cord with three power/one data</i> and select color number.
	• Three power/one USB	+\$315	Specify with <i>one center Axil Z cord with three power/one USB</i> and select color number.
	• Four power	+\$280	Specify with <i>one center Axil Z cord with four power</i> and select color number.

▶ Options, continued on next page

► Options, continued from previous page

Tip: The hardwire Mini-Port, Axil Z, or Ellora desktop module does not work with modular table power kits.

Options	Price	Required to Specify
Axil Z, continued		
One 6' cord (48"L only)		
• Two power/two data	+\$215	Specify with one center Axil Z cord with two power/two data and select color number.
• Two power/one data/one USB	+\$310	Specify with one center Axil Z cord with two power/one data/one USB and select color number.
• Two power/two USB	+\$405	Specify with one center Axil Z cord with two power/two USB and select color number.
• Three power/one data	+\$220	Specify with one center Axil Z cord with three power/one data and select color number.
• Three power/one USB	+\$315	Specify with one center Axil Z cord with three power/one USB and select color number.
• Four power	+\$280	Specify with one center Axil Z cord with four power and select color number.
One 6' cord (60"L and 72"L only)		
• Two power/two data	+\$215	Specify with one Axil Z cord with two power/two data, select left, right, or center location and select color number.
• Two power/one data/one USB	+\$310	Specify with one Axil Z cord with two power/one data/one USB, select left right, or center location and select color number.
• Two power/two USB	+\$405	Specify with one Axil Z cord with two power/two USB, select left, right, or center location and select color number.
• Three power/one data	+\$220	Specify with one Axil Z cord with three power/one data, select left, right, or center location and select color number.
• Three power/one USB	+\$315	Specify with one Axil Z cord with three power/one USB, select left, right, or center location and select color number.
• Four power	+\$280	Specify with one Axil Z cord with four power, select left, right, or center location and select color number.
Two 6' cords (60"L and 72"L only)		
• Two power/two data	+\$430	Specify with two (left and right) Axil Z cords with two power/two data and select color number
• Two power/one data/one USB	+\$620	Specify with two (left and right) Axil Z cords with two power/one data/one USB and select color number.
• Two power/two USB	+\$810	Specify with two (left and right) Axil Z cords with two power/two USB and select color number.
• Three power/one data	+\$440	Specify with two (left and right) Axil Z cords with three power/one data and select color number.
• Three power/one USB	+\$630	Specify with two (left and right) Axil Z cords with three power/one USB and select color number.
• Four power	+\$560	Specify with two (left and right) Axil Z cords with four power and select color number.

► Options, continued on next page

30"W x 36"W Rectangle Flip-Top with T-Base Tables, continued

SIN 711.11

► Options, continued from previous page

	Options	Price	Required to Specify
Ellora	One 6' cord (30"W and center only)		
	• Two power/two data	+\$325	Specify with one center Ellora cord with two power/two data.
	• Two power/one data/one USB	+\$420	Specify with one center Ellora cord with two power/one data/one USB.
	• Two power/two USB	+\$515	Specify with one center Ellora cord with two power/two USB.
	• Three power/one data	+\$330	Specify with one center Ellora cord with three power/one data.
	• Three power/one USB	+\$425	Specify with one center Ellora cord with three power/one USB.
	• Four power	+\$390	Specify with one center Ellora cord with four power.
Modular Table Power Kits	One circuit 1 duplex receptacle		
	• For 48"L tables - modular power kit with one center duplex receptacle, circuit 1	+\$209	Specify with 48"L modular power kit with circuit 1 duplex receptacle.
	• For 60"L tables - modular power kit with one center duplex receptacle, circuit 1	+\$223	Specify with 60"L modular power kit with circuit 1 duplex receptacle.
	• For 72"L tables - modular power kit with one center duplex receptacle, circuit 1	+\$237	Specify with 72"L modular power kit with circuit 1 duplex receptacle.
Modesty Panel	• Black neoprene with deployable light-gap flap		
	- For 48"L side	+\$278	Specify with modesty panel.
	- For 60"L side	+\$290	Specify with modesty panel.
	- For 72"L side	+\$299	Specify with modesty panel.
Horizontal Wire Manager	• Factory-installed clips: black plastic	+\$ 56	Specify with horizontal wire managers.
	Gangers (Required when modular table power kit is specified)		
	• Bar ganger package: Black metal	+\$ 55	Specify with bar gangers.
	• Flex ganger package: Black plastic	+\$ 74	Specify with flex gangers.
Grommets	• One grommet: black plastic	+\$ 64	Specify with grommet and select location of left, right, or center.
	• Two grommets: black plastic	+\$128	Specify with two grommets and select location of left/center, right/center, or right/left.
	• Three grommets: black plastic	+\$192	Specify with three grommets.
Related Products	• Vertical wire manager		► Page 456
	• Horizontal wire manager		► Page 455

► Specification Information, on next page

Tip: Modular table power kits require either a 20-amp plug infeed or hardwire infeed to power the tables. A 20-amp plug infeed can only be used with Circuit 1 receptacles, and the hardwire infeed can be used with either or both, Circuit 1 and Circuit 2 receptacles. Both infeeds have a color coded female modular connector that must plug into the matching color coded male infeed connector on the modular power kits.

Tip: When the factory-installed flex ganger option is specified, the flex gangers will be installed in the end-to-end ganging configuration. If side-to-side or end-and-side ganging is required, change the position of the flex gangers at time of installation. All flex ganger locations are pre-drilled for simple re-location when desired.

Tip: When bar gangers are specified, they are shipped with the table. The inserts for all bar gangers are standard on all tables.

Tip: 48" x 24" and 48" x 30" tables accommodate center grommet only.

Tip: When three grommets are specified, grommets will be located left, right, and center.

Specification Information

Base Prices

• Dimensions L W H	• Style Number	Base Prices		
		• 3 mm Flat Plastic Edge on Laminate Top:	• Flat Wood Edge on Laminate Top:	• Flat Wood Edge on Wood Top: Grade 1 Grade 2



Standard Height Rectangle Flip-Top T-Base with Casters

48" 30" 28½"	AKF4830RTC	\$1455	\$2159	\$2511	\$2679
48" 36" 28½"	AKF4836RTC	\$1515	\$2273	\$2695	\$2897
60" 30" 28½"	AKF6030RTC	\$1481	\$2293	\$2732	\$2944
60" 36" 28½"	AKF6036RTC	\$1520	\$2386	\$2914	\$3167
72" 30" 28½"	AKF7230RTC	\$1523	\$2443	\$2971	\$3224
72" 36" 28½"	AKF7236RTC	\$1553	\$2473	\$3001	\$3254



D-Shape Fixed Top with L-Base Tables

SIN 711.11



Tip: Shipped knocked down.

Tip: For a factory installed cutout in the table top, specify Mini-Port or Axil Z as an option. If a Mini-Port or Axil Z is not specified as an option, the table top will require a field installed cutout.

Tip: A sample of reasonable size must be provided for Customiz Stain.

Tip: Height adjustable table's, upper leg will remain black anodized when polished aluminum base is specified.

Tip: Standard grain direction runs the length of the table (side-to-side).

Tip: Mini-Port, Axil Z, or grommet will be located in center of table.

Tip: For Axil Z, the USB for charging is configured in the spot of one data port and is always configured on the end(s).

Tip: For each USB port specified, there are two USBs per port.

Standard Includes		Required to Specify	
<ul style="list-style-type: none"> Top: 1" particle board core with High-Pressure Laminate Top support bar: aluminum with plastic cover Edge: 3 mm flat plastic edge L-base: <ul style="list-style-type: none"> Upper leg (adjustable height tables only): extruded aluminum in black anodized finish Bezel between the two columns (adjustable height tables only): black plastic Column: extruded aluminum with powder coat L foot: die-cast aluminum with powder coat with injection-molded black plastic bumper strip Glides: black plastic 		<ol style="list-style-type: none"> Style number Powder coat color number for base Laminate color number for top surface 3 mm flat plastic edge color number Options, if selected (see below) <p>▶ See <i>Surface Materials</i>, page 464.</p>	
Options	Price	Required to Specify	
Surface Materials	Top	▶ See <i>Surface Materials Reference Manual</i> . Specify with wood veneer Grade 1 and select color number.	
	<ul style="list-style-type: none"> Open Line laminate Wood veneer Grade 1 	Cost of laminate Prices at right	Specify with wood veneer Grade 1 and select color number.
	<ul style="list-style-type: none"> Wood veneer Grade 2 	Prices at right	Specify with wood veneer Grade 2 and select color number.
	<ul style="list-style-type: none"> Customiz Stain 	No cost	Specify with Customiz Stain.
	Base		▶ See <i>Surface Materials</i> , page 464.
	<ul style="list-style-type: none"> Polished aluminum 	+\$168	Specify with polished aluminum base.
Edge	Wood		
	<ul style="list-style-type: none"> Flat wood edge 	Prices at right	Specify with flat wood edge.
Wood Veneer Grain Direction	<ul style="list-style-type: none"> Front-to-back (width) grain direction 	No cost	Specify with front-to-back (width) grain direction.
Mini-Port	One 6' cord (center only)		
	<ul style="list-style-type: none"> Two power/two data 	+\$306	Specify with one center Mini-Port cord.
	One 6' hardware (center only)		
	<ul style="list-style-type: none"> Two power/two data 	+\$360	Specify with one center Mini-Port hard wire.
Axil Z	One 6' cord (center only)		
	<ul style="list-style-type: none"> Two power/two data 	+\$215	Specify with one center Axil Z cord with two power/two data and select color number.
	<ul style="list-style-type: none"> Two power/one data/one USB 	+\$310	Specify with one center Axil Z cord with two power/one data/one USB and select color number.
	<ul style="list-style-type: none"> Two power/two USB 	+\$405	Specify with one center Axil Z cord with two power/two USB and select color number.
	<ul style="list-style-type: none"> Three power/one data 	+\$220	Specify with one center Axil Z cord with three power/one data and select color number.
	<ul style="list-style-type: none"> Three power/one USB 	+\$315	Specify with one center Axil Z cord with three power/one USB and select color number.
	<ul style="list-style-type: none"> Four power 	+\$280	Specify with one center Axil Z cord with four power and select color number.

▶ Options, continued on next page

► Options, continued from previous page

Tip: D-shape tables only require a jumper when connecting with rectangular tables. If a desktop module is specified, then the plug from the desktop module can be plugged either into the attached rectangular modular table power kit or independently into an outlet.

Tip: When the factory-installed flex ganger option is specified, the flex gangers will be installed in the end-to-end ganging configuration. If side-to-side or end-and-side ganging is required, change the position of the flex gangers at time of installation. All flex ganger locations are pre-drilled for simple re-location when desired.

Tip: When bar gangers are specified, they are shipped with the table. The inserts for all bar gangers are standard on all tables.

Tip: Casters add 1" to the minimum and maximum heights on height adjustable tables.

Options	Price	Required to Specify
Axil Z, continued	One 6' hardwire (center only)	
• Two power/two data	+\$215	Specify with one center Axil Z hardwire with two power/two data and select color number.
• Two power/one data/one USB	+\$310	Specify with one center Axil Z hardwire with two power/one data/one USB and select color number.
• Two power/two USB	+\$405	Specify with one center Axil Z hardwire with two power/two USB and select color number.
• Three power/one data	+\$220	Specify with one center Axil Z hardwire with three power/one data and select color number.
• Three power/one USB	+\$315	Specify with one center Axil Z hardwire with three power/one USB and select color number.
• Four power	+\$280	Specify with one center Axil Z hardwire with four power and select color number.
Jumper	• Jumper kit with one male and one female modular connector	+\$ 60 Specify with jumper kit.
Horizontal Wire Manager	• Factory-installed clips: black plastic	+\$ 56 Specify with horizontal wire managers.
Gangers (Required when modular table power kit is specified)	• Bar ganger package: Black metal	+\$ 55 Specify with bar gangers.
	• Flex ganger package: Black plastic	+\$ 74 Specify with flex gangers.
Grommet	• Grommet (center only): black plastic	+\$ 64 Specify with grommet.
Casters	• 3" diameter, locking, dual-wheel: non-marring black plastic	+\$ 46 Add suffix C to style number.
Related Products	• Vertical wire manager • Horizontal wire manager	► Page 456 ► Page 455

Specification Information

Dimensions L W H	Style Number	Base Prices		
		3 mm Flat Plastic Edge on Laminate Top:	Flat Wood Edge on Laminate Top:	Flat Wood Edge on Wood Top:
				Grade 1 Grade 2

Standard Height D-Shape Fixed L-Base with Glides

48" 28" 28½"	AK4830DL	\$ 869	\$1410	\$1762	\$1930
--------------	-----------------	--------	--------	--------	--------

Height Adjustable D-Shape Fixed L-Base with Glides

48" 28" 27½"-32½"	AK4830DLA	\$1053	\$1594	\$1946	\$2114
-------------------	------------------	--------	--------	--------	--------



D-Shape Fixed Top with T-Base Tables

SIN 711.11



Tip: Shipped knocked down.

Tip: For a factory installed cutout in the table top, specify Mini-Port or Axil Z as an option. If a Mini-Port or Axil Z is not specified as an option, the table top will require a field installed cutout.

Tip: A sample of reasonable size must be provided for Customiz Stain.

Tip: Height adjustable table's, upper leg will remain black anodized when polished aluminum base is specified.

Tip: Standard grain direction runs the length of the table (side-to-side).

Tip: Mini-Port, Axil Z, or grommet will be located in center of table.

Tip: For Axil Z, the USB for charging is configured in the spot of one data port and is always configured on the end(s).

Tip: For each USB port specified, there are two USBs per port.

Standard Includes	Required to Specify
<ul style="list-style-type: none"> • Top: 1" particle board core with High-Pressure Laminate • Edge: 3 mm flat plastic edge • T-base: <ul style="list-style-type: none"> - Upper leg (adjustable height tables only): extruded aluminum in black anodized finish - Bezel between the two columns (adjustable height tables only): black plastic - Column: extruded aluminum with powder coat - T foot: die-cast aluminum with injection-molded black plastic bumper strip • Glides: black plastic 	1 Style number 2 Powder coat color number for base 3 Laminate color number for top surface 4 3 mm flat plastic edge color number 5 Options, if selected (see below) ▶ See <i>Surface Materials</i> , page 464.

Options	Price	Required to Specify
Surface Materials <ul style="list-style-type: none"> • Top <ul style="list-style-type: none"> • Open Line laminate • Wood veneer Grade 1 • Wood veneer Grade 2 • Customiz Stain • Base <ul style="list-style-type: none"> • Polished aluminum 	Cost of laminate Prices at right Prices at right No cost +\$168	▶ See <i>Surface Materials Reference Manual</i> . Specify with <i>wood veneer Grade 1</i> and select color number. Specify with <i>wood veneer Grade 2</i> and select color number. Specify with <i>Customiz Stain</i> . ▶ See <i>Surface Materials</i> , page 464. Specify with <i>polished aluminum base</i> .
Edge <ul style="list-style-type: none"> • Wood <ul style="list-style-type: none"> • Flat wood edge 	Prices at right	Specify with <i>flat wood edge</i> .
Wood Veneer Grain Direction <ul style="list-style-type: none"> • Lengthwise grain direction 	No cost	Specify with <i>front-to-back (width) grain direction</i> .
Mini-Port <ul style="list-style-type: none"> • One 6' cord (center only) <ul style="list-style-type: none"> • Two power/two data • One 6' hardwire (center only) <ul style="list-style-type: none"> • Two power/two data 	+\$306 +\$360	Specify with <i>one center Mini-Port cord</i> . Specify with <i>one center Mini-Port hard wire</i> .
Axil Z <ul style="list-style-type: none"> • One 6' cord (center only) <ul style="list-style-type: none"> • Two power/two data • Two power/one data/one USB • Two power/two USB • Three power/one data • Three power/one USB • Four power 	+\$215 +\$310 +\$405 +\$220 +\$315 +\$280	Specify with <i>one center Axil Z cord with two power/two data</i> and select color number. Specify with <i>one center Axil Z cord with two power/one data/one USB</i> and select color number. Specify with <i>one center Axil Z cord with two power/two USB</i> and select color number. Specify with <i>one center Axil Z cord with three power/one data</i> and select color number. Specify with <i>one center Axil Z cord with three power/one USB</i> and select color number. Specify with <i>one center Axil Z cord with four power</i> and select color number.

▶ Options, continued on next page

► Options, continued from previous page

Tip: D-shape tables only require a jumper when connecting with rectangular tables. If a desktop module is specified, then the plug from the desktop module can be plugged either into the attached rectangular modular table power kit or independently into an outlet.




Tip: When the factory-installed flex ganger option is specified, the flex gangers will be installed in the end-to-end ganging configuration. If side-to-side or end-and-side ganging is required, change the position of the flex gangers at time of installation. All flex ganger locations are pre-drilled for simple re-location when desired.

Tip: When bar gangers are specified, they are shipped with the table. The inserts for all bar gangers are standard on all tables.

Tip: Casters add 1" to the minimum and maximum heights on height adjustable tables.

Options	Price	Required to Specify
Axil Z, continued	One 6' hardwire (center only)	
• Two power/two data	+\$215	Specify with one center Axil Z hardwire with two power/two data and select color number.
• Two power/one data/one USB	+\$310	Specify with one center Axil Z hardwire with two power/one data/one USB and select color number.
• Two power/two USB	+\$405	Specify with one center Axil Z hardwire with two power/two USB and select color number.
• Three power/one data	+\$220	Specify with one center Axil Z hardwire with three power/one data and select color number.
• Three power/one USB	+\$315	Specify with one center Axil Z hardwire with three power/one USB and select color number.
• Four power	+\$280	Specify with one center Axil Z hardwire with four power and select color number.
Jumper	• Jumper kit with one male and one female modular connector	+\$ 60 Specify with jumper kit.
Horizontal Wire Manager	• Factory-installed clips: black plastic	+\$ 56 Specify with horizontal wire managers.
Gangers (Required when modular table power kit is specified)	• Bar ganger package: Black metal	+\$ 55 Specify with bar gangers.
	• Flex ganger package: Black plastic	+\$ 74 Specify with flex gangers.
Grommet	• Grommet (center only): black plastic	+\$ 64 Specify with grommet.
Casters	• 3" diameter, locking, dual-wheel non-marring black plastic	+\$ 46 Add suffix C to style number.
Related Products	• Vertical wire manager • Horizontal wire manager	► Page 456 ► Page 455

Specification Information

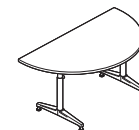
Dimensions L W H	Style Number	Base Prices		
		3 mm Flat Plastic Edge on Laminate Top:	Flat Wood Edge on Laminate Top:	Flat Wood Edge on Wood Top: Grade 1 Grade 2
				

Standard Height D-Shape Fixed T-Base with Glides

60" 34" 28½"	AK6036DT	\$ 989	\$1638	\$2270	\$2575
--------------	-----------------	--------	--------	--------	--------

Height Adjustable D-Shape Fixed T-Base with Glides

60" 34" 27½"-32½"	AK6036DTA	\$1174	\$1823	\$2455	\$2760
-------------------	------------------	--------	--------	--------	--------



D-Shape Flip-Top with T-Base Tables

SIN 711.11



Tip: Shipped knocked down.

Tip: Flip tables are not available with glides.

Tip: For a factory installed cutout in the table top, specify Mini-Port or Axil Z as an option. If a Mini-Port or Axil Z is not specified as an option, the table top will require a field installed cutout.

Tip: A sample of reasonable size must be provided for Customiz Stain.

Tip: On height adjustable tables, upper leg will remain black anodized when polished aluminum base is specified.

Tip: Standard grain direction runs the length of the table (side-to-side).

Tip: Mini-Port, Axil Z, or grommet will be located in center of table.

Tip: For Axil Z, the USB for charging is configured in the spot of one data port and is always configured on the end(s).

Tip: For each USB port specified, there are two USBs per port.

Standard Includes	Required to Specify
<ul style="list-style-type: none"> • Top: 1" particle board core with High-Pressure Laminate • Edge: 3 mm flat plastic edge • T-base: <ul style="list-style-type: none"> - Upper leg: extruded aluminum in black anodized finish - Bezel between the two columns: black plastic - Column: extruded aluminum with powder coat - T foot: die-cast aluminum with injection-molded black plastic bumper strip • Wings: die-cast aluminum, spring loaded to grasp the upper leg: silver powder coat • Flip mechanism: Black plastic and steel release handle pulls steel cables simultaneously rotating the legs inward for indefinite straight line nesting • Casters: dual-wheel casters: non-marring black plastic, two locking (user side), and two non-locking (flip handle side) 	<ol style="list-style-type: none"> 1 Style number 2 Powder coat color number for base 3 Laminate color number for top surface 4 3 mm flat plastic edge color number 5 Options, if selected (see below) <p>▶ See <i>Surface Materials</i>, page 464.</p>

Options	Price	Required to Specify
Surface Materials <ul style="list-style-type: none"> • Top <ul style="list-style-type: none"> • Open Line laminate <ul style="list-style-type: none"> • Wood veneer Grade 1 • Wood veneer Grade 2 • Customiz Stain • Base <ul style="list-style-type: none"> • Polished aluminum 	<ul style="list-style-type: none"> • Open Line laminate <ul style="list-style-type: none"> • Wood veneer Grade 1 • Wood veneer Grade 2 • Customiz Stain <p>Cost of laminate Prices at right</p> <p>Prices at right</p> <p>No cost</p> <p>+\$168</p>	<p>▶ See <i>Surface Materials Reference Manual</i>. Specify with wood veneer Grade 1 and select color number.</p> <p>Specify with wood veneer Grade 2 and select color number.</p> <p>Specify with Customiz Stain.</p> <p>▶ See <i>Surface Materials</i>, page 464.</p> <p>Specify with polished aluminum base.</p>
Edge <ul style="list-style-type: none"> • Wood <ul style="list-style-type: none"> • Flat wood edge 	<ul style="list-style-type: none"> • Flat wood edge <p>Prices at right</p>	<p>Specify with flat wood edge.</p>
Wood Veneer Grain Direction <ul style="list-style-type: none"> • Lengthwise grain direction 	<ul style="list-style-type: none"> • Lengthwise grain direction <p>No cost</p>	<p>Specify with front-to-back (width) grain direction.</p>
Mini-Port <ul style="list-style-type: none"> • One 6' cord (center only) <ul style="list-style-type: none"> • Two power/two data 	<ul style="list-style-type: none"> • Two power/two data <p>+\$306</p>	<p>Specify with one center Mini-Port cord.</p>
Axil Z <ul style="list-style-type: none"> • One 6' cord (center only) <ul style="list-style-type: none"> • Two power/two data • Two power/one data/one USB • Two power/two USB • Three power/one data • Three power/one USB • Four power 	<ul style="list-style-type: none"> • Two power/two data • Two power/one data/one USB • Two power/two USB • Three power/one data • Three power/one USB • Four power <p>+\$215</p> <p>+\$310</p> <p>+\$405</p> <p>+\$220</p> <p>+\$315</p> <p>+\$280</p>	<p>Specify with one center Axil Z cord with two power/two data and select color number.</p> <p>Specify with one center Axil Z cord with two power/one data/one USB and select color number.</p> <p>Specify with one center Axil Z cord with two power/two USB and select color number.</p> <p>Specify with one center Axil Z cord with three power/one data and select color number.</p> <p>Specify with one center Axil Z cord with three power/one USB and select color number.</p> <p>Specify with one center Axil Z cord with four power and select color number.</p>

▶ Options, continued on next page

► Options, continued from previous page

Options	Price	Required to Specify
Jumper	• Jumper kit with one male and one female modular connector +\$60	Specify with jumper kit.
Horizontal Wire Manager	• Factory-installed clips: black plastic +\$56	Specify with horizontal wire managers.
Gangers (Required when modular table power kit is specified)	• Bar ganger package: Black metal +\$55 • Flex ganger package: Black plastic +\$74	Specify with bar gangers. Specify with flex gangers.
Grommet	• Grommet (center only): black plastic +\$64	Specify with grommet.
Related Products	• Vertical wire manager • Horizontal wire manager	► Page 456 ► Page 455

Tip: D-shape tables only require a jumper when connecting with rectangular tables. If a desktop module is specified, then the plug from the desktop module can be plugged either into the attached rectangular modular table power kit or independently into an outlet.

Tip: When the factory-installed flex ganger option is specified, the flex gangers will be installed in the end-to-end ganging configuration. If side-to-side or end-and-side ganging is required, change the position of the flex gangers at time of installation. All flex ganger locations are pre-drilled for simple re-location when desired.

Tip: When bar gangers are specified, they are shipped with the table. The inserts for all bar gangers are standard on all tables.

Tip: Casters add 1" to the minimum and maximum heights on height adjustable tables.



Specification Information

Dimensions L W H	Style Number	Base Prices		
		3 mm Flat Plastic Edge on Laminate Top:	Flat Wood Edge on Laminate Top:	Flat Wood Edge on Wood Top: Grade 1 Grade 2

Standard Height D-Shape Flip-Top T-Base with Casters

Dimensions L W H	Style Number	3 mm Flat Plastic Edge on Laminate Top:	Flat Wood Edge on Laminate Top:	Flat Wood Edge on Wood Top: Grade 1	Grade 2
60" 34" 28½"	AKF6036DTC	\$1514	\$2163	\$2795	\$3100

Trapezoid Fixed Top with L-Base Tables

SIN 711.11



Tip: Shipped knocked down.

Tip: For a factory installed cutout in the table top, specify Mini-Port or Axil Z as an option. If a Mini-Port or Axil Z is not specified as an option, the table top will require a field installed cutout.

Tip: A sample of reasonable size must be provided for Customiz Stain.

Tip: On height adjustable tables, upper leg will remain black anodized if polished aluminum base is specified.

Tip: Mini-Port, Axil Z, or grommet will be located in center of table.

Tip: For Axil Z, the USB for charging is configured in the spot of one data port and is always configured on the end(s).

Tip: For each USB port specified, there are two USBs per port.

Tip: The hardwire Mini-Port or Axil Z desktop module does not work with modular table power kits.

Standard Includes	Required to Specify
<ul style="list-style-type: none"> • Top: 1" particle board core with High-Pressure Laminate • Edge: 3 mm flat plastic edge • L-base: <ul style="list-style-type: none"> - Upper leg (adjustable height tables only): extruded aluminum in black anodized finish - Bezel between the two columns (adjustable height tables only): black plastic - Column: extruded aluminum with powder coat - L foot: wide die-cast aluminum with powder coat with injection-molded black plastic bumper strip • Glides: black plastic 	<ol style="list-style-type: none"> 1 Style number 2 Powder coat color number for base 3 Laminate color number for top surface 4 3 mm flat plastic edge color number 5 Options, if selected (see below) <p>▶ See <i>Surface Materials</i>, page 464.</p>

Options	Price	Required to Specify
Surface Materials <ul style="list-style-type: none"> • Top <ul style="list-style-type: none"> • Open Line laminate • Wood veneer Grade 1 • Wood veneer Grade 2 • Customiz Stain • Base <ul style="list-style-type: none"> • Polished aluminum 	<ul style="list-style-type: none"> Cost of laminate Prices at right Prices at right No cost +\$168 	<p>▶ See <i>Surface Materials Reference Manual</i>. Specify with <i>wood veneer Grade 1</i> and select color number.</p> <p>Specify with <i>wood veneer Grade 2</i> and select color number.</p> <p>Specify with <i>Customiz Stain</i>.</p> <p>▶ See <i>Surface Materials</i>, page 464.</p> <p>Specify with <i>polished aluminum base</i>.</p>
Edge <ul style="list-style-type: none"> • Wood <ul style="list-style-type: none"> • Flat wood edge 	<ul style="list-style-type: none"> Prices at right 	<p>Specify with <i>flat wood edge</i>.</p>
Mini-Port <ul style="list-style-type: none"> • One 6' cord (center only) <ul style="list-style-type: none"> • Two power/two data • One 6' hardwire (center only) <ul style="list-style-type: none"> • Two power/two data 	<ul style="list-style-type: none"> +\$306 +\$360 	<p>Specify with <i>one center Mini-Port cord</i>.</p> <p>Specify with <i>one center Mini-Port hard wire</i>.</p>
Axil Z <ul style="list-style-type: none"> • One 6' cord (center only) <ul style="list-style-type: none"> • Two power/two data • Two power/one data/one USB • Two power/two USB • Three power/one data • Three power/one USB • Four power • One 6' hardwire (center only) <ul style="list-style-type: none"> • Two power/two data • Two power/one data/one USB • Two power/two USB • Three power/one data 	<ul style="list-style-type: none"> +\$215 +\$310 +\$405 +\$220 +\$315 +\$280 +\$215 +\$310 +\$405 +\$220 	<p>Specify with <i>one center Axil Z cord with two power/two data</i> and select color number.</p> <p>Specify with <i>one center Axil Z cord with two power/one data/one USB</i> and select color number.</p> <p>Specify with <i>one center Axil Z cord with two power/two USB</i> and select color number.</p> <p>Specify with <i>one center Axil Z cord with three power/one data</i> and select color number.</p> <p>Specify with <i>one center Axil Z cord with three power/one USB</i> and select color number.</p> <p>Specify with <i>one center Axil Z cord with four power</i> and select color number.</p> <p>Specify with <i>one center Axil Z hardwire with two power/two data</i> and select color number.</p> <p>Specify with <i>one center Axil Z hardwire with two power/one data/one USB</i> and select color number.</p> <p>Specify with <i>one center Axil Z hardwire with two power/two USB</i> and select color number.</p> <p>Specify with <i>one center Axil Z hardwire with three power/one data</i> and select color number.</p>

▶ Options, continued on next page

► Options, continued from previous page

Options	Price	Required to Specify
Axil Z, continued	One 6' hardwire (center only)	
	• Three power/one USB +\$315	Specify with one center Axil Z hardwire with three power/one USB and select color number. Specify with one center Axil Z hardwire with four power and select color number.
	• Four power +\$280	
Modular Table Power Kits	One circuit 1 duplex receptacle	
	• For 60"L tables - modular power kit with one center duplex receptacle, circuit 1 +\$223	Specify with 60"L modular power kit with circuit 1 duplex receptacle.
	One circuit 2 duplex receptacle (To be used with hardwire infeed only)	
	• For 60"L tables - modular power kit with one center duplex receptacle, circuit 2 +\$223	Specify with 60"L modular power kit with circuit 2 duplex receptacle.
Modesty Panel	• Black neoprene with deployable light-gap flap	
	- For 30"L side +\$270	Specify with modesty panel and 30"L side. Specify with modesty panel and 60"L side.
	- For 60"L side +\$290	
Horizontal Wire Manager	• Factory-installed clips: black plastic +\$ 56	Specify with horizontal wire managers.
Gangers (Required when modular table power kit is specified)	• Bar ganger package: Black metal +\$ 55	Specify with bar gangers.
	• Flex ganger package: Black plastic +\$ 74	Specify with flex gangers.
Grommet	• Grommet (center only): black plastic +\$ 64	Specify with grommet.
Casters	• 3" diameter, locking, dual-wheel: non-marring black plastic +\$ 46	Add suffix C to style number.
Related Products	• Vertical wire manager • Horizontal wire manager	► Page 456 ► Page 455




Tip: Modular table power kits require either a 20-amp plug infeed or hardwire infeed to power the tables. A 20-amp plug infeed can only be used with Circuit 1 receptacles, and the hard-wire infeed can be used with either or both, Circuit 1 and Circuit 2 receptacles. Both infeeds have a color coded female modular connector that must plug into the matching color coded male infeed connector on the modular power kits.

Tip: When the factory-installed flex ganger option is specified, the flex gangers will be installed in the end-to-end ganging configuration. If side-to-side or end-and-side ganging is required, change the position of the flex gangers at time of installation. All flex ganger locations are pre-drilled for simple re-location when desired.

Tip: When bar gangers are specified, they are shipped with the table. The inserts for all bar gangers are standard on all tables.

Tip: Casters add 1" to the minimum and maximum heights on height adjustable tables.

Specification Information

Dimensions L W H	Style Number	Base Prices		
		3 mm Flat Plastic Edge on Laminate Top:	Flat Wood Edge on Laminate Top:	Flat Wood Edge on Wood Top: Grade 1 Grade 2
				

Standard Height Trapezoid Fixed L-Base with Glides

60"	30"	28 1/2"	AK603030PL	\$ 951	\$1627	\$2066	\$2278
-----	-----	---------	-------------------	--------	--------	--------	--------

Height Adjustable Trapezoid Fixed L-Base with Glides

60"	30"	28 1/2"	AK603030PLA	\$1135	\$1811	\$2250	\$2462
-----	-----	---------	--------------------	--------	--------	--------	--------



Corner Connecting Tops

SIN 711.11



Tip: Shipped knocked down.




Standard Includes	Required to Specify
<ul style="list-style-type: none"> • Top: 1" particle board core with High-Pressure Laminate • Edge: 3 mm flat plastic edge • Connecting hardware 	<ul style="list-style-type: none"> 1 Style number 2 Laminate color number for top 3 3 mm flat plastic edge color number 4 Options, if selected (see below) ▶ See <i>Surface Materials</i>, page 464.

Options	Price	Required to Specify
Surface Materials Top <ul style="list-style-type: none"> • Open Line laminate • Wood veneer Grade 1 • Wood veneer Grade 2 • Customiz Stain 	<ul style="list-style-type: none"> Cost of laminate Prices below Prices below No cost 	<ul style="list-style-type: none"> ▶ See <i>Surface Materials Reference Manual</i>. Specify with <i>wood veneer Grade 1</i> and select color number. Specify with <i>wood veneer Grade 2</i> and select color number. Specify with <i>Customiz Stain</i>. ▶ See <i>Surface Materials</i>, page 464.
Edge <ul style="list-style-type: none"> • Flat wood edge 	<ul style="list-style-type: none"> Prices below 	<ul style="list-style-type: none"> Specify with <i>flat wood edge</i>.
Jumper <ul style="list-style-type: none"> • Jumper kit with one male and one female modular connector 	<ul style="list-style-type: none"> +\$60 	<ul style="list-style-type: none"> Specify with <i>jumper kit</i>.

Tip: A sample of reasonable size must be provided for Customiz Stain.

Tip: When using modular table power kits and connecting tops, a jumper kit must be specified for the corner, in order to maintain the power connection from table to table.

Specification Information

• Dimensions L W H	• Style Number	Base Prices		
		• 3 mm Flat Plastic Edge on Laminate Top:	• Flat Wood Edge on Laminate Top:	• Flat Wood Edge on Wood Top: Grade 1 Grade 2
				

90° Corner Connecting Tops

24"	AK90D24	\$345	\$ 777	\$ 918	\$ 985
30"	AK90D30	\$388	\$ 929	\$1148	\$1254
36"	AK90D36	\$415	\$1064	\$1381	\$1532
:	:	:	:	:	:

Veneer direction



Accessories

SIN 711.11

Field-Installed Modesty Panels for Akira



Tip: Modesty panels for trapezoids are available on the 60" or 30" side. Specify 60" or 30" modesty panel for trapezoids.

Tip: AKMOD830 is for use with front of trapezoid tables.

Tip: AKMOD860 is for use with rectangle or rear of trapezoid tables.

Standard Includes	Required to Specify
-------------------	---------------------

- Modesty panel: deployable black neoprene with light-gap flap
- Attachment hardware

Style number

Specification Information

Dimensions		Style	Price
L	H	Number	
30"	8"	AKMOD830	\$270
43½"	8"	AKMOD848	\$278
55½"	8"	AKMOD860	\$290
67½"	8"	AKMOD872	\$299
:	:	:	:

Horizontal Wire Manager



Tip: Horizontal wire manager clips attach to the back side of table top.

Standard Includes	Required to Specify
-------------------	---------------------

- Two horizontal wire manager clips: black plastic
- Hardware included

Style number

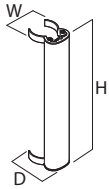
Specification Information

Style	Price
Number	
AKHWM	\$56
:	:

Accessories, continued

SIN 711.11

Vertical Wire Manager



Tip: Vertical wire manager clips into table leg.

Tip: Clips have three snap-fit features for one power cord and two CAT-5 cables.

Standard Includes	Required to Specify
-------------------	---------------------

- | | |
|--|--|
| <ul style="list-style-type: none"> Vertical wire manager clips onto Akira leg: extruded aluminum with power coat to match leg Clips: black plastic | <ul style="list-style-type: none"> 1 Style number 2 Powder coat color number 3 Options, if selected (see below) |
|--|--|

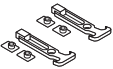
Options	Price	Required to Specify
---------	-------	---------------------

- | | | |
|--------------------------|---|---------------------------------|
| Polished Aluminum | <ul style="list-style-type: none"> Polished aluminum +\$56 | Specify with polished aluminum. |
|--------------------------|---|---------------------------------|

Specification Information				
---------------------------	--	--	--	--

• Dimensions			• Style	• Base
D	W	H	Number	Price
3 1/4"	2 1/4"	12 7/8"	AKVWM	\$112

Flex Ganger Package



Tip: Order one ganger package for each table-to-table combination.


Standard Includes	Required to Specify
-------------------	---------------------

- | | |
|---|--------------|
| <ul style="list-style-type: none"> Two field-installed flexible ganger loops and four hooks: black plastic only Installation instructions | Style number |
|---|--------------|

Specification Information	
---------------------------	--

• Style	• Price
Number	
AK793365	\$74

Bar Ganger Package



Standard Includes	Required to Specify
-------------------	---------------------

- | | |
|---|--------------|
| <ul style="list-style-type: none"> Two field-installed steel bars and four threaded hand knobs: black steel only | Style number |
|---|--------------|

Specification Information	
---------------------------	--

• Style	• Price
Number	
AK793335	\$48

Power and Data Access

SIN 711.11

Grommets for Standard Locations



Tip: The grommet will be shipped with the table so it can be installed on site in the factory-cut opening.

Tip: Custom locations are possible. Custom locations require an engineering review to confirm practicality. Please send a drawing to your Customer Service representative to show the locations you want, confirm practicality, and obtain a quotation.


Tip: Please send a drawing of your arrangement along with your order to ensure that grommets are properly installed.

Standard Includes	Required to Specify
<ul style="list-style-type: none"> 2" diameter opening with snap out covers allow power cords and voice/data cables to pass through the worksurface: black plastic 	Style number

Specification Information	
Style Number	Price
AK793215	\$64

Tip: Additional tables may be able to accommodate grommets. Ask your Steelcase Service representative to help determine practicality.

Mini-Port, Cord



Tip: For a factory installed cutout in the table top, specify Mini-Port as an option for Akira and Runner Plug and Play. If you do not specify Mini-Port as an option, where applicable, the table top will require a field installed cutout.

▶ See Meeting Spaces Specification Guide.

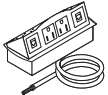
Tip: The Mini-Port desktop module will ship with instructions and a hole-cutting template for field installation, if needed.

Standard Includes	Required to Specify
<ul style="list-style-type: none"> Two power/Two data desktop module with one touch open and close hinged door cover: matte black plastic 6' power cord with 15-amp plug Requires 6" x 2½" cutout UL/CUL listed Voice/data adapter kit to accept couplers and jacks when needed (refer to telecommunications reference chart) 	Style number

Specification Information				
Dimensions			Style Number	Price
D	W	H		
3"	7"	1¾"	793281	\$306

SIN 711.11

Mini-Port, Hardwire



Tip: For a factory installed cutout in the table top, specify Mini-Port as an option for Akira and Runner Plug and Play. If you do not specify Mini-Port as an option, where applicable, the table top will require a field installed cutout.

▶ See Meeting Spaces Specification Guide.

Tip: The Mini-Port desktop module will ship with instructions and a hole-cutting template for field installation, if needed.

Tip: The hardwire Mini-Port desktop module does not work with modular table power kits.

Tip: If a hardwire Mini-Port desktop module is desired, then it should only be specified on tables with glides.

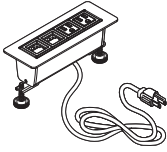
Standard Includes	Required to Specify
-------------------	---------------------

- | | |
|--|--|
| <ul style="list-style-type: none"> • Two power/two data desktop module with one touch open and close hinged door cover: matte black plastic • 6' flexible steel hardwire conduit • Requires 6" x 2½" cutout • UL/CUL listed • Voice/data adapter kit to accept couplers and jacks when needed (refer to telecommunications reference chart) | <ul style="list-style-type: none"> • Style number |
|--|--|

Specification Information				
• Dimensions			• Style	• Price
D	W	H	Number	

3"	7"	1¾"	793284	\$360
:	:	:	:	:
:	:	:	:	:

Axil Z, Cord



Tip: The Axil Z desktop module will ship with instructions and a hole cutout template for field installation, if needed.

Tip: For a factory installed cutout in the table top, specify Axil Z as an option for Akira and Runner Plug and Play. If you do not specify Axil Z as an option, where applicable, the table top will require a field installed cutout.

► See Meeting Spaces Specification Guide.

Tip: USB for charging is configured in the spot of one data port and is always configured on the end(s).

Tip: For each USB port specified, there are two USBs per port.

Standard Includes

- Desktop module, anodized aluminum with painted steel faceplate mounts flat just above worksurface:
 - 4140 Arctic White Gloss
 - 4144 Black Gloss
- 6' power cord with 15-amp plug
- Requires 6¾" x 2" cutout
- Utilizes water-proof simplex (outlets)
- UL listed
- Voice/Data adaptor kit to accept couplers and jacks when needed (refer to telecommunications reference chart)

Required to Specify

- 1 Style number
- 2 Desktop module configuration (see Required Selections below)
- 3 Paint color number for desktop module

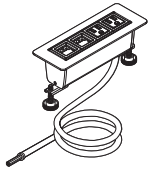
	Required Selections	Price	Required to Specify
Power/Data/USB Configuration	• Two power/two data	No cost	Specify with two power/two data and select color number.
	• Two power/one data/one USB	+\$ 95	Specify with two power/one data/one USB and select color number.
	• Two power/two USB	+\$190	Specify with two power/two USB and select color number.
	• Three power/one data	+\$ 5	Specify with three power/one data and select color number.
	• Three power/one USB	+\$100	Specify with three power/one USB and select color number.
	• Four power	+\$ 65	Specify with four power and select color number.

Specification Information

Dimensions			Style	Base
D	W	H	Number	Price
3"	8"	2¾"	AKDPA4	\$190

SIN 711.11

Axil Z, Hardwire



Tip: The Axil Z desktop module will ship with instructions and a hole cutout template for field installation, if needed.

Tip: For a factory installed cutout in the table top, specify Axil Z as an option for Akira and Runner Plug and Play. If you do not specify Axil Z as an option, where applicable, the table top will require a field installed cutout.

▶ See Meeting Spaces Specification Guide.

Tip: USB for charging is configured in the spot of one data port and is always configured on the end(s).

Tip: For each USB port specified, there are two USBs per port.

Tip: The hardwire Axil Z desktop module does not work with modular table power kits.

Tip: If a hardwire Axil Z desktop module is desired, then it should only be specified on tables with glides.

Standard Includes	Required to Specify
-------------------	---------------------

- | | |
|---|---|
| <ul style="list-style-type: none"> • Desktop module, anodized aluminum with painted steel faceplate mounts flat just above worksurface: <ul style="list-style-type: none"> – 4140 Arctic White Gloss – 4144 Black Gloss • 6' flexible steel hardwire conduit • Requires 6¾" x 2" cutout • Utilizes water-proof simplex (outlets) • UL listed • Voice/data adaptor kit to accept couplers and jacks when needed (refer to telecommunications reference chart) | <ol style="list-style-type: none"> 1 Style number 2 Desktop module configuration (see Required Selections below) 3 Paint color number for desktop module |
|---|---|

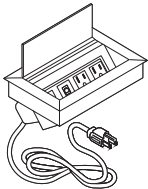
Required Selections	Price	Required to Specify
---------------------	-------	---------------------

Power/Data/USB Configuration	<ul style="list-style-type: none"> • Two power/two data • Two power/one data/one USB • Two power/two USB • Three power/one data • Three power/one USB • Four power 	<table border="1"> <thead> <tr> <th style="background-color: #212121; color: white;">Price</th> </tr> </thead> <tbody> <tr> <td>No cost</td> </tr> <tr> <td>+\$ 95</td> </tr> <tr> <td>+\$190</td> </tr> <tr> <td>+\$ 5</td> </tr> <tr> <td>+\$100</td> </tr> <tr> <td>+\$ 65</td> </tr> </tbody> </table>	Price	No cost	+\$ 95	+\$190	+\$ 5	+\$100	+\$ 65
Price									
No cost									
+\$ 95									
+\$190									
+\$ 5									
+\$100									
+\$ 65									
		<p>Specify with two power/two data and select color number.</p> <p>Specify with two power/one data/one USB and select color number.</p> <p>Specify with two power/two USB and select color number.</p> <p>Specify with three power/one data and select color number.</p> <p>Specify with three power/one USB and select color number.</p> <p>Specify with four power and select color number.</p>							

Specification Information				
Dimensions			Style Number	Base Price
D	W	H		

3"	8"	2¾"	AKDHA4	\$190
----	----	-----	--------	-------

Ellora, Cord



Tip: The Ellora desktop module will ship with instructions and a hole cutout template for field installation, if needed.

Tip: For a factory installed cutout in the table top, specify Ellora as an option for Akira and Runner Plug and Play. If you do not specify Ellora as an option, where applicable, the table top will require a field installed cutout.

▶ See Meeting Spaces Specification Guide.

Tip: USB for charging is configured in the spot of one data port and is always configured on the end(s).

Tip: For each USB port specified, there are two USBs per port.

Standard Includes	Required to Specify
-------------------	---------------------

- Desktop module with lid, mounts flat just above worksurface: anodized aluminum, silver with black faceplate
- 6' power cord with 15-amp plug
- Requires 8" x 5" cutout
- Utilizes water-proof simplex (outlets)
- UL listed
- Voice/data adaptor kit to accept couplers and jacks when needed (refer to telecommunications reference chart)

- 1 Style number
- 2 Desktop module configuration (see Required Selections below)

Power/Data/USB Configuration	Required Selections	Price	Required to Specify
------------------------------	---------------------	-------	---------------------

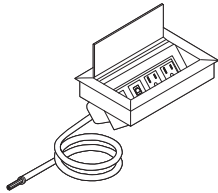
Power/Data/USB Configuration	• Two power/two data	No cost	Specify with two power/two data.
	• Two power/one data/one USB	+\$ 95	Specify with two power/one data/one USB.
	• Two power/two USB	+\$190	Specify with two power/two USB.
	• Three power/one data	+\$ 5	Specify with three power/one data.
	• Three power/one USB	+\$100	Specify with three power/one USB.
	• Four power	+\$ 65	Specify with four power.

Specification Information				
Dimensions			Style	Base
D	W	H	Number	Price

5¼"	8¼"	3½"	AKDPE4	\$300
-----	-----	-----	---------------	-------

SIN 711.11

Ellora, Hardware



Tip: The Ellora desktop module will ship with instructions and a hole cutout template for field installation, if needed.

Tip: For a factory installed cutout in the table top, specify Ellora as an option for Akira and Runner Plug and Play. If you do not specify Ellora as an option, where applicable, the table top will require a field installed cutout.

► See Meeting Spaces Specification Guide.

Tip: USB for charging is configured in the spot of one data port and is always configured on the end(s).

Tip: For each USB port specified, there are two USBs per port.

Tip: The hardwire Ellora desktop module does not work with modular table power kits.

Tip: If a hardwire Ellora desktop module is desired, then it should be specified on tables with glides.

Standard Includes	Required to Specify
-------------------	---------------------

- Desktop module with lid, mounts flat just above worksurface: anodized aluminum, silver with black faceplate
- 6' flexible steel hardwire conduit
- Requires 8" x 5" cutout
- Utilizes water-proof simplex (outlets)
- UL listed
- Voice/data adaptor kit to accept couplers and jacks when needed (refer to telecommunications reference chart)

- 1 Style number
- 2 Desktop module configuration (see Required Selections below)


Power/Data/USB Configuration	Required Selections	Price	Required to Specify
------------------------------	---------------------	-------	---------------------

Power/Data/USB Configuration	• Two power/two data	No cost	Specify with two power/two data.
	• Two power/one data/one USB	+\$ 95	Specify with two power/one data/one USB.
	• Two power/two USB	+\$190	Specify with two power/two USB.
	• Three power/one data	+\$ 5	Specify with three power/one data.
	• Three power/one USB	+\$100	Specify with three power/one USB.
	• Four power	+\$ 65	Specify with four power.

Specification Information				
Dimensions			Style Number	Base Price
D	W	H	Style Number	Base Price

5 1/4"	8 1/4"	3 1/2"	AKDHE4	\$300
--------	--------	--------	---------------	-------

Single-Circuit 20-Amp Plug Base Power Infeed



Tip: The hardwire desktop modules do not work with modular table power kits, therefore, do not require any type of infeeds.

Tip: The plug infeed can only be used with circuit 1 modular table power kits.

Tip: Plug infeed can only be on tables with glides or casters.

Tip: The female modular connector of the infeed can only connect to the male infeed of the modular table power kit.

Standard Includes

- Single circuit (circuit 1) power infeed with 20-Amp plug on one end and female modular connector on the other end: 24" of thick rubber on plug end with coupler attaching 48" of conduit with modular connector
- UL recognized

Required to Specify

Style number

Specification Information

• Dimensions • Length	• Style • Number	• Price
72"	AKBPIFMP20	\$215

Two-Circuit Hardwire Base Power Infeed



Tip: The hardwire desktop modules do not work with modular table power kits, therefore, do not require any type of infeeds.

Tip: The hardwire infeed can only be used on tables with glides.

Tip: The female modular connector of the infeed can only connect to the male infeed of the modular table power kit.

Standard Includes

- 2 circuit power infeed with 4-wire pigtail for hardwire connection on one end and female modular connector on the other end: flexible steel conduit
- UL listed

Required to Specify

Style number

Specification Information

• Dimensions • Length	• Style • Number	• Price
72"	AKBPIFMH	\$230

Surface Materials

This listing includes all the surface material choices that are available for the products in this section.

Resources

For more information about surface materials, refer to the following resources:

Additional surface materials specification tools are available to assist you in the specification process—the Surface Materials Binders.

Surface Materials Binders

- Surface Materials Reference Manual
- A complete set of swatch cards for hard surfaces, vertical surface fabrics, and seating upholstery

Paint

Steelcase Surfaces

- Applies to:
- Akira table bases

Price Group 1

Smooth Paint

4242 Milk

Textured Paint

7207 Black
7225 Sand
7236 Fog
7237 Slate
7238 Fieldstone
7239 Midnight
7241 Arctic White
7243 Seagull

Price Group 2

Smooth Metallic Paint

4743 Mineral Metallic
4744 Pearl Metallic
4750 Champagne Metallic
4752 Steel Metallic
4788 Gold Dust Metallic
4798 Sterling Metallic
4799 Platinum Metallic
4803 Near Black Metallic

Textured Metallic Paint

7245 Carbon Metallic
7246 Midnight Metallic

Metal/Paint

Powder Coat Paint

4138 Graphite Gloss
4140 Arctic White Gloss
4141 Platinum Matte
4142 Platinum Gloss
4144 Black Gloss
4145 Milk Gloss
4146 Champagne Matte
4147 Champagne Gloss
4148 Midnight Brown Gloss
7196 Midnight Brown Textured
7197 Anthracite Textured

Polished Aluminum

8046 Polished Aluminum

Custom Surfaces

Price Group 3

PerfectMatch

PerfectMatch is a service that allows you to create your own paint color. Refer to the *Surface Materials Reference Manual* for more information about this program.

Laminate

- Applies to:
- Akira table tops

Steelcase Surfaces

High-Pressure Laminate

Fiber Laminate

2850 Vanadium Fiber
2851 Rhyme Fiber
2852 Tungsten Fiber
2854 Vellum Fiber
2859 Novell Fiber
2860 Granite Fiber
2861 Coconut Fiber
2862 Stucco Fiber

Micro Laminate

2920 Marl Micro
2921 Gypsum Micro
2922 Clay Micro
2923 Shadow Micro

Patina Laminate

2870 Blonde Bronze Patina
2871 Blackened Bronze Patina
2873 Instant Iron Patina

Solid Laminate

2722 Cream
2730 Arctic White
2746 Black
2759 Warm White
2811 Mist
2826 White Nebula
2829 Poppyseed
2830 Charcoal
2883 Seagull
2884 Milk
2885 Dune
2HMG Merle

Speckle Laminate

2820 Coffee Speckle
2822 Woodrose Speckle
2823 Driftwood Speckle
2824 Smoke Speckle
2825 Vanadium Speckle

Tip: Some wood veneer finishes and woodgrain laminates share the same name. Because of the difference in materials, veneers and laminates of the same name are not an exact match but do coordinate with each other.

Woodgrain Laminate

2886 Maple
2887 Amber Cherry
2890 Folkstone
2891 Ingot
2892 Ash
2894 Natural Cork
2895 Natural Walnut
2896 Dark Cork
2897 Desert Oak
2898 Satin Stainless
2406 Clear Cherry
2409 Clear Maple
2410 Graphite Walnut
2412 Natural Cherry
2422 Medium Cherry
2511 Winter on Maple
2538 Clear Walnut
2539 Warm Oak
2592 Blonde on Maple
2714 Natural Walnut
2772 Medium Mahogany on Walnut
2HAN Ash Noce
2HAK Clear Oak
2HAT Acacia
2HAW Ash Wenge
2HBN Bisque Noce
2HBW Bisque Wenge
2HCN Clay Noce
2HCW Clay Wenge
2HSN Storm Noce
2HSW Storm Wenge

turnstone Laminate Collection

A selection of laminates and edge bands in this collection are available on Steelcase brand products. This collection is available with standard leadtimes and supported like standard laminates to help make ordering easy. Please see the turnstone section of village.steelcase.com for swatching information.

2535 Virginia Walnut
2536 Blackwood
2612 Marbled Maple
2614 Chocolate Walnut
2615 Marbled Cherry

Select Surfaces

High-Pressure Laminate

Textured Woodgrain Laminate

2TH2 Fawn Cypress
2TH3 Weathered Char
2TH4 Saddle Oak
2TH5 Veranda Teak
2TH6 Persian Cherry
2TH7 Walnut Heights

Custom Surfaces Open Line Laminate (OLL)

This service allows you to order non-standard laminate with no processing fee (for Akira) per worksurface or top, plus the cost of the laminate.

When processing orders for Open Line laminate on Universal worksurfaces and Universal Storage tops, specify 2900 in the laminate finish field and enter the OLL manufacturer information. Enter the required edge finish as you would a standard laminate.

Edge color for the Open Line laminate on worksurfaces must be determined by the dealer and customer before orders can be entered. Specify appropriate 2K finish number.

Tip: Standard laminates being used in the Open Line Laminate program to obtain a different edge detail will be charged the Open Line laminate upcharge; however, no additional charges for the laminate will be applied.

Laminate Approval and Material Requirements

To confirm whether a particular laminate has already been tested for use on a specific Steelcase product or to determine material square foot requirements:

- Visit www.steelcase.com.

For additional information, refer to the *Steelcase Surface Materials Reference Manual*.

Wood

Applies to:

- Akira table tops

Grade 1**Flat-Cut — High Sheen**

- V10C FC/HS Natural Cherry
- V11C FC/HS Clear Cherry
- V12C FC/HS Medium Amber Cherry
- V13C FC/HS Dark Cherry
- V10M FC/HS Clear Maple
- V11M FC/HS Natural Beech on Maple
- V12M FC/HS Medium Maple
- V10W FC/HS Natural Walnut
- V11W FC/HS Clear Walnut
- V12W FC/HS Medium Walnut
- V13W FC/HS Black Walnut
- V14W FC/HS Dark Walnut

Flat-Cut — Low Sheen

- V1AC FC/LS Natural Cherry
- V1AM FC/LS Clear Maple
- V1AW FC/LS Natural Walnut
- V1BC FC/LS Clear Cherry
- V1BM FC/LS Natural Beech on Maple
- V1BW FC/LS Clear Walnut
- V1CC FC/LS Medium Amber Cherry
- V1CM FC/LS Medium Maple
- V1CW FC/LS Medium Walnut
- V1DC FC/LS Dark Cherry
- V1EW FC/LS Dark Walnut

Rift-Cut — High Sheen

- V30K RC/HS Natural Oak
- V31K RC/HS Desert Oak
- V32K RC/HS Medium Brown Oak
- V33K RC/HS Medium Gray Oak
- V34K RC/HS Black Brown Oak

Rift-Cut — Low Sheen

- V3AK RC/LS Natural Oak
- V3BK RC/LS Desert Oak
- V3CK RC/LS Medium Brown Oak
- V3DK RC/LS Medium Gray Oak
- V3EK RC/LS Black Brown Oak

Grade 2**Quarter-Cut — High Sheen**

- V20C QC/HS Natural Cherry
- V21C QC/HS Clear Cherry
- V22C QC/HS Medium Amber Cherry
- V23C QC/HS Dark Cherry
- V20M QC/HS Clear Maple
- V21M QC/HS Natural Beech on Maple
- V22M QC/HS Medium Maple
- V20W QC/HS Natural Walnut
- V21W QC/HS Clear Walnut
- V22W QC/HS Medium Walnut
- V23W QC/HS Black Walnut
- V24W QC/HS Dark Walnut

Quarter-Cut — Low Sheen

- V2AC QC/LS Natural Cherry
- V2AM QC/LS Clear Maple
- V2AW QC/LS Natural Walnut
- V2BC QC/LS Clear Cherry
- V2BM QC/LS Natural Beech on Maple
- V2BW QC/LS Clear Walnut
- V2CC QC/LS Medium Amber Cherry
- V2CM QC/LS Medium Maple
- V2CW QC/LS Medium Walnut
- V2DC QC/LS Dark Cherry
- V2EW QC/LS Dark Walnut

Steelcase Surfaces

Steelcase carefully selects veneer and solid wood for consistent color and grain structure. Wood is a natural material and variations will occur in color, grain and texture. These variations are part of the inherent natural beauty of wood and are not considered defects.

All wood products will darken with age and exposure to ultraviolet light. This is especially apparent with cherry and maple veneer. We recommend that desk accessories be rearranged periodically to ensure even aging of wood surfaces.

When storing your wood furniture, please follow these guidelines:

- Do not store products in trailers
- Store products in areas that simulate office temperatures (60°F to 90°F)
- Store products in areas that maintain constant, office-like humidity levels
- Keep product away from light. Cover products to make sure they are not exposed to light.

Veneers are matched for proper balance and consistency. Veneers are available on quarter cut, except for Oak, which is rift cut.

Open-pore finish is a medium gloss finish that leaves the wood grain texture visible to the eye and distinguishable to the touch.

Flat-cut open-pore finish choices

- 3062 FC/OP Graphite Walnut
- 3402 FC/OP Clear Cherry (Aged)
- 3412 FC/OP Natural Cherry
- 3422 FC/OP Medium Cherry
- 3522 FC/OP Clear Maple*
- 3572 FC/OP Amber on Maple
- 3592 FC/OP Blonde on Maple
- 3702 FC/OP Clear Walnut
- 3712 FC/OP Natural Walnut
- 3722 FC/OP Dark Mahogany on Walnut
- 3752 FC/OP Medium Walnut
- 3762 FC/OP Dark Walnut
- 3772 FC/OP Medium Mahogany on Walnut

Quarter-cut open-pore finish choices

- 3042 QC/OP Ash*
- 3222 QC/OP Clear Maple*
- 3272 QC/OP Amber on Maple
- 3292 QC/OP Blonde on Maple
- 3302 QC/OP Clear Walnut
- 3312 QC/OP Natural Walnut
- 3322 QC/OP Dark Mahogany on Walnut
- 3352 QC/OP Medium Walnut
- 3362 QC/OP Dark Walnut
- 3372 QC/OP Medium Mahogany on Walnut
- 3382 QC/OP Graphite Walnut

Rift-cut open-pore finish choices

- 3602 RC/OP Desert Oak
- 3612 RC/OP Warm Oak
- 3692 RC/OP Espresso Oak

**To ensure an understanding of the color ranges and characteristic variations of natural veneer, a sign-off sheet is required prior to orders being accepted for this clear-coat finish. The sign-off sheet is available through Steelcase advertising stock. Please use form number 09-0000756 for 3042, and form number 05-0001370 for 3222 and 3224.*

Select Surfaces

For information on products within Select Surfaces, including accent paints and fabrics from Designtex, Gabriel, Kvadrat, and Pollack, please refer to the *Surface Materials Reference Manual* or visit steelcase.com/surface-materials under the Select Surfaces section.

Natural Veneer

Natural veneer is available in the Select Surfaces offering. Natural veneer may have extended lead-times. Place your order as you normally would for any other finish, calling out the appropriate finish code.

The following finishes are available through the natural veneer offering:

Wood Group 1

- 35A2 FC/OP Blanch Maple
- 37A2 FC/OP Thunder Walnut

Wood Group 2

- 32A2 QC/OP Blanch Maple
- 33A2 QC/OP Thunder Walnut

Wood Group 3

- 36A2 RC/OP Volcanic Oak

Surface Materials, continued

Planked Veneer

Planked veneer is available in the Select Surfaces offering. Planked veneer may have extended lead-times. Place your order as you normally would for any other finish, calling out the appropriate finish code.

The following finishes are available through the planked veneer offering:

Wood Group 1

3P61 OP Planked Oak
3P71 OP Planked Walnut

Tip: Known for its uniqueness, planked veneer has intentional and natural variations that include, but are not limited to: character marks, grain pattern, color, and natural color aging.

Custom Surfaces

Customiz stain is a service that allows you to create your own stain colors and finishes on standard veneer. Customiz stain color is available on all product lines that offer wood veneer.

A \$500 stain-matching fee applies on CUSTOMIZ requests (Exception: The \$500 fee does not apply on matches to Coalesse standard finishes or for a low-gloss finish request on a standard color). The \$500 fee covers the cost of formulating the Customiz color finish and applies regardless of whether or not an order for product is placed.

In addition, an approval form must be signed to indicate customer acceptance of Customiz match. A \$1,500 initiation fee will be charged prior to first order entry. This initiation fee activates the finish for unlimited use on any Steelcase product for an 18 month time period. After the 18 month time period has lapsed, the Customiz finish may be reactivated for another 18 months for a \$1,000 fee at any point within five years after the \$1,500 initiation fee was paid. If the finish is not reactivated within five years after the \$1,500 initiation fee was paid, the finish will be culled and the customer will need to pay the \$1,500 initiation fee again. All style number related Customiz charges products are no cost as of April 2014. The matching and initiation fees are not discountable.

Customiz stain takes 10 days to formulate. Consult the *Surface Materials Reference Manual* for more information. Custom veneers are also available and must be quoted by Steelcase specials group. Customiz stain on custom veneers takes 2 to 4 weeks to formulate.

Requirements and information on ordering a Customiz stain color are found in the *Surface Materials Reference Manual*.

Plastic

Applies to:

- Akira table top edges

Steelcase Surfaces**Flat Vinyl Edge**

6000	Black
6001	Coffee
6009	Arctic White
6011	Ash
6012	Ingot
6034	Natural Cherry
6036	Medium Cherry
6037	Winter on Maple
6038	Blonde on Maple
6041	Natural Walnut
6045	Medium Mahogany on Walnut
6052	Milk
6053	Seagull
6086	Folkstone
6090	Amber Cherry
6091	Fusion Maple
6092	Starlight
6093	Dove Grey
6126	Greige
6128	Taupe
6213	Acacia
6219	Clear Oak
6231	Graphite Walnut
6234	Clear Cherry
6237	Clear Maple
6242	Virginia Walnut
6243	Blackwood
6245	Clear Walnut
6246	Warm Oak
6249	Platinum Solid
6527	Merle
6612	Grey V2
6615	Grey V5
6619	Ice
6631	Cream
6635	Dawn
6636	Mist
6654	Sand
6655	Warm White
6676	Marbled Maple
6677	Chocolate Walnut
6678	Marbled Cherry
6694	Slate
6695	Midnight
6697	Fog
6698	Fieldstone
6703	Ash Wenge
6704	Storm Wenge
6705	Bisque Wenge
6706	Clay Wenge
6707	Ash Noce
6708	Bisque Noce
6709	Clay Noce
6710	Storm Noce

Select Surfaces

6T02	Fawn Cypress
6T03	Weathered Char
6T04	Saddle Oak
6T05	Veranda Teak
6T06	Persian Cherry
6T07	Walnut Heights

Steelcase Surfaces**Flat Wood Edge****Flat-Cut — High Sheen**

V10C	FC/HS Natural Cherry
V11C	FC/HS Clear Cherry
V12C	FC/HS Medium Amber Cherry
V13C	FC/HS Dark Cherry
V10M	FC/HS Clear Maple
V11M	FC/HS Natural Beech on Maple
V12M	FC/HS Medium Maple
V10W	FC/HS Natural Walnut
V11W	FC/HS Clear Walnut
V12W	FC/HS Medium Walnut
V13W	FC/HS Black Walnut
V14W	FC/HS Dark Walnut

Flat-Cut — Low Sheen

V1AC	FC/LS Natural Cherry
V1AM	FC/LS Clear Maple
V1AW	FC/LS Natural Walnut
V1BC	FC/LS Clear Cherry
V1BM	FC/LS Natural Beech on Maple
V1BW	FC/LS Clear Walnut
V1CC	FC/LS Medium Amber Cherry
V1CM	FC/LS Medium Maple
V1CW	FC/LS Medium Walnut
V1DC	FC/LS Dark Cherry
V1EW	FC/LS Dark Walnut

Rift-Cut — High Sheen

V30K	RC/HS Natural Oak
V31K	RC/HS Desert Oak
V32K	RC/HS Medium Brown Oak
V33K	RC/HS Medium Gray Oak
V34K	RC/HS Black Brown Oak

Rift-Cut — Low Sheen

V3AK	RC/LS Natural Oak
V3BK	RC/LS Desert Oak
V3CK	RC/LS Medium Brown Oak
V3DK	RC/LS Medium Gray Oak
V3EK	RC/LS Black Brown Oak

Flat-cut open-pore finish choices

3062	FC/OP Graphite Walnut
3402	FC/OP Clear Cherry (Aged)
3412	FC/OP Natural Cherry
3422	FC/OP Medium Cherry
3522	FC/OP Clear Maple
3572	FC/OP Amber on Maple
3592	FC/OP Blonde on Maple
3702	FC/OP Clear Walnut
3712	FC/OP Natural Walnut
3722	FC/OP Dark Mahogany on Walnut
3752	FC/OP Medium Walnut
3762	FC/OP Dark Walnut
3772	FC/OP Medium Mahogany on Walnut

Quarter-cut open-pore finish choices

3042	QC/OP Ash
------	-----------

Rift-cut open-pore finish choices

3602	RC/OP Desert Oak
3612	RC/OP Warm Oak
3692	RC/OP Espresso Oak

Recommended Worksurface Edge Finishes

Recommended Edge Colors

Edges

The recommended edge color will complement the laminate color you specify.
Edge color is specified separately.

Laminate Color	Recommended 3 mm Edge Color
----------------	-----------------------------------

Solid Laminate

Coalesse:

2830 Charcoal	6000 Black
2890 Folkstone	6086 Folkstone
2891 Ingot	6012 Ingot
2892 Ash	6011 Ash

Solid Laminate

Steelcase:

2722 Cream	6631 Cream
2730 Arctic White	6009 Arctic White
2746 Black	6000 Black
2759 Warm White	6655 Warm White
2811 Mist	6636 Mist
2883 Seagull	6053 Seagull
2884 Milk	6052 Milk
2885 Dune	6654 Sand
2HMG Merle	6527 Merle

Pattern Laminate

Coalesse:

2826 White Nebula	6635 Dawn
2829 Poppyseed	6249 Platinum Solid
2894 Natural Cork	6126 Greige
2896 Dark Cork	6001 Coffee
2898 Satin Stainless	6093 Dove Grey

Woodgrain Laminate

Coalesse:

2886 Maple	6091 Fusion Maple
2887 Amber Cherry	6090 Amber Cherry
2895 Natural Walnut	6012 Ingot
2897 Desert Oak	6128 Taupe

Textured Woodgrain Laminate

Select Surfaces:

2TH2 Fawn Cypress	6654 Sand
2TH3 Weathered Char	6615 Grey V5
2TH4 Saddle Oak	6001 Coffee
2TH5 Veranda Teak	6612 Grey V2
2TH6 Persian Cherry	6001 Coffee
2TH7 Walnut Heights	6001 Coffee

Laminate Color	Recommended 3 mm Edge Color
----------------	-----------------------------------

Woodgrain Laminate

Steelcase:

2406 Clear Cherry	6234 Clear Cherry
2409 Clear Maple	6237 Clear Maple
2410 Graphite Walnut	6231 Graphite Walnut
2412 Natural Cherry	6034 Natural Cherry
2422 Medium Cherry	6036 Medium Cherry
2511 Winter on Maple	6037 Winter on Maple
2538 Clear Walnut	6245 Clear Walnut
2539 Warm Oak	6246 Warm Oak
2592 Blonde on Maple	6038 Blonde on Maple
2714 Natural Walnut	6041 Natural Walnut
2772 Medium Mahogany on Walnut	6045 Medium Mahogany on Walnut
2HAK Clear Oak	6219 Clear Oak
2HAN Ash Noce	6707 Ash Noce
2HAT Acacia	6213 Acacia
2HAW Ash Wenge	6703 Ash Wenge
2HBN Bisque Noce	6708 Bisque Noce
2HBW Bisque Wenge	6705 Bisque Wenge
2HCN Clay Noce	6709 Clay Noce
2HCW Clay Wenge	6706 Clay Wenge
2HSN Storm Noce	6710 Storm Noce
2HSW Storm Wenge	6704 Storm Wenge

Fiber Laminate

Steelcase:

2850 Vanadium Fiber	6654 Sand
2851 Rhyme Fiber	6631 Cream
2852 Tungsten Fiber	6636 Mist
2854 Vellum Fiber	6655 Warm White
2859 Novell Fiber	6001 Coffee
2860 Granite Fiber	6000 Black
2861 Coconut Fiber	6654 Sand
2862 Stucco Fiber	6053 Seagull

Micro Laminate

Steelcase:

2920 Marl Micro	6053 Seagull
2921 Gypsum Micro	6654 Sand
2922 Clay Micro	6654 Sand
2923 Shadow Micro	6249 Platinum Solid

Patina Laminate

Steelcase:

2870 Blonde Bronze Patina	6654 Sand
2871 Blackened Bronze Patina	6615 Grey V5
2873 Instant Iron Patina	6615 Grey V5

Speckle Laminate

Steelcase:

2820 Coffee Speckle	6631 Cream
2822 Woodrose Speckle	6635 Dawn
2823 Driftwood Speckle	6631 Cream
2824 Smoke Speckle	6636 Mist
2825 Vanadium Speckle	6619 Ice


Turnstone Laminate Collection

Steelcase:

2535 Virginia Walnut	6242 Virginia Walnut
2536 Blackwood	6243 Blackwood
2612 Marbled Maple	6676 Marbled Maple
2614 Chocolate Walnut	6677 Chocolate Walnut
2615 Marbled Cherry	6678 Marbled Cherry

Runner


Statement of Line **470**


Runner (SIN 711.11) **473**
Runner Plug and Play and Runner TR (SIN 711.11, SIN 711.2) **513**


Surface Materials **572**

Statement of Line

Runner

Runner Tables

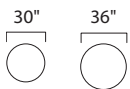


Specifying
▶ Page 474



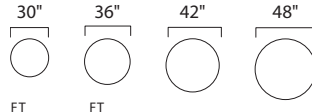
Specifying
▶ Page 476

Runner Café Tables

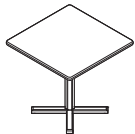


Veneer direction

Runner Round Pedestal Base Tables

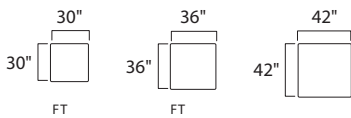


FT = Flip Top
Veneer direction

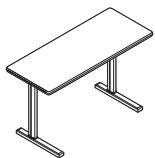


Specifying
▶ Page 478

Runner Square Pedestal Base Tables

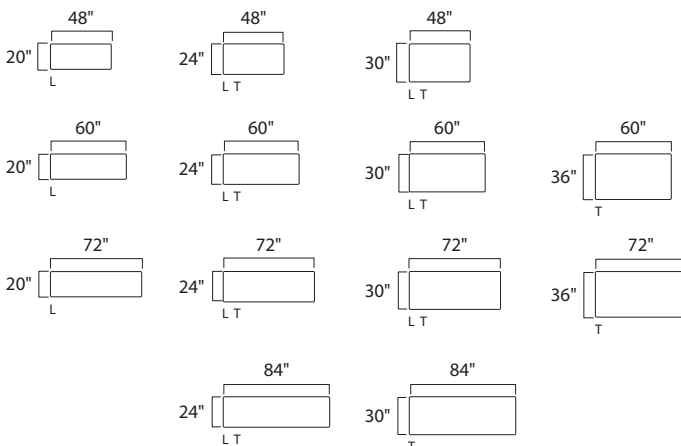


FT = Flip Top
Veneer direction



Specifying
▶ Page 480

Runner Rectangular Tables and Plug and Play



FT = Flip Top
Veneer direction
L = L-Base
T = T-Base

Runner Tables, continued

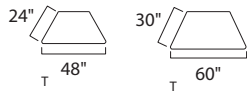


Specifying
▶ Page 499



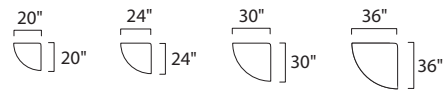
Specifying
▶ Page 500

Runner Trapezoid Tables



T = T-base
Veneer direction ≡

Runner Connecting Tops

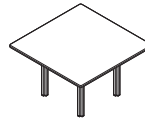


Laminate Woodgrain direction ≡≡

Runner I-Leg Tables

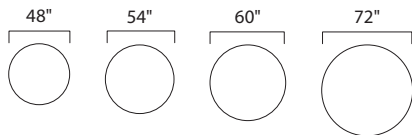


Specifying
▶ Page 504



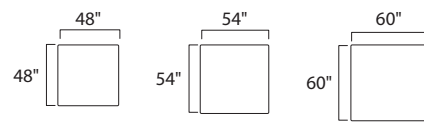
Specifying
▶ Page 506

Runner Round Tables

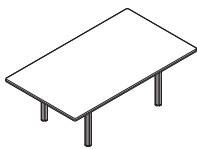


Veneer direction ≡

Runner Square Tables

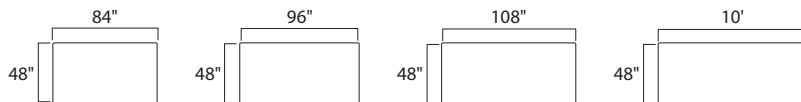


Veneer direction ≡



Specifying
▶ Page 508

Runner Rectangular Tables



Veneer direction ≡

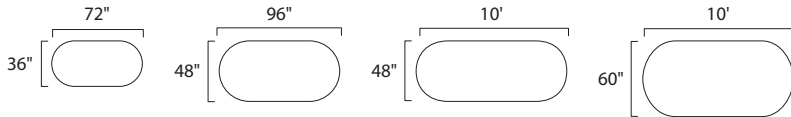
Veneer direction ≡≡

Runner Tables, continued



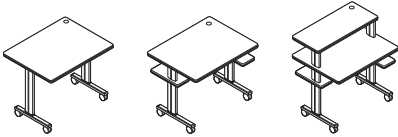
Specifying
▶ Page 510

Runner Racetrack Tables

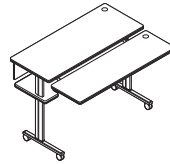


FT = Flip Top
Veneer direction

Runner TR Tables

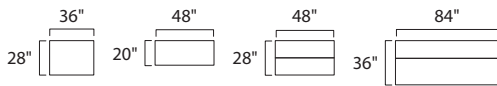


Specifying
▶ Page 568

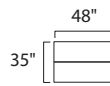


Specifying
▶ Page 570

Runner TR



Runner TR Instructor's Stand-Up Computer Cart



Runner

Runner

Round Café Tables (SIN 711.11)	474
Round Pedestal Base Tables (SIN 711.11)	476
Square Pedestal Base Tables (SIN 711.11)	478
20"W and 24"W Rectangular Tables with Non-Folding L-Bases (SIN 711.11)	480
20"W and 24"W Rectangular Tables with Folding L-Bases (SIN 711.11)	482
30"W Rectangular Tables with Non-Folding L-Bases (SIN 711.11)	484
30"W Rectangular Tables with Folding L-Bases (SIN 711.11)	486
24"W Rectangular Tables with Non-Folding T-Bases (SIN 711.11)	488
24"W Rectangular Tables with Folding T-Bases (SIN 711.11)	490
30"W Rectangular Tables with Non-Folding T-Bases (SIN 711.11)	492
30"W Rectangular Tables with Folding T-Bases (SIN 711.11)	494
36"W Rectangular Tables with Non-Folding T-Bases (SIN 711.11)	496
36"W Rectangular Tables with Folding T-Bases (SIN 711.11)	498
Trapezoid Tables with Non-Folding T-Bases (SIN 711.11)	499
90° Connecting Tops (SIN 711.11)	500
Accessories (SIN 711.11)	501

Runner I-Leg

Round Tables with I-Legs (SIN 711.11)	504
Square Tables with I-Legs (SIN 711.11)	506
Rectangular Tables with I-Legs (SIN 711.11)	508
Racetrack Tables with I-Legs (SIN 711.11)	510
I-Legs (SIN 711.11)	512

Round Café Tables

SIN 711.11



Tip: Shipped knocked down.

Standard Includes	Required to Specify
<ul style="list-style-type: none"> • Top: 1/4" particle board core with High-Pressure Laminate • Edge: self edge or Runner vinyl edge on laminate top • Pedestal base: <ul style="list-style-type: none"> – 2 1/4" x 2 1/4" column: extruded aluminum with powder coat – Bezel casting at union of column and feet: cast zinc with powder coat – Four D-shaped feet: steel with powder coat • 19" cast aluminum technology spider: black • Concealed leveling glides: non-marring, black plastic 	<ol style="list-style-type: none"> 1 Style number 2 Powder coat color number for each base elements – base, bezel casting, and leg 3 Laminate color number for top 4 Edge selection: <ul style="list-style-type: none"> – Self-edge laminate to match top – Runner vinyl, if selected: <ul style="list-style-type: none"> 6000 Black 6607 Woodrose 6609 Smoke 6655 Warm White 5 Options, if selected (see below) <p>▶ See <i>Surface Materials</i>, page 572.</p>

Surface Materials	Options	Price	Required to Specify
	Top <ul style="list-style-type: none"> • Open Line laminate 	Cost of laminate	▶ See <i>Surface Materials Reference Manual</i> . Specify with <i>wood veneer Grade 1</i> and select color number. Specify with <i>wood veneer Grade 2</i> and select color number. Specify with <i>wedge lay-up veneer</i> and select color number. Specify with <i>wedge lay-up veneer</i> and select color number. Specify with <i>Customiz Stain</i> . ▶ See <i>Surface Materials Reference Manual</i> .
	<ul style="list-style-type: none"> • Wood veneer Grade 1 	Prices below	
	<ul style="list-style-type: none"> • Wood veneer Grade 2 	Prices below	
	<ul style="list-style-type: none"> • Wedge lay-up veneer Grade 1 	Prices below	
	<ul style="list-style-type: none"> • Wedge lay-up veneer Grade 2 	Prices below	
	<ul style="list-style-type: none"> • Customiz Stain 	No cost	

Specification Information

• Dimensions Dia H	• Style Number	• Finish	• Price		
			• Self Edge or Runner Vinyl Edge		
30"	41 1/2"	333948T	Grade 1 Laminate	\$1099	
			Grade 1 Wood Veneer	\$1586	
			Grade 2 Wood Veneer	\$1692	
			Grade 1 Wedge Lay-Up	N.A.	
			Grade 2 Wedge Lay-Up	N.A.	
			Grade 1 Laminate	\$1284	
36"	41 1/2"	334949T	Grade 1 Laminate	\$1284	
			Grade 1 Wood Veneer	\$1749	
			Grade 2 Wood Veneer	\$1901	
			Grade 1 Wedge Lay-Up	\$3075	
			Grade 2 Wedge Lay-Up	\$3227	

Veneer direction





Round Pedestal Base Tables

SIN 711.11

Tip: Shipped knocked down.

Standard Includes	Required to Specify
<ul style="list-style-type: none"> • Top: 1¼" particle board core with High-Pressure Laminate • Edge: self edge or Runner vinyl edge on laminate top • Pedestal base: <ul style="list-style-type: none"> – 2¼" x 2¼" column: extruded aluminum with powder coat – Bezel casting at union of column and feet: cast zinc with powder coat – Four D-shaped feet: steel with powder coat • 19" cast aluminum technology spider: black • Concealed leveling glides: non-marring, black plastic 	<ol style="list-style-type: none"> 1 Style number 2 Powder coat color number for each base elements – base, bezel casting, and leg 3 Laminate color number for top 4 Edge selection: <ul style="list-style-type: none"> – Self-edge laminate to match top – Runner vinyl, if selected: <ul style="list-style-type: none"> 6000 Black 6607 Woodrose 6609 Smoke 6655 Warm White 5 Options, if selected (see below) <p>▶ See <i>Surface Materials</i>, page 572.</p>

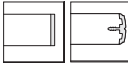
Options	Price	Required to Specify
Surface Materials <ul style="list-style-type: none"> • Top <ul style="list-style-type: none"> • Open Line laminate • Wood veneer Grade 1 • Wood veneer Grade 2 • Wedge lay-up veneer Grade 1 • Wedge lay-up veneer Grade 2 • Customiz Stain 	Cost of laminate Prices below and at right Prices below and at right Prices below and at right Prices below and at right No cost	<p>▶ See <i>Surface Materials Reference Manual</i>. Specify with <i>wood veneer Grade 1</i> and select color number. Specify with <i>wood veneer Grade 2</i> and select color number. Specify with <i>wedge lay-up veneer</i> and select color number. Specify with <i>wedge lay-up veneer</i> and select color number. Specify with <i>Customiz Stain</i>.</p> <p>▶ See <i>Surface Materials Reference Manual</i>.</p>
Flip Top	• Flip top on tables 36" or less +\$157	Add suffix F to the style number.
Casters	• 2" diameter, locking, dual-wheel casters to support top at fixed height of 30½"H: black plastic +\$124	Add suffix C to the style number.

Tip: A sample of reasonable size must be provided for Customiz Stain.

Tip: For installation of a grommet or sphere, submit a drawing indicating the desired location for a factory installed cutout. Field installation is also available in the center location only. All require the grommet or sphere to be ordered as a separate item.

Tip: Casters add 2" to the height of the table.

Specification Information

Dimensions	Style Number	Finish	Base Prices
Dia H	Number	Finish	Self Edge or Runner Vinyl Edge
			

Round Pedestal Base Tables with 24" Pedestal Base

30"	28½"	333948	Grade 1 Laminate	\$ 759
			Grade 1 Wood Veneer	\$1479
			Grade 2 Wood Veneer	\$1585
			Grade 1 Wedge Lay-Up	N.A.
			Grade 2 Wedge Lay-Up	N.A.

▶ Specification Information, continued on next page



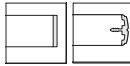
Veneer direction



► Specification Information, continued from previous page

Specification Information

Base Prices



• Dimensions Dia H	• Style Number	• Finish	• Self Edge or Runner Vinyl Edge	



Round Pedestal Base Tables with 24" Pedestal Base, continued

36"	28½"	334948	Grade 1 Laminate	\$ 902
			Grade 1 Wood Veneer	\$1584
			Grade 2 Wood Veneer	\$1736
			Grade 1 Wedge Lay-Up	\$4411
			Grade 2 Wedge Lay-Up	\$4562



Round Pedestal Base Tables with 32" Pedestal Base

42"	28½"	335949	Grade 1 Laminate	\$ 988
			Grade 1 Wood Veneer	\$2034
			Grade 2 Wood Veneer	\$2244
			Grade 1 Wedge Lay-Up	\$5674
			Grade 2 Wedge Lay-Up	\$5885
48"	28½"	336949	Grade 1 Laminate	\$1092
			Grade 1 Wood Veneer	\$2081
			Grade 2 Wood Veneer	\$2309
			Grade 1 Wedge Lay-Up	\$5858
			Grade 2 Wedge Lay-Up	\$6087



Square Pedestal Base Tables

SIN 711.11

Tip: Shipped knocked down.

Standard Includes	Required to Specify
<ul style="list-style-type: none"> • Top: 1/4" particle board core with High-Pressure Laminate • Edge: self edge or Runner vinyl edge on laminate top • Pedestal base: <ul style="list-style-type: none"> – 2 1/4" x 2 1/4" column: extruded aluminum with powder coat – Bezel casting at union of column and feet: cast zinc with powder coat – Four D-shaped feet: steel with powder coat • 19" cast aluminum technology spider: black • Concealed leveling glides: non-marring, black plastic 	<ol style="list-style-type: none"> 1 Style number 2 Powder coat color number for each base elements – base, bezel casting, and leg 3 Laminate color number for top 4 Edge selection: <ul style="list-style-type: none"> – Self-edge laminate to match top – Runner vinyl, if selected: <ul style="list-style-type: none"> 6000 Black 6607 Woodrose 6609 Smoke 6655 Warm White 5 Options, if selected (see below) <p>▶ See <i>Surface Materials</i>, page 572.</p>

Tip: A sample of reasonable size must be provided for Customiz Stain.

Tip: For installation of a grommet or sphere, submit a drawing indicating the desired location for a factory installed cutout. Field installation is also available in the center location only. All require the grommet or sphere to be ordered as a separate item.

Tip: Casters add 2" to the height of the table.

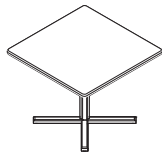
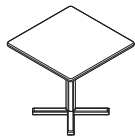
Options	Price	Required to Specify
Surface Materials Top <ul style="list-style-type: none"> • Open Line laminate • Wood veneer Grade 1 • Wood veneer Grade 2 • Customiz Stain 	Cost of laminate Prices below Prices below No cost	▶ See <i>Surface Materials Reference Manual</i> . Specify with <i>wood veneer Grade 1</i> and select color number. Specify with <i>wood veneer Grade 2</i> and select color number. Specify with <i>Customiz Stain</i> . ▶ See <i>Surface Materials Reference Manual</i> .
Flip Top	• Flip top on tables 36" or less +\$157	Add suffix F to the style number.
Casters	• 2" diameter, locking, dual-wheel casters to support top at fixed height of 30 1/2"H: black plastic +\$124	Add suffix C to the style number.

Specification Information

• Dimensions	L		W	H	• Style Number	• Finish	• Self Edge or Runner Vinyl Edge	Base Prices	
	•	•						•	•
•	•	•	•	•	•	•	•	•	•

24" Pedestal Base						
30"	30"	28 1/2"	478948	Grade 1 Laminate	\$	786
				Grade 1 Wood Veneer	\$	1568
				Grade 2 Wood Veneer	\$	1674

32" Pedestal Base						
36"	36"	28 1/2"	481949	Grade 1 Laminate	\$	964
				Grade 1 Wood Veneer	\$	1749
				Grade 2 Wood Veneer	\$	1901
42"	42"	28 1/2"	431949	Grade 1 Laminate	\$	1144
				Grade 1 Wood Veneer	\$	2152
				Grade 2 Wood Veneer	\$	2363



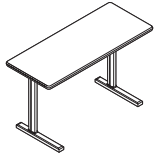
Veneer direction





20"W and 24"W Rectangular Tables with Non-Folding L-Bases

SIN 711.11



Tip: Shipped knocked down.

Tip: A sample of reasonable size must be provided for Customiz Stain.

Tip: If a modesty panel is specified, table will accommodate end-to-end flex gangers only.

Tip: When three grommets are specified, grommets will be located left, right, and center.

Tip: When the factory-installed flex ganger option is specified, the flex gangers will be installed in the end-to-end ganging configuration. If side-to-side or end-and-side ganging is required, change the position of the flex gangers at time of installation. All flex ganger locations are pre-drilled for simple re-location when desired.

Tip: If power and data is needed, specify Runner Plug-N-Play style numbers.

Tip: Casters add 2" to the height of the table.

Veneer direction

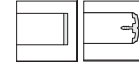


Standard Includes	Required to Specify
<ul style="list-style-type: none"> • Top: 1¼" particle board core with High-Pressure Laminate • Edge: self edge or Runner vinyl edge on laminate top • Two 19½"W L-bases: <ul style="list-style-type: none"> – 2¼" x 2¼" column: extruded aluminum with powder coat – Bezel casting at union of column and feet: cast zinc with powder coat – D-shaped feet: steel with powder coat • Threaded inserts in underside of top for end-to-end ganging 	<ol style="list-style-type: none"> 1 Style number 2 Powder coat color number for each base elements – base, bezel casting, and leg 3 Laminate color number for top 4 Edge selection: <ul style="list-style-type: none"> – Self-edge laminate to match top – Runner vinyl, if selected: <ul style="list-style-type: none"> 6000 Black 6607 Woodrose 6609 Smoke 6655 Warm White 5 Options, if selected (see below) <p>▶ See <i>Surface Materials</i>, page 572.</p>

Options	Price	Required to Specify
Surface Materials <ul style="list-style-type: none"> • Top <ul style="list-style-type: none"> • Open Line laminate • Wood veneer Grade 1 • Wood veneer Grade 2 • Customiz Stain 	<ul style="list-style-type: none"> • Open Line laminate: Cost of laminate • Wood veneer Grade 1: Prices at right • Wood veneer Grade 2: Prices at right • Customiz Stain: No cost 	<p>▶ See <i>Surface Materials Reference Manual</i>. Specify with <i>wood veneer Grade 1</i> and select color number.</p> <p>Specify with <i>wood veneer Grade 2</i> and select color number.</p> <p>Specify with <i>Customiz Stain</i>.</p> <p>▶ See <i>Surface Materials Reference Manual</i>.</p>
Removable Modesty Panel <ul style="list-style-type: none"> • 48"L • 60"L • 72"L • 84"L 	<ul style="list-style-type: none"> • 48"L: +\$263 • 60"L: +\$295 • 72"L: +\$301 • 84"L: +\$326 	<p>Specify with <i>modesty panel</i> and select color number.</p> <p>Specify with <i>modesty panel</i> and select color number.</p> <p>Specify with <i>modesty panel</i> and select color number.</p> <p>Specify with <i>modesty panel</i> and select color number.</p>
Grommets <ul style="list-style-type: none"> • One grommet: black plastic • Two grommets: black plastic • Three grommets: black plastic 	<ul style="list-style-type: none"> • One grommet: black plastic: +\$ 64 • Two grommets: black plastic: +\$128 • Three grommets: black plastic: +\$192 	<p>Specify with <i>grommet</i> and select location of left, right, or center.</p> <p>Specify with <i>two grommets</i> and select location of left/center, right/center, or right/left.</p> <p>Specify with <i>three grommets</i>.</p>
Flex Ganger Package (Not to be used with wood edge or self edge)	<ul style="list-style-type: none"> • End-to-end: +\$ 74 	<p>Specify <i>end-to-end flex gangers</i>.</p>
Casters <ul style="list-style-type: none"> • 2" diameter, locking, dual-wheel casters to support top at fixed height of 30½"H: black plastic 	<ul style="list-style-type: none"> • 2" diameter, locking, dual-wheel casters to support top at fixed height of 30½"H: black plastic: +\$124 	<p>Add suffix C to the style number.</p>
Related Products <ul style="list-style-type: none"> • Bar ganger package 		<p>▶ Page 501</p>

Specification Information

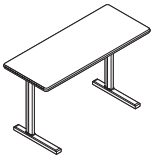
Base Prices



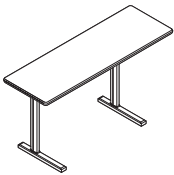
• Self Edge or
• Runner Vinyl
• Edge

• Dimensions			• Style • Number	• Finish	• Self Edge or • Runner Vinyl • Edge
L	W	H			

Base Inset 5 1/4"



40"	20"	28 1/2"	430956	Grade 1 Laminate	\$ 749
				Grade 1 Wood Veneer	\$1518
				Grade 2 Wood Veneer	\$1653

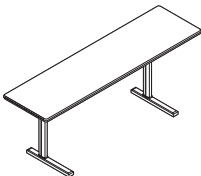


48"	24"	28 1/2"	462956	Grade 1 Laminate	\$ 756
				Grade 1 Wood Veneer	\$1524
				Grade 2 Wood Veneer	\$1659

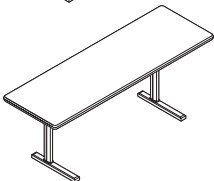
60"	20"	28 1/2"	423956	Grade 1 Laminate	\$ 817
				Grade 1 Wood Veneer	\$1730
				Grade 2 Wood Veneer	\$1898

60"	24"	28 1/2"	463956	Grade 1 Laminate	\$ 824
				Grade 1 Wood Veneer	\$1737
				Grade 2 Wood Veneer	\$1905

Base Inset 11 1/4"

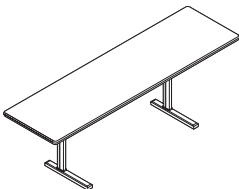


72"	20"	28 1/2"	440956	Grade 1 Laminate	\$ 849
				Grade 1 Wood Veneer	\$1778
				Grade 2 Wood Veneer	\$1981



72"	24"	28 1/2"	464956	Grade 1 Laminate	\$ 856
				Grade 1 Wood Veneer	\$1784
				Grade 2 Wood Veneer	\$1987

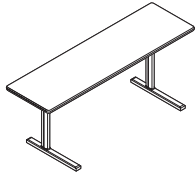
Base Inset 17 1/4"



84"	24"	28 1/2"	465956	Grade 1 Laminate	\$1043
				Grade 1 Wood Veneer	\$2321
				Grade 2 Wood Veneer	\$2636

20"W and 24"W Rectangular Tables with Folding L-Bases

SIN 711.11



Tip: Shipped set up.

Tip: If you specify a wood edge on a top with woodgrain laminate, the edge and top may not match.

Tip: If a modesty panel is specified, table will accommodate end-to-end flex gangers only.

Tip: When three grommets are specified, grommets will be located left, right, and center.

Tip: If power and data is needed, specify Runner Plug-N-Play style numbers.

Tip: When the factory-installed flex ganger option is specified, the flex gangers will be installed in the end-to-end ganging configuration. If side-to-side or end-and-side ganging is required, change the position of the flex gangers at time of installation. All flex ganger locations are pre-drilled for simple re-location when desired.

Standard Includes	Required to Specify
<ul style="list-style-type: none"> • Top: 1¼" particle board core with High-Pressure Laminate • Edge: self edge or Runner vinyl edge on laminate top • Two 19½"W L-bases: <ul style="list-style-type: none"> – 2¼" x 2¼" column: extruded aluminum with powder coat – Bezel casting at union of column and feet: cast zinc with powder coat – D-shaped feet: steel with powder coat • Threaded inserts in underside of top for end-to-end ganging 	<ol style="list-style-type: none"> 1 Style number 2 Powder coat color number for each base elements – base, bezel casting, and leg 3 Laminate color number for top 4 Runner vinyl color number: <ul style="list-style-type: none"> 6000 Black 6607 Woodrose 6609 Smoke 6655 Warm White 5 Options, if selected (see below) <ul style="list-style-type: none"> ▶ See <i>Surface Materials</i>, page 572.

Options	Price	Required to Specify
Surface Materials <ul style="list-style-type: none"> • Open Line laminate 	Cost of laminate	▶ See <i>Surface Materials Reference Manual</i> .
Removable Modesty Panel <ul style="list-style-type: none"> • 60"L • 72"L • 84"L 	<ul style="list-style-type: none"> +\$295 +\$301 +\$326 	<ul style="list-style-type: none"> Specify <i>with modesty panel</i> and select color number. Specify <i>with modesty panel</i> and select color number. Specify <i>with modesty panel</i> and select color number.
Grommets <ul style="list-style-type: none"> • One grommet: black plastic • Two grommets: black plastic • Three grommets: black plastic 	<ul style="list-style-type: none"> +\$ 64 +\$128 +\$192 	<ul style="list-style-type: none"> Specify <i>with grommet</i> and select location of left, right, or center. Specify <i>with two grommets</i> and select location of left/center, right/center, or right/left. Specify <i>with three grommets</i>.
Flex Ganger Package <ul style="list-style-type: none"> • End-to-end 	+\$ 74	Specify <i>end-to-end flex gangers</i> .
Related Products <ul style="list-style-type: none"> • Bar ganger package 		▶ Page 501

SIN 711.11

Specification Information

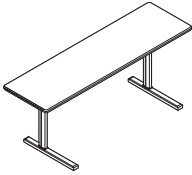
Base Prices



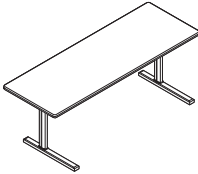
• Dimensions			• Style Number	• Finish	• Runner Vinyl Edge
L	W	H			

Base Inset 5 1/4"

60"	20"	28 1/2"	181957	Grade 1 Laminate	\$1046
-----	-----	---------	---------------	------------------	--------

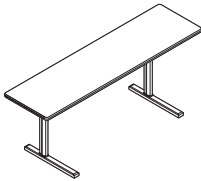


60"	24"	28 1/2"	182957	Grade 1 Laminate	\$1052
-----	-----	---------	---------------	------------------	--------

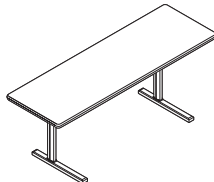


Base Inset 11 1/4"

72"	20"	28 1/2"	191957	Grade 1 Laminate	\$1077
-----	-----	---------	---------------	------------------	--------

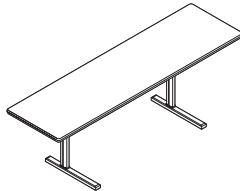


72"	24"	28 1/2"	192957	Grade 1 Laminate	\$1085
-----	-----	---------	---------------	------------------	--------



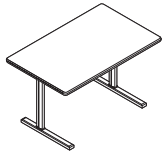
Base Inset 17 1/4"

84"	24"	28 1/2"	172957	Grade 1 Laminate	\$1268
-----	-----	---------	---------------	------------------	--------



30"W Rectangular Tables with Non-Folding L-Bases

SIN 711.11



Tip: A sample of reasonable size must be provided for Customiz Stain.

Tip: If a modesty panel is specified, table will accommodate end-to-end flex gangers only.

Tip: When three grommets are specified, grommets will be located left, right, and center.

Tip: When the factory-installed flex ganger option is specified, the flex gangers will be installed in the end-to-end ganging configuration. If side-to-side or end-and-side ganging is required, change the position of the flex gangers at time of installation. All flex ganger locations are pre-drilled for simple re-location when desired.

Tip: If power and data is needed, specify Runner Plug-N-Play style numbers.

Tip: Casters add 2" to the height of the table.

Veneer direction

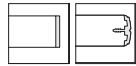


Standard Includes	Required to Specify
<ul style="list-style-type: none"> • Top: 1¼" particle board with High-Pressure Laminate • Edge: self edge laminate or Runner vinyl • Two 24"W L-bases: <ul style="list-style-type: none"> – 2¼" x 2¼" column: extruded aluminum with powder coat – Bezel casting at union of column and feet: cast zinc with powder coat – D-shaped feet: steel with powder coat • Concealed leveling glides: non-marring, black plastic • Threaded inserts in underside of top for end-to-end ganging 	<ol style="list-style-type: none"> 1 Style number 2 Powder coat color number for each base elements – base, bezel casting, and leg 3 Laminate color number for top 4 Edge selection: <ul style="list-style-type: none"> – Self-edge laminate to match top – Runner vinyl, if selected: <ul style="list-style-type: none"> 6000 Black 6607 Woodrose 6609 Smoke 6655 Warm White 5 Options, if selected (see below) <p>▶ See <i>Surface Materials</i>, page 572.</p>

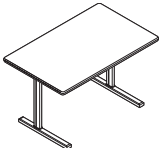
Options	Price	Required to Specify
Surface Materials <ul style="list-style-type: none"> • Top <ul style="list-style-type: none"> • Open Line laminate • Wood veneer Grade 1 • Wood veneer Grade 2 • Customiz Stain 	<ul style="list-style-type: none"> • Open Line laminate: Cost of laminate • Wood veneer Grade 1: Prices at right • Wood veneer Grade 2: Prices at right • Customiz Stain: No cost 	<p>▶ See <i>Surface Materials Reference Manual</i>. Specify with <i>wood veneer Grade 1</i> and select color number.</p> <p>Specify with <i>wood veneer Grade 2</i> and select color number.</p> <p>Specify with <i>Customiz Stain</i>.</p> <p>▶ See <i>Surface Materials Reference Manual</i>.</p>
Hinged Modesty Panel <ul style="list-style-type: none"> • 48"L • 60"L • 72"L 	<ul style="list-style-type: none"> • 48"L: +\$263 • 60"L: +\$295 • 72"L: +\$301 	<p>Specify with <i>modesty panel</i> and select color number.</p> <p>Specify with <i>modesty panel</i> and select color number.</p> <p>Specify with <i>modesty panel</i> and select color number.</p>
Grommets <ul style="list-style-type: none"> • One grommet: black plastic • Two grommets: black plastic • Three grommets: black plastic 	<ul style="list-style-type: none"> • One grommet: black plastic: +\$ 64 • Two grommets: black plastic: +\$128 • Three grommets: black plastic: +\$192 	<p>Specify with <i>grommet</i> and select location of left, right, or center.</p> <p>Specify with <i>two grommets</i> and select location of left/center, right/center, or right/left.</p> <p>Specify with <i>three grommets</i>.</p>
Flex Ganger Package (Not to be used with wood edge or self edge)	<ul style="list-style-type: none"> • End-to-end: +\$ 74 	<p>Specify <i>end-to-end flex gangers</i>.</p>
Casters <ul style="list-style-type: none"> • 2" diameter, locking, dual-wheel casters to support top at fixed height of 30½"H: black plastic 	<ul style="list-style-type: none"> • 2" diameter, locking, dual-wheel casters to support top at fixed height of 30½"H: black plastic: +\$124 	<p>Add suffix C to the style number.</p>
Related Products <ul style="list-style-type: none"> • Bar ganger package 		<p>▶ Page 501</p>

Specification Information

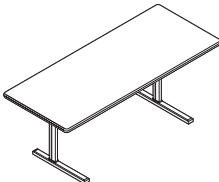
Base Prices



•Dimensions			•Style Number	•Finish	•Self Edge or Runner Vinyl Edge
L	W	H			



Base Inset 5 1/4"					
40"	30"	28 1/2"	472958	Grade 1 Laminate	\$ 833
				Grade 1 Wood Veneer	\$1738
				Grade 2 Wood Veneer	\$1908
60"	30"	28 1/2"	473958	Grade 1 Laminate	\$ 873
				Grade 1 Wood Veneer	\$1802
				Grade 2 Wood Veneer	\$2013



Base Inset 1 1/4"					
72"	30"	28 1/2"	474958	Grade 1 Laminate	\$ 909
				Grade 1 Wood Veneer	\$1861
				Grade 2 Wood Veneer	\$2115



30"W Rectangular Tables with Folding L-Bases

SIN 711.11

Tip: Shipped set up.

Standard Includes	Required to Specify
<ul style="list-style-type: none"> • Top: 1¼" particle board core with High-Pressure Laminate • Edge: Runner vinyl edge • Two 24"W L-bases: <ul style="list-style-type: none"> – 2¼" x 2¼" column: extruded aluminum with powder coat – Bezel casting at union of column and feet: cast zinc with powder coat – D-shaped feet: steel with powder coat • Folding mechanism with dual-arc motion to allow legs to fold flush with the underside of top • Concealed leveling glides: non-marring, black plastic • Threaded inserts in underside of top for end-to-end ganging 	<ol style="list-style-type: none"> 1 Style number 2 Powder coat color number for each base elements – base, bezel casting, and leg 3 Laminate color number for top 4 Runner vinyl color number: <ul style="list-style-type: none"> 6000 Black 6607 Woodrose 6609 Smoke 6655 Warm White 5 Options, if selected (see below) <ul style="list-style-type: none"> ▶ See <i>Surface Materials</i>, page 572.

Tip: If a modesty panel is specified, table will accommodate end-to-end flex gangers only.

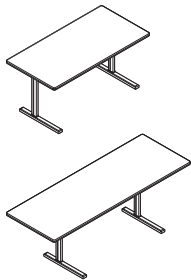
Options	Price	Required to Specify
Surface Materials • Open Line laminate	Cost of laminate	▶ See <i>Surface Materials Reference Manual</i> .
Hinged Modesty Panel • 60"L • 72"L	+\$295 +\$301	Specify <i>with modesty panel</i> and select color number. Specify <i>with modesty panel</i> and select color number.
Grommets • One grommet: black plastic • Two grommets: black plastic • Three grommets: black plastic	+\$ 64 +\$128 +\$192	Specify <i>with grommet</i> and select location of left, right, or center. Specify <i>with two grommets</i> and select location of left/center, right/center, or right/left. Specify <i>with three grommets</i> .
Flex Ganger Package • End-to-end	+\$ 74	Specify <i>end-to-end flex gangers</i> .
Related Products • Bar ganger package		▶ Page 501

Tip: Panel folds to store with tables.

Tip: When three grommets are specified, grommets will be located left, right, and center.

Tip: When the factory-installed flex ganger option is specified, the flex gangers will be installed in the end-to-end ganging configuration. If side-to-side or end-and-side ganging is required, change the position of the flex gangers at time of installation. All flex ganger locations are pre-drilled for simple re-location when desired.

Tip: If power and data is needed, specify Runner Plug-N-Play style numbers.



Specification Information

				Base Prices	
• Dimensions			• Style	• Finish	• Runner Vinyl
L	W	H	Number		Edge
Base Inset 5¼"					
60"	30"	28½"	183959	Grade 1 Laminate	\$1133
Base Inset 11¼"					
72"	20"	28½"	193959	Grade 1 Laminate	\$1168

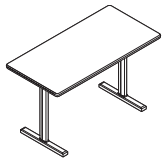
Base Prices





24"W Rectangular Tables with Non-Folding T-Bases

SIN 711.11



Tip: Shipped knocked down.

Tip: A sample of reasonable size must be provided for Customiz Stain.

Tip: If a modesty panel is specified, table will accommodate end-to-end flex gangers only.

Tip: When three grommets are specified, grommets will be located left, right, and center.

Tip: When the factory-installed flex ganger option is specified, the flex gangers will be installed in the end-to-end ganging configuration. If side-to-side or end-and-side ganging is required, change the position of the flex gangers at time of installation. All flex ganger locations are pre-drilled for simple re-location when desired.

Tip: If power and data is needed, specify Runner Plug-N-Play style numbers.

Tip: Casters add 2" to the height of the table.

Veneer direction

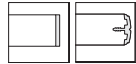


Standard Includes	Required to Specify
<ul style="list-style-type: none"> • Top: 1¼" particle board with High-Pressure Laminate • Edge: self edge laminate or Runner vinyl • Two 19½"W T-bases: <ul style="list-style-type: none"> – 2¼" x 2¼" column: extruded aluminum with powder coat – Bezel casting at union of column and feet: cast zinc with powder coat – D-shaped feet: steel with powder coat • Concealed leveling glides: non-marring, black plastic • Threaded inserts in underside of top for end-to-end ganging 	<ol style="list-style-type: none"> 1 Style number 2 Powder coat color number for each base elements – base, bezel casting, and leg 3 Laminate color number for top 4 Edge selection: <ul style="list-style-type: none"> – Self-edge laminate to match top – Runner vinyl, if selected: <ul style="list-style-type: none"> 6000 Black 6607 Woodrose 6609 Smoke 6655 Warm White 5 Options, if selected (see below) <p>▶ See <i>Surface Materials</i>, page 572.</p>

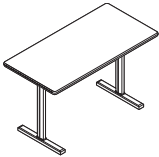
Options	Price	Required to Specify
Surface Materials <ul style="list-style-type: none"> • Top <ul style="list-style-type: none"> • Open Line laminate • Wood veneer Grade 1 • Wood veneer Grade 2 • Customiz Stain 	<ul style="list-style-type: none"> Cost of laminate Prices at right Prices at right No cost 	<p>▶ See <i>Surface Materials Reference Manual</i>. Specify with <i>wood veneer Grade 1</i> and select color number.</p> <p>Specify with <i>wood veneer Grade 2</i> and select color number.</p> <p>Specify with <i>Customiz Stain</i>.</p> <p>▶ See <i>Surface Materials Reference Manual</i>.</p>
Hinged Modesty Panel <ul style="list-style-type: none"> • 48"L • 60"L • 72"L • 84"L 	<ul style="list-style-type: none"> +\$263 +\$295 +\$301 +\$326 	<p>Specify with <i>modesty panel</i> and select color number.</p> <p>Specify with <i>modesty panel</i> and select color number.</p> <p>Specify with <i>modesty panel</i> and select color number.</p> <p>Specify with <i>modesty panel</i> and select color number.</p>
Grommets <ul style="list-style-type: none"> • One grommet: black plastic • Two grommets: black plastic • Three grommets: black plastic 	<ul style="list-style-type: none"> +\$ 64 +\$128 +\$192 	<p>Specify with <i>grommet</i> and select location of left, right, or center.</p> <p>Specify with <i>two grommets</i> and select location of left/center, right/center, or right/left.</p> <p>Specify with <i>three grommets</i>.</p>
Flex Ganger Package (Not to be used with wood edge or self edge)	<ul style="list-style-type: none"> • End-to-end 	<ul style="list-style-type: none"> +\$ 74 <p>Specify <i>end-to-end flex gangers</i>.</p>
Casters <ul style="list-style-type: none"> • 2" diameter, locking, dual-wheel casters to support top at fixed height of 30½"H: black plastic 	<ul style="list-style-type: none"> +\$124 	<p>Add suffix C to the style number.</p>
Related Products <ul style="list-style-type: none"> • Bar ganger package 		<p>▶ Page 501</p>

Specification Information

Base Prices

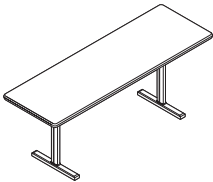


Dimensions			Style Number	Finish	Self Edge or Runner Vinyl Edge
L	W	H			



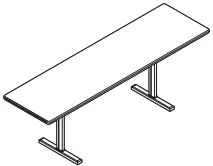
Base Inset 5 1/4"

48"	24"	28 1/2"	462950	Grade 1 Laminate	\$ 756
				Grade 1 Wood Veneer	\$1524
				Grade 2 Wood Veneer	\$1659
60"	24"	28 1/2"	463950	Grade 1 Laminate	\$ 824
				Grade 1 Wood Veneer	\$1737
				Grade 2 Wood Veneer	\$1905



Base Inset 11 1/4"

72"	24"	28 1/2"	464950	Grade 1 Laminate	\$ 856
				Grade 1 Wood Veneer	\$1784
				Grade 2 Wood Veneer	\$1987



Base Inset 17 1/4"

84"	24"	28 1/2"	465950	Grade 1 Laminate	\$1043
				Grade 1 Wood Veneer	\$2321
				Grade 2 Wood Veneer	\$2636



24"W Rectangular Tables with Folding T-Bases

SIN 711.11

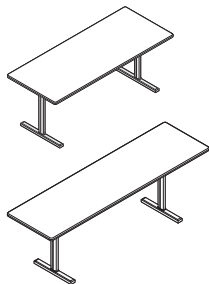
Standard Includes	Required to Specify
<ul style="list-style-type: none"> • Top: 1¼" particle board core with High-Pressure Laminate • Edge: Runner vinyl edge • Two 19½"W T-bases: <ul style="list-style-type: none"> – 2¼" x 2¼" column: extruded aluminum with powder coat – Bezel casting at union of column and feet: cast zinc with powder coat – D-shaped feet: steel with powder coat • Folding mechanism with dual-arc motion to allow legs to fold flush with the underside of top • Concealed leveling glides: non-marring, black plastic • Threaded inserts in underside of top for end-to-end ganging 	<ol style="list-style-type: none"> 1 Style number 2 Powder coat color number for each base elements – base, bezel casting, and leg 3 Laminate color number for top 4 Runner vinyl color number: <ul style="list-style-type: none"> 6000 Black 6607 Woodrose 6609 Smoke 6655 Warm White 5 Options, if selected (see below) <ul style="list-style-type: none"> ▶ See <i>Surface Materials</i>, page 572.

Tip: If a modesty panel is specified, table will accommodate end-to-end flex gangers only.

Tip: Panel folds to store with tables.

Tip: When three grommets are specified, grommets will be located left, right, and center.

Tip: When the factory-installed flex ganger option is specified, the flex gangers will be installed in the end-to-end ganging configuration. If side-to-side or end-and-side ganging is required, change the position of the flex gangers at time of installation. All flex ganger locations are pre-drilled for simple re-location when desired.



Options	Price	Required to Specify
Surface Materials • Open Line laminate	Cost of laminate	▶ See <i>Surface Materials Reference Manual</i> .
Hinged Modesty Panel • 60"L • 72"L • 84"L	+\$295 +\$301 +\$326	Specify <i>with modesty panel</i> and select color number. Specify <i>with modesty panel</i> and select color number. Specify <i>with modesty panel</i> and select color number.
Grommets • One grommet: black plastic • Two grommets: black plastic • Three grommets: black plastic	+\$ 64 +\$128 +\$192	Specify <i>with grommet</i> and select location of left, right, or center. Specify <i>with two grommets</i> and select location of left/center, right/center, or right/left. Specify <i>with three grommets</i> .
Flex Ganger Package • End-to-end	+\$ 74	Specify <i>end-to-end flex gangers</i> .
Related Products • Bar ganger package		▶ Page 501

Specification Information

				Base Prices	
• Dimensions			• Style	• Finish	• Runner Vinyl
L	W	H	Number	:	Edge
Base Inset 5¼"					
60"	24"	28½"	182951	Grade 1 Laminate	\$1052
Base Inset 11¼"					
72"	24"	28½"	192951	Grade 1 Laminate	\$1085

▶ **Specification Information, continued on next page**

SIN 711.11

► Specification Information, continued from previous page

Specification Information

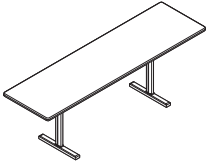
Base Price



• Dimensions			• Style	• Finish	• Runner Vinyl
L	W	H	Number		Edge

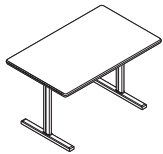
Base Inset 17¼"

84"	24"	28½"	172951	Grade 1 Laminate	\$1268
-----	-----	------	---------------	------------------	--------



30"W Rectangular Tables with Non-Folding T-Bases

SIN 711.11



Tip: Shipped knocked down.

Tip: A sample of reasonable size must be provided for Customiz Stain.

Tip: If a modesty panel is specified, table will accommodate end-to-end flex gangers only.

Tip: When three grommets are specified, grommets will be located left, right, and center.

Tip: When the factory-installed flex ganger option is specified, the flex gangers will be installed in the end-to-end ganging configuration. If side-to-side or end-and-side ganging is required, change the position of the flex gangers at time of installation. All flex ganger locations are pre-drilled for simple re-location when desired.

Tip: If power and data is needed, specify Runner Plug-N-Play style numbers.

Tip: Casters add 2" to the height of the table.

Veneer direction

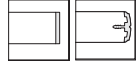


Standard Includes	Required to Specify
<ul style="list-style-type: none"> • Top: 1¼" particle board with High-Pressure Laminate • Edge: self edge laminate or Runner vinyl • Two 24"W T-bases: <ul style="list-style-type: none"> – 2¼" x 2¼" column: extruded aluminum with powder coat – Bezel casting at union of column and feet: cast zinc with powder coat – D-shaped feet: steel with powder coat • Concealed leveling glides: non-marring, black plastic • Threaded inserts in underside of top for end-to-end ganging 	<ol style="list-style-type: none"> 1 Style number 2 Powder coat color number for each base elements – base, bezel casting, and leg 3 Laminate color number for top 4 Edge selection: <ul style="list-style-type: none"> – Self-edge laminate to match top – Runner vinyl, if selected: <ul style="list-style-type: none"> 6000 Black 6607 Woodrose 6609 Smoke 6655 Warm White 5 Options, if selected (see below) <p>▶ See <i>Surface Materials</i>, page 572.</p>

Options	Price	Required to Specify
Surface Materials <ul style="list-style-type: none"> • Top <ul style="list-style-type: none"> • Open Line laminate • Wood veneer Grade 1 • Wood veneer Grade 2 • Customiz Stain 	<ul style="list-style-type: none"> • Cost of laminate • Prices at right • Prices at right • No cost 	<p>▶ See <i>Surface Materials Reference Manual</i>. Specify with <i>wood veneer Grade 1</i> and select color number. Specify with <i>wood veneer Grade 2</i> and select color number. Specify with <i>Customiz Stain</i>.</p> <p>▶ See <i>Surface Materials Reference Manual</i>.</p>
Hinged Modesty Panel <ul style="list-style-type: none"> • 48"L • 60"L • 72"L • 84"L 	<ul style="list-style-type: none"> • +\$263 • +\$295 • +\$301 • +\$326 	<ul style="list-style-type: none"> • Specify with <i>modesty panel</i> and select color number. • Specify with <i>modesty panel</i> and select color number. • Specify with <i>modesty panel</i> and select color number. • Specify with <i>modesty panel</i> and select color number.
Grommets <ul style="list-style-type: none"> • One grommet: black plastic • Two grommets: black plastic • Three grommets: black plastic 	<ul style="list-style-type: none"> • +\$ 64 • +\$128 • +\$192 	<ul style="list-style-type: none"> • Specify with <i>grommet</i> and select location of left, right, or center. • Specify with <i>two grommets</i> and select location of left/center, right/center, or right/left. • Specify with <i>three grommets</i>.
Flex Ganger Package (Not to be used with wood edge or self edge)	<ul style="list-style-type: none"> • End-to-end 	<ul style="list-style-type: none"> • +\$ 74 • Specify <i>end-to-end flex gangers</i>.
Casters <ul style="list-style-type: none"> • 2" diameter, locking, dual-wheel casters to support top at fixed height of 30½"H: black plastic 	<ul style="list-style-type: none"> • +\$124 	<ul style="list-style-type: none"> • Add suffix C to the style number.
Related Products <ul style="list-style-type: none"> • Bar ganger package 		<ul style="list-style-type: none"> • ▶ Page 501

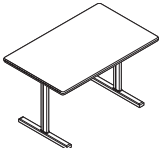
Specification Information

Base Prices



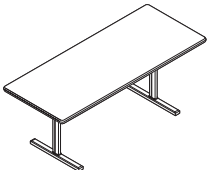
• Dimensions			• Style • Number	• Finish	• Self Edge or • Runner Vinyl • Edge
L	W	H			

Base Inset 5 1/4"



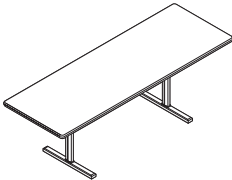
84"	24"	28 1/2"	472952	Grade 1 Laminate	\$ 833
				Grade 1 Wood Veneer	\$1738
				Grade 2 Wood Veneer	\$1908
60"	30"	28 1/2"	473952	Grade 1 Laminate	\$ 873
				Grade 1 Wood Veneer	\$1802
				Grade 2 Wood Veneer	\$2013

Base Inset 11 1/4"



72"	30"	28 1/2"	474952	Grade 1 Laminate	\$ 909
				Grade 1 Wood Veneer	\$1861
				Grade 2 Wood Veneer	\$2115

Base Inset 17 1/4"



84"	30"	28 1/2"	475952	Grade 1 Laminate	\$1074
				Grade 1 Wood Veneer	\$2465
				Grade 2 Wood Veneer	\$2817



30"W Rectangular Tables with Folding T-Bases

SIN 711.11

Tip: Shipped set up.

Standard Includes	Required to Specify
<ul style="list-style-type: none"> • Top: 1/4" particle board core with High-Pressure Laminate • Edge: Runner vinyl edge • Two 24"W T-bases: <ul style="list-style-type: none"> – 2 1/4" x 2 1/4" column: extruded aluminum with powder coat – Bezel casting at union of column and feet: cast zinc with powder coat – D-shaped feet: steel with powder coat • Folding mechanism with dual-arc motion to allow legs to fold flush with the underside of top • Concealed leveling glides: non-marring, black plastic • Threaded inserts in underside of top for end-to-end ganging 	<ol style="list-style-type: none"> 1 Style number 2 Powder coat color number for each base elements – base, bezel casting, and leg 3 Laminate color number for top 4 Runner vinyl color number: <ul style="list-style-type: none"> 6000 Black 6607 Woodrose 6609 Smoke 6655 Warm White 5 Options, if selected (see below) <ul style="list-style-type: none"> ▶ See <i>Surface Materials</i>, page 572.

Tip: If a modesty panel is specified, table will accommodate end-to-end flex gangers only.

Tip: Panel folds to store with tables.

Tip: When three grommets are specified, grommets will be located left, right, and center.

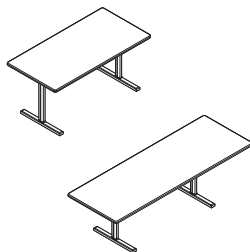
Tip: When the factory-installed flex ganger option is specified, the flex gangers will be installed in the end-to-end ganging configuration. If side-to-side or end-and-side ganging is required, change the position of the flex gangers at time of installation. All flex ganger locations are pre-drilled for simple re-location when desired.

Options	Price	Required to Specify
Surface Materials • Open Line laminate	Cost of laminate	▶ See <i>Surface Materials Reference Manual</i> .
Hinged Modesty Panel • 60"L • 72"L • 84"L	+\$295 +\$301 +\$326	Specify <i>with modesty panel</i> and select color number. Specify <i>with modesty panel</i> and select color number. Specify <i>with modesty panel</i> and select color number.
Grommets • One grommet: black plastic • Two grommets: black plastic • Three grommets: black plastic	+\$ 64 +\$128 +\$192	Specify <i>with grommet</i> and select location of left, right, or center. Specify <i>with two grommets</i> and select location of left/center, right/center, or right/left. Specify <i>with three grommets</i> .
Flex Ganger Package • End-to-end	+\$ 74	Specify <i>end-to-end flex gangers</i> .
Related Products • Bar ganger package		▶ Page 501

Specification Information

				Base Prices	
• Dimensions			• Style	• Finish	• Runner Vinyl
L	W	H	Number	:	Edge
Base Inset 5 1/4"					
60"	30"	28 1/2"	183953	Grade 1 Laminate	\$1133
Base Inset 1 1/4"					
72"	30"	28 1/2"	193953	Grade 1 Laminate	\$1168

▶ Specification Information, continued on next page



SIN 711.11

► Specification Information, continued from previous page

Specification Information

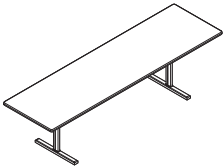
Base Price



• Dimensions			• Style	• Finish	• Runner Vinyl
L	W	H	Number		Edge

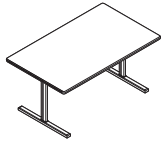
Base Inset 17¹/₄"

84"	30"	28 ¹ / ₂ "	173953	Grade 1 Laminate	\$1333
-----	-----	----------------------------------	---------------	------------------	--------



36"W Rectangular Tables with Non-Folding T-Bases

SIN 711.11



Tip: A sample of reasonable size must be provided for Customiz Stain.

Tip: If a modesty panel is specified, table will accommodate end-to-end flex gangers only.

Tip: Panel folds to store with tables.

Tip: When three grommets are specified, grommets will be located left, right, and center.

Tip: When the factory-installed flex ganger option is specified, the flex gangers will be installed in the end-to-end ganging configuration. If side-to-side or end-and-side ganging is required, change the position of the flex gangers at time of installation. All flex ganger locations are pre-drilled for simple re-location when desired.

Tip: If power and data is needed, specify Runner Plug-N-Play style numbers.

Tip: Casters add 2" to the height of the table.

Veneer direction

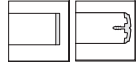


Standard Includes	Required to Specify
<ul style="list-style-type: none"> • Top: 1¼" particle board with High-Pressure Laminate • Edge: self edge laminate or Runner vinyl • Two 30"W T-bases: <ul style="list-style-type: none"> – 2¼" x 2¼" column: extruded aluminum with powder coat – Bezel casting at union of column and feet: cast zinc with powder coat – D-shaped feet: steel with powder coat • Concealed leveling glides: non-marring, black plastic • Threaded inserts in underside of top for end-to-end ganging 	<ol style="list-style-type: none"> 1 Style number 2 Powder coat color number for each base elements – base, bezel casting, and leg 3 Laminate color number for top 4 Edge selection: <ul style="list-style-type: none"> – Self-edge laminate to match top – Runner vinyl, if selected: <ul style="list-style-type: none"> 6000 Black 6607 Woodrose 6609 Smoke 6655 Warm White 5 Options, if selected (see below) <p>▶ See <i>Surface Materials</i>, page 572.</p>

Options	Price	Required to Specify
Surface Materials <ul style="list-style-type: none"> • Top <ul style="list-style-type: none"> • Open Line laminate • Wood veneer Grade 1 • Wood veneer Grade 2 • Customiz Stain 	<ul style="list-style-type: none"> • Open Line laminate: Cost of laminate Prices at right • Wood veneer Grade 1: Prices at right • Wood veneer Grade 2: Prices at right • Customiz Stain: No cost 	<p>▶ See <i>Surface Materials Reference Manual</i>. Specify with <i>wood veneer Grade 1</i> and select color number.</p> <p>Specify with <i>wood veneer Grade 2</i> and select color number.</p> <p>Specify with <i>Customiz Stain</i>.</p> <p>▶ See <i>Surface Materials Reference Manual</i>.</p>
Hinged Modesty Panel <ul style="list-style-type: none"> • 60"L • 72"L 	<ul style="list-style-type: none"> • 60"L: +\$295 • 72"L: +\$301 	<ul style="list-style-type: none"> • 60"L: Specify with <i>modesty panel</i> and select color number. • 72"L: Specify with <i>modesty panel</i> and select color number.
Grommets <ul style="list-style-type: none"> • One grommet: black plastic • Two grommets: black plastic • Three grommets: black plastic 	<ul style="list-style-type: none"> • One grommet: black plastic: +\$ 64 • Two grommets: black plastic: +\$128 • Three grommets: black plastic: +\$192 	<ul style="list-style-type: none"> • One grommet: Specify with <i>grommet</i> and select location of left, right, or center. • Two grommets: Specify with <i>two grommets</i> and select location of left/center, right/center, or right/left. • Three grommets: Specify with <i>three grommets</i>.
Flex Ganger Package (Not to be used with wood edge or self edge)	<ul style="list-style-type: none"> • End-to-end: +\$ 74 	<ul style="list-style-type: none"> • End-to-end: Specify <i>end-to-end flex gangers</i>.
Casters <ul style="list-style-type: none"> • 2" diameter, locking, dual-wheel casters to support top at fixed height of 30½"H: black plastic 	<ul style="list-style-type: none"> • 2" diameter, locking, dual-wheel casters to support top at fixed height of 30½"H: black plastic: +\$124 	<ul style="list-style-type: none"> • 2" diameter, locking, dual-wheel casters to support top at fixed height of 30½"H: black plastic: Add suffix C to the style number.
Related Products <ul style="list-style-type: none"> • Bar ganger package 		<ul style="list-style-type: none"> • Bar ganger package: ▶ Page 501

Specification Information

Base Prices



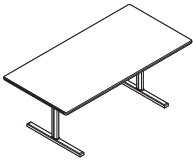
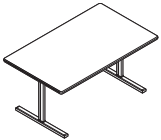
• Dimensions			• Style Number	• Finish	• Self Edge or Runner Vinyl Edge
L	W	H			

Base Inset 5 1/4"

60"	36"	28 1/2"	483954	Grade 1 Laminate	\$ 940
				Grade 1 Wood Veneer	\$1871
				Grade 2 Wood Veneer	\$2125

Base Inset 1 1/4"

72"	36"	28 1/2"	484954	Grade 1 Laminate	\$ 966
				Grade 1 Wood Veneer	\$1897
				Grade 2 Wood Veneer	\$2202



36"W Rectangular Tables with Folding T-Bases

SIN 711.11

Tip: Shipped set up.

Standard Includes	Required to Specify
<ul style="list-style-type: none"> • Top: 1/4" particle board core with High-Pressure Laminate • Edge: Runner vinyl edge • Two 24"W T-bases: <ul style="list-style-type: none"> – 2 1/4" x 2 1/4" column: extruded aluminum with powder coat – Bezel casting at union of column and feet: cast zinc with powder coat – D-shaped feet: steel with powder coat • Folding mechanism with dual-arc motion to allow legs to fold flush with the underside of top • Concealed leveling glides: non-marring, black plastic • Threaded inserts in underside of top for end-to-end ganging 	<ol style="list-style-type: none"> 1 Style number 2 Powder coat color number for each base elements – base, bezel casting, and leg 3 Laminate color number for top 4 Runner vinyl color number: <ul style="list-style-type: none"> 6000 Black 6607 Woodrose 6609 Smoke 6655 Warm White 5 Options, if selected (see below) <ul style="list-style-type: none"> ▶ See <i>Surface Materials</i>, page 572.

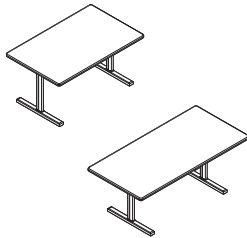
Tip: If a modesty panel is specified, table will accommodate end-to-end flex gangers only.

Tip: Panel folds to store with tables.

Tip: When three grommets are specified, grommets will be located left, right, and center.

Tip: When the factory-installed flex ganger option is specified, the flex gangers will be installed in the end-to-end ganging configuration. If side-to-side or end-and-side ganging is required, change the position of the flex gangers at time of installation. All flex ganger locations are pre-drilled for simple re-location when desired.

Tip: If power and data is needed, specify Runner Plug-N-Play style numbers.



Options	Price	Required to Specify
Surface Materials Top • Open Line laminate	Cost of laminate	▶ See <i>Surface Materials Reference Manual</i> .
Hinged Modesty Panel • 60"L • 72"L	+\$295 +\$301	Specify <i>with modesty panel</i> and select color number. Specify <i>with modesty panel</i> and select color number.
Grommets • One grommet: black plastic • Two grommets: black plastic • Three grommets: black plastic	+\$ 64 +\$128 +\$192	Specify <i>with grommet</i> and select location of left, right, or center. Specify <i>with two grommets</i> and select location of left/center, right/center, or right/left. Specify <i>with three grommets</i> .
Flex Ganger Package • End-to-end	+\$ 74	Specify <i>end-to-end flex gangers</i> .
Related Products • Bar ganger package		▶ Page 501

Specification Information

Dimensions			Style Number	Finish	Base Prices
L	W	H			Runner Vinyl Edge
Base Inset 5 1/4"					
60"	36"	28 1/2"	184955	Grade 1 Laminate	\$1168
Base Inset 1 1/4"					
72"	36"	28 1/2"	194955	Grade 1 Laminate	\$1193



Trapezoid Tables with Non-Folding T-Bases

SIN 711.11



Tip: Shipped knocked down.

Tip: A sample of reasonable size must be provided for Customiz Stain.

Tip: On trapezoid tables, modesty panel attaches to short side.


Tip: For installation of a grommet or sphere, submit a drawing indicating the desired location for a factory installed cutout. Field installation is also available in the center location only. All require the grommet or sphere to be ordered as a separate item.

Tip: When the factory-installed flex ganger option is specified, the flex gangers will be installed in the end-to-end ganging configuration. If side-to-side or end-and-side ganging is required, change the position of the flex gangers at time of installation. All flex ganger locations are pre-drilled for simple re-location when desired.

Standard Includes	Required to Specify
<ul style="list-style-type: none"> • Top: 1¼" particle board core with High-Pressure Laminate • Edge: Runner vinyl edge • Two 19½"W T-bases: <ul style="list-style-type: none"> – 2¼" x 2¼" column: extruded aluminum with powder coat – Bezel casting at union of column and feet: cast zinc with powder coat – D-shaped feet: steel with powder coat • Concealed leveling glides: non-marring, black plastic • Threaded inserts in underside of top for end-to-end ganging 	<ol style="list-style-type: none"> 1 Style number 2 Powder coat color number for each base elements – base, bezel casting, and leg 3 Laminate color number for top 4 Runner vinyl color number: <ul style="list-style-type: none"> 6000 Black 6607 Woodrose 6609 Smoke 6655 Warm White 5 Options, if selected (see below) <ul style="list-style-type: none"> ▶ See <i>Surface Materials</i>, page 572.

Options	Price	Required to Specify
Surface Materials <ul style="list-style-type: none"> • Top <ul style="list-style-type: none"> • Open Line laminate • Wood veneer Grade 1 • Wood veneer Grade 2 • Customiz Stain 	<ul style="list-style-type: none"> Cost of laminate Prices below Prices below No cost 	<ul style="list-style-type: none"> ▶ See <i>Surface Materials</i>, page 572. Specify with <i>wood veneer Grade 1</i> and select color number. Specify with <i>wood veneer Grade 2</i> and select color number. Specify with <i>Customiz Stain</i>. ▶ See <i>Surface Materials</i>, page 572.
Removable Modesty Panel <ul style="list-style-type: none"> • 48"L • 60"L 	<ul style="list-style-type: none"> +\$263 +\$295 	<ul style="list-style-type: none"> Specify with <i>modesty panel</i> and select color number. Specify with <i>modesty panel</i> and select color number.
Casters <ul style="list-style-type: none"> • 2" diameter, locking, dual-wheel 	<ul style="list-style-type: none"> +\$124 	<ul style="list-style-type: none"> Add suffix C to the style number.
Related Products <ul style="list-style-type: none"> • Bar ganger package 		<ul style="list-style-type: none"> ▶ Page 501

Specification Information

• Dimensions				• Style Number	• Finish	• Base Prices	
						• Runner Vinyl Edge	
L	W	H					
48"	24"	28½"	444950	Grade 1 Laminate	\$ 773		
					\$1634		
					\$1769		
60"	30"	28½"	445952	Grade 1 Laminate	\$ 898		
					\$1875		
					\$2086		

Veneer direction



90° Connecting Tops

SIN 711.11



Tip: When using modular table power kits and connecting tops with Runner Plug and Play non-folding tables, a jumper kit must be specified for the corner, in order to maintain the power connection from table to table.

Tip: Connecting tops are for use with laminate tables only.

Standard Includes	Required to Specify
<ul style="list-style-type: none"> • Top: 1¼" particle board core with High-Pressure Laminate • Edge: Runner vinyl edge • Attachment hardware to connect to adjacent folding or non-folding Runner tables 	<ol style="list-style-type: none"> 1 Style number 2 Laminate color number for top 3 Runner vinyl color number: <ul style="list-style-type: none"> 6000 Black 6607 Woodrose 6609 Smoke 6655 Warm White <p>▶ See <i>Surface Materials</i>, page 572.</p>

Options	Price	Required to Specify
Surface Materials Top • Open Line laminate	Cost of laminate	▶ See <i>Surface Materials Reference Manual</i> .
Jumper • Jumper kit with one male and one female modular connector	+\$60	Specify with with jumper kit.

Specification Information		
Base Prices		
• Style Number	• Finish	• Runner Vinyl Edge
:	:	:
:	:	:

90° Connecting Tops

For Use with 20"W Tops

231000	Grade 1 Laminate	\$303
---------------	------------------	-------

For Use with 24"W Tops

232000	Grade 1 Laminate	\$333
---------------	------------------	-------

For Use with 30"W Tops

233000	Grade 1 Laminate	\$367
---------------	------------------	-------

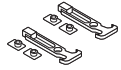
For Use with 36"W Tops

234000	Grade 1 Laminate	\$401
---------------	------------------	-------

Accessories

SIN 711.11


Flex Ganger Package



Tip: Order one ganger package for each table-to-table combination.

Standard Includes		Required to Specify
<ul style="list-style-type: none"> Two field-installed flexible ganger loops and four hooks: black plastic only Installation instructions 		Style number
Specification Information		
Style Number	Price	
AK793365	\$74	

Bar Ganger Package



Standard Includes		Required to Specify
<ul style="list-style-type: none"> Two field-installed steel bars and four threaded hand knobs: black steel only 		Style number
Specification Information		
Style Number	Price	
AK793335	\$48	

Vertical Wire Manager



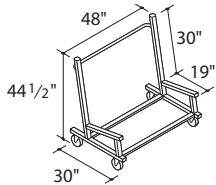
Standard Includes			Required to Specify
<ul style="list-style-type: none"> Vertical wire manager that snaps onto Runner leg: black plastic only 			Style number
Specification Information			
Dimensions			Style Number
D	W	H	Price
1 1/4"	2 3/4"	19"	RWM \$29

Runner

Accessories, continued

SIN 711.11

Mobile Storage Cart



Tip: Shipped knocked down.

Tip: Mobile storage cart accommodates folding Runner tables of lengths from 60"-72" and widths up to 36". Folded height is 4 1/2".

Standard Includes	Required to Specify
-------------------	---------------------

- | | |
|--|--------------|
| <ul style="list-style-type: none"> • Cart to accommodate up to five folding Runner tables: black only • Bumpers: black | Style number |
|--|--------------|

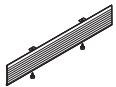
Specification Information	
---------------------------	--

• Style Number	• Price

Accommodates 60"L or 72"L Tables up to 36"W

793333RU	\$1855

Field-Installed Modesty Panel for Runner



Standard Includes	Required to Specify
-------------------	---------------------

- | | |
|---|---|
| <ul style="list-style-type: none"> • Modesty panel with integral horizontal wire manager: extruded aluminum with powder coat color • Attachment hardware: hand knobs • Under-table spring clips • Installation instructions | 1 Style number
2 Powder coat number for finish to match table base
▶ See <i>Surface Materials</i> , page 572. |
|---|---|

Specification Information		
---------------------------	--	--

• Length	• Style Number	• Price
48"	793948	\$273
60"	793960	\$306
72"	793972	\$313
84"	793984	\$341



Round Tables with I-Legs

SIN 711.11

Tip: Shipped knocked down.

Standard Includes	Required to Specify
<ul style="list-style-type: none"> • Top: 1¼" particle board core and High-Pressure Laminate • Edge: self-edge laminate or Runner vinyl • I-legs: <ul style="list-style-type: none"> – 2¼" x 2¼" extruded aluminum with powder coat color – Bezel casting at bottom: cast zinc with powder coat • Concealed leveling glides: non-marring, black plastic 	<ol style="list-style-type: none"> 1 Style number 2 Powder coat color number for each base element — column and bezel casting 3 Laminate color number for top 4 Edge selection: <ul style="list-style-type: none"> – Self-edge laminate to match top – Vinyl color number for Runner vinyl edge, if selected: <ul style="list-style-type: none"> 6000 Black 6607 Woodrose 6609 Smoke 6655 Warm White 5 Options, if selected (see below) <p>▶ See <i>Surface Materials</i>, page 572.</p>

Surface Materials	Options	Price	Required to Specify
	Top <ul style="list-style-type: none"> • Open Line laminate • Wood veneer Grade 1 • Wood veneer Grade 2 • Wedge lay-up veneer Grade 1 • Wedge lay-up veneer Grade 2 • Customiz Stain 	Cost of laminate Prices below and at right Prices below and at right Prices below and at right Prices below and at right No cost	<p>▶ See <i>Surface Materials Reference Manual</i>. Specify with <i>wood veneer Grade 1</i> and select color number.</p> <p>Specify with <i>wood veneer Grade 2</i> and select color number.</p> <p>Specify with <i>wedge lay-up veneer</i> and select color number.</p> <p>Specify with <i>wedge lay-up veneer</i> and select color number.</p> <p>Specify with <i>Customiz Stain</i>.</p> <p>▶ See <i>Surface Materials Reference Manual</i>.</p>
	Casters <ul style="list-style-type: none"> • 3" diameter, locking, dual-wheel +\$124 casters to support top at fixed height of 28½"H: black plastic 		Add suffix C to the style number.

Tip: A sample of reasonable size must be provided for Customiz Stain.

Specification Information

Style Number	Finish	Base Prices
.....	<div style="display: flex; justify-content: space-around;"> <div style="border: 1px solid black; width: 30px; height: 30px; margin: 2px;"></div> <div style="border: 1px solid black; width: 30px; height: 30px; margin: 2px;"></div> </div> • Self Edge or Runner Vinyl Edge



48" Diameter Round Table with I-Legs

336960	Grade 1 Laminate	\$1286
	Grade 1 Wood Veneer	\$1946
	Grade 2 Wood Veneer	\$2174
	Grade 1 Wedge Lay-Up	\$3789
	Grade 2 Wedge Lay-Up	\$4018

▶ **Specification Information, continued on next page**

Veneer direction

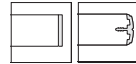


SIN 711.11

► Specification Information, continued from previous page

Specification Information


Base Prices



• Style Number

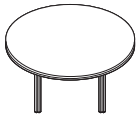
• Finish

• Self Edge or Runner Vinyl Edge



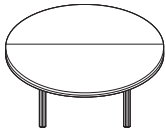
54" Diameter Round Table with I-Legs

337960	Grade 1 Laminate	\$1481
	Grade 1 Wood Veneer	\$2506
	Grade 2 Wood Veneer	\$2798
	Grade 1 Wedge Lay-Up	\$3895
	Grade 2 Wedge Lay-Up	\$4188



60" Diameter Round Table with I-Legs

338960	Grade 1 Laminate	\$1486
	Grade 1 Wood Veneer	\$2628
	Grade 2 Wood Veneer	\$2921
	Grade 1 Wedge Lay-Up	\$4018
	Grade 2 Wedge Lay-Up	\$4308



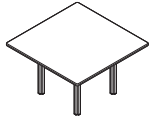
Tip: 72" diameter, Runner I-leg tables ship in two pieces and will have a seam, as laminate and veneer are only available in sheets that are 60"W or less.

72" Diameter Round Table with I-Legs

339960	Grade 1 Laminate	\$2285
	Grade 1 Wood Veneer	\$3938
	Grade 2 Wood Veneer	\$4293
	Grade 1 Wedge Lay-Up	\$5819
	Grade 2 Wedge Lay-Up	\$6174

Square Tables with I-Legs

SIN 711.11



Tip: Shipped knocked down.

Standard Includes	Required to Specify
<ul style="list-style-type: none"> • Top: 1/4" particle board core and High-Pressure Laminate • Edge: self-edge laminate or Runner vinyl • I-legs: <ul style="list-style-type: none"> – 2 1/4" x 2 1/4" extruded aluminum with powder coat color – Bezel casting at bottom: cast zinc with powder coat • Concealed leveling glides: non-marring, black plastic 	<ol style="list-style-type: none"> 1 Style number 2 Powder coat color number for each base element — column and bezel casting 3 Laminate color number for top 4 Edge selection: <ul style="list-style-type: none"> – Self-edge laminate to match top – Vinyl color number for Runner vinyl edge, if selected: <ul style="list-style-type: none"> 6000 Black 6607 Woodrose 6609 Smoke 6655 Warm White 5 Options, if selected (see below) <ul style="list-style-type: none"> ▶ See <i>Surface Materials</i>, page 572.

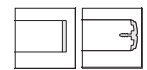
Options	Price	Required to Specify
Surface Materials <ul style="list-style-type: none"> • Top <ul style="list-style-type: none"> • Open Line laminate • Wood veneer Grade 1 • Wood veneer Grade 2 • Customiz Stain 	<ul style="list-style-type: none"> • Open Line laminate: Cost of laminate Prices below • Wood veneer Grade 2: Prices below • Customiz Stain: No cost 	<ul style="list-style-type: none"> ▶ See <i>Surface Materials Reference Manual</i>. Specify with <i>wood veneer Grade 1</i> and select color number. Specify with <i>wood veneer Grade 2</i> and select color number. Specify with <i>Customiz Stain</i>. ▶ See <i>Surface Materials Reference Manual</i>.
Casters <ul style="list-style-type: none"> • 3" diameter, locking, dual-wheel +\$124 casters to support top at fixed height of 28 1/2"H: black plastic 		<ul style="list-style-type: none"> Add suffix C to the style number.

Tip: A sample of reasonable size must be provided for Customiz Stain.

Specification Information

					Base Prices
Dimensions			Style Number	Finish	Self Edge or Runner Vinyl Edge
L	W	H			
48"	48"	28 1/2"	452960	Grade 1 Laminate	\$1394
				Grade 1 Wood Veneer	\$2086
				Grade 2 Wood Veneer	\$2314
54"	54"	28 1/2"	488960	Grade 1 Laminate	\$1620
				Grade 1 Wood Veneer	\$2602
				Grade 2 Wood Veneer	\$2895
60"	60"	28 1/2"	489960	Grade 1 Laminate	\$1632
				Grade 1 Wood Veneer	\$2729
				Grade 2 Wood Veneer	\$3083

Base Prices



• Self Edge or Runner Vinyl Edge

Veneer direction

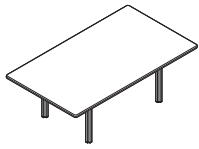


SIN 711.11



Rectangular Tables with I-Legs

SIN 711.11



Tip: Shipped knocked down.

Tip: Tops ship in one piece.


Tip: A sample of reasonable size must be provided for Customiz Stain.

Tip: Sectioned tops, with Tite-Joint fasteners for assembly on site, are available as an option on 108"L and 10'L tables only.
 ▶ See Meeting Spaces Specification Guide.

Standard Includes	Required to Specify
<ul style="list-style-type: none"> • Top: 1¼" particle board core and High-Pressure Laminate • Edge: self-edge laminate or Runner vinyl • I-legs: <ul style="list-style-type: none"> – 2¼" x 2¼" extruded aluminum with powder coat color – Bezel casting at bottom: cast zinc with powder coat • Concealed leveling glides: non-marring, black plastic 	<ol style="list-style-type: none"> 1 Style number 2 Powder coat color number for each base element — column and bezel casting 3 Laminate color number for top 4 Edge selection: <ul style="list-style-type: none"> – Self-edge laminate to match top – Vinyl color number for Runner vinyl edge, if selected: <ul style="list-style-type: none"> 6000 Black 6607 Woodrose 6609 Smoke 6655 Warm White 5 Options, if selected (see below) <p>▶ See <i>Surface Materials</i>, page 572.</p>

Options	Price	Required to Specify
Surface Materials Top <ul style="list-style-type: none"> • Open Line laminate • Wood veneer Grade 1 • Wood veneer Grade 2 • Customiz Stain 	<ul style="list-style-type: none"> Cost of laminate Prices at right Prices at right No cost 	<p>▶ See <i>Surface Materials Reference Manual</i>. Specify with <i>wood veneer Grade 1</i> and select color number.</p> <p>Specify with <i>wood veneer Grade 2</i> and select color number.</p> <p>Specify with <i>Customiz Stain</i>.</p> <p>▶ See <i>Surface Materials Reference Manual</i>.</p>
Sectioned (108"L and 10'L tables only) <ul style="list-style-type: none"> • Sectioned top 	<ul style="list-style-type: none"> +\$347 	<p>Specify with <i>sectioned top</i>.</p>
Castors <ul style="list-style-type: none"> • 3" diameter, locking, dual-wheel casters to support top at fixed height of 28½"H: black plastic • Four-leg tables • Six-leg tables 	<ul style="list-style-type: none"> +\$124 +\$186 	<p>Add suffix C to the style number.</p> <p>Add suffix C to the style number.</p>

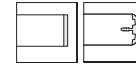
Veneer directions



84"L - 96"L 108"L - 10'L

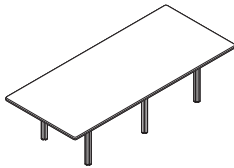
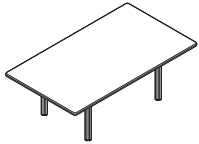
Specification Information

Base Prices



**Self Edge or
Runner Vinyl
Edge**

• Dimensions			• Style Number	• Finish	• Self Edge or Runner Vinyl Edge
L	W	H			
84"	48"	28½"	455960	Grade 1 Laminate	\$1687
				Grade 1 Wood Veneer	\$2916
				Grade 2 Wood Veneer	\$3349
96"	48"	28½"	456960	Grade 1 Laminate	\$1689
				Grade 1 Wood Veneer	\$3005
				Grade 2 Wood Veneer	\$3553
108"	48"	28½"	457960	Grade 1 Laminate	\$2580
				Grade 1 Wood Veneer	\$4802
				Grade 2 Wood Veneer	\$5342
10'	48"	28½"	458960	Grade 1 Laminate	\$2629
				Grade 1 Wood Veneer	\$4947
				Grade 2 Wood Veneer	\$5631



*Tip: 108"L and 10'L tables
are standard with six I-legs.*

Racetrack Tables with I-Legs

SIN 711.11



Tip: Shipped knocked down.

Tip: Tops ship in one piece.

Standard Includes	Required to Specify
<ul style="list-style-type: none"> • Top: 1¼" particle board core and High-Pressure Laminate • Edge: self-edge laminate or Runner vinyl • I-legs: <ul style="list-style-type: none"> – 2¼" x 2¼" extruded aluminum with powder coat color – Bezel casting at bottom: cast zinc with powder coat • Concealed leveling glides: non-marring, black plastic 	<ol style="list-style-type: none"> 1 Style number 2 Powder coat color number for each base element — column and bezel casting 3 Laminate color number for top 4 Edge selection: <ul style="list-style-type: none"> – Self-edge laminate to match top – Vinyl color number for Runner vinyl edge, if selected: <ul style="list-style-type: none"> 6000 Black 6607 Woodrose 6609 Smoke 6655 Warm White 5 Options, if selected (see below) <p>▶ See <i>Surface Materials</i>, page 572.</p>


Options	Price	Required to Specify
Surface Materials <ul style="list-style-type: none"> • Top • Open Line laminate • Wood veneer Grade 1 • Wood veneer Grade 2 • Wedge lay-up veneer Grade 1 • Wedge lay-up veneer Grade 2 • Customiz Stain 	<ul style="list-style-type: none"> • Open Line laminate Cost of laminate • Wood veneer Grade 1 Prices at right • Wood veneer Grade 2 Prices at right • Wedge lay-up veneer Grade 1 Prices at right • Wedge lay-up veneer Grade 2 Prices at right • Customiz Stain No cost 	<p>▶ See <i>Surface Materials Reference Manual</i>. Specify with <i>wood veneer Grade 1</i> and select color number.</p> <p>Specify with <i>wood veneer Grade 2</i> and select color number.</p> <p>Specify with <i>wedge lay-up veneer</i> and select color number.</p> <p>Specify with <i>wedge lay-up veneer</i> and select color number.</p> <p>Specify with <i>Customiz Stain</i>.</p> <p>▶ See <i>Surface Materials Reference Manual</i>.</p>
Sectioned (108"L and 10'L tables only) <ul style="list-style-type: none"> • Sectioned top 	<ul style="list-style-type: none"> • Sectioned top +\$347 	<p>Specify with <i>sectioned top</i>.</p>
Casters <ul style="list-style-type: none"> • 3" diameter, locking, dual-wheel casters to support top at fixed height of 28½"H: black plastic • Four-leg tables • Six-leg tables 	<ul style="list-style-type: none"> • Four-leg tables +\$124 • Six-leg tables +\$186 	<p>Add suffix C to the style number.</p> <p>Add suffix C to the style number.</p>

Tip: A sample of reasonable size must be provided for Customiz Stain.

Tip: Sectioned tops, with Tite-Joint fasteners for assembly on site, are available as an option on 108"L and 10'L tables only.

▶ See *Meeting Spaces Specification Guide*.

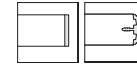
Veneer directions



72"L – 96"L 10'L

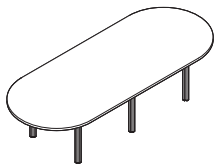
Specification Information

Base Prices



• **Self Edge or
Runner Vinyl
Edge**

• Dimensions			• Style Number	• Finish	• Self Edge or Runner Vinyl Edge
L	W	H			
72"	36"	28½"	273960	Grade 1 Laminate	\$1446
				Grade 1 Wood Veneer	\$2660
				Grade 2 Wood Veneer	\$2964
				Grade 1 Wedge Lay-Up	\$4227
				Grade 2 Wedge Lay-Up	\$4530
96"	48"	28½"	275960	Grade 1 Laminate	\$1804
				Grade 1 Wood Veneer	\$3558
				Grade 2 Wood Veneer	\$4110
				Grade 1 Wedge Lay-Up	\$5898
				Grade 2 Wedge Lay-Up	\$6451
10'	48"	28½"	276960	Grade 1 Laminate	\$2596
				Grade 1 Wood Veneer	\$5556
				Grade 2 Wood Veneer	\$6249
				Grade 1 Wedge Lay-Up	\$7599
				Grade 2 Wedge Lay-Up	\$8293
10'	60"	28½"	251960	Grade 1 Laminate	\$2902
				Grade 1 Wood Veneer	N.A.
				Grade 2 Wood Veneer	N.A.
				Grade 1 Wedge Lay-Up	N.A.
				Grade 2 Wedge Lay-Up	N.A.



Tip: 10'L tables are standard
with six I-legs.



I-Legs

SIN 711.11

Standard Includes	Required to Specify
<ul style="list-style-type: none"> I-legs: <ul style="list-style-type: none"> – 2¼" x 2¼" extruded aluminum with powder coat – Bezel casting at bottom: cast zinc with powder coat Concealed leveling glides: non-marring, black plastic 3" diameter, locking, dual-wheel caster, if selected: black plastic 	<ul style="list-style-type: none"> 1 Style number 2 Powder coat color number for each base element — column and bezel casting <p>▶ See <i>Surface Materials</i>, page 572.</p>

Specification Information

• Dimensions	• Style	• Price
H	Number	

With Glides

27¼"	000960	\$215

With Casters

27¼"	000960C	\$250



Runner Plug and Play and Runner TR

Specifying

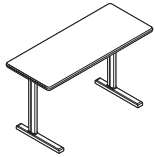
20"W and 24"W Plug and Play Rectangular Tables with Non-Folding L-Bases (SIN 711.11)	514
20"W and 24"W Plug and Play Rectangular Tables with Folding L-Bases (SIN 711.11)	520
30"W Plug and Play Rectangular Tables with Non-Folding L-Bases (SIN 711.11)	522
30"W Plug and Play Rectangular Tables with Folding L-Bases (SIN 711.11)	528
24"W Plug and Play Rectangular Tables with Non-Folding T-Bases (SIN 711.11)	530
24"W Plug and Play Rectangular Tables with Folding T-Bases (SIN 711.11)	536
30"W Plug and Play Rectangular Tables with Non-Folding T-Bases (SIN 711.11)	538
30"W Plug and Play Rectangular Tables with Folding T-Bases (SIN 711.11)	546
36"W Plug and Play Rectangular Tables with Non-Folding T-Bases (SIN 711.11)	548
36"W Plug and Play Rectangular Tables with Folding T-Bases (SIN 711.11)	554
Runner Plug and Play Accessories (SIN 711.11)	556
Runner TR (SIN 711.2)	568
Runner TR Accessories (SIN 711.11)	571

Surface Materials

572

20"W and 24"W Plug and Play Rectangular Tables with Non-Folding L-Bases

SIN 711.11



Tip: Shipped knocked down.

Tip: A sample of reasonable size must be provided for Customiz Stain.

Tip: For a factory installed cutout in the table top, specify Interport, Mini-Port, Axil Z, Interact, Ellora, grommet, or sphere as an option. If Interport, Mini-Port, Axil Z, Interact, Ellora, grommet, or sphere are not specified as an option, the table top will require a field installed cutout.

Tip: For Interact, Interport, Mini-Port, Axil Z, Ellora, spheres, and grommet locations, see location guides. ▶ See Meeting Spaces Specification Guide.

Tip: Interport is not available on 20"W tables.

Tip: Mini-Port and Axil Z are available center only on 48"L x 20"W tables.

Veneer direction



Standard Includes	Required to Specify
<ul style="list-style-type: none"> • Top: 1¼" particle board core with High-Pressure Laminate • Edge: self edge laminate or Runner vinyl • Two 19½"W L-bases: <ul style="list-style-type: none"> – 2¼" x 2¼" column: extruded aluminum with powder coat – Bezel casting at union of column and feet: cast zinc with powder coat – D-shaped feet: steel with powder coat • Concealed leveling glides: non-marring, black plastic • Threaded inserts in underside of top for end-to-end ganging 	<ol style="list-style-type: none"> 1 Style number 2 Powder coat color number for each base element—base, bezel casting, and leg 3 Laminate color number for top 4 Edge selection: <ul style="list-style-type: none"> – Self-edge laminate to match top – Runner vinyl, if selected: <ul style="list-style-type: none"> 6000 Black 6607 Woodrose 6609 Smoke 6655 Warm White 5 Options, if selected (see below) <p>▶ See <i>Surface Materials</i>, page 572.</p>

Options	Price	Required to Specify
<p>Surface Materials</p> <p>Top</p> <ul style="list-style-type: none"> • Open Line laminate Cost of laminate Prices at right • Wood veneer Grade 1 Prices at right • Wood veneer Grade 2 Prices at right • Wedge lay-up veneer Grade 1 Prices at right • Wedge lay-up veneer Grade 2 Prices at right • Customiz Stain No cost <p>▶ See <i>Surface Materials Reference Manual</i>. Specify with wood veneer Grade 1 and select color number. Specify with wood veneer Grade 2 and select color number. Specify with wedge lay-up veneer and select color number. Specify with wedge lay-up veneer and select color number. Specify with Customiz Stain. ▶ See <i>Surface Materials Reference Manual</i>.</p>		
<p>Removable Modesty Panel</p> <ul style="list-style-type: none"> • 48"L +\$263 • 60"L +\$295 • 72"L +\$301 • 84"L +\$326 		Specify with modesty panel and select color number. Specify with modesty panel and select color number. Specify with modesty panel and select color number. Specify with modesty panel and select color number.
<p>Interport</p> <p>One 10' cord</p> <ul style="list-style-type: none"> • Two power/two data +\$306 <p>One 6' hardware</p> <ul style="list-style-type: none"> • Two power/two data +\$360 		Specify with one center Interport cord with two power/two data. Specify with one center Interport hardware with two power/two data.
<p>Mini-Port</p> <p>One 10' cord</p> <ul style="list-style-type: none"> • Two power/two data +\$306 <p>One 6' hardware</p> <ul style="list-style-type: none"> • Two power/two data +\$360 <p>Two 10' cords (60"L, 72"L, and 84"L only)</p> <ul style="list-style-type: none"> • Two power/two data +\$612 <p>Two 6' hardwires (60"L, 72"L, and 84"L only)</p> <ul style="list-style-type: none"> • Two power/two data +\$720 		Specify with one Mini-Port cord with two power/two data and select left, right, or center location. Specify with one Mini-Port hardware with two power/two data and select left, right, or center location. Specify with two Mini-Port (left and right) cords with two power/two data. Specify with two Mini-Port (left and right) hardwires with two power/two data.

▶ Options, continued on next page

► Options, continued from previous page

	Options	Price	Required to Specify
Interact	One 6' cord		
	• Two power/two data	+\$373	Specify with one center Interact cord with two power/two data.
Interact	One 6' hardwire		
	• Two power/two data	+\$373	Specify with one Interact hardwire with two power/two data.
Axil Z	One 6' cord (48"L x 24"W, 60"L, 72"L, and 84"L only)		
	• Two power/two data	+\$215	Specify with one Axil Z cord with two power/two data, select left, right, or center location and select color number.
	• Two power/one data/one USB	+\$310	Specify with one Axil Z cord with two power/one data/one USB, select left, right, or center location and select color number.
	• Two power/two USB	+\$405	Specify with one Axil Z cord with two power/two USB, select left, right, or center location and select color number.
	• Three power/one data	+\$220	Specify with one Axil Z cord with three power/one data, select left, right, or center location and select color number.
	• Three power/one USB	+\$315	Specify with one Axil Z cord with three power/one USB, select left, right, or center location and select color number.
	• Four power	+\$280	Specify with one Axil Z cord with four power, select left, right, or center location and select color number.
	One 6' hardwire (48"L x 24"W, 60"L, 72"L, and 84"L only)		
	• Two power/two data	+\$215	Specify with one Axil Z hardwire with two power/two data and select left, right, or center location and select color number.
	• Two power/one data/one USB	+\$310	Specify with one Axil Z hardwire with two power/one data/one USB and select left, right, or center location and select color number.
• Two power/two USB	+\$405	Specify with one Axil Z hardwire with two power/two USB and select left, right, or center location and select color number.	
• Three power/one data	+\$220	Specify with one Axil Z hardwire with three power/one data and select left, right, or center location and select color number.	
• Three power/one USB	+\$315	Specify with one Axil Z hardwire with three power/one USB and select left, right, or center location and select color number.	
• Four power	+\$280	Specify with one Axil Z hardwire with four power and select left, right, or center location and select color number.	

Tip: Interact is not available on 20"W tables.

Tip: For Axil Z and Ellora, the USB for charging is configured in the spot of one data port and is always configured on the end(s).

Tip: For each USB port specified, there are two USBs per port.

Tip: The hardwire Mini-Port, Interport, Interact, Axil Z, or Ellora desktop module does not work with modular table power kits.

Tip: If a hardwire Mini-Port, Interport, Interact, Axil Z, or Ellora desktop module is desired, then it can only be specified on tables with glides.

► Options, continued on next page

20"W and 24"W Plug and Play Rectangular Tables with Non-Folding L-Bases, continued

SIN 711.11

► Options, continued from previous page

	Options	Price	Required to Specify
Axil Z, continued	Two 6' cords (60"L, 72"L, and 84"L only)		
	• Two power/two data	+\$430	Specify with two (left and right) Axil Z cords with two power/two data and select color number.
	• Two power/one data/one USB	+\$620	Specify with two (left and right) Axil Z cords with two power/one data/one USB and select color number.
	• Two power/two USB	+\$810	Specify with two (left and right) Axil Z cords with two power/two USB and select color number.
	• Three power/one data	+\$440	Specify with two (left and right) Axil Z cords with three power/one data and select color number.
	• Three power/one USB	+\$630	Specify with two (left and right) Axil Z cords with three power/one USB and select color number.
	• Four power	+\$560	Specify with two (left and right) Axil Z cords with four power and select color number.
	Two 6' hardwires (60"L, 72"L, and 84"L only)		
	• Two power/two data	+\$430	Specify with two (left and right) Axil Z hardwires with two power/two data and select color number.
	• Two power/one data/one USB	+\$620	Specify with two (left and right) Axil Z hardwires with two power/one data/one USB and select color number.
	• Two power/two USB	+\$810	Specify with two (left and right) Axil Z hardwires with two power/two USB and select color number.
	• Three power/one data	+\$440	Specify with two (left and right) Axil Z hardwires with three power/one data and select color number.
	• Three power/one USB	+\$630	Specify with two (left and right) Axil Z hardwires with three power/one USB and select color number.
	• Four power	+\$560	Specify with two (left and right) Axil Z hardwires with four power and select color number.
Ellora	One 6' cord		
	• Two power/two data	+\$325	Specify with one center Ellora cord with two power/two data.
	• Two power/one data/one USB	+\$420	Specify with one center Ellora cord with two power/one data/one USB.
	• Two power/two USB	+\$515	Specify with one center Ellora cord with two power/two USB.
	• Three power/one data	+\$330	Specify with one center Ellora cord with three power/one data.
	• Three power/one USB	+\$425	Specify with one center Ellora cord with three power/one USB.
	• Four power	+\$390	Specify with one center Ellora cord with four power.
	One 6' hardware		
	• Two power/two data	+\$325	Specify with one center Ellora hardware with two power/two data.
	• Two power/one data/one USB	+\$420	Specify with one center Ellora hardware with two power/one data/one USB.
	• Two power/two USB	+\$515	Specify with one center Ellora hardware with two power/two USB.
	• Three power/one data	+\$330	Specify with one center Ellora hardware with three power/one data.
	• Three power/one USB	+\$425	Specify with one center Ellora hardware with three power/one USB.
	• Four power	+\$390	Specify with one center Ellora hardware with four power.

Tip: Ellora is not available on 20"W tables.

► Options, continued on next page

► Options, continued from previous page

Tip: Modular table power kits require either a 20-amp plug infeed or hardwire infeed to power the tables. A 20-amp plug infeed can only be used with Circuit 1 receptacles, and the hardwire infeed can be used with either or both, Circuit 1 and Circuit 2 receptacles. Both infeeds have a color coded female modular connector that must plug into the matching color coded male infeed connector on the modular power kits.

Tip: When using modular table power kits, a flex ganger or bar ganger package must be specified for each table-to-table connection.

Options	Price	Required to Specify
Modular Table Power Kits		
One circuit 1 duplex receptacle		
• For 48"L tables - modular power kit with one center duplex receptacle, circuit 1	+\$209	Specify with 48"L modular power kit with circuit 1 duplex receptacle.
• For 60"L tables - modular power kit with one center duplex receptacle, circuit 1	+\$223	Specify with 60"L modular power kit with circuit 1 duplex receptacle.
• For 72"L tables - modular power kit with one center duplex receptacle, circuit 1	+\$237	Specify with 72"L modular power kit with circuit 1 duplex receptacle.
• For 84"L tables - modular power kit with one center duplex receptacle, circuit 1	+\$251	Specify with 84"L modular power kit with circuit 1 duplex receptacle.
One circuit 2 duplex receptacle (To be used with hardwire infeed only)		
• For 48"L tables - modular power kit with one center duplex receptacle, circuit 2	+\$209	Specify with 48"L modular power kit with circuit 2 duplex receptacle.
• For 60"L tables - modular power kit with one center duplex receptacle, circuit 2	+\$223	Specify with 60"L modular power kit with circuit 2 duplex receptacle.
• For 72"L tables - modular power kit with one center duplex receptacle, circuit 2	+\$237	Specify with 72"L modular power kit with circuit 2 duplex receptacle.
• For 84"L tables - modular power kit with one center duplex receptacle, circuit 2	+\$251	Specify with 84"L modular power kit with circuit 2 duplex receptacle.
Two circuit 1 duplex receptacles (60"L, 72"L, and 84"L tables only)		
• For 60"L tables - modular power kit with two center duplex receptacles, circuit 1	+\$289	Specify with 60"L modular power kit with circuit 1 duplex receptacles.
• For 72"L tables - modular power kit with two center duplex receptacles, circuit 1	+\$303	Specify with 72"L modular power kit with circuit 1 duplex receptacles.
• For 84"L tables - modular power kit with two center duplex receptacles, circuit 1	+\$317	Specify with 84"L modular power kit with circuit 1 duplex receptacles.
One circuit 1 and one circuit 2 duplex receptacle (60"L, 72"L, and 84"L tables only) (To be used with hardwire infeed only)		
• For 60"L tables - modular power kit with two center duplex receptacles, one circuit 1 and one circuit 2	+\$289	Specify with 60"L modular power kit with one circuit 1 and one circuit 2 duplex receptacle.
• For 72"L tables - modular power kit with two center duplex receptacles, one circuit 1 and one circuit 2	+\$303	Specify with 72"L modular power kit with one circuit 1 and one circuit 2 duplex receptacle.
• For 84"L tables - modular power kit with two center duplex receptacles, one circuit 1 and one circuit 2	+\$317	Specify with 84"L modular power kit with one circuit 1 and one circuit 2 duplex receptacle.

► Options, continued on next page

20"W and 24"W Plug and Play Rectangular Tables with Non-Folding L-Bases, continued

SIN 711.11

► Options, continued from previous page

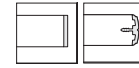
	Options	Price	Required to Specify
Grommets	• One grommet: black plastic	+\$ 64	Specify <i>with grommet</i> and select location of left, right, or center.
	• Two grommets: black plastic	+\$ 128	Specify <i>with two grommets</i> and select location of left/center, right/center, or right/left.
	• Three grommets: black plastic	+\$ 192	Specify <i>with three grommets</i> .
Spheres	Four Data		
	• One sphere	+\$ 165	Specify <i>with one sphere four data</i> and select location of left, right, or center.
	• Two spheres	+\$ 330	Specify <i>with two spheres four data</i> and select location of left/center, right/center, or left/right.
	• Three spheres	+\$ 495	Specify <i>with three spheres four data</i> .
	Two Power and Two Data		
	• One sphere	+\$ 251	Specify <i>with one sphere two power and two data</i> and select location of left, right, or center.
	• Two spheres	+\$ 502	Specify <i>with two spheres two power and two data</i> and select location of left/center, right/center, or left/right.
	• Three spheres	+\$ 753	Specify <i>with three spheres two power and two data</i> .
	Four Power		
	• One sphere	+\$ 364	Specify <i>with one sphere four power</i> and select location of left, right, or center.
• Two spheres	+\$ 728	Specify <i>with two spheres four power</i> and select location of left/center, right/center, or left/right.	
• Three spheres	+\$1092	Specify <i>with three spheres four power</i> .	
Gangers (Required when modular table power kit is specified)	• Bar ganger package: Black metal	+\$ 55	Specify <i>with bar gangers</i> .
	• Flex ganger package: Black plastic	+\$ 74	Specify <i>with flex gangers</i> .
Casters	• 2" diameter, locking, dual-wheel casters to support top at fixed height of 30½"H: black plastic	+\$ 124	Add suffix C to the style number (in front of PNP, i.e."CPNP").

Tip: When the factory-installed flex ganger option is specified, the flex gangers will be installed in the end-to-end ganging configuration. If side-to-side or end-and-side ganging is required, change the position of the flex gangers at time of installation. All flex ganger locations are pre-drilled for simple re-location when desired.

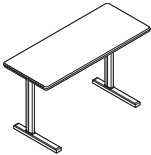
Tip: Casters add 2" to the height of the table.

Specification Information

Base Prices

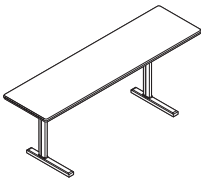


• Dimensions			• Style Number	• Finish	• Self Edge or Runner Vinyl Edge
L	W	H			



Base Inset 5 1/4"

48"	20"	28 1/2"	430956PNP	Grade 1 Laminate	\$ 749
				Grade 1 Wood Veneer	\$1518
				Grade 2 Wood Veneer	\$1653
60"	20"	28 1/2"	423956PNP	Grade 1 Laminate	\$ 817
				Grade 1 Wood Veneer	\$1730
				Grade 2 Wood Veneer	\$1898
48"	24"	28 1/2"	462956PNP	Grade 1 Laminate	\$ 756
				Grade 1 Wood Veneer	\$1524
				Grade 2 Wood Veneer	\$1659
60"	24"	28 1/2"	463956PNP	Grade 1 Laminate	\$ 824
				Grade 1 Wood Veneer	\$1737
				Grade 2 Wood Veneer	\$1905



Base Inset 11 1/4"

72"	20"	28 1/2"	440956PNP	Grade 1 Laminate	\$ 849
				Grade 1 Wood Veneer	\$1778
				Grade 2 Wood Veneer	\$1981
72"	24"	28 1/2"	464956PNP	Grade 1 Laminate	\$ 856
				Grade 1 Wood Veneer	\$1784
				Grade 2 Wood Veneer	\$1987

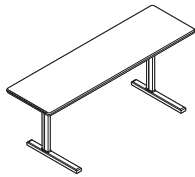
Base Inset 17 1/4"

84"	24"	28 1/2"	465956PNP	Grade 1 Laminate	\$1043
				Grade 1 Wood Veneer	\$2321
				Grade 2 Wood Veneer	\$2636

Runner Plug and Play and Runner TR

20"W and 24"W Plug and Play Rectangular Tables with Folding L-Bases

SIN 711.11



Tip: Shipped knocked down.

Tip: For a factory installed cutout in the table top, specify, grommet, or sphere as an option. If grommet, or sphere are not specified as an option, the table top will require a field installed cutout.

Tip: Remove panel to store with tables.

Tip: For grommet and sphere locations, see location guides.
▶ See Meeting Spaces Specification Guide.

Tip: When the factory-installed flex ganger option is specified, the flex gangers will be installed in the end-to-end ganging configuration. If side-to-side or end-and-side ganging is required, change the position of the flex gangers at time of installation. All flex ganger locations are pre-drilled for simple re-location when desired.

Standard Includes	Required to Specify
<ul style="list-style-type: none"> • Top: 1¼" particle board core with High-Pressure Laminate • Edge: Runner vinyl edge • Two 19½"W L-bases: <ul style="list-style-type: none"> – 2¼" x 2¼" column: extruded aluminum with powder coat – Bezel casting at union of column and feet: cast zinc with powder coat – D-shaped feet: steel with powder coat • Folding mechanism with dual-arc motion to allow legs to fold flush with the underside of top • Concealed leveling glides: non-marring, black plastic • Threaded inserts in underside of top for end-to-end ganging 	<ol style="list-style-type: none"> 1 Style number 2 Powder coat color number for each base element—base, bezel casting, and leg 3 Laminate color number for top 4 Runner vinyl color number: <ul style="list-style-type: none"> 6000 Black 6607 Woodrose 6609 Smoke 6655 Warm White 5 Options, if selected (see below) <ul style="list-style-type: none"> ▶ See <i>Surface Materials</i>, page 572.

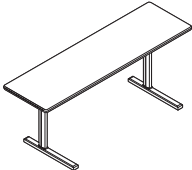
Options	Price	Required to Specify
Surface Materials Top <ul style="list-style-type: none"> • Open Line laminate 	Cost of laminate	▶ See <i>Surface Materials Reference Manual</i> .
Removable Modesty Panel <ul style="list-style-type: none"> • 60"L • 72"L • 84"L 	<ul style="list-style-type: none"> +\$ 295 +\$ 301 +\$ 326 	<ul style="list-style-type: none"> Specify with <i>modesty panel</i> and select color number. Specify with <i>modesty panel</i> and select color number. Specify with <i>modesty panel</i> and select color number.
Grommets <ul style="list-style-type: none"> • One grommet: black plastic • Two grommets: black plastic • Three grommets: black plastic 	<ul style="list-style-type: none"> +\$ 64 +\$ 128 +\$ 192 	<ul style="list-style-type: none"> Specify with <i>grommet</i> and select location of left, right, or center. Specify with <i>two grommets</i> and select location of left/center, right/center, or right/left. Specify with <i>three grommets</i>.
Spheres Four Data <ul style="list-style-type: none"> • One sphere • Two spheres • Three spheres 	<ul style="list-style-type: none"> +\$ 165 +\$ 330 +\$ 495 	<ul style="list-style-type: none"> Specify with <i>one sphere four data</i> and select location of left, right, or center. Specify with <i>two spheres four data</i> and select location of left/center, right/center, or left/right. Specify with <i>three spheres four data</i>.
Two Power and Two Data <ul style="list-style-type: none"> • One sphere • Two spheres • Three spheres 	<ul style="list-style-type: none"> +\$ 251 +\$ 502 +\$ 753 	<ul style="list-style-type: none"> Specify with <i>one sphere two power</i> and two data and select location of left, right, or center. Specify with <i>two spheres two power</i> and two data select location of left/center, right/center, or left/right. Specify with <i>three spheres two power and two data</i>.
Four Power <ul style="list-style-type: none"> • One sphere • Two spheres • Three spheres 	<ul style="list-style-type: none"> +\$ 364 +\$ 728 +\$1092 	<ul style="list-style-type: none"> Specify with <i>one sphere four power</i> and select location of left, right, or center. Specify with <i>two spheres four power</i> and select location of left/center, right/center, or left/right. Specify with <i>three spheres four power</i>.
Gangers (Required when modular table power kit is specified)	<ul style="list-style-type: none"> • Bar ganger package: Black metal • Flex ganger package: Black plastic 	<ul style="list-style-type: none"> +\$ 55 +\$ 74 <ul style="list-style-type: none"> Specify with <i>bar gangers</i>. Specify with <i>flex gangers</i>.

Specification Information

Base Prices



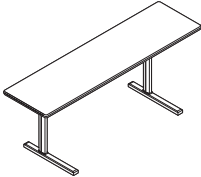
• Dimensions			• Style Number	• Finish	• Runner Vinyl Edge
L	W	H			



20"W Plug and Play

Base Inset 5 1/4"

60"	20"	28 1/2"	181957PNP	Grade 1 Laminate	\$1046
72"	20"	28 1/2"	191957PNP	Grade 1 Laminate	\$1077



24"W Plug and Play

Base Inset 11 1/4"

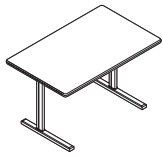
60"	24"	28 1/2"	182957PNP	Grade 1 Laminate	\$1052
72"	24"	28 1/2"	192957PNP	Grade 1 Laminate	\$1085

Base Inset 17 1/4"

84"	24"	28 1/2"	172957PNP	Grade 1 Laminate	\$1268
-----	-----	---------	------------------	------------------	--------

30"W Plug and Play Rectangular Tables with Non-Folding L-Bases

SIN 711.11



Tip: Order bar ganger package separately.
▶ Page 501

Tip: Shipped knocked down.

Tip: A sample of reasonable size must be provided for Customiz Stain.

Tip: Remove panel to store with tables.

Tip: For a factory installed cutout in the table top, specify Interport, Mini-Port, Interact, Axil Z, Ellora, grommet, or sphere as an option. If Interport, Mini-Port, Interact, Axil Z, Ellora, grommet, or sphere are not specified as an option, the table top will require a field installed cutout.

Tip: For Interport, Mini-Port, Axil Z, Ellora, Interact, spheres and grommet locations, see location guides.
▶ See Meeting Spaces Specification Guide.

Veneer direction



Standard Includes	Required to Specify
<ul style="list-style-type: none"> • Top: 1¼" particle board core with High-Pressure Laminate • Edge: self-edge laminate or Runner vinyl • Two 24"W L-bases: <ul style="list-style-type: none"> - 2¼" x 1½" column: extruded aluminum with powder coat - Bezel casting at union of column and feet: cast zinc with powder coat - D-shaped feet: steel with powder coat • Concealed leveling glides: non-marring, black plastic • Threaded inserts in underside of top for end-to-end ganging 	<ol style="list-style-type: none"> 1 Style number 2 Powder coat color number for each base element—base, bezel casting, and leg 3 Laminate color number for top 4 Edge selection: <ul style="list-style-type: none"> - Self-edge laminate to match top - Runner vinyl, if selected: <ul style="list-style-type: none"> 6000 Black 6607 Woodrose 6609 Smoke 6655 Warm White 5 Options, if selected (see below and at right) ▶ See <i>Surface Materials</i>, page 572.

Options	Price	Required to Specify
Surface Materials <ul style="list-style-type: none"> • Top <ul style="list-style-type: none"> • Open Line laminate Cost of laminate Prices at right • Wood veneer Grade 1 Prices at right • Wood veneer Grade 2 Prices at right • Customiz Stain No cost 		▶ See <i>Surface Materials</i> , page 572. Specify with <i>wood veneer Grade 1</i> and select color number. Specify with <i>wood veneer Grade 2</i> and select color number. Specify with <i>Customiz Stain</i> . ▶ See <i>Surface Materials</i> , page 572.
Removable Modesty Panel <ul style="list-style-type: none"> • 48"L +\$263 • 60"L +\$295 • 72"L +\$301 		Specify with <i>modesty panel</i> and select color number. Specify with <i>modesty panel</i> and select color number. Specify with <i>modesty panel</i> and select color number.
Interport <ul style="list-style-type: none"> • One 10' cord <ul style="list-style-type: none"> • Two power/two data +\$306 • One 6' hardwire <ul style="list-style-type: none"> • Two power/two data +\$360 • Two 10' cords (60"L and 72"L only) <ul style="list-style-type: none"> • Two power/two data +\$612 • Two 6' hardwires (60"L and 72"L only) <ul style="list-style-type: none"> • Two power/two data +\$720 		Specify with <i>one Interport cord with two power/two data</i> and select left, right, or center location. Specify with <i>one Interport hardwire with two power/two data</i> and select left, right, or center location. Specify with <i>two Interport (left and right) cords with two power/two data</i> . Specify with <i>two Interport (left and right) hardwires with two power/two data</i> .
Mini-Port <ul style="list-style-type: none"> • One 10' cord <ul style="list-style-type: none"> • Two power/two data +\$306 • One 6' hardwire <ul style="list-style-type: none"> • Two power/two data +\$360 • Two 10' cords (60"L and 72"L only) <ul style="list-style-type: none"> • Two power/two data +\$612 • Two 6' hardwires (60"L and 72"L only) <ul style="list-style-type: none"> • Two power/two data +\$720 		Specify with <i>one Mini-Port cord with two power/two data</i> and select left, right, or center locations. Specify with <i>one Mini-Port hardwire with two power/two data</i> and select left, right, or center locations. Specify with <i>two Mini-Port (left and right) cords with two power/two data</i> . Specify with <i>two Mini-Port (left and right) hardwires with two power/two data</i> .

▶ Options, continued on next page

► Options, continued from previous page

	Options	Price	Required to Specify
Interact	One 6' cord		
	• Two power/two data	+\$373	Specify with one Interact cord with two power/two data and select left, right, or center location.
	One 6' hardware		
	• Two power/two data	+\$373	Specify with one Interact hardware with two power/two data and select left, right, or center location.
	Two 6' cords (60"L and 72"L only)		
	• Two power/two data	+\$746	Specify with two Interact (left and right) cords with two power/two data.
	Two 6' hardwires (60"L and 72"L only)		
	• Two power/two data	+\$746	Specify with two Interact (left and right) hardwires with two power/two data.
Axil Z	One 6' cord		
	• Two power/two data	+\$215	Specify with one Axil Z cord with two power/two data, select left, right, or center location and select color number.
	• Two power/one data/one USB	+\$310	Specify with one Axil Z cord with two power/one data/one USB, select left, right, or center location and select color number.
	• Two power/two USB	+\$405	Specify with one Axil Z cord with two power/two USB, select left, right, or center location and select color number.
	• Three power/one data	+\$220	Specify with one Axil Z cord with three power/one data, select left, right, or center location and select color number.
	• Three power/one USB	+\$315	Specify with one Axil Z cord with three power/one USB, select left, right, or center location and select color number.
	• Four power	+\$280	Specify with one Axil Z cord with four power, select left, right, or center location and select color number.
	One 6' hardware		
	• Two power/two data	+\$215	Specify with one Axil Z hardware with two power/two data, select left, right, or center location and select color number.
	• Two power/one data/one USB	+\$310	Specify with one Axil Z hardware with two power/one data/one USB, select left, right, or center location and select color number.
	• Two power/two USB	+\$405	Specify with one Axil Z hardware with two power/two USB, select left, right, or center location and select color number.
	• Three power/one data	+\$220	Specify with one Axil Z hardware with three power/one data, select left, right, or center location and select color number.
	• Three power/one USB	+\$315	Specify with one Axil Z hardware with three power/one USB, select left, right, or center location and select color number.
• Four power	+\$280	Specify with one Axil Z hardware with four power, select left, right, or center location and select color number.	

► Options, continued on next page

Tip: For Axil Z and Ellora, the USB for charging is configured in the spot of one data port and is always configured on the end(s).

Tip: For each USB port specified, there are two USBs per port.

Tip: The hardware Mini-Port, Interport, Interact, Axil Z, or Ellora desktop module does not work with modular table power kits.

Tip: If a hardware Mini-Port, Interport, Interact, Axil Z, or Ellora desktop module is desired, then it can only be specified on tables with glides.

Tip: USB for charging is configured in the spot of one data port and is always configured on the end(s).

30"W Plug and Play Rectangular Tables with Non-Folding L-Bases, continued

SIN 711.11

► Options, continued from previous page

	Options	Price	Required to Specify
Axil Z, continued	Two 6' cords (60"L and 72"L only)		
	• Two power/two data	+\$430	Specify with two (left and right) Axil Z cords with two power/two data and select color number.
	• Two power/one data/one USB	+\$620	Specify with two (left and right) Axil Z cords with two power/one data/one USB and select color number.
	• Two power/two USB	+\$810	Specify with two (left and right) Axil Z cords with two power/two USB and select color number.
	• Three power/one data	+\$440	Specify with two (left and right) Axil Z cords with three power/one data and select color number.
	• Three power/one USB	+\$630	Specify with two (left and right) Axil Z cords with three power/one USB and select color number.
	• Four power	+\$560	Specify with two (left and right) Axil Z cords with four power and select color number.
	Two 6' hardwires (60"L and 72"L only)		
	• Two power/two data	+\$430	Specify with two (left and right) Axil Z hardwires with two power/two data and select color number.
	• Two power/one data/one USB	+\$620	Specify with two (left and right) Axil Z hardwires with two power/one data/one USB and select color number.
	• Two power/two USB	+\$810	Specify with two (left and right) Axil Z hardwires with two power/two USB and select color number.
	• Three power/one data	+\$440	Specify with two (left and right) Axil Z hardwires with three power/one data and select color number.
	• Three power/one USB	+\$630	Specify with two (left and right) Axil Z hardwires with three power/one USB and select color number.
	• Four power	+\$560	Specify with two (left and right) Axil Z hardwires with four power and select color number.
Ellora	One 6' cord		
	• Two power/two data	+\$325	Specify with one Ellora cord with two power/two data, and select left, right, or center location.
	• Two power/one data/one USB	+\$420	Specify with one Ellora cord with two power/one data/one USB, and select left, right, or center location.
	• Two power/two USB	+\$515	Specify with one Ellora cord with two power/two USB, and select left, right, or center location.
	• Three power/one data	+\$330	Specify with one Ellora cord with three power/one data, and select left, right, or center location.
	• Three power/one USB	+\$425	Specify with one Ellora cord with three power/one USB, and select left, right, or center location.
• Four power	+\$390	Specify with one Ellora cord with four power, and select left, right, or center location.	

► Options, continued on next page

► Options, continued from previous page

	Options	Price	Required to Specify	
Ellora, continued	One 6' hardwire			
	• Two power/two data	+\$ 325	Specify with one Ellora hardwire with two power/two data, and select left, right, or center location.	
	• Two power/one data/one USB	+\$ 420	Specify with one Ellora hardwire with two power/one data/one USB, and select left, right, or center location.	
	• Two power/two USB	+\$ 515	Specify with one Ellora hardwire with two power/two USB, and select left, right, or center location.	
	• Three power/one data	+\$ 330	Specify with one Ellora hardwire with three power/one data, and select left, right, or center location.	
	• Three power/one USB	+\$ 425	Specify with one Ellora hardwire with three power/one USB, and select left, right, or center location.	
	• Four power	+\$ 390	Specify with one Ellora hardwire with four power, and select left, right, or center location.	
	<hr/>			
		Two 6' cords (60"L and 72"L only)		
	• Two power/two data	+\$ 650	Specify with two (left and right) Ellora cords with two power/two data.	
	• Two power/one data/one USB	+\$ 840	Specify with two (left and right) Ellora cords with two power/one data/one USB.	
	• Two power/two USB	+\$1030	Specify with two (left and right) Ellora cords with two power/two USB.	
	• Three power/one data	+\$ 660	Specify with two (left and right) Ellora cords with three power/one data.	
	• Three power/one USB	+\$ 850	Specify with two (left and right) Ellora cords with three power/one USB.	
	• Four power	+\$ 780	Specify with two (left and right) Ellora cords four power.	
	<hr/>			
		Two 6' hardwires (60"L and 72"L only)		
	• Two power/two data	+\$ 650	Specify with two (left and right) Ellora hardwires with two power/two data.	
	• Two power/one data/one USB	+\$ 840	Specify with two (left and right) Ellora hardwires with two power/one data/one USB.	
	• Two power/two USB	+\$1030	Specify with two (left and right) Ellora hardwires with two power/two USB.	
	• Three power/one data	+\$ 660	Specify with two (left and right) Ellora hardwires with three power/one data.	
	• Three power/one USB	+\$ 850	Specify with two (left and right) Ellora hardwires with three power/one USB.	
	• Four power	+\$ 780	Specify with two (left and right) Ellora hardwires with four power.	
	<hr/>			
Modular Table Power Kits	One circuit 1 duplex receptacle			
	• For 48"L tables - modular power kit with one center duplex receptacle, circuit 1	+\$ 209	Specify with 48"L modular power kit with circuit 1 duplex receptacle.	
	• For 60"L tables - modular power kit with one center duplex receptacle, circuit 1	+\$ 223	Specify with 60"L modular power kit with circuit 1 duplex receptacle.	
	• For 72"L tables - modular power kit with one center duplex receptacle, circuit 1	+\$ 237	Specify with 72"L modular power kit with circuit 1 duplex receptacle.	
	One circuit 2 duplex receptacle			
	• For 48"L tables - modular power kit with one center duplex receptacle, circuit 2	+\$ 209	Specify with 48"L modular power kit with circuit 2 duplex receptacle.	
	• For 60"L tables - modular power kit with one center duplex receptacle, circuit 2	+\$ 223	Specify with 60"L modular power kit with circuit 2 duplex receptacle.	
	• For 72"L tables - modular power kit with one center duplex receptacle, circuit 2	+\$ 237	Specify with 72"L modular power kit with circuit 2 duplex receptacle.	

► Options, continued on next page

Tip: Modular table power kits require either a 20-amp plug infeed or hardwire infeed to power the tables. A 20-amp plug infeed can only be used with Circuit 1 receptacles, and the hardwire infeed can be used with either or both, Circuit 1 and Circuit 2 receptacles. Both infeeds have a color coded female modular connector that must plug into the matching color coded male infeed connector on the modular power kits.

Tip: When using modular table power kits, a flex ganger or bar ganger package must be specified for each table-to-table connection.

30"W Plug and Play Rectangular Tables with Non-Folding L-Bases, continued

SIN 711.11

► Options, continued from previous page

Tip: When using modular table power kits, a flex ganger or bar ganger package must be specified for each table-to-table connection.

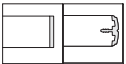
Options	Price	Required to Specify
Modular Table Power Kits, continued		
Two circuit 1 duplex receptacles (60"L and 72"L tables only)		
• For 60"L tables - modular power kit with two center duplex receptacles, circuit 1	+\$ 289	Specify with 60"L modular power kit with circuit 1 duplex receptacles.
• For 72"L tables - modular power kit with two center duplex receptacles, circuit 1	+\$ 303	Specify with 72"L modular power kit with circuit 1 duplex receptacles.
One circuit 1 and one circuit 2 duplex receptacle (60"L and 72"L tables only)		
• For 60"L tables - modular power kit with two center duplex receptacles, one circuit 1 and one circuit 2	+\$ 289	Specify with 60"L modular power kit with one circuit 1 and one circuit 2 duplex receptacle.
• For 72"L tables - modular power kit with two center duplex receptacles, one circuit 1 and one circuit 2	+\$ 303	Specify with 72"L modular power kit with one circuit 1 and one circuit 2 duplex receptacle.
Grommets		
• One grommet: black plastic	+\$ 64	Specify with grommet and select location of left, right, or center.
• Two grommets: black plastic	+\$ 128	Specify with two grommets and select location of left/center, right/center, or right/left.
• Three grommets: black plastic	+\$ 194	Specify with three grommets.
Spheres		
Four Data		
• One sphere	+\$ 165	Specify with one sphere four data and select location of left, right, or center.
• Two spheres	+\$ 330	Specify with two spheres four data and select location of left/center, right/center, or left/right.
• Three spheres	+\$ 495	Specify with three spheres four data.
Two Power and Two Data		
• One sphere	+\$ 251	Specify with one sphere two power and two data and select location of left, right, or center.
• Two spheres	+\$ 502	Specify with two spheres two power and two data and select location of left/center, right/center, or left/right.
• Three spheres	+\$ 753	Specify with three spheres two power and two data.
Four Power		
• One sphere	+\$ 364	Specify with one sphere four power and select location of left, right, or center.
• Two spheres	+\$ 728	Specify with two spheres four power and select location of left/center, right/center, or left/right.
• Three spheres	+\$1092	Specify with three spheres four power.
Gangers (Required when modular table power kit is specified)		
• Bar ganger package: Black metal	+\$ 55	Specify with bar gangers.
• Flex ganger package: Black plastic	+\$ 74	Specify with flex gangers.
Casters		
• 2" diameter, locking, dual-wheel casters to support top at fixed height of 30½"H: black plastic	+\$ 124	Add suffix C to the style number (in front of PNP, i.e. "CPNP").

Tip: When the factory-installed flex ganger option is specified, the flex gangers will be installed in the end-to-end ganging configuration. If side-to-side or end-and-side ganging is required, change the position of the flex gangers at time of installation. All flex ganger locations are pre-drilled for simple re-location when desired.

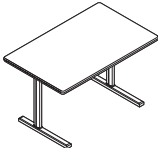
Tip: Casters add 2" to the height of the table.

Specification Information

Base Prices

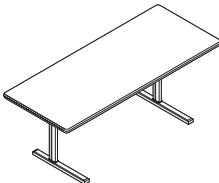


• Dimensions L W H	• Style Number	• Finish	• Self Edge or Runner Vinyl Edge:
-----------------------	-------------------	----------	---



Base Inset 5 1/4"

48" 30" 28 1/2"	472958PNP	Grade 1 Laminate	\$ 833
		Grade 1 Wood Veneer	\$1738
		Grade 2 Wood Veneer	\$1908
60" 30" 28 1/2"	473958PNP	Grade 1 Laminate	\$ 873
		Grade 1 Wood Veneer	\$1802
		Grade 2 Wood Veneer	\$2013

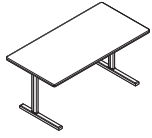


Base Inset 11 1/4"

72" 30" 28 1/2"	474958PNP	Grade 1 Laminate	\$ 909
		Grade 1 Wood Veneer	\$1861
		Grade 2 Wood Veneer	\$2115

30"W Plug and Play Rectangular Tables with Folding L-Bases

SIN 711.11



Tip: Order bar ganger package separately.
▶ Page 501

Tip: Shipped knocked down.

Tip: For a factory installed cutout in the table top, specify grommet, or sphere as an option. If grommet or sphere are not specified as an option, the table top will require a field installed cutout.

Tip: Remove panel to store with tables.

Tip: For grommet and sphere locations, see location guide.

▶ See Meeting Spaces Specification Guide.

Tip: When the factory-installed flex ganger option is specified, the flex gangers will be installed in the end-to-end ganging configuration. If side-to-side or end-and-side ganging is required, change the position of the flex gangers at time of installation. All flex ganger locations are pre-drilled for simple re-location when desired.

Standard Includes	Required to Specify
<ul style="list-style-type: none"> • Top: 1¼" particle board core with High-Pressure Laminate • Edge: Runner vinyl edge • Two 24"W L-bases: <ul style="list-style-type: none"> - 2¼" x 1½" column: extruded aluminum with powder coat - Bezel casting at union of column and feet: cast zinc with powder coat - D-shaped feet: steel with powder coat • Folding mechanism with dual-arc motion to allow legs to fold flush with the underside of top • Concealed leveling glides: non-marring, black plastic • Threaded inserts in underside of top for end-to-end ganging 	<ol style="list-style-type: none"> 1 Style number 2 Powder coat color number for each base element—base, bezel casting, and leg 3 Laminate number for top 4 Runner vinyl color number <ul style="list-style-type: none"> 6000 Black 6607 Woodrose 6609 Smoke 6655 Warm White 5 Options, if selected (see below and at right) <ul style="list-style-type: none"> ▶ See <i>Surface Materials</i>, page 572.

Options	Price	Required to Specify
Surface Materials <ul style="list-style-type: none"> • Open Line laminate 	Cost of laminate	▶ See <i>Surface Materials</i> , page 572.
Removable Modesty Panel <ul style="list-style-type: none"> • 60"L • 72"L 	<ul style="list-style-type: none"> + \$ 295 + \$ 301 	Specify with <i>modesty panel</i> and select color number. Specify with <i>modesty panel</i> and select color number.
Grommets <ul style="list-style-type: none"> • One grommet: black plastic • Two grommets: black plastic • Three grommets: black plastic 	<ul style="list-style-type: none"> + \$ 64 + \$ 128 + \$ 192 	Specify with <i>grommet</i> and select location of left, right, or center. Specify with <i>two grommets</i> and select location of left/center, right/center, or right/left. Specify with <i>three grommets</i> .
Spheres <ul style="list-style-type: none"> • One sphere • Two sphere • Three sphere 	<ul style="list-style-type: none"> + \$ 165 + \$ 330 + \$ 495 	Specify with <i>one sphere four data</i> and select location of left, right, or center. Specify with <i>two spheres four data</i> and select location of left/center, right/center, or left/right. Specify with <i>three spheres four data</i> .
Two Power and Two Data <ul style="list-style-type: none"> • One sphere • Two spheres • Three spheres 	<ul style="list-style-type: none"> + \$ 251 + \$ 502 + \$ 753 	Specify with <i>one sphere two power and two data</i> and select location of left, right, or center. Specify with <i>two spheres two power and two data</i> and select location of left/center, right/center, or left/right. Specify with <i>three spheres two power and two data</i> .
Four Power <ul style="list-style-type: none"> • One sphere • Two spheres • Three spheres 	<ul style="list-style-type: none"> + \$ 364 + \$ 728 + \$1092 	Specify with <i>one sphere four power</i> and select location of left, right, or center. Specify with <i>two spheres four power</i> and select location of left/center, right/center, or left/right. Specify with <i>three spheres four power</i> .
Gangers (Required when modular table power kit is specified)	<ul style="list-style-type: none"> • Bar ganger package: Black metal • Flex ganger package: Black plastic 	<ul style="list-style-type: none"> + \$ 55 + \$ 74 Specify with <i>bar gangers</i> . Specify with <i>flex gangers</i> .

30"W Plug and Play
Rectangular Tables with
Folding L-Bases

SIN 711.11

Specification Information

Base Price



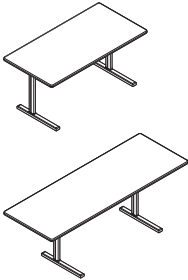
• Dimensions			• Style Number	• Finish	• Runner Vinyl Edge
L	W	H			

Base Inset 5 1/4"

60"	30"	28 1/2"	183959PNP	Grade 1 Laminate	\$1133
-----	-----	---------	------------------	------------------	--------

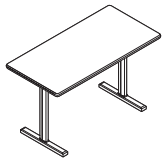
Base Inset 11 1/4"

72"	30"	28 1/2"	193959PNP	Grade 1 Laminate	\$1168
-----	-----	---------	------------------	------------------	--------



24"W Plug and Play Rectangular Tables with Non-Folding T-Bases

SIN 711.11



Tip: Order bar ganger package separately.
▶ Page 501

Tip: Shipped knocked down.

Tip: A sample of reasonable size must be provided for Customiz Stain.

Tip: Remove panel to store with tables.

Tip: For a factory installed cutout in the table top, specify Interport, Mini-Port, Interact, Axil Z, Ellora, grommet, or sphere as an option. If Interport, Mini-Port, Interact, Axil Z, Ellora, grommet, or sphere are not specified as an option, the table top will require a field installed cutout.

Tip: For Interport, Mini-Port, Interact, Axil Z, Ellora, Interact, spheres, and grommet locations, see location guides.

▶ See Meeting Spaces Specification Guide.

Veneer direction



Standard Includes	Required to Specify
<ul style="list-style-type: none"> • Top: 1¼" particle board core with High-Pressure Laminate • Edge: self-edge laminate or Runner vinyl • Two 19½"W T-bases: <ul style="list-style-type: none"> - 2¼" x 1½" column: extruded aluminum with powder coat - Bezel casting at union of column and feet: cast zinc with powder coat - D-shaped feet: steel with powder coat • Concealed leveling glides: non-marring, black plastic • Threaded inserts in underside of top for end-to-end ganging 	<ol style="list-style-type: none"> 1 Style number 2 Powder coat color number for each base element—base, bezel casting, and leg 3 Laminate color number for top 4 Edge selection: <ul style="list-style-type: none"> - Self-edge laminate to match top - Runner vinyl color number, if selected: <ul style="list-style-type: none"> 6000 Black 6607 Woodrose 6609 Smoke 6655 Warm White 5 Options, if selected (see below and at right) <p>▶ See <i>Surface Materials</i>, page 572.</p>

Options	Price	Required to Specify
Surface Materials <ul style="list-style-type: none"> • Top <ul style="list-style-type: none"> • Open Line laminate <ul style="list-style-type: none"> • Wood veneer Grade 1 <ul style="list-style-type: none"> • Wood veneer Grade 2 • Customiz Stain 	<ul style="list-style-type: none"> • Open Line laminate <ul style="list-style-type: none"> • Wood veneer Grade 1 <ul style="list-style-type: none"> • Wood veneer Grade 2 • Customiz Stain 	<ul style="list-style-type: none"> • Open Line laminate <ul style="list-style-type: none"> • Wood veneer Grade 1 <ul style="list-style-type: none"> • Wood veneer Grade 2 • Customiz Stain <p>▶ See <i>Surface Materials</i>, page 572. Specify with <i>wood veneer Grade 1</i> and select color number. Specify with <i>wood veneer Grade 2</i> and select color number. Specify with <i>Customiz Stain</i>. ▶ See <i>Surface Materials</i>, page 572.</p>
Removable Modesty Panel <ul style="list-style-type: none"> • 48"L • 60"L • 72"L • 84"L 	<ul style="list-style-type: none"> • 48"L +\$263 • 60"L +\$295 • 72"L +\$301 • 84"L +\$326 	<ul style="list-style-type: none"> • 48"L Specify with <i>modesty panel</i> and select color number. • 60"L Specify with <i>modesty panel</i> and select color number. • 72"L Specify with <i>modesty panel</i> and select color number. • 84"L Specify with <i>modesty panel</i> and select color number.
Interport <ul style="list-style-type: none"> • One 10' cord (center only) <ul style="list-style-type: none"> • Two power/two data • One 6' hardware (center only) <ul style="list-style-type: none"> • Two power/two data 	<ul style="list-style-type: none"> • One 10' cord (center only) <ul style="list-style-type: none"> • Two power/two data +\$306 • One 6' hardware (center only) <ul style="list-style-type: none"> • Two power/two data +\$360 	<ul style="list-style-type: none"> • One 10' cord (center only) <ul style="list-style-type: none"> • Two power/two data Specify with <i>one center Interport cord with two power/two data</i>. • One 6' hardware (center only) <ul style="list-style-type: none"> • Two power/two data Specify with <i>one center Interport hardware with two power/two data</i>.
Mini-Port <ul style="list-style-type: none"> • One 10' cord <ul style="list-style-type: none"> • Two power/two data • One 6' hardware <ul style="list-style-type: none"> • Two power/two data • Two 10' cords (60"L, 72"L, and 84"L only) <ul style="list-style-type: none"> • Two power/two data • Two 6' hardwires (60"L, 72"L and 84"L only) <ul style="list-style-type: none"> • Two power/two data 	<ul style="list-style-type: none"> • One 10' cord <ul style="list-style-type: none"> • Two power/two data +\$306 • One 6' hardware <ul style="list-style-type: none"> • Two power/two data +\$360 • Two 10' cords (60"L, 72"L, and 84"L only) <ul style="list-style-type: none"> • Two power/two data +\$612 • Two 6' hardwires (60"L, 72"L and 84"L only) <ul style="list-style-type: none"> • Two power/two data +\$720 	<ul style="list-style-type: none"> • One 10' cord <ul style="list-style-type: none"> • Two power/two data Specify with <i>one Mini-Port cord with two power/two data</i> and select left, right, or center locations. • One 6' hardware <ul style="list-style-type: none"> • Two power/two data Specify with <i>one Mini-Port hardware with two power/two data</i> and select left, right, or center locations. • Two 10' cords (60"L, 72"L, and 84"L only) <ul style="list-style-type: none"> • Two power/two data Specify with <i>two Mini-Port (left and right) cords with two power/two data</i>. • Two 6' hardwires (60"L, 72"L and 84"L only) <ul style="list-style-type: none"> • Two power/two data Specify with <i>two Mini-Port (left and right) hardwires with two power/two data</i>.
Interact <ul style="list-style-type: none"> • One 6' cord (24"W center only) <ul style="list-style-type: none"> • Two power/two data • One 6' hardware (24"W center only) <ul style="list-style-type: none"> • Two power/two data 	<ul style="list-style-type: none"> • One 6' cord (24"W center only) <ul style="list-style-type: none"> • Two power/two data +\$373 • One 6' hardware (24"W center only) <ul style="list-style-type: none"> • Two power/two data +\$373 	<ul style="list-style-type: none"> • One 6' cord (24"W center only) <ul style="list-style-type: none"> • Two power/two data Specify with <i>one center Interact cord with two power/two data</i>. • One 6' hardware (24"W center only) <ul style="list-style-type: none"> • Two power/two data Specify with <i>one Interact hardware with two power/two data</i>.

▶ Options, continued on next page

► Options, continued from previous page

	Options	Price	Required to Specify	
<p><i>Tip: For Axil Z and Ellora, the USB for charging is configured in the spot of one data port and is always configured on the end(s).</i></p> <p><i>Tip: For each USB port specified, there are two USBs per port.</i></p> <p><i>Tip: The hardwire Mini-Port, Interport, Axil Z, or Ellora desktop module does not work with modular table power kits.</i></p> <p><i>Tip: If a hardwire Mini-Port, Interport, Axil Z, or Ellora desktop module is desired, then it can only be specified on tables with glides.</i></p>	Axil Z	One 6' cord		
	• Two power/two data	+\$215	Specify with one Axil Z cord with two power/two data, and select left, right, or center location and select color number.	
	• Two power/one data/one USB	+\$310	Specify with one Axil Z cord with two power/one data/one USB, and select left, right, or center location and select color number.	
	• Two power/two USB	+\$405	Specify with one Axil Z cord with two power/two USB, and select left, right, or center location and select color number.	
	• Three power/one data	+\$220	Specify with one Axil Z cord with three power/one data, and select left, right, or center location and select color number.	
	• Three power/one USB	+\$315	Specify with one Axil Z cord with three power/one USB, and select left, right, or center location and select color number.	
	• Four power	+\$280	Specify with one Axil Z cord with four power, and select left, right, or center location and select color number.	
		One 6' hardwire		
	• Two power/two data	+\$215	Specify with one Axil Z hardwire with two power/two data, and select left, right, or center location and select color number.	
	• Two power/one data/one USB	+\$310	Specify with one Axil Z hardwire with two power/one data/one USB, and select left, right or center location and select color number.	
	• Two power/two USB	+\$405	Specify with one Axil Z hardwire with two power/two USB, and select left, right, or center location and select color number.	
	• Three power/one data	+\$220	Specify with one Axil Z hardwire with three power/one data, and select left, right, or center location and select color number.	
	• Three power/one USB	+\$315	Specify with one Axil Z hardwire with three power/one USB, and select left, right, or center location and select color number.	
• Four power	+\$280	Specify with one Axil Z hardwire with four power, and select left, right, or center location and select color number.		
	Two 6' cords (60"L, 72"L, and 84"L only)			
• Two power/two data	+\$430	Specify with two (left and right) Axil Z cords with two power/two data and select color number.		
• Two power/one data/one USB	+\$620	Specify with two (left and right) Axil Z cords with two power/one data/one USB and select color number.		
• Two power/two USB	+\$810	Specify with two (left and right) Axil Z cords with two power/two USB and select color number.		
• Three power/one data	+\$440	Specify with two (left and right) Axil Z cords with three power/one data and select color number.		
• Three power/one USB	+\$630	Specify with two (left and right) Axil Z cords with three power/one USB and select color number.		
• Four power	+\$560	Specify with two (left and right) Axil Z cords with four power and select color number.		

► Options, continued on next page

24"W Plug and Play Rectangular Tables with Non-Folding T-Bases, continued

SIN 711.11

► Options, continued from previous page

	Options	Price	Required to Specify
Axil Z continued	Two 6' hardwires (60"L, 72"L, and 84"L only)		
	• Two power/two data	+\$430	Specify with two (left and right) Axil Z hardwires with two power/two data and select color number.
	• Two power/one data/one USB	+\$620	Specify with two (left and right) Axil Z hardwires with two power/one data/one USB and select color number.
	• Two power/two USB	+\$810	Specify with two (left and right) Axil Z hardwires with two power/two USB and select color number.
	• Three power/one data	+\$440	Specify with two (left and right) Axil Z with three power/one data and select color number.
	• Three power/one USB	+\$630	Specify with two (left and right) Axil Z hardwires with three power/one USB and select color number.
	• Four power	+\$560	Specify with two (left and right) Axil Z hardwires with four power and select color number.
Ellora	One 6' cord (center only)		
	• Two power/two data	+\$325	Specify with one center Ellora cord with two power/two data.
	• Two power/one data/one USB	+\$420	Specify with one center Ellora cord with two power/one data/one USB.
	• Two power/two USB	+\$515	Specify with one center Ellora cord with two power/two USB.
	• Three power/one data	+\$330	Specify with one center Ellora cord with three power/one data.
	• Three power/one USB	+\$425	Specify with one center Ellora cord with three power/one USB.
	• Four power	+\$390	Specify with one center Ellora cord with four power.
	One 6' hardwire (center only)		
	• Two power/two data	+\$325	Specify with one center Ellora hardwire with two power/two data.
	• Two power/one data/one USB	+\$420	Specify with one center Ellora hardwire with two power/one data/one USB.
	• Two power/two USB	+\$515	Specify with one center Ellora hardwire with two power/two USB.
	• Three power/one data	+\$330	Specify with one center Ellora hardwire with three power/one data.
	• Three power/one USB	+\$425	Specify with one center Ellora hardwire with three power/one USB.
	• Four power	+\$390	Specify with one center Ellora hardwire with four power.
Modular Table Power Kits	One circuit 1 duplex receptacle		
	• For 48"L tables - modular power kit with one center duplex receptacle, circuit 1	+\$209	Specify with 48"L modular power kit with circuit 1 duplex receptacle.
	• For 60"L tables - modular power kit with one center duplex receptacle, circuit 1	+\$223	Specify with 60"L modular power kit with circuit 1 duplex receptacle.
	• For 72"L tables - modular power kit with one center duplex receptacle, circuit 1	+\$237	Specify with 72"L modular power kit with circuit 1 duplex receptacle.
	• For 84"L tables - modular power kit with one center duplex receptacle, circuit1	+\$251	Specify with 84"L modular power kit with circuit 1 duplex receptacle.
	One circuit 2 duplex receptacle (To be used with hardwire infeed only)		
	• For 48"L tables - modular power kit with one center duplex receptacle, circuit 2	+\$209	Specify with 48"L modular power kit with circuit 2 duplex receptacle.
	• For 60"L tables - modular power kit with one center duplex receptacle, circuit 2	+\$223	Specify with 60"L modular power kit with circuit 2 duplex receptacle.
	• For 72"L tables - modular power kit with one center duplex receptacle, circuit 2	+\$237	Specify with 72"L modular power kit with circuit 2 duplex receptacle.
	• For 84"L tables - modular power kit with one center duplex receptacle, circuit 2	+\$251	Specify with 84"L modular power kit with circuit 2 duplex receptacle.

Tip: Modular table power kits require either a 20-amp plug infeed or hardwire infeed to power the tables. A 20-amp plug infeed can only be used with Circuit 1 receptacles, and the hardwire infeed can be used with either or both, Circuit 1 and Circuit 2 receptacles. Both infeeds have a color coded female modular connector that must plug into the matching color coded male infeed connector on the modular power kits.

Tip: When using modular table power kits, a flex ganger or bar ganger package must be specified for each table-to-table connection.

► Options, continued on next page

► Options, continued from previous page

Options	Price	Required to Specify
Modular Table Power Kits, continued	Two circuit 1 duplex receptacles (60"L, 72"L, and 84"L tables only)	
• For 60"L tables - modular power kit with two center duplex receptacles, circuit 1	+\$ 289	Specify with 60"L modular power kit with circuit 1 duplex receptacle.
• For 72"L tables - modular power kit with two center duplex receptacles, circuit 1	+\$ 303	Specify with 72"L modular power kit with circuit 1 duplex receptacle.
• For 84"L tables - modular power kit with one center duplex receptacle, circuit 1	+\$ 317	Specify with 84"L modular power kit with circuit 1 duplex receptacle.
	One circuit 1 and one circuit 2 duplex receptacles (60"L, 72"L, 84"L tables only) (To be used with hardwire infeed only)	
• For 60"L tables - modular power kit with two center duplex receptacles, one circuit 1 and one circuit 2	+\$ 289	Specify with 60"L modular power kit with one circuit 1 and one circuit 2 duplex receptacles.
• For 72"L tables - modular power kit with two center duplex receptacles, one circuit 1 and one circuit 2	+\$ 303	Specify with 72"L modular power kit with one circuit 1 and one circuit 2 duplex receptacles.
• For 84"L tables - modular power kit with two center duplex receptacles, one circuit 1 and one circuit 2	+\$ 317	Specify with 84"L modular power kit with one circuit 1 and one circuit 2 duplex receptacles.
Grommets	• One grommet: black plastic	+\$ 64 Specify with grommet and select location of left, right, or center.
	• Two grommets: black plastic	+\$ 128 Specify with two grommets and select location of left/center, right/center, or right/left.
	• Three grommets: black plastic	+\$ 192 Specify with three grommets.
Spheres	Four Data	
	• One sphere	+\$ 165 Specify with one sphere four data and select location of left, right, or center.
	• Two sphere	+\$ 330 Specify with two spheres four data and select location of left/center, right/center, or left/right.
	• Three sphere	+\$ 495 Specify with three spheres four data.
	Two Power and Two Data	
	• One sphere	+\$ 251 Specify with one sphere two power and two data and select location of left, right, or center.
	• Two sphere	+\$ 502 Specify with two spheres two power and two data select location of left/center, right/center, or left/right.
	• Three sphere	+\$ 753 Specify with three spheres two power and two data.
	Four Power	
	• One sphere	+\$ 364 Specify with one sphere four power and select location of left, right, or center.
	• Two sphere	+\$ 728 Specify with two spheres four power and select location of left/center, right/center, or left/right.
	• Three sphere	+\$1081 Specify with three spheres four power.
Gangers (Required when modular table power kit is specified)	• Bar ganger package: Black metal	+\$ 55 Specify with bar gangers.
	• Flex ganger package: Black plastic	+\$ 74 Specify with flex gangers.
Casters	• 2" diameter, locking, dual-wheel casters to support top at fixed height of 30½"H: black plastic	+\$ 124 Add suffix C to the style number (in front of PNP, i.e."CPNP").

► Specification Information, on next page

Tip: When using modular table power kits, a flex ganger or bar ganger package must be specified for each table-to-table connection.

Tip: When the factory-installed flex ganger option is specified, the flex gangers will be installed in the end-to-end ganging configuration. If side-to-side or end-and-side ganging is required, change the position of the flex gangers at time of installation. All flex ganger locations are pre-drilled for simple re-location when desired.

Tip: Casters add 2" to the height of the table.

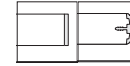
24"W Plug and Play Rectangular Tables with Non-Folding T-Bases, continued

SIN 711.11

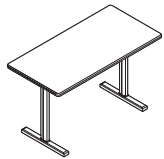
► Options, on previous page

Specification Information

Base Prices

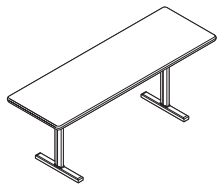


• Dimensions L W H	• Style Number	• Finish	• Self Edge or Runner Vinyl Edge:
-----------------------	-------------------	----------	---



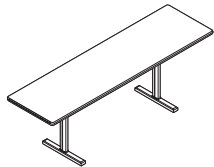
Base Inset 5 1/4"

48" 24" 28 1/2"	462950PNP	Grade 1 Laminate	\$ 756
		Grade 1 Wood Veneer	\$1524
		Grade 2 Wood Veneer	\$1659
60" 24" 28 1/2"	463950PNP	Grade 1 Laminate	\$ 824
		Grade 1 Wood Veneer	\$1737
		Grade 2 Wood Veneer	\$1905



Base Inset 11 1/4"

72" 24" 28 1/2"	464950PNP	Grade 1 Laminate	\$ 856
		Grade 1 Wood Veneer	\$1784
		Grade 2 Wood Veneer	\$1987



Base Inset 17 1/4"

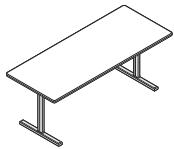
84" 24" 28 1/2"	465950PNP	Grade 1 Laminate	\$1043
		Grade 1 Wood Veneer	\$2321
		Grade 2 Wood Veneer	\$2636

24"W Plug and Play
Rectangular Tables with
Non-Folding T-Bases

SIN 711.11

24"W Plug and Play Rectangular Tables with Folding T-Bases

SIN 711.11



Tip: Shipped knocked down.

Tip: For a factory installed cutout in the table top, specify grommet, or sphere as an option. If grommet or sphere are not specified as an option, the table top will require a field installed cutout.

Tip: Remove panel to store with tables.

Tip: For grommet and sphere locations, see location guide.

► See Meeting Spaces Specification Guide.

Tip: When the factory-installed flex ganger option is specified, the flex gangers will be installed in the end-to-end ganging configuration. If side-to-side or end-and-side ganging is required, change the position of the flex gangers at time of installation. All flex ganger locations are pre-drilled for simple re-location when desired.

Standard Includes	Required to Specify
<ul style="list-style-type: none"> • Top: 1¼" particle board core with High-Pressure Laminate • Edge: Runner vinyl edge • Two 19½"W T-bases: <ul style="list-style-type: none"> - 2¼" x 1½" column: extruded aluminum with powder coat - Bezel casting at union of column and feet: cast zinc with powder coat - D-shaped feet: steel with powder coat • Folding mechanism with dual-arc motion to allow legs to fold flush with the underside of top • Concealed leveling glides: non-marring, black plastic • Threaded inserts in underside of top for end-to-end ganging 	<ol style="list-style-type: none"> 1 Style number 2 Powder coat color number for each base element—base, bezel casting, and leg 3 Laminate number for top 4 Runner vinyl color number: <ul style="list-style-type: none"> 6000 Black 6607 Woodrose 6609 Smoke 6655 Warm White 5 Options, if selected (see below) <ul style="list-style-type: none"> ► See <i>Surface Materials</i>, page 572.

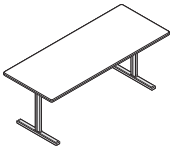
Options	Price	Required to Specify
Surface Materials Top • Open Line laminate	Cost of laminate	► See <i>Surface Materials</i> , page 572.
Removable Modesty Panel • 60"L • 72"L • 84"L	+\$ 295 +\$ 301 +\$ 326	Specify with <i>modesty panel</i> and select color number. Specify with <i>modesty panel</i> and select color number. Specify with <i>modesty panel</i> and select color number.
Grommets • One grommet: black plastic • Two grommets: black plastic • Three grommets: black plastic	+\$ 64 +\$ 128 +\$ 192	Specify with <i>grommet</i> and select location of left, right, or center. Specify with <i>two grommets</i> and select location of left/center, right/center, or right/left. Specify with <i>three grommets</i> .
Spheres Four Data • One sphere • Two spheres • Three spheres Two Power and Two Data • One sphere • Two spheres • Three spheres Four Power • One sphere • Two spheres • Three spheres	+\$ 165 +\$ 330 +\$ 495 +\$ 251 +\$ 502 +\$ 753 +\$ 364 +\$ 728 +\$1092	Specify with <i>one sphere four data</i> and select location of left, right, or center. Specify with <i>two spheres four data</i> and select location of left/center, right/center, or left/right. Specify with <i>three spheres four data</i> . Specify with <i>one sphere two power and two data</i> and select location of left, right, or center. Specify with <i>two spheres two power and two data</i> and select location of left/center, right/center, or left/right. Specify with <i>three spheres two power and two data</i> . Specify with <i>one sphere four power</i> and select location of left, right, or center. Specify with <i>two spheres four power</i> and select location of left/center, right/center, or left/right. Specify with <i>three spheres four power</i> .
Gangers (Required when modular table power kit is specified) • Bar ganger package: Black metal • Flex ganger package: Black plastic	+\$ 55 +\$ 74	Specify with <i>bar gangers</i> . Specify with <i>flex gangers</i> .

Specification Information

Base Price

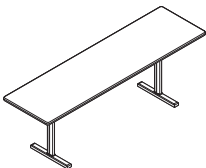


• Dimensions			• Style Number	• Finish	• Runner Vinyl Edge
L	W	H			



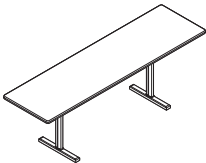
Base Inset 5 1/4"

60"	24"	28 1/2"	182951PNP	Grade 1 Laminate	\$1052
-----	-----	---------	------------------	------------------	--------



Base Inset 11 1/4"

72"	24"	28 1/2"	192951PNP	Grade 1 Laminate	\$1085
-----	-----	---------	------------------	------------------	--------

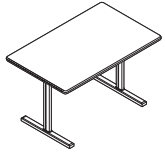


Base Inset 17 1/4"

84"	24"	28 1/2"	172951PNP	Grade 1 Laminate	\$1268
-----	-----	---------	------------------	------------------	--------

30"W Plug and Play Rectangular Tables with Non-Folding T-Bases

SIN 711.11



Tip: Shipped knocked down.

Tip: A sample of reasonable size must be provided for Customiz Stain.

Tip: Remove panel to store with tables.

Tip: For a factory installed cutout in the table top, specify Interport, Mini-Port, Interact, Axil Z, Ellora, grommet, or sphere as an option. If Interport, Mini-Port, Interact, Axil Z, Ellora, grommet, or sphere are not specified as an option, the table top will require a field installed cutout.

Tip: For Interport, Mini-Port, Interact, Axil Z, Ellora, spheres, and grommet locations, see location guides. ▶ See Meeting Spaces Specification Guide.

Standard Includes	Required to Specify
<ul style="list-style-type: none"> • Top: 1¼" particle board core with High-Pressure Laminate • Edge: self-edge laminate or Runner vinyl • Two 24"W T-bases: <ul style="list-style-type: none"> - 2¼" x 1½" column: extruded aluminum with powder coat - Bezel casting at union of column and feet: cast zinc with powder coat - D-shaped feet: steel with powder coat • Concealed leveling glides: non-marring, black plastic • Threaded inserts in underside of top for end-to-end ganging 	<ol style="list-style-type: none"> 1 Style number 2 Powder coat color number for each base element—base, bezel casting, and leg 3 Laminate color number for top 4 Edge selection: <ul style="list-style-type: none"> - Self-edge laminate to match top - Runner vinyl color number, if selected: <ul style="list-style-type: none"> 6000 Black 6607 Woodrose 6609 Smoke 6655 Warm White 5 Options, if selected (see below and at right) <ul style="list-style-type: none"> ▶ See <i>Surface Materials</i>, page 572.

Options	Price	Required to Specify
Surface Materials <ul style="list-style-type: none"> • Top <ul style="list-style-type: none"> • Open Line laminate <ul style="list-style-type: none"> • Wood veneer Grade 1 <ul style="list-style-type: none"> • Wood veneer Grade 2 • Customiz Stain 	<ul style="list-style-type: none"> • Open Line laminate <ul style="list-style-type: none"> • Wood veneer Grade 1 <ul style="list-style-type: none"> • Wood veneer Grade 2 • Customiz Stain 	<ul style="list-style-type: none"> • Open Line laminate <ul style="list-style-type: none"> • Wood veneer Grade 1 <ul style="list-style-type: none"> • Wood veneer Grade 2 • Customiz Stain
Removable Modesty Panel <ul style="list-style-type: none"> • 48"L • 60"L • 72"L • 84"L 	<ul style="list-style-type: none"> • 48"L: +\$263 • 60"L: +\$295 • 72"L: +\$301 • 84"L: +\$326 	<ul style="list-style-type: none"> • 48"L: Specify with <i>modesty panel</i> and select color number. • 60"L: Specify with <i>modesty panel</i> and select color number. • 72"L: Specify with <i>modesty panel</i> and select color number. • 84"L: Specify with <i>modesty panel</i> and select color number.
Interport <ul style="list-style-type: none"> • One 10' cord <ul style="list-style-type: none"> • Two power/two data • One 6' hardware <ul style="list-style-type: none"> • Two power/two data • Two 10' cords (60"L, 72"L, and 84"L only) <ul style="list-style-type: none"> • Two power/two data • Two 6' hardwires (60"L, 72"L, and 84"L only) <ul style="list-style-type: none"> • Two power/two data 	<ul style="list-style-type: none"> • One 10' cord: +\$306 • One 6' hardware: +\$360 • Two 10' cords: +\$612 • Two 6' hardwires: +\$720 	<ul style="list-style-type: none"> • One 10' cord: Specify with <i>one Interport cord with two power/two data</i> and select left, right, or center location. • One 6' hardware: Specify with <i>one Interport hardware with two power/two data</i> and select left, right, or center location. • Two 10' cords: Specify with <i>two Interport (left and right) cords with two power/two data</i>. • Two 6' hardwires: Specify with <i>two Interport (left and right) hardwires with two power/two data</i>.

▶ Options, continued on next page

Veneer direction



► Options, continued from previous page

	Options	Price	Required to Specify
Mini-Port	One 10' cord • Two power/two data	+\$306	Specify with one Mini-Port cord with two power/two data and select left, right, or center location.
	One 6' hardwire • Two power/two data	+\$360	Specify with one Mini-Port hardwire with two power/two data and select left, right, or center location.
	Two 10' cords (60"L, 72"L, and 84"L only) • Two power/two data	+\$612	Specify with two Mini-Port (left and right) cords with two power/two data.
	Two 6' hardwires (60"L, 72"L, and 84"L only) • Two power/two data	+\$720	Specify with two Mini-Port (left and right) hardwires with two power/two data.
Interact	One 6' cord • Two power/two data	+\$373	Specify with one Interact cord with two power/two data and select left, right, or center location.
	One 6' hardwire • Two power/two data	+\$373	Specify with one Interact hardwire with two power/two data and select left, right, or center location.
	Two 6' cords (60"L, 72"L, and 84"L only) • Two power/two data	+\$746	Specify with two Interact (left and right) cords with two power/two data.
	Two 6' hardwires (60"L, 72"L, and 84"L only) • Two power/two data	+\$746	Specify with two Interact (left and right) hardwires with two power/two data.
Axil Z	One 6' cord • Two power/two data	+\$215	Specify with one Axil Z cord with two power/two data, and select left, right, or center location and select color number.
	• Two power/one data/one USB	+\$310	Specify with one Axil Z cord with two power/one data/one USB, and select left, right, or center location and select color number.
	• Two power/two USB	+\$405	Specify with one Axil Z cord with two power/two USB, and select left, right, or center location and select color number.
	• Three power/one data	+\$220	Specify with one Axil Z cord with three power/one data, and select left, right, or center location and select color number.
	• Three power/one USB	+\$315	Specify with one Axil Z cord with three power/one USB, and select left, right, or center location and select color number.
	• Four power	+\$280	Specify with one Axil Z cord with four power, and select left, right, or center location and select color number.

Tip: For Axil Z and Ellora, the USB for charging is configured in the spot of one data port and is always configured on the end(s).

Tip: For each USB port specified, there are two USBs per port.

Tip: The hardwire Mini-Port, Interport, Interact, Axil Z, or Ellora desktop module does not work with modular table power kits.

Tip: If a hardwire Mini-Port, Interport, Interact, Axil Z, or Ellora desktop module is desired, then it can only be specified on tables with glides.

Tip: USB for charging is configured in the spot of one data port and is always configured on the end(s).

► Options, continued on next page

30"W Plug and Play Rectangular Tables with Non-Folding T-Bases, continued

SIN 711.11

► Options, continued from previous page

Options	Price	Required to Specify
Axil Z, continued One 6' hardwire		
• Two power/two data	+\$215	Specify with one Axil Z hardwire with two power/two data, and select left, right, or center location and select color number.
• Two power/one data/one USB	+\$310	Specify with one Axil Z hardwire with two power/one data/one USB, and select left, right, or center location and select color number.
• Two power/two USB	+\$405	Specify with one Axil Z hardwire with two power/two USB, and select left, right, or center location and select color number.
• Three power/one data	+\$220	Specify with one Axil Z hardwire with three power/one data, and select left, right, or center location and select color number.
• Three power/one USB	+\$315	Specify with one Axil Z hardwire with three power/one USB, and select left, right, or center location and select color number.
• Four power	+\$280	Specify with one Axil Z hardwire with four power, and select left, right, or center location and select color number.
Two 6' cords (60"L, 72"L, and 84"L only)		
• Two power/two data	+\$430	Specify with two (left and right) Axil Z cords with two power/two data and select color number.
• Two power/one data/one USB	+\$620	Specify with two (left and right) Axil Z cords with two power/one data/one USB and select color number.
• Two power/two USB	+\$810	Specify with two (left and right) Axil Z cords with two power/two USB and select color number.
• Three power/one data	+\$440	Specify with two (left and right) Axil Z cords with three power/one data and select color number.
• Three power/one USB	+\$630	Specify with two (left and right) Axil Z cords with three power/one USB and select color number.
• Four power	+\$560	Specify with two (left and right) Axil Z cords with four power and select color number.
Two 6' hardwires (60"L, 72"L, and 84"L only)		
• Two power/two data	+\$430	Specify with two (left and right) Axil Z hardwires with two power/two data and select color number.
• Two power/one data/one USB	+\$620	Specify with two (left and right) Axil Z hardwires with two power/one data/one USB and select color number.
• Two power/two USB	+\$810	Specify with two (left and right) Axil Z hardwires with two power/two USB and select color number.
• Three power/one data	+\$440	Specify with two (left and right) Axil Z hardwires with three power/one data and select color number.
• Three power/one USB	+\$630	Specify with two (left and right) Axil Z hardwires with three power/one USB and select color number.
• Four power	+\$560	Specify with two (left and right) Axil Z hardwires with four power and select color number.

► Options, continued on next page

► Options, continued from previous page

	Options	Price	Required to Specify
Ellora	One 6' cord		
	• Two power/two data	+\$ 325	Specify with one Ellora cord with two power/two data, and select left, right, or center location.
	• Two power/one data/one USB	+\$ 420	Specify with one Ellora cord with two power/one data/one USB, and select left, right, or center location.
	• Two power/two USB	+\$ 515	Specify with one Ellora cord with two power/two USB, and select left, right, or center location.
	• Three power/one data	+\$ 330	Specify with one center Ellora cord with three power/one data, and select left, right, or center location.
	• Three power/one USB	+\$ 425	Specify with one Ellora cord with three power/one USB, and select left, right, or center location.
	• Four power	+\$ 390	Specify with one Ellora cord with four power, and select left, right, or center location.
	One 6' hardwire		
	• Two power/two data	+\$ 325	Specify with one Ellora hardwire with two power/two data, and select left, right, or center location.
	• Two power/one data/one USB	+\$ 420	Specify with one Ellora hardwire with two power/one data/one USB, and select left, right, or center location.
	• Two power/two USB	+\$ 515	Specify with one Ellora hardwire with two power/two USB, and select left, right, or center location.
	• Three power/one data	+\$ 330	Specify with one Ellora hardwire with three power/one data, and select left, right, or center location.
	• Three power/one USB	+\$ 425	Specify with one Ellora hardwire with three power/one USB, and select left, right, or center location.
	• Four power	+\$ 390	Specify with one Ellora hardwire with four power, and select left, right, or center location.
	Two 6' cords (60"L, 72"L, and 84"L only)		
	• Two power/two data	+\$ 650	Specify with two (left and right) Ellora cords with two power/two data.
	• Two power/one data/one USB	+\$ 840	Specify with two (left and right) Ellora cords with two power/one data/one USB.
	• Two power/two USB	+\$1030	Specify with two (left and right) Ellora cords with two power/two USB.
	• Three power/one data	+\$ 660	Specify with two (left and right) Ellora cords with three power/one data.
	• Three power/one USB	+\$ 850	Specify with two (left and right) Ellora cords with three power/one USB.
	• Four power	+\$ 780	Specify with two (left and right) Ellora cords with four power.
	Two 6' hardwires (60"L, 72"L, and 84"L only)		
	• Two power/two data	+\$ 650	Specify with two (left and right) Ellora hardwires with two power/two data.
	• Two power/one data/one USB	+\$ 840	Specify with two (left and right) Ellora hardwires with two power/one data/one USB.
• Two power/two USB	+\$1030	Specify with two (left and right) Ellora hardwires with two power/two USB.	
• Three power/one data	+\$ 660	Specify with two (left and right) Ellora hardwires with three power/one data.	
• Three power/one USB	+\$ 850	Specify with two (left and right) Ellora hardwires with three power/one USB.	
• Four power	+\$ 780	Specify with two (left and right) Ellora hardwires with four power.	

► Options, continued on next page

30"W Plug and Play Rectangular Tables with Non-Folding T-Bases, continued

SIN 711.11

► Options, continued from previous page

Tip: Modular table power kits require either a 20-amp plug infeed or hardwire infeed to power the tables. A 20-amp plug infeed can only be used with Circuit 1 receptacles, and the hardwire infeed can be used with either or both, Circuit 1 and Circuit 2 receptacles. Both infeeds have a color coded female modular connector that must plug into the matching color coded male infeed connector on the modular power kits.

Tip: When using modular table power kits, a flex ganger or bar ganger package must be specified for each table-to-table connection.

	Options	Price	Required to Specify
Modular Table Power Kits	One circuit 1 duplex receptacle		
	• For 48"L tables - modular power kit with one center duplex receptacle, circuit 1	+\$209	Specify with 48"L modular power kit with circuit 1 duplex receptacle.
	• For 60"L tables - modular power kit with one center duplex receptacle, circuit 1	+\$223	Specify with 60"L modular power kit with circuit 1 duplex receptacle.
	• For 72"L tables - modular power kit with one center duplex receptacle, circuit 1	+\$237	Specify with 72"L modular power kit with circuit 1 duplex receptacle.
	• For 84"L tables - modular power kit with one center duplex receptacle, circuit 1	+\$251	Specify with 84"L modular power kit with circuit 1 duplex receptacle.
	One circuit 2 duplex receptacle (To be used with hardwire infeed only)		
	• For 48"L tables - modular power kit with one center duplex receptacle, circuit 2	+\$209	Specify with 48"L modular power kit with circuit 2 duplex receptacle.
	• For 60"L tables - modular power kit with one center duplex receptacle, circuit 2	+\$223	Specify with 60"L modular power kit with circuit 2 duplex receptacle.
	• For 72"L tables - modular power kit with one center duplex receptacle, circuit 2	+\$237	Specify with 72"L modular power kit with circuit 2 duplex receptacle.
	• For 84"L tables - modular power kit with one center duplex receptacle, circuit 2	+\$251	Specify with 84"L modular power kit with circuit 2 duplex receptacle.
	Two circuit 1 duplex receptacles (60"L and 72"L tables only),		
	• For 60"L tables - modular power kit with two center duplex receptacles, circuit 1	+\$289	Specify with 60"L modular power kit with circuit 1 duplex receptacles.
	• For 72"L tables - modular power kit with two center duplex receptacles, circuit 1	+\$303	Specify with 72"L modular power kit with circuit 1 duplex receptacles.
	• For 84"L tables - modular power kit with two center duplex receptacles, circuit 1	+\$317	Specify with 84"L modular power kit with circuit 1 duplex receptacles.
	One circuit 1 and one circuit 2 duplex receptacle (60"L, 72"L, and 84"L tables only) (To be used with hardwire infeed only)		
• For 60"L tables - modular power kit with two center duplex receptacles, one circuit 1 and one circuit 2	+\$289	Specify with 60"L modular power kit with one circuit 1 and one circuit 2 duplex receptacle.	
• For 72"L tables - modular power kit with two center duplex receptacles, one circuit 1 and one circuit 2	+\$303	Specify with 72"L modular power kit with one circuit 1 and one circuit 2 duplex receptacle.	
• For 84"L tables - modular power kit with two center duplex receptacles, one circuit 1 and one circuit 2	+\$317	Specify with 84"L modular power kit with one circuit 1 and one circuit 2 duplex receptacle.	
Grommets	• One grommet: black plastic	+\$ 64	Specify with grommet and select location of left, right, or center.
	• Two grommets: black plastic	+\$128	Specify with two grommets and select location of left/center, right/center, or right/left.
	• Three grommets: black plastic	+\$192	Specify with three grommets.

► Options, continued on next page

► Options, continued from previous page

Options	Price	Required to Specify
Spheres		
Four Data		
• One sphere	+\$ 165	Specify <i>with one sphere four data</i> and select location of left, right, or center.
• Two spheres	+\$ 330	Specify <i>with two spheres four data</i> and select location of left/center, right/center, or left/right.
• Three spheres	+\$ 495	Specify <i>with three spheres four data</i> .
Two Power and Two Data		
• One sphere	+\$ 251	Specify <i>with one sphere two power and two data</i> and select location of left, right, or center.
• Two spheres	+\$ 502	Specify <i>with two spheres two power and two data</i> select location of left/center, right/center, or left/right.
• Three spheres	+\$ 753	Specify <i>with three spheres two power and two data</i> .
Four Power		
• One sphere	+\$ 364	Specify <i>with one sphere four power</i> and select location of left, right, or center.
• Two spheres	+\$ 728	Specify <i>with two spheres four power</i> and select location of left/center, right/center, or left/right.
• Three spheres	+\$1092	Specify <i>with three spheres four power</i> .
Gangers (Required when modular table power kit is specified)		
• Bar ganger package: Black metal	+\$ 55	Specify <i>with bar gangers</i> .
• Flex ganger package: Black plastic	+\$ 74	Specify <i>with flex gangers</i> .
Casters		
• 2" diameter, locking, dual-wheel casters to support top at fixed height of 30½"H: black plastic	+\$ 124	Add suffix C to the style number (in front of PNP, i.e."CPNP").

Tip: When the factory-installed flex ganger option is specified, the flex gangers will be installed in the end-to-end ganging configuration. If side-to-side or end-and-side ganging is required, change the position of the flex gangers at time of installation. All flex ganger locations are pre-drilled for simple re-location when desired.

Tip: Casters add 2" to the height of the table.

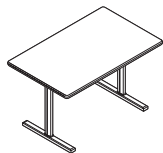
Specification Information

Dimensions L W H	Style Number	Finish	Base Prices Self Edge or Runner Vinyl Edge:
48" 30" 28½"	472952PNP	Grade 1 Laminate	\$ 833
		Grade 1 Wood Veneer	\$1738
		Grade 2 Wood Veneer	\$1908
60" 30" 28½"	473952PNP	Grade 1 Laminate	\$ 873
		Grade 1 Wood Veneer	\$1802
		Grade 2 Wood Veneer	\$2013

Base Inset 5¼"

48" 30" 28½"	472952PNP	Grade 1 Laminate	\$ 833
		Grade 1 Wood Veneer	\$1738
		Grade 2 Wood Veneer	\$1908
60" 30" 28½"	473952PNP	Grade 1 Laminate	\$ 873
		Grade 1 Wood Veneer	\$1802
		Grade 2 Wood Veneer	\$2013

► Specification Information, continued on next page



Runner Plug and Play and Runner TR

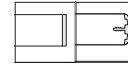
30"W Plug and Play Rectangular Tables with Non-Folding T-Bases, continued

SIN 711.11

► Specification Information, continued from previous page

Specification Information

Base Prices



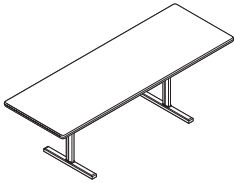
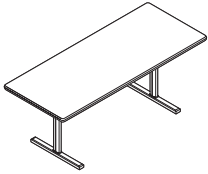
• Dimensions L W H	• Style Number	• Finish	• Self Edge or Runner Vinyl Edge:
-----------------------	-------------------	----------	---

Base Inset 11¼"

72" 30" 28½"	474952PNP	Grade 1 Laminate	\$ 909
		Grade 1 Wood Veneer	\$1861
		Grade 2 Wood Veneer	\$2115

Base Inset 17¼"

84" 30" 28½"	475952PNP	Grade 1 Laminate	\$1074
		Grade 1 Wood Veneer	\$2465
		Grade 2 Wood Veneer	\$2817



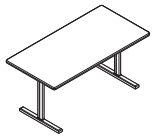
30"W Plug and Play
Rectangular Tables with
Non-Folding T-Bases

SIN 711.11

**Runner Plug and Play
and Runner TR**

30"W Plug and Play Rectangular Tables with Folding T-Bases

SIN 711.11



Tip: Shipped knocked down.

Tip: For a factory installed cutout in the table top, specify grommet or sphere as an option. If grommet or sphere are not specified as an option, the table top will require a field installed cutout.

Tip: Remove panel to store with tables.

Tip: For grommet and sphere locations, see location guides.

▶ See Meeting Spaces Specification Guide.

Tip: When the factory-installed flex ganger option is specified, the flex gangers will be installed in the end-to-end ganging configuration. If side-to-side or end-and-side ganging is required, change the position of the flex gangers at time of installation. All flex ganger locations are pre-drilled for simple re-location when desired.

Standard Includes	Required to Specify
<ul style="list-style-type: none"> • Top: 1¼" particle board core with High-Pressure Laminate • Edge: Runner vinyl edge • Two 24"W T-bases: <ul style="list-style-type: none"> - 2¼" x 1½" column: extruded aluminum with powder coat - Bezel casting at union of column and feet: cast zinc with powder coat - D-shaped feet: steel with powder coat • Folding mechanism with dual-arc motion to allow legs to fold flush with the underside of top • Concealed leveling glides: non-marring, black plastic • Threaded inserts in underside of top for end-to-end ganging 	<ol style="list-style-type: none"> 1 Style number 2 Powder coat color number for each base element—base, bezel casting, and leg 3 Laminate number for top 4 Runner vinyl color number: <ul style="list-style-type: none"> 6000 Black 6607 Woodrose 6609 Smoke 6655 Warm White 5 Options, if selected (see below and at right) <ul style="list-style-type: none"> ▶ See <i>Surface Materials</i>, page 572.

Options	Price	Required to Specify
Surface Materials <ul style="list-style-type: none"> • Open Line laminate 	Cost of laminate	▶ See <i>Surface Materials</i> , page 572.
Removable Modesty Panel <ul style="list-style-type: none"> • 60"L • 72"L • 84"L 	<ul style="list-style-type: none"> +\$ 295 +\$ 301 +\$ 326 	<ul style="list-style-type: none"> Specify with <i>modesty panel</i> and select color number. Specify with <i>modesty panel</i> and select color number. Specify with <i>modesty panel</i> and select color number.
Grommets <ul style="list-style-type: none"> • One grommet: black plastic • Two grommets: black plastic • Three grommets: black plastic 	<ul style="list-style-type: none"> +\$ 64 +\$ 128 +\$ 192 	<ul style="list-style-type: none"> Specify with <i>grommet</i> and select location of left, right, or center. Specify with <i>two grommets</i> and select location of left/center, right/center, or right/left. Specify with <i>three grommets</i>.
Spheres Four Data <ul style="list-style-type: none"> • One sphere • Two spheres • Three sphere Two Power and Two Data <ul style="list-style-type: none"> • One sphere • Two spheres • Three spheres Four Power <ul style="list-style-type: none"> • One sphere • Two spheres • Three spheres 	<ul style="list-style-type: none"> +\$ 165 +\$ 330 +\$ 495 +\$ 251 +\$ 502 +\$ 753 +\$ 364 +\$ 728 +\$1092 	<ul style="list-style-type: none"> Specify with <i>one sphere four data</i> and select location of left, right, or center. Specify with <i>two spheres four data</i> and select location of left/center, right/center, or left/right. Specify with <i>three spheres four data</i>. Specify with <i>one sphere two power and two data</i> and select location of left, right, or center. Specify with <i>two spheres two power and two data</i> select location of left/center, right/center, or left/right. Specify with <i>three spheres two power and two data</i>. Specify with <i>one sphere four power</i> and select location of left, right, or center. Specify with <i>two spheres four power</i> and select location of left/center, right/center, or left/right. Specify with <i>three spheres four power</i>.
Gangers (Required when modular table power kit is specified)	<ul style="list-style-type: none"> • Bar ganger package: Black metal • Flex ganger package: Black plastic 	<ul style="list-style-type: none"> +\$ 55 +\$ 74 <ul style="list-style-type: none"> Specify with <i>bar gangers</i>. Specify with <i>flex gangers</i>.

Specification Information

Base Price



• Dimensions			• Style • Number	• Finish	• Runner Vinyl • Edge
L	W	H			

Base Inset 5 1/4"

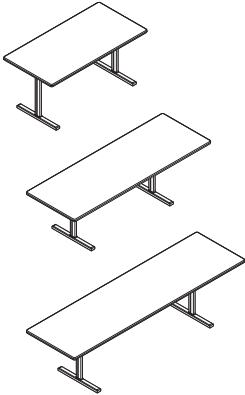
60"	30"	28 1/2"	183953PNP	Grade 1 Laminate	\$1133
-----	-----	---------	------------------	------------------	--------

Base Inset 11 1/4"

72"	30"	28 1/2"	193953PNP	Grade 1 Laminate	\$1168
-----	-----	---------	------------------	------------------	--------

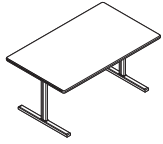
Base Inset 17 1/4"

84"	30"	28 1/2"	173953PNP	Grade 1 Laminate	\$1333
-----	-----	---------	------------------	------------------	--------



36"W Plug and Play Rectangular Tables with Non-Folding T-Bases

SIN 711.11



Tip: Shipped knocked down.

Tip: A sample of reasonable size must be provided for Customiz Stain.

Tip: Remove panel to store with tables.

Tip: For a factory installed cutout in the table top, specify Interport, Mini-Port, Interact, Axil Z, Ellora, grommet, or sphere as an option. If Interport, Mini-Port, Interact, Axil Z, Ellora, grommet, or sphere are not specified as an option, the table top will require a field installed cutout.

Tip: For Interport, Mini-Port, Interact, Axil Z, Ellora, spheres, and grommet locations, see location guides. ▶ See Meeting Spaces Specification Guide.

Veneer direction



Standard Includes	Required to Specify
<ul style="list-style-type: none"> • Top: 1¼" particle board core with High-Pressure Laminate • Edge: self-edge laminate or Runner vinyl • Two 30"W T-bases: <ul style="list-style-type: none"> - 2¼" x 1½" column: extruded aluminum with powder coat - Bezel casting at union of column and feet: cast zinc with powder coat - D-shaped feet: steel with powder coat • Concealed leveling glides: non-marring, black plastic • Threaded inserts in underside of top for end-to-end ganging 	<ol style="list-style-type: none"> 1 Style number 2 Powder coat color number for each base element—base, bezel casting, and leg 3 Laminate color number for top 4 Edge selection: <ul style="list-style-type: none"> - Self-edge laminate to match top - Runner vinyl color number, if selected: <ul style="list-style-type: none"> 6000 Black 6607 Woodrose 6609 Smoke 6655 Warm White 5 Options, if selected (see below) <p>▶ See <i>Surface Materials</i>, page 572.</p>

Options	Price	Required to Specify
<p>Surface Materials</p> <p>Top</p> <ul style="list-style-type: none"> • Open Line laminate • Wood veneer Grade 1 • Wood veneer Grade 2 • Customiz Stain 	<p>Cost of laminate</p> <p>Prices at right</p> <p>Prices at right</p> <p>No cost</p>	<p>▶ See <i>Surface Materials</i>, page 572. Specify with <i>wood veneer Grade 1</i> and select color number.</p> <p>Specify with <i>wood veneer Grade 2</i> and select color number.</p> <p>Specify with <i>Customiz Stain</i>.</p> <p>▶ See <i>Surface Materials</i>, page 572.</p>
<p>Removable Modesty Panel</p> <ul style="list-style-type: none"> • 60"L • 72"L 	<p>+\$295</p> <p>+\$301</p>	<p>Specify with <i>modesty panel</i> and select color number.</p> <p>Specify with <i>modesty panel</i> and select color number.</p>
<p>Interport</p> <p>One 10' cord</p> <ul style="list-style-type: none"> • Two power/two data <p>One 6' hardware</p> <ul style="list-style-type: none"> • Two power/two data <p>Two 10' cords</p> <ul style="list-style-type: none"> • Two power/two data <p>Two 6' hardwires</p> <ul style="list-style-type: none"> • Two power/two data 	<p>+\$306</p> <p>+\$360</p> <p>+\$612</p> <p>+\$720</p>	<p>Specify with <i>one Interport cord with two power/two data</i> and select left, right, or center location.</p> <p>Specify with <i>one Interport hardware with two power/two data</i> and select left, right, or center location.</p> <p>Specify with <i>two Interport (left and right) cords with two power/two data</i>.</p> <p>Specify with <i>two Interport (left and right) hardwires with two power/two data</i>.</p>
<p>Mini-Port</p> <p>One 10' cord</p> <ul style="list-style-type: none"> • Two power/two data <p>One 6' hardware</p> <ul style="list-style-type: none"> • Two power/two data <p>Two 10' cords</p> <ul style="list-style-type: none"> • Two power/two data <p>Two 6' hardwires</p> <ul style="list-style-type: none"> • Two power/two data 	<p>+\$306</p> <p>+\$360</p> <p>+\$612</p> <p>+\$720</p>	<p>Specify with <i>one Mini-Port cord with two power/two data</i> and select left, right, or center location.</p> <p>Specify with <i>one Mini-Port hardware with two power/two data</i> and select left, right, or center location.</p> <p>Specify with <i>two Mini-Port (left and right) cords with two power/two data</i>.</p> <p>Specify with <i>two Mini-Port (left and right) hardwires with two power/two data</i>.</p>

▶ Options, continued on next page

► Options, continued from previous page

	Options	Price	Required to Specify
Interact	One 6' cord		
	• Two power/two data	+\$373	Specify with <i>one Interact cord with two power/two data</i> and select left, right, or center location.
	One 6' hardware		
	• Two power/two data	+\$373	Specify with <i>one Interact hardware with two power/two data</i> and select left, right, or center location.
Two 6' cords	• Two power/two data	+\$746	Specify with <i>two Interact (left and right) cords with two power/two data</i> .
	Two 6' hardwires		
	• Two power/two data	+\$746	Specify with <i>two Interact (left and right) hardwires with two power/two data</i> .
	Axil Z	One 6' cord	
<p><i>Tip: For Axil Z and Ellora, the USB for charging is configured in the spot of one data port and is always configured on the end(s).</i></p> <p><i>Tip: For each USB port specified, there are two USBs per port.</i></p> <p><i>Tip: The hardwire Mini-Port, Interport, Interact, Axil Z, or Ellora desktop module does not work with modular table power kits.</i></p> <p><i>Tip: If a hardwire Mini-Port, Interport, Interact, Axil Z, or Ellora desktop module is desired, then it can only be specified on tables with glides.</i></p>	• Two power/two data	+\$215	Specify with <i>one Axil Z cord with two power/two data</i> , select left, right, or center location and select color number.
	• Two power/one data/one USB	+\$310	Specify with <i>one Axil Z cord with two power/one data/one USB</i> , select left, right, or center location and select color number.
	• Two power/two USB	+\$405	Specify with <i>one Axil Z cord with two power/two USB</i> , select left, right, or center location and select color number.
	• Three power/one data	+\$220	Specify with <i>one Axil Z cord with three power/one data</i> , select left, right, or center location and select color number.
	• Three power/one USB	+\$315	Specify with <i>one Axil Z cord with three power/one USB</i> , select left, right, or center location and select color number.
	• Four power	+\$280	Specify with <i>one center Axil Z cord with four power</i> , select left, right, or center location and select color number.
	One 6' hardware		
	• Two power/two data	+\$215	Specify with <i>one Axil Z hardware with two power/two data</i> , select left, right, or center location and select color number.
	• Two power/one data/one USB	+\$310	Specify with <i>one Axil Z hardware with two power/one data/one USB</i> , select left, right, or center location and select color number.
	• Two power/two USB	+\$405	Specify with <i>one Axil Z hardware with two power/two USB</i> , select left, right, or center location and select color number.
• Three power/one data	+\$220	Specify with <i>one Axil Z hardware with three power/one data</i> , select left, right, or center location and select color number.	
• Three power/one USB	+\$315	Specify with <i>one Axil Z hardware with three power/one USB</i> , select left, right, or center location and select color number.	
• Four power	+\$280	Specify with <i>one Axil Z hardware with four power</i> , select left, right, or center location and select color number.	

► Options, continued on next page

36"W Plug and Play Rectangular Tables with Non-Folding T-Bases, continued

SIN 711.11

► Options, continued from previous page

	Options	Price	Required to Specify
Axil Z, continued	Two 6' cords		
	• Two power/two data	+\$430	Specify with two (left and right) Axil Z cords with two power/two data and select color number.
	• Two power/one data/one USB	+\$620	Specify with two (left and right) Axil Z cords with two power/one data/one USB and select color number.
	• Two power/two USB	+\$810	Specify with two (left and right) Axil Z cords with two power/two USB and select color number.
	• Three power/one data	+\$440	Specify with two (left and right) Axil Z cords with three power/one data and select color number.
	• Three power/one USB	+\$630	Specify with two (left and right) Axil Z cords with three power/one USB and select color number.
	• Four power	+\$560	Specify with two (left and right) Axil Z cords.
	Two 6' hardwires		
	• Two power/two data	+\$430	Specify with two (left and right) Axil Z hardwires with two power/two data and select color number.
	• Two power/one data/one USB	+\$620	Specify with two (left and right) Axil Z hardwires with two power/one data/one USB and select color number.
	• Two power/two USB	+\$810	Specify with two (left and right) Axil Z hardwires with two power/two USB and select color number.
	• Three power/one data	+\$440	Specify with two (left and right) Axil Z hardwires with three power/one data and select color number.
	• Three power/one USB	+\$630	Specify with two (left and right) Axil Z hardwires with three power/one USB and select color number.
	• Four power	+\$560	Specify with two (left and right) Axil Z hardwires with four power and select color number.
Ellora	One 6' cord		
	• Two power/two data	+\$325	Specify with one Ellora cord with two power/two data, and select left, right, or center location.
	• Two power/one data/one USB	+\$420	Specify with one Ellora cord with two power/one data/one USB, and select left, right, or center location.
	• Two power/two USB	+\$515	Specify with one Ellora cord with two power/two USB, and select left, right, or center location.
	• Three power/one data	+\$330	Specify with one Ellora cord with three power/one data, and select left, right, or center location.
	• Three power/one USB	+\$425	Specify with one Ellora cord with three power/one USB, and select left, right, or center location.
• Four power	+\$390	Specify with one Ellora cord with four power, and select left, right, or center location.	

► Options, continued on next page

► Options, continued from previous page

Options	Price	Required to Specify
Ellora, continued		
One 6' hardwire		
• Two power/two data	+\$ 325	Specify with one Ellora hardwire with two power/two data, and select left, right, or center location.
• Two power/one data/one USB	+\$ 420	Specify with one Ellora hardwire with two power/one data/one USB, and select left, right, or center location.
• Two power/two USB	+\$ 515	Specify with one Ellora hardwire with two power/two USB, and select left, right, or center location.
• Three power/one data	+\$ 330	Specify with one Ellora hardwire with three power/one data, and select left, right, or center location.
• Three power/one USB	+\$ 425	Specify with one Ellora hardwire with three power/one USB, and select left, right, or center location.
• Four power	+\$ 390	Specify with one Ellora hardwire with four power, and select left, right, or center location.
Two 6' cords		
• Two power/two data	+\$ 650	Specify with two (left and right) Ellora cords with two power/two data.
• Two power/one data/one USB	+\$ 840	Specify with two (left and right) Ellora cords with two power/one data/one USB.
• Two power/two USB	+\$1030	Specify with two (left and right) Ellora cords with two power/two USB.
• Three power/one data	+\$ 660	Specify with two (left and right) Ellora cords with three power/one data.
• Three power/one USB	+\$ 850	Specify with two (left and right) Ellora cords with three power/one USB.
• Four power	+\$ 780	Specify with two (left and right) Ellora cords with four power.
Two 6' hardwires		
• Two power/two data	+\$ 650	Specify with two (left and right) Ellora hardwires with two power/two data.
• Two power/one data/one USB	+\$ 840	Specify with two (left and right) Ellora hardwires with two power/one data/one USB.
• Two power/two USB	+\$1030	Specify with two (left and right) Ellora hardwires with two power/two USB.
• Three power/one data	+\$ 660	Specify with two (left and right) Ellora hardwires with three power/one data.
• Three power/one USB	+\$ 850	Specify with two (left and right) Ellora hardwires with three power/one USB.
• Four power	+\$ 780	Specify with two (left and right) Ellora hardwires with four power.
Modular Table Power Kits		
One circuit 1 duplex receptacle		
• For 60"L tables - modular power kit with one center duplex receptacle, circuit 1	+\$ 223	Specify with 60"L modular power kit with circuit 1 duplex receptacle.
• For 72"L tables - modular power kit with one center duplex receptacle, circuit 1	+\$ 237	Specify with 72"L modular power kit with circuit 1 duplex receptacle.
One circuit 2 duplex receptacle (To be used with hardwire infeed only)		
• For 60"L tables - modular power kit with one center duplex receptacle, circuit 2	+\$ 223	Specify with 60"L modular power kit with circuit 2 duplex receptacle.
• For 72"L tables - modular power kit with one center duplex receptacle, circuit 2	+\$ 237	Specify with 72"L modular power kit with circuit 2 duplex receptacle.

Tip: Modular table power kits require either a 20-amp plug infeed or hardwire infeed to power the tables. A 20-amp plug infeed can only be used with Circuit 1 receptacles, and the hardwire infeed can be used with either or both, Circuit 1 and Circuit 2 receptacles. Both infeeds have a color coded female modular connector that must plug into the matching color coded male infeed connector on the modular power kits.

Tip: When using modular table power kits, a flex ganger or bar ganger package must be specified for each table-to-table connection.

► Options, continued on next page

36"W Plug and Play Rectangular Tables with Non-Folding T-Bases, continued

SIN 711.11

► Options, continued from previous page

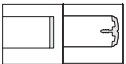
	Options	Price	Required to Specify
Modular Table Power Kits continued	Two circuit 1 duplex receptacles		
	• For 60"L tables - modular power kit with two center duplex receptacles, circuit 1	+\$ 289	Specify with 60"L modular power kit with circuit 1 duplex receptacles.
	• For 72"L tables - modular power kit with two center duplex receptacles, circuit 1	+\$ 303	Specify with 72"L modular power kit with circuit 1 duplex receptacles.
	One circuit 1 and one circuit 2 duplex receptacle (To be used with hardwire infeed only)		
	• For 60"L tables - modular power kit with two center duplex receptacles, one circuit 1 and one circuit 2	+\$ 289	Specify with 60"L modular power kit with one circuit 1 and one circuit 2 duplex receptacle.
	• For 72"L tables - modular power kit with two center duplex receptacles, one circuit 1 and one circuit 2	+\$ 303	Specify with 72"L modular power kit with one circuit 1 and one circuit 2 duplex receptacle.
Grommets	• One grommet: black plastic	+\$ 64	Specify with grommet and select location of left, right, or center.
	• Two grommets: black plastic	+\$ 128	Specify with two grommets and select location of left/center, right/center, or right/left.
	• Three grommets: black plastic	+\$ 192	Specify with three grommets.
Spheres	Four Data		
	• One sphere	+\$ 165	Specify with one sphere four data and select location of left, right, or center.
	• Two spheres	+\$ 330	Specify with two spheres four data and select location of left/center, right/center, or left/right.
	• Three spheres	+\$ 495	Specify with three spheres four data.
	Two Power and Two Data		
	• One sphere	+\$ 251	Specify with one sphere two power and two data and select location of left, right, or center.
	• Two spheres	+\$ 502	Specify with two spheres two power and two data and select location of left/center, right/center, or left/right.
	• Three spheres	+\$ 753	Specify with three spheres two power and two data.
	Four Power		
	• One sphere	+\$ 364	Specify with one sphere four power and select location of left, right, or center.
• Two spheres	+\$ 728	Specify with two spheres four power and select location of left/center, right/center, or left/right.	
• Three spheres	+\$1092	Specify with three spheres four power.	
Gangers	• Bar ganger package: Black metal	+\$ 55	Specify with bar gangers.
	(Required when modular table power kit is specified) • Flex ganger package: Black plastic	+\$ 74	Specify with flex gangers.
Casters	• 2" diameter, locking, dual-wheel casters to support top at fixed height of 30½"H: black plastic	+\$ 124	Add suffix C to the style number (in front of PNP, i.e."CPNP").

Tip: When the factory-installed flex ganger option is specified, the flex gangers will be installed in the end-to-end ganging configuration. If side-to-side or end-and-side ganging is required, change the position of the flex gangers at time of installation. All flex ganger locations are pre-drilled for simple re-location when desired.

Tip: Casters add 2" to the height of the table.

Specification Information

Base Prices



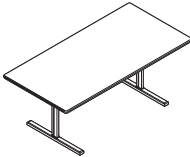
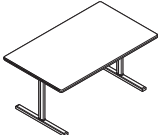
•Dimensions L W H	•Style Number	•Finish	•Self Edge or Runner Vinyl Edge:
----------------------	------------------	---------	--

Base Inset 5 1/4"

60" 36" 28 1/2"	483954PNP	Grade 1 Laminate	\$ 940
		Grade 1 Wood Veneer	\$1871
		Grade 2 Wood Veneer	\$2125

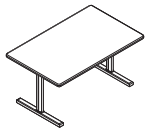
Base Inset 11 1/4"

72" 36" 28 1/2"	484954PNP	Grade 1 Laminate	\$ 966
		Grade 1 Wood Veneer	\$1897
		Grade 2 Wood Veneer	\$2202



36"W Plug and Play Rectangular Tables with Folding T-Bases

SIN 711.11



Tip: Shipped knocked down.

Tip: For a factory installed cutout in the table top, specify grommet, or sphere as an option. If grommet, or sphere are not specified as an option, the table top will require a field installed cutout.

Tip: Remove panel to store with tables.

Tip: For grommet and sphere locations, see location guide.

► See Meeting Spaces Specification Guide.

Tip: When the factory-installed flex ganger option is specified, the flex gangers will be installed in the end-to-end ganging configuration. If side-to-side or end-and-side ganging is required, change the position of the flex gangers at time of installation. All flex ganger locations are pre-drilled for simple re-location when desired.

Standard Includes	Required to Specify
<ul style="list-style-type: none"> • Top: 1¼" particle board core with High-Pressure Laminate • Edge: Runner vinyl edge • Two 30"W T-bases: <ul style="list-style-type: none"> - 2¼" x 1½" column: extruded aluminum with powder coat - Bezel casting at union of column and feet: cast zinc with powder coat - D-shaped feet: steel with powder coat color • Folding mechanism with dual-arc motion to allow legs to fold flush with the underside of top • Concealed leveling glides: non-marring, black plastic • Threaded inserts in underside of top for end-to-end ganging 	<ol style="list-style-type: none"> 1 Style number 2 Powder coat color number for each base element—base, bezel casting, and leg 3 Laminate number for top 4 Runner vinyl color number <ul style="list-style-type: none"> 6600 Black 6607 Woodrose 6609 Smoke 6655 Warm White 5 Options, if selected (see below and at right) <ul style="list-style-type: none"> ► See <i>Surface Materials</i>, page 572.

Options	Price	Required to Specify
Surface Materials <ul style="list-style-type: none"> • Open Line laminate 	Cost of laminate	► See <i>Surface Materials</i> , page 572.
Removable Modesty Panel <ul style="list-style-type: none"> • 60"L • 72"L 	<ul style="list-style-type: none"> +\$ 295 +\$ 301 	<ul style="list-style-type: none"> Specify with <i>modesty panel</i> and select color number. Specify with <i>modesty panel</i> and select color number.
Grommets <ul style="list-style-type: none"> • One grommet: black plastic • Two grommets: black plastic • Three grommets: black plastic 	<ul style="list-style-type: none"> +\$ 64 +\$ 128 +\$ 192 	<ul style="list-style-type: none"> Specify with <i>grommet</i> and select location of left, right, or center. Specify with <i>two grommets</i> and select location of left/center, right/center, or right/left. Specify with <i>three grommets</i>.
Spheres Four Data <ul style="list-style-type: none"> • One sphere • Two spheres • Three spheres 	<ul style="list-style-type: none"> +\$ 165 +\$ 330 +\$ 495 	<ul style="list-style-type: none"> Specify with <i>one sphere four data</i> and select location of left, right, or center. Specify with <i>two spheres four data</i> and select location of left/center, right/center, or left/right. Specify with <i>three spheres four data</i>.
Two Power and Two Data <ul style="list-style-type: none"> • One sphere • Two spheres • Three spheres 	<ul style="list-style-type: none"> +\$ 251 +\$ 502 +\$ 753 	<ul style="list-style-type: none"> Specify with <i>one sphere two power and two data</i> and select location of left, right, or center. Specify with <i>two spheres two power and two data</i> and select location of left/center, right/center, or left/right. Specify with <i>three spheres two power and two data</i>.
Four Power <ul style="list-style-type: none"> • One sphere • Two spheres • Three spheres 	<ul style="list-style-type: none"> +\$ 364 +\$ 728 +\$1092 	<ul style="list-style-type: none"> Specify with <i>one sphere four power</i> and select location of left, right, or center. Specify with <i>two spheres four power</i> and select location of left/center, right/center, or left/right. Specify with <i>three spheres four power</i>.
Gangers (Required when modular table power kit is specified)	<ul style="list-style-type: none"> • Bar ganger package: Black metal • Flex ganger package: Black plastic 	<ul style="list-style-type: none"> +\$ 55 +\$ 74 <ul style="list-style-type: none"> Specify with <i>bar gangers</i>. Specify with <i>flex gangers</i>.

Specification Information

Base Price



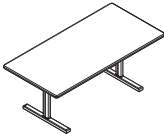
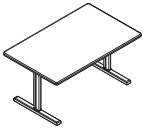
• Dimensions			• Style • Number	• Finish	• Runner Vinyl • Edge
L	W	H			

Base Inset 5 1/4"

60"	36"	28 1/2"	184955PNP	Grade 1 Laminate	\$1168
-----	-----	---------	------------------	------------------	--------

Base Inset 11 1/4"

72"	36"	28 1/2"	194955PNP	Grade 1 Laminate	\$1193
-----	-----	---------	------------------	------------------	--------



Runner Plug and Play Accessories

SIN 711.11

Grommets for Standard Locations



Tip: The grommet will be shipped with the table so it can be installed on site in the factory-cut opening.

Tip: Custom locations are possible and require an engineering review to confirm practicality. Please send a drawing to your Steelcase Service representative to show the locations you want, confirm practicality, and obtain a quotation.

Tip: Please send a drawing of your arrangement along with your order to ensure that grommets are properly installed.

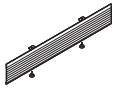
Tip: Additional tables may be able to accommodate grommets. Ask your Steelcase Service representative at 1.800.627.6770 to help you determine practicality.

Standard Includes		Required to Specify
<ul style="list-style-type: none"> • 2" diameter opening with snap out covers allow power cords and voice/data cables to pass through the worksurface: black plastic 		Style number

Specification Information	
• Style	• Price
• Number	:
:	:
:	:

AK793215	\$64
:	:


Field-Installed Modesty Panel for Runner



Standard Includes	Required to Specify
<ul style="list-style-type: none"> Modesty panel with integral horizontal wire manager: extruded aluminum with powder coat color Attachment hardware: hand knobs Under-table spring clips Installation instructions 	<ul style="list-style-type: none"> 1 Style number 2 Powder coat number for finish to match table base ▶ See <i>Surface Materials</i>, page 572.

Specification Information		
Dimensions	Style	Price
Length	Number	
48"	793948	\$273
60"	793960	\$306
72"	793972	\$313
84"	793984	\$341

Interport, Cord



Tip: For a factory installed cutout in the table top, specify Interport as an option for Runner Plug and Play. If you do not specify Interport as an option, where applicable, the table top will require a field installed cutout.

▶ See *Meeting Spaces Specification Guide*.

Tip: The Interport desktop module will ship with instructions and a hole-cutting template for field installation, if needed.

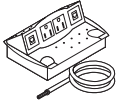
Standard Includes	Required to Specify
<ul style="list-style-type: none"> Two power/Two data desktop module with one touch open and close hinged door cover: matte black plastic Can be plugged in with door in closed position 10' power cord with 15-amp plug Requires 6" x 4 1/2" cutout UL/CUL listed Includes a voice/data adapter kit to accept couplers and jacks when needed (refer to telecommunications reference chart) 	<ul style="list-style-type: none"> Style number

Specification Information				
Dimensions			Style	Price
D	W	H	Number	
5"	7"	1 3/4"	793381	\$306

Runner Plug and Play Accessories, continued

SIN 711.11

Interport, Hardwire



Tip: For a factory installed cutout in the table top, specify Interport as an option for Runner Plug and Play. If you do not specify Interport as an option, where applicable, the table top will require a field installed cutout.

▶ See Meeting Spaces Specification Guide.

Tip: The Interport desktop module will ship with instructions and a hole-cutting template for field installation, if needed.

Tip: The hardwire Interport desktop module does not work with modular table power kits.


Tip: If a hardwire Interport desktop module is desired, then it should only be specified on tables with glides.

Standard Includes	Required to Specify
<ul style="list-style-type: none"> • Two power/Two data desktop module with one touch open and close hinged door cover: matte black plastic • Can be plugged in with door in closed position • 10' power cord 6' flexible steel hardwire conduit • Requires 6" x 4½" cutout • UL/CUL listed • Includes a voice/data adapter kit to accept couplers and jacks when needed (refer to telecommunications reference chart) 	Style number

Specification Information

• Dimensions			• Style	• Price
D	W	H	Number	
5"	7"	1¾"	793384	\$360

Mini-Port, Cord



Tip: For a factory installed cutout in the table top, specify Mini-Port as an option for Akira and Runner Plug and Play. If you do not specify Mini-Port as an option, where applicable, the table top will require a field installed cutout.

▶ See Meeting Spaces Specification Guide.

Tip: The Mini-Port desktop module will ship with instructions and a hole-cutting template for field installation, if needed.

Standard Includes	Required to Specify
<ul style="list-style-type: none"> • Two power/Two data desktop module with one touch open and close hinged door cover: matte black plastic • 10' power cord with 15-amp plug • Requires 6" x 2½" cutout • UL/CUL listed • Voice/data adapter kit to accept couplers and jacks when needed (refer to telecommunications reference chart) 	Style number

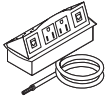
Specification Information				
• Dimensions			• Style	• Price
D	W	H	Number	

3"	7"	1¾"	793281	\$306
----	----	-----	---------------	-------

Runner Plug and Play Accessories, continued

SIN 711.11

Mini-Port, Hardwire



Tip: For a factory installed cutout in the table top, specify Mini-Port as an option for Akira and Runner Plug and Play. If you do not specify Mini-Port as an option, where applicable, the table top will require a field installed cutout.

▶ See Meeting Spaces Specification Guide.

Tip: The Mini-Port desktop module will ship with instructions and a hole-cutting template for field installation, if needed.

Tip: The hardwire Mini-Port desktop module does not work with modular table power kits.

Tip: If a hardwire Mini-Port desktop module is desired, then it should only be specified on tables with glides.

Standard Includes	Required to Specify
-------------------	---------------------

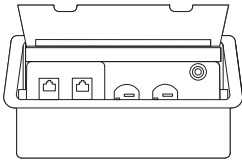
- 2 power/2 data desktop module with one touch open and close hinged door cover: matte black plastic
- 6' flexible steel hardwire conduit
- Requires 6" x 2 1/2" cutout
- UL/CUL listed
- Voice/data adapter kit to accept couplers and jacks when needed (refer to telecommunications reference chart)

Style number

Specification Information				
• Dimensions			• Style	• Price
D	W	H	Number	

3"	7"	1 3/4"	793284	\$360
----	----	--------	---------------	-------

Interact



Tip: Can accommodate one, customer-supplied modular furniture faceplate for voice/data jacks.

Tip: For a factory installed cutout in the table top, specify Interact as an option for Runner Plug and Play. If you do not specify Interact as an option, where applicable, the table top will require a field installed cutout.

► See Meeting Spaces Specification Guide.

Tip: The hardwire Interact desktop module does not work with modular table power kits.

Tip: If a hardwire Interact desktop module is desired, then it should only be specified on tables with glides.

Standard Includes	Required to Specify
<ul style="list-style-type: none"> Box, lid, and attachment bracket: steel, black textured powder coat surface Requires 3³/₈" x 4³/₄" cutout Contains two 15-amp power outlets with built-in circuit breaker One additional 15-amp power outlet is included on the bottom of the box 	Style number

Specification Information

Dimensions			Style	Price
D	W	H	Number	

Interact, 6' Cord

5 ³ / ₈ "	9"	2 ³ / ₄ "	INTSC	\$373
---------------------------------	----	---------------------------------	--------------	-------

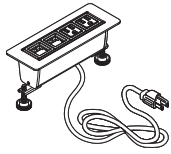
Interact, 6' Hardwire

5 ³ / ₈ "	9"	2 ³ / ₄ "	INTHW	\$373
---------------------------------	----	---------------------------------	--------------	-------

Runner Plug and Play Accessories, continued

SIN 711.11

Axil Z, Cord



Tip: The Axil Z desktop module will ship with instructions and a hole cutout template for field installation, if needed.

Tip: For a factory installed cutout in the table top, specify Mini-Port as an option for Akira and Runner Plug and Play. If you do not specify Mini-Port as an option, where applicable, the table top will require a field installed cutout.

► See Meeting Spaces Specification Guide.

Tip: USB for charging is configured in the spot of one data port and is always configured on the end(s).

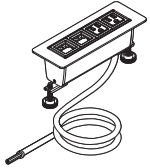
Tip: For each USB port specified, there are two USBs per port.

Standard Includes	Required to Specify
<ul style="list-style-type: none"> Desktop module, anodized aluminum with painted steel faceplate mounts flat just above worksurface: <ul style="list-style-type: none"> - 4140 Arctic White Gloss - 4144 Black Gloss 6' power cord with 15-amp plug Requires 6¾" x 2" cutout Utilizes water-proof simplex (outlets) UL listed VoicData adaptor kit to accept couplers and jacks when needed (refer to telecommunications reference chart) 	<ol style="list-style-type: none"> 1 Style number 2 Desktop module configuration (see Required Selections below) 3 Paint color number for desktop module

Power/Data/USB Configuration	Required Selections	Price	Required to Specify
	• Two power/two data	No cost	Specify with <i>two power/two data</i> and select color number.
	• Two power/one data/one USB	+\$ 95	Specify with <i>two power/one data/one USB</i> and select color number.
	• Two power/two USB	+\$190	Specify with <i>two power/two USB</i> and select color number.
	• Three power/one data	+\$ 5	Specify with <i>three power/one data</i> and select color number.
	• Three power/one USB	+\$100	Specify with <i>three power/one USB</i> and select color number.
	• Four power	+\$ 65	Specify with <i>four power</i> and select color number.

Specification Information				
• Dimensions			• Style	• Base
D	W	H	Number	Price
3"	8"	2¾"	AKDPA4	\$190

Axil Z, Hardwire



Tip: The Axil Z desktop module will ship with instructions and a hole cutout template for field installation, if needed.

Tip: For a factory installed cutout in the table top, specify Mini-Port as an option for Akira and Runner Plug and Play. If you do not specify Mini-Port as an option, where applicable, the table top will require a field installed cutout.

► See Meeting Spaces Specification Guide.

Tip: USB for charging is configured in the spot of one data port and is always configured on the end(s).

Tip: For each USB port specified, there are two USBs per port.

Tip: The hardwire Axil Z desktop module does not work with modular table power kits.

Tip: If a hardwire Axil Z desktop module is desired, then it should only be specified on tables with glides.

Standard Includes	Required to Specify
<ul style="list-style-type: none"> Desktop module, anodized aluminum with painted steel faceplate mounts flat just above worksurface: <ul style="list-style-type: none"> - 4140 Arctic White Gloss - 4144 Black Gloss 6' flexible steel hardwire conduit Requires 6¾" x 2" cutout Utilizes water-proof simplex (outlets) UL listed Voice/data adaptor kit to accept couplers and jacks when needed (refer to telecommunications reference chart) 	<ol style="list-style-type: none"> Style number Desktop module configuration (see Required Selections below) Paint color number for desktop module

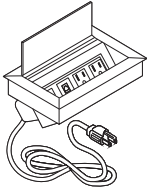
Required Selections	Price	Required to Specify
Power/Data/USB Configuration		
• Two power/two data	No cost	Specify with two power/two data and select color number.
• Two power/one data/one USB	+\$ 95	Specify with two power/one data/one USB and select color number.
• Two power/two USB	+\$190	Specify with two power/two USB and select color number.
• Three power/one data	+\$ 5	Specify with three power/one data and select color number.
• Three power/one USB	+\$100	Specify with three power/one USB and select color number.
• Four power	+\$ 65	Specify with four power and select color number.

Specification Information				
Dimensions			Style	Base
D	W	H	Number	Price
3"	8"	2¾"	AKDHA4	\$190

Runner Plug and Play Accessories, continued

SIN 711.11

Ellora, Cord



Tip: The Ellora desktop module will ship with instructions and a hole cutout template for field installation, if needed.

Tip: For a factory installed cutout in the table top, specify Mini-Port as an option for Akira and Runner Plug and Play. If you do not specify Mini-Port as an option, where applicable, the table top will require a field installed cutout.

▶ See Meeting Spaces Specification Guide.

Tip: USB for charging is configured in the spot of one data port and is always configured on the end(s).

Tip: For each USB port specified, there are two USBs per port.

Standard Includes	Required to Specify
-------------------	---------------------

- | | |
|--|--|
| <ul style="list-style-type: none"> • Desktop module with lid, mounts flat just above worksurface: anodized aluminum, silver with black faceplate • 6' power cord with 15-amp plug • Requires 8" x 5" cutout • Utilizes water-proof simplex (outlets) • UL listed • Voice/data adaptor kit to accept couplers and jacks when needed (refer to telecommunications reference chart) | <ul style="list-style-type: none"> 1 Style number 2 Desktop module configuration (see Required Selections below) |
|--|--|

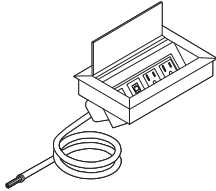
Power/Data/USB Configuration	Required Selections	Price	Required to Specify
------------------------------	---------------------	-------	---------------------

- | | | | |
|-------------------------------------|------------------------------|---------|--|
| Power/Data/USB Configuration | • Two power/two data | No cost | Specify with two power/two data. |
| | • Two power/one data/one USB | +\$ 95 | Specify with two power/one data/one USB. |
| | • Two power/two USB | +\$190 | Specify with two power/two USB. |
| | • Three power/one data | +\$ 5 | Specify with three power/one data. |
| | • Three power/one USB | +\$100 | Specify with three power/one USB. |
| | • Four power | +\$ 65 | Specify with four power. |

Specification Information				
Dimensions			Style	Base
D	W	H	Number	Price

5 1/4"	8 1/4"	3 1/2"	AKDPE4	\$300
:	:	:	:	:
:	:	:	:	:

Ellora, Hardwire



Tip: The Ellora desktop module will ship with instructions and a hole cutout template for field installation, if needed.

Tip: For a factory installed cutout in the table top, specify Mini-Port as an option for Akira and Runner Plug and Play. If you do not specify Mini-Port as an option, where applicable, the table top will require a field installed cutout.

▶ See Meeting Spaces Specification Guide.

Tip: USB for charging is configured in the spot of one data port and is always configured on the end(s).

Tip: For each USB port specified, there are two USBs per port.

Tip: The hardwire Ellora desktop module does not work with modular table power kits.

Tip: If a hardwire Ellora desktop module is desired, then it should only be specified on tables with glides.

Standard Includes	Required to Specify
-------------------	---------------------

- | | |
|--|--|
| <ul style="list-style-type: none"> • Desktop module with lid, mounts flat just above worksurface: anodized aluminum, silver with black faceplate • 6' flexible steel hardwire conduit • Requires 8" x 5" cutout • Utilizes water-proof simplex (outlets) • UL listed • Voice/data adaptor kit to accept couplers and jacks when needed (refer to telecommunications reference chart) | <ul style="list-style-type: none"> 1 Style number 2 Desktop module configuration (see Required Selections below) |
|--|--|

Power/Data/USB Configuration	Required Selections	Price	Required to Specify
------------------------------	---------------------	-------	---------------------

- | | | | |
|-------------------------------------|------------------------------|---------|---|
| Power/Data/USB Configuration | • Two power/two data | No cost | Specify with two power/two data. Specify with two power/one data/one USB. Specify with two power/two USB. Specify with three power/one data. Specify with three power/one USB. Specify with four power. |
| | • Two power/one data/one USB | +\$ 95 | |
| | • Two power/two USB | +\$190 | |
| | • Three power/one data | +\$ 5 | |
| | • Three power/one USB | +\$100 | |
| | • Four power | +\$ 65 | |


Specification Information				
Dimensions			Style Number	Base Price
D	W	H		

5¼"	8¼"	3½"	AKDHE4	\$300
:	:	:	:	:
:	:	:	:	:

Runner Plug and Play Accessories, continued

SIN 711.11

Single-Circuit 20-Amp Plug Base Power Infeed



Tip: The hardwire desktop modules do not work with modular table power kits, therefore, do not require any type of infeeds.

Tip: The plug infeed can only be used with circuit 1 modular table power kits.

Tip: Plug infeed can only be on tables with glides or casters.

Standard Includes	Required to Specify
-------------------	---------------------

- Single circuit (circuit 1) power infeed with 20-Amp plug on one end and female modular connector on the other end: 24" of thick rubber on plug end with coupler attaching 48" of conduit with modular connector
- UL recognized

Style number

Specification Information		
Dimensions Length	Style Number	Price
72"	AKBP1FMP20	\$215

Dimensions Length	Style Number	Price
72"	AKBP1FMP20	\$215

Tip: The female modular connector of the infeed can only connect to the male infeed of the modular table power kit.

Two-Circuit Hardwire Base Power Infeed



Tip: The hardwire desktop modules do not work with modular table power kits, therefore, do not require any type of infeeds.

Tip: The hardwire infeed can only be used on tables with glides.

Tip: The female modular connector of the infeed can only connect to the male infeed of the modular table power kit.

Standard Includes	Required to Specify
-------------------	---------------------

- 2 circuit power infeed with 4-wire pigtail for hardwire connection on one end and female modular connector on the other end: flexible steel conduit
- UL listed

Style number

Specification Information		
Dimensions Length	Style Number	Price
72"	AKBP1FMH	\$230

Dimensions Length	Style Number	Price
72"	AKBP1FMH	\$230

Runner TR Computer Carts


SIN 711.2

Tip: Shipped knocked down.

Standard Includes	Required to Specify
<ul style="list-style-type: none"> • Top: 1/4" particle board core with High-Pressure Laminate • Edge: Runner vinyl edge • Grommet in back right corner of each surface: black plastic only • Two 24"W L-bases: <ul style="list-style-type: none"> - 2 1/4" x 1 1/2" column: extruded aluminum with powder coat - Bezel casting at union of column and feet: cast zinc with powder coat - D-shaped feet: steel with powder coat • Vertical wire manager: black plastic • 3" diameter, locking, dual-wheel casters: black plastic only 	<ol style="list-style-type: none"> 1 Style number 2 Powder coat color number for each base element—base, bezel casting, and leg 3 Laminate number for tops 4 Runner vinyl color number: <ul style="list-style-type: none"> 6000 Black 6607 Woodrose 6609 Smoke 6655 Warm White 5 Options, if selected (see below and at right) ▶ See <i>Surface Materials</i>, page 572.

Options	Price	Required to Specify
Surface Materials <ul style="list-style-type: none"> • Open Line laminate 	Cost of laminate	▶ See <i>Surface Materials</i> , page 572.
Glides <ul style="list-style-type: none"> • Concealed leveling glides in place of casters: non-marring, black plastic 	No cost	Delete suffix C from the style number.
Modesty Panel <ul style="list-style-type: none"> • Modesty panel on carts without shelves or with one shelf • Modesty panel on carts with two shelves 	+\$185 +\$353	Specify <i>with modesty panel</i> and select powder coat color number. Specify <i>with modesty panel</i> and select powder coat color number.
Related Products <ul style="list-style-type: none"> • CPU sling 		▶ Page 571

Specification Information

				Base Price	
• Dimensions			• Style	• Finish	 • Runner Vinyl Edge
L	W	H	Number		

36"L Computer Carts

Without Shelves

36"	28"	28 1/2"	164958C	Grade 1 Laminate	\$ 909
-----	-----	---------	----------------	------------------	--------

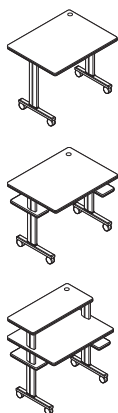
With One Shelf

36"	28"	28 1/2"	165128C	Grade 1 Laminate	\$1261
-----	-----	---------	----------------	------------------	--------

With Two Shelves

36"	28"	37 3/4"	166128C	Grade 1 Laminate	\$1473
-----	-----	---------	----------------	------------------	--------

▶ Specification Information, continued on next page



SIN 711.2

► Specification Information, continued from previous page

Specification Information

Dimensions			Style Number	Finish	Base Price
L	W	H			
Runner Vinyl Edge					

Base Price



48"L Computer Carts

Without Shelves

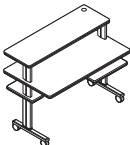
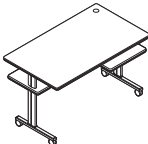
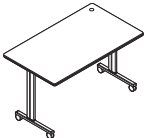
48"	28"	28½"	174958C	Grade 1 Laminate	\$ 939
-----	-----	------	----------------	------------------	--------

With One Shelf

48"	28"	28½"	175128C	Grade 1 Laminate	\$1290
-----	-----	------	----------------	------------------	--------

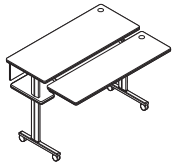
With Two Shelves

48"	28"	37¾"	176128C	Grade 1 Laminate	\$1498
-----	-----	------	----------------	------------------	--------



Runner TR Instructor's Stand-Up Computer Cart

SIN 711.2



Tip: Shipped knocked down.

Standard Includes	Required to Specify
<ul style="list-style-type: none"> • Top and fixed shelf: 1/4" particle board core with High-Pressure Laminate • Pneumatically-assisted adjustable height keyboard surface • Edge: Runner vinyl edge • Grommet in back right corner of each surface: black plastic only • Two 24"W L-bases: <ul style="list-style-type: none"> - 2 1/4" x 1 1/2" column: extruded aluminum with powder coat - Bezel casting at union of column and feet: cast zinc with powder coat - D-shaped feet: steel with powder coat • Fixed modesty panel: 8"H ribbed, extruded aluminum with powder coat • Vertical wire manager: black plastic only • 3" diameter, locking, dual-wheel casters: black plastic only 	<ol style="list-style-type: none"> 1 Style number 2 Powder coat color number for each base elements—base, bezel casting, and leg 3 Powder coat color number for modesty panel 4 Laminate color number for tops 5 Runner vinyl color number: <ul style="list-style-type: none"> 6000 Black 6607 Woodrose 6609 Smoke 6655 Warm White 6 Options, if selected (see below) <ul style="list-style-type: none"> ▶ See <i>Surface Materials</i>, page 572.

Options	Price	Required to Specify
Surface Materials <ul style="list-style-type: none"> • Top Open Line laminate 	Cost of laminate	▶ See <i>Surface Materials</i> , page 572.
Glides <ul style="list-style-type: none"> • Concealed leveling glides in place of casters: non-marring, black plastic 	No cost	Delete suffix C from the style number.
Related Products <ul style="list-style-type: none"> • CPU sling 		▶ Page 571

Specification Information

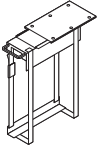
				Price	
• Dimensions			• Style	• Finish	• Runner Vinyl
L	W	H	Number	:	Edge
48"	35"	34"	175129C	Grade 1 Laminate	\$2782
:	:	:	:	:	:



Runner TR Accessories

SIN 711.11

CPU Sling for Runner TR Tables only



Tip: CPU sling is shipped with Runner TR table for installation on site.

This product is Steelcase worktools. It is here to simplify your planning. Remember that Steelcase worktools has different pricing terms. It is ordered through the Steelcase Worktools electronic catalog.

Standard Includes	Required to Specify
• CPU sling: black	Style number

Specification Information			
• Dimensions		• Style	• Price
D	W	Number	
19½"	5½"	CPRSL	\$138

Surface Materials

This listing includes all the surface material choices that are available for the products in this section.

Resources

For more information about surface materials, refer to the following resources:

Additional surface materials specification tools are available to assist you in the specification process—the Surface Materials Binders.

Surface Materials Binders

- Surface Materials Reference Manual
- A complete set of swatch cards for hard surfaces, vertical surface fabrics, and seating upholstery

Paint

Steelcase Surfaces

- Applies to:
- Runner table bases

Price Group 1

Smooth Paint

- 4242 Milk

Textured Paint

- 7207 Black
7225 Sand
7236 Fog
7237 Slate
7238 Fieldstone
7239 Midnight
7241 Arctic White
7243 Seagull

Price Group 2

Smooth Metallic Paint

- 4743 Mineral Metallic
4744 Pearl Metallic
4750 Champagne Metallic
4752 Steel Metallic
4788 Gold Dust Metallic
4798 Sterling Metallic
4799 Platinum Metallic
4803 Near Black Metallic

Textured Metallic Paint

- 7245 Carbon Metallic
7246 Midnight Metallic

Metal/Paint

Powder Coat Paint

- 4138 Graphite Gloss
4140 Arctic White Gloss
4141 Platinum Matte
4142 Platinum Gloss
4144 Black Gloss
4145 Milk Gloss
4146 Champagne Matte
4147 Champagne Gloss
4148 Midnight Brown Gloss
7196 Midnight Brown Textured
7197 Anthracite Textured

Polished Aluminum

- 8046 Polished Aluminum

Custom Surfaces

Price Group 3

PerfectMatch

PerfectMatch is a service that allows you to create your own paint color. Refer to the *Surface Materials Reference Manual* for more information about this program.

Laminate

- Applies to:
- Runner table bases

Steelcase Surfaces

High-Pressure Laminate

Fiber Laminate

- 2850 Vanadium Fiber
2851 Rhyme Fiber
2852 Tungsten Fiber
2854 Vellum Fiber
2859 Novell Fiber
2860 Granite Fiber
2861 Coconut Fiber
2862 Stucco Fiber

Micro Laminate

- 2920 Marl Micro
2921 Gypsum Micro
2922 Clay Micro
2923 Shadow Micro

Patina Laminate

- 2870 Blonde Bronze Patina
2871 Blackened Bronze Patina
2873 Instant Iron Patina

Solid Laminate

- 2722 Cream
2730 Arctic White
2746 Black
2759 Warm White
2811 Mist
2826 White Nebula
2829 Poppyseed
2830 Charcoal
2883 Seagull
2884 Milk
2885 Dune
2HMG Merle

Speckle Laminate

- 2820 Coffee Speckle
2822 Woodrose Speckle
2823 Driftwood Speckle
2824 Smoke Speckle
2825 Vanadium Speckle

Tip: Some wood veneer finishes and woodgrain laminates share the same name. Because of the difference in materials, veneers and laminates of the same name are not an exact match but do coordinate with each other.

Woodgrain Laminate

- 2886 Maple
2887 Amber Cherry
2890 Folkstone
2891 Ingot
2892 Ash
2894 Natural Cork
2895 Natural Walnut
2896 Dark Cork
2897 Desert Oak
2898 Satin Stainless
2406 Clear Cherry
2409 Clear Maple
2410 Graphite Walnut
2412 Natural Cherry
2422 Medium Cherry
2511 Winter on Maple
2538 Clear Walnut
2539 Warm Oak
2592 Blonde on Maple
2714 Natural Walnut
2772 Medium Mahogany on Walnut
2HAK Clear Oak
2HAN Ash Noce
2HAT Acacia
2HAW Ash Wenge
2HBN Bisque Noce
2HBW Bisque Wenge
2HCN Clay Noce
2HCW Clay Wenge
2HSN Storm Noce
2HSW Storm Wenge

turnstone Laminate Collection

A selection of laminates and edge bands in this collection are available on Steelcase brand products. This collection is available with standard leadtimes and supported like standard laminates to help make ordering easy. Please see the turnstone section of village.steelcase.com for swatching information.

- 2535 Virginia Walnut
2536 Blackwood
2612 Marbled Maple
2614 Chocolate Walnut
2615 Marbled Cherry

Select Surfaces

High-Pressure Laminate

Textured Woodgrain Laminate

- 2TH2 Fawn Cypress
2TH3 Weathered Char
2TH4 Saddle Oak
2TH5 Veranda Teak
2TH6 Persian Cherry
2TH7 Walnut Heights

Custom Surfaces Open Line Laminate (OLL)

This service allows you to order non-standard laminate with no processing fee (for Runner) per worksurface or top, plus the cost of the laminate.

When processing orders for Open Line laminate on Universal worksurfaces and Universal Storage tops, specify 2900 in the laminate finish field and enter the OLL manufacturer information. Enter the required edge finish as you would a standard laminate.

Edge color for the Open Line laminate on worksurfaces must be determined by the dealer and customer before orders can be entered. Specify appropriate 2K finish number.

Tip: Standard laminates being used in the Open Line Laminate program to obtain a different edge detail will be charged the Open Line laminate upcharge; however, no additional charges for the laminate will be applied.

Laminate Approval and Material Requirements

To confirm whether a particular laminate has already been tested for use on a specific Steelcase product or to determine material square foot requirements:

- Visit www.steelcase.com

For additional information, refer to the *Steelcase Surface Materials Reference Manual*.

Wood

Applies to:
• Runner table tops

Grade 1

Wedge Lay-up — Rift-cut — Low Sheen

- W3DK WC/RC/LS Medium Grey Oak
- W3EK WC/RC/LS Black Brown Oak

Flat-cut — High Sheen

- V10C FC/HS Natural Cherry
- V11C FC/HS Clear Cherry
- V12C FC/HS Medium Amber Cherry
- V13C FC/HS Dark Cherry
- V10M FC/HS Clear Maple
- V11M FC/HS Natural Beech on Maple
- V12M FC/HS Medium Maple
- V10W FC/HS Natural Walnut
- V11W FC/HS Clear Walnut
- V12W FC/HS Medium Walnut
- V13W FC/HS Black Walnut
- V14W FC/HS Dark Walnut

Flat-cut — Low Sheen

- V1AC FC/LS Natural Cherry
- V1AM FC/LS Clear Maple
- V1AW FC/LS Natural Walnut
- V1BC FC/LS Clear Cherry
- V1BM FC/LS Natural Beech on Maple
- V1BW FC/LS Clear Walnut
- V1CC FC/LS Medium Amber Cherry
- V1CM FC/LS Medium Maple
- V1CW FC/LS Medium Walnut
- V1DC FC/LS Dark Cherry
- V1EW FC/LS Dark Walnut

Rift-cut — High Sheen

- V30K RC/HS Natural Oak
- V31K RC/HS Desert Oak
- V32K RC/HS Medium Brown Oak
- V33K RC/HS Medium Gray Oak
- V34K RC/HS Black Brown Oak

Rift-cut — Low Sheen

- V3AK RC/LS Natural Oak
- V3BK RC/LS Desert Oak
- V3CK RC/LS Medium Brown Oak
- V3DK RC/LS Medium Gray Oak
- V3EK RC/LS Black Brown Oak

Wedge Lay-up — Flat-cut — High Sheen (Round Tops 36" or larger, Racetrack)

- W10C WC/FC/HS Natural (Raw) Cherry
- W11C WC/FC/HS Clear Cherry
- W12C WC/FC/HS Medium Amber Cherry
- W13C WC/FC/HS Dark Cherry
- W10M WC/FC/HS Clear Maple
- W11M WC/FC/HS Natural Beech on Maple
- W12M WC/FC/HS Medium Maple
- W10W WC/FC/HS Natural (Raw) Walnut
- W11W WC/FC/HS Clear Walnut
- W12W WC/FC/HS Medium Walnut
- W13W WC/FC/HS Black Walnut
- W14W WC/FC/HS Dark Walnut

Wedge Lay-up — Flat-cut — Low Sheen (Round Tops 36" or larger, Racetrack)

- W1AC WC/FC/LS Natural (Raw) Cherry
- W1BC WC/FC/LS Clear Cherry
- W1CC WC/FC/LS Medium Amber Cherry
- W1DC WC/FC/LS Dark Cherry
- W1AM WC/FC/LS Clear Maple
- W1BM WC/FC/LS Natural Beech on Maple
- W1CM WC/FC/LS Medium Maple
- W1AW WC/FC/LS Natural (Raw) Walnut
- W1BW WC/FC/LS Clear Walnut
- W1CW WC/FC/LS Medium Walnut
- W1EW WC/FC/LS Dark Walnut

Wedge Lay-up — Rift-cut — High Sheen (Round Tops 36" or larger, Racetrack)

- W30K WC/RC/HS Natural (Raw) Oak
- W31K WC/RC/HS Desert Oak
- W32K WC/RC/HS Medium Brown Oak
- W33K WC/RC/HS Medium Gray Oak
- W34K WC/RC/HS Black Brown Oak

Wedge Lay-up — Rift-cut — Low Sheen (Round Tops 36" or larger, Racetrack)

- W3AK WC/RC/LS Natural (Raw) Oak
- W3BK WC/RC/LS Desert Oak
- W3CK WC/RC/LS Medium Brown Oak
- W3DK WC/RC/LS Medium Gray Oak
- W3EK WC/RC/LS Black Brown Oak

Grade 2

Quarter-cut — High Sheen

- V20C QC/HS Natural Cherry
- V21C QC/HS Clear Cherry
- V22C QC/HS Medium Amber Cherry
- V23C QC/HS Dark Cherry
- V20M QC/HS Clear Maple
- V21M QC/HS Natural Beech on Maple
- V22M QC/HS Medium Maple
- V20W QC/HS Natural Walnut
- V21W QC/HS Clear Walnut
- V22W QC/HS Medium Walnut
- V23W QC/HS Black Walnut
- V24W QC/HS Dark Walnut

Quarter-cut — Low Sheen

- V2AC QC/LS Natural Cherry
- V2AM QC/LS Clear Maple
- V2AW QC/LS Natural Walnut
- V2BC QC/LS Clear Cherry
- V2BM QC/LS Natural Beech on Maple
- V2BW QC/LS Clear Walnut
- V2CC QC/LS Medium Amber Cherry
- V2CM QC/LS Medium Maple
- V2CW QC/LS Medium Walnut
- V2DC QC/LS Dark Cherry
- V2EW QC/LS Dark Walnut

Wedge Lay-up — Quarter-cut — High Sheen

- W20C WC/QC/HS Natural (Raw) Cherry
- W21C WC/QC/HS Clear Cherry
- W22C WC/QC/HS Medium Amber Cherry
- W23C WC/QC/HS Dark Cherry
- W20M WC/QC/HS Clear Maple
- W21M WC/QC/HS Natural Beech on Maple
- W22M WC/QC/HS Medium Maple
- W20W WC/QC/HS Natural (Raw) Walnut
- W21W WC/QC/HS Clear Walnut
- W22W WC/QC/HS Medium Walnut
- W23W WC/QC/HS Black Walnut
- W24W WC/QC/HS Dark Walnut

Wedge Lay-up — Quarter-cut — Low Sheen

- W2AC WC/QC/LS Natural (Raw) Cherry
- W2BC WC/QC/LS Cherry Cherry
- W2CC WC/QC/LS Medium Amber Cherry
- W2DC WC/QC/LS Dark Cherry
- W2AM WC/QC/LS Clear Maple
- W2BM WC/QC/LS Natural Beech on Maple
- W2CM WC/QC/LS Medium Maple
- W2AW WC/QC/LS Natural (Raw) Walnut
- W2BW WC/QC/LS Clear Walnut
- W2CW WC/QC/LS Medium Walnut
- W2EW WC/QC/LS Dark Walnut

Steelcase Surfaces

Steelcase carefully selects veneer and solid wood for consistent color and grain structure. Wood is a natural material and variations will occur in color, grain and texture. These variations are part of the inherent natural beauty of wood and are not considered defects.

All wood products will darken with age and exposure to ultraviolet light. This is especially apparent with cherry and maple veneer. We recommend that desk accessories be rearranged periodically to ensure even aging of wood surfaces.

When storing your wood furniture, please follow the following guidelines:

- Do not store products in trailers
- Store products in areas that simulate office temperatures (60°F to 90°F)
- Store products in areas that maintain constant, office-like humidity levels
- Keep product away from light. Cover products to make sure they are not exposed to light.

Veneers are matched for proper balance and consistency. Veneers are available on quarter cut, except for Oak, which is rift cut.

Open-pore finish is a medium gloss finish that leaves the wood grain texture visible to the eye and distinguishable to the touch.

Flat-cut open-pore finish choices

- 3062 FC/OP Graphite Walnut
- 3402 FC/OP Clear Cherry (Aged)
- 3412 FC/OP Natural Cherry
- 3422 FC/OP Medium Cherry
- 3522 FC/OP Clear Maple*
- 3572 FC/OP Amber on Maple
- 3592 FC/OP Blonde on Maple
- 3702 FC/OP Clear Walnut
- 3712 FC/OP Natural Walnut
- 3722 FC/OP Dark Mahogany on Walnut
- 3752 FC/OP Medium Walnut
- 3762 FC/OP Dark Walnut
- 3772 FC/OP Medium Mahogany on Walnut

Surface Materials. continued

Quarter-cut open-pore finish choices

- 3042 QC/OP Ash*
- 3222 QC/OP Clear Maple*
- 3272 QC/OP Amber on Maple
- 3292 QC/OP Blonde on Maple
- 3302 QC/OP Clear Walnut
- 3312 QC/OP Natural Walnut
- 3322 QC/OP Dark Mahogany on Walnut
- 3352 QC/OP Medium Walnut
- 3362 QC/OP Dark Walnut
- 3372 QC/OP Medium Mahogany on Walnut

Rift-cut open-pore finish choices

- 3602 RC/OP Desert Oak
- 3612 RC/OP Warm Oak
- 3692 RC/OP Espresso Oak

*To ensure an understanding of the color ranges and characteristic variations of natural veneer, a sign-off sheet is required prior to orders being accepted for this clear-coat finish. The sign-off sheet is available through Steelcase advertising stock. Please use form number 09-0000756 for 3042, form number 05-0001370 for 3222 and 3224.

Select Surfaces

For information on products within Select Surfaces, including accent paints and fabrics from Designtex, Gabriel, Kvadrat, and Pollack, please refer to the *Surface Materials Reference Manual* or visit steelcase.com/surface-materials under the Select Surfaces section.

Natural Veneer

Natural veneer is available in the Select Surfaces offering. Natural veneer may have extended lead-times. Place your order as you normally would for any other finish, calling out the appropriate finish code.

The following finishes are available through the natural veneer offering:

Wood Group 1

- 35A2 FC/OP Blanch Maple
- 37A2 FC/OP Thunder Walnut

Wood Group 2

- 32A2 QC/OP Blanch Maple
- 33A2 QC/OP Thunder Walnut

Wood Group 3

- 36A2 RC/OP Volcanic Oak

Planked Veneer

Planked veneer is available in the Select Surfaces offering. Planked veneer may have extended lead-times. Place your order as you normally would for any other finish, calling out the appropriate finish code.

The following finishes are available through the planked veneer offering:

Wood Group 1

- 3P61 OP Planked Oak
- 3P71 OP Planked Walnut

Tip: Known for its uniqueness, planked veneer has intentional and natural variations that include, but are not limited to: character marks, grain pattern, color, and natural color aging.

Custom Surfaces

Customiz stain is a service that allows you to create your own stain colors and finishes on standard veneer. Customiz stain color is available on all product lines that offer wood veneer.

A \$500 stain-matching fee applies on CUSTOMIZ requests (Exception: The \$500 fee does not apply on matches to Coalesse standard finishes or for a low-gloss finish request on a standard color). The \$500 fee covers the cost of formulating the Customiz color finish and applies regardless of whether or not an order for product is placed.

In addition, an approval form must be signed to indicate customer acceptance of Customiz match. A \$1,500 initiation fee will be charged prior to first order entry. This initiation fee activates the finish for unlimited use on any Steelcase product for an 18 month time period. After the 18 month time period has lapsed, the Customiz finish may be reactivated for another 18 months for a \$1,000 fee at any point within five years after the \$1,500 initiation fee was paid. If the finish is not reactivated within five years after the \$1,500 initiation fee was paid, the finish will be culled and the customer will need to pay the \$1,500 initiation fee again. All style number related Customiz charges products are no cost as of April 2014. The matching and initiation fees are not discountable.

Customiz stain takes 10 days to formulate. Consult the *Surface Materials Reference Manual* for more information. Custom veneers are also available and must be quoted by Steelcase specials group. Customiz stain on custom veneers takes 2 to 4 weeks to formulate.

Requirements and information on ordering a Customiz stain color are found in the *Surface Materials Reference Manual*.

Plastic

- Applies to:
- Runner table top edges

Convex Vinyl Edge Band

- 6000 Black
- 6607 Woodrose
- 6609 Smoke
- 6655 Warm White

Resources



Lock and Keying Options

Storage, Payback, Currency, and Tour

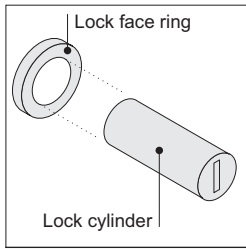
576

Style Number Index

578

Lock and Keying Options

Storage, Payback, Currency, and Tour



Front-removable lock cylinders can be installed or removed in the field with a special tool. This feature allows you to field install lock cylinders after the furniture is installed.

All locks are designated with key numbers. You can specify a key number; however, if you don't specify a key number, the locks in your order will be keyed random.

Two types of locks are available — the standard keying system (FR series) and the master keying system (XF series). All the locks in the XF series can be opened with a single master key.

Standard Keying

All products are standard keyed random.

Step 1

Furniture will be shipped with a plastic shipping plug. Specify lock cylinder and keying options separately. Only products with factory-installed lock mechanisms can accept lock cylinders in the field.

Tip: Be sure to specify a lock color number (9201 Polished Chrome or 9250 Ember Chrome) for the lock face ring.

Step 2

Order enough lock cylinders to fill each lock location. You must also order a lock tool.

Tip: Lock tools are reusable. You don't need to order additional lock tools with every furniture order.

Lock cylinders and the installation tool will be shipped separately so that you can install the locks when you are ready.

To specify lock cylinders, list the total number of lock cylinders that you want with the appropriate style number. If you are specifying key numbers, list the breakdown of the quantity of each key number.

An example of how your order should look is shown below:

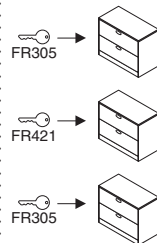
Example:
 10 LOCK9201FR FR320
 5 LOCK9201FR FR350
 15 LOCK9201XF XF1100
 30 Total

1 877102003SR standard lock tool
 1 877102002SR master lock tool

Keying Options

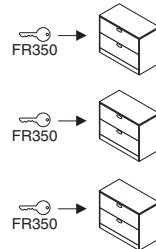
Key random means that the locks will be assigned arbitrarily at the factory with key numbers ranging from FR305 to FR454.

Tip: Random keying can mean that different furniture units will have the same key number. If you must have all locks keyed differently, you should specify key numbers for all locks.

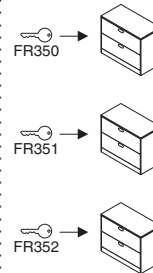


Key specific means that you can specify any key number from FR305 to FR454. This option can be used to key all the furniture units in a workstation or department the same.

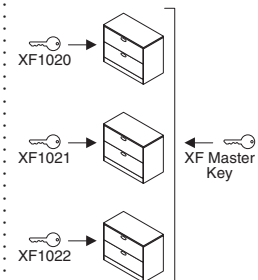
Tip: Designate the quantity per key number in your specification when ordering more than one product with the same style number.



Key consecutive means that you can specify lock numbers in a consecutive order to ensure that no two locks have the same key number until the key sequence repeats. You must select a beginning key number from FR305 to FR454.

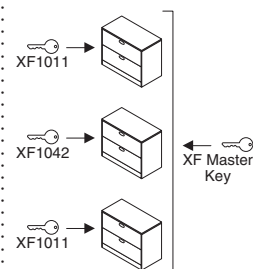


Master key consecutive means that you can specify lock numbers in a consecutive order to ensure that no two locks have the same key number until the key sequence repeats. You must select a beginning key number from XF1001 to XF1150. All the locks in the XF series can be opened with a master key.



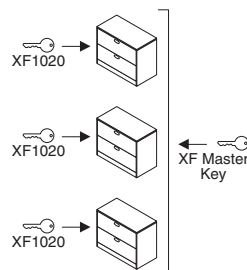
Master key random means that the locks will be assigned arbitrarily at the factory with key numbers ranging from XF1001 to XF1150. All XF locks can be opened with a master key.

Tip: Random keying can mean that different furniture units will have the same key number. If you must have all locks keyed differently, you should specify key numbers for all locks.

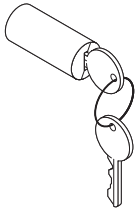


Master key specific means that you can specify any key number from XF1001 to XF1150. All the locks in the XF series can be opened with a master key.

Tip: Designate the quantity per key number in your specification when ordering more than one product with the same style number.



Lock Cylinders



Tip: Lock price is included in price of furniture with locks.

Tip: For replacement lock cylinders, refer to Service Parts.

Tip: Payback is available with FR Series locks only.

Tip: You can change lock cylinders in the field by using the appropriate lock tool.

Standard Includes	Required to Specify
-------------------	---------------------

<ul style="list-style-type: none"> Lock cylinder, keyed random: 9201 Polished Chrome or 9250 Ember Chrome Two keys 	<ul style="list-style-type: none"> 1 Style number 2 Options, if selected (see below)
--	--

Options	Price	Required to Specify
---------	-------	---------------------

Key specific	No cost	Select key number from FR305–FR454.
Key consecutive	No cost	Specify <i>key consecutive</i> and must select beginning key number from FR305–FR454.
Master key random	+\$23 each	Specify <i>master key random</i> .
Master key specific	+\$23 each	Specify key number from XF1001–XF1150.
Master key consecutive	+\$23 each	Specify <i>master key consecutive</i> and must select beginning key number from XF1001–XF1150.

Specification Information		
Color	Style Number	Price

FR Series (Standard Keying System) – Lock Cylinder

Polished Chrome	LOCK9201FR	No cost
Ember Chrome	LOCK9250FR	No cost

Payback FR Series (Standard Keying System) – Lock Cylinder

Polished Chrome	LOCKPB9201FR	No cost
Ember Chrome	LOCKPB9250FR	No cost

Standard Lock Tool

	877102003SR	\$23

XF Series (Master Keying System) – Lock Cylinder

Polished Chrome	LOCK9201XF	No additional cost. Price included in price of furniture with master-keyed locks.
Ember Chrome	LOCK9250XF	No additional cost. Price included in price of furniture with master-keyed locks.

Master Lock Tool

	877102002SR	\$23

Style Number Index

Style Number	Page	Description
000960	512	Runner I-Leg
000960C	512	Runner I-Leg
164958C	568	Runner TR Computer Cart
165128C	568	Runner TR Computer Cart
166128C	568	Runner TR Computer Cart
172951	491	Runner Rectangular Folding T-Base
172951PNP	537	Runner PNP Rect Folding T-Base
172957	483	Runner Rectangular Folding L-Base
172957PNP	521	Runner PNP Rect Folding L-Base
173953	495	Runner Rectangular Folding T-Base
173953PNP	547	Runner PNP Rect Folding T-Base
174958C	569	Runner TR Computer Cart
175128C	569	Runner TR Computer Cart
175129C	570	Runner TR Instructor's Cart
176128C	569	Runner TR Computer Cart
181957	483	Runner Rectangular Folding L-Base
181957PNP	521	Runner PNP Rect Folding L-Base
182951	490	Runner Rectangular Folding L-Base
182951PNP	537	Runner PNP Rect Folding T-Base
182957	483	Runner Rectangular Folding L-Base
182957PNP	521	Runner PNP Rect Folding L-Base
183953	494	Runner Rectangular Folding T-Base
183953PNP	547	Runner PNP Rect Folding T-Base
183959	486	Runner Rectangular Folding L-Base
183959PNP	529	Runner PNP Rect Folding L-Base
184955	498	Runner Rectangular Folding T-Base
184955PNP	555	Runner PNP Rect Folding T-Base
191957	483	Runner Rectangular Folding L-Base
191957PNP	521	Runner PNP Rect Folding L-Base
192951	490	Runner Rectangular Folding T-Base
192951PNP	537	Runner PNP Rect Folding T-Base
192957	483	Runner Rectangular Folding L-Base
192957PNP	521	Runner PNP Rect Folding L-Base
193953	494	Runner Rectangular Folding T-Base
193953PNP	547	Runner PNP Rect Folding T-Base
193959	486	Runner Rectangular Folding L-Base
193959PNP	529	Runner PNP Rect Folding L-Base
194955	498	Runner Rectangular Folding T-Base
194955PNP	555	Runner PNP Rect Folding T-Base
231000	500	Runner Connecting Top
232000	500	Runner Connecting Top
233000	500	Runner Connecting Top
234000	500	Runner Connecting Top
251960	511	Runner I-Leg Racetrack
273960	511	Runner I-Leg Racetrack
275960	511	Runner I-Leg Racetrack
276960	511	Runner I-Leg Racetrack
333948	476	Runner Round Pedestal
333948T	474	Runner Round Café
334948	477	Runner Round Pedestal
334948T	474	Runner Round Café
335949	477	Runner Round Pedestal
336949	477	Runner Round Pedestal
336960	504	Runner I-Leg Round
337960	505	Runner I-Leg Round

Style Number	Page	Description
338960	505	Runner I-Leg Round
339960	505	Runner I-Leg Round
423956	481	Runner Rect Non-Folding L-Base
423956PNP	519	Runner PNP Rect Non-Fold L-Base
430956	481	Runner Rect Non-Folding L-Base
430956PNP	519	Runner PNP Rect Non-Fold L-Base
431949	478	Runner Square Pedestal
440956	481	Runner Rect Non-Folding L-Base
440956PNP	519	Runner PNP Rect Non-Fold L-Base
444950	499	Runner Trapezoid Non-Folding
445952	499	Runner Trapezoid Non-Folding
452960	506	Runner I-Leg Square
455960	509	Runner I-Leg Rectangle
456960	509	Runner I-Leg Rectangle
457960	509	Runner I-Leg Rectangle
458960	509	Runner I-Leg Rectangle
462950	489	Runner Rect Non-Folding T-Base
462950PNP	534	Runner PNP Rect Non-Fold T-Base
462956	481	Runner Rect Non-Folding L-Base
462956PNP	519	Runner PNP Rect Non-Fold L-Base
463950	489	Runner Rect Non-Folding T-Base
463950PNP	534	Runner PNP Rect Non-Fold T-Base
463956	481	Runner Rect Non-Folding L-Base
463956PNP	519	Runner PNP Rect Non-Fold L-Base
464950	489	Runner Rect Non-Folding T-Base
464950PNP	534	Runner PNP Rect Non-Fold T-Base
464956	481	Runner Rect Non-Folding L-Base
464956PNP	519	Runner PNP Rect Non-Fold L-Base
465950	489	Runner Rect Non-Folding T-Base
465950PNP	534	Runner PNP Rect Non-Fold T-Base
465956	481	Runner Rect Non-Folding L-Base
465956PNP	519	Runner PNP Rect Non-Fold L-Base
472952	493	Runner Rect Non-Folding T-Base
472952PNP	543	Runner PNP Rect Non-Fold T-Base
472958	485	Runner Rect Non-Folding L-Base
472958PNP	527	Runner PNP Rect Non-Fold L-Base
473952	493	Runner Rect Non-Folding T-Base
473952PNP	543	Runner PNP Rect Non-Fold T-Base
473958	485	Runner Rect Non-Folding L-Base
473958PNP	527	Runner PNP Rect Non-Fold L-Base
474952	493	Runner Rect Non-Folding T-Base
474952PNP	544	Runner PNP Rect Non-Fold T-Base
474958	485	Runner Rect Non-Folding L-Base
474958PNP	527	Runner PNP Rect Non-Fold L-Base
475952	493	Runner Rect Non-Folding T-Base
475952PNP	544	Runner PNP Rect Non-Fold T-Base
478948	478	Runner Square Pedestal
481949	478	Runner Square Pedestal
483954	497	Runner Rect Non-Folding T-Base
483954PNP	553	Runner PNP Rect Non-Fold T-Base
484954	497	Runner Rect Non-Folding T-Base
484954PNP	553	Runner PNP Rect Non-Fold T-Base
488960	506	Runner I-Leg Square
489960	506	Runner I-Leg Square
793281	457, 559	Mini-Port, Cord

Style Number	Page	Description	Style Number	Page	Description
793284	458, 560	Mini-Port, Hardwire	AKDHE4	462, 565	Ellora, Hardwire
793333RU	502	Runner Mobile Storage Cart	AKDPA4	459, 562	Axil Z, Cord
793381	557	Interport, Cord	AKDPE4	461, 564	Ellora, Cord
793384	558	Interport, Hardwire	AKF483ORLC	434	Akira Rect Flip-Top L-Base
793948	502, 557	Runner Modesty Panel	AKF483ORTC	445	Akira Rect Flip-Top T-Base
793960	502, 557	Runner Modesty Panel	AKF4836RTC	445	Akira Rect Flip-Top T-Base
793972	502	Runner Modesty Panel	AKF6024RLC	434	Akira Rect Flip-Top L-Base
793984	502, 557	Runner Dolly	AKF603ORLC	434	Akira Rect Flip-Top L-Base
877102002SR	577	Master Lock Tool	AKF603ORTC	445	Akira Rect Flip-Top T-Base
877102003SR	577	Standard Lock Tool	AKF6036DTC	451	Akira D-Shape Flip-Top T-Base
AK4820RT	424	Akira Rect Fixed Top T-Base	AKF6036RTC	445	Akira Rect Flip-Top T-Base
AK4820RTA	424	Akira Rect Fixed Top T-Base	AKF7224RLC	434	Akira Rect Flip-Top L-Base
AK4824RL	430	Akira Rect Fixed Top L-Base	AKF723ORLC	434	Akira Rect Flip-Top L-Base
AK4824RLA	430	Akira Rect Fixed Top L-Base	AKF723ORTC	445	Akira Rect Flip-Top T-Base
AK4830DL	447	Akira D-Shape Fixed L-Base	AKF7236RTC	445	Akira Rect Flip-Top T-Base
AK4830DLA	447	Akira D-Shape Fixed L-Base	AKHWM	455	Horizontal Wire Manager
AK4830RL	430	Akira Rect Fixed Top L-Base	AKMOD830	455	Modesty Panel
AK4830RLA	430	Akira Rect Fixed Top L-Base	AKMOD848	455	Modesty Panel
AK4830RT	441	Akira Rect Fixed Top T-Base	AKMOD860	455	Modesty Panel
AK4830RTA	441	Akira Rect Fixed Top T-Base	AKMOD872	455	Modesty Panel
AK4836RT	441	Akira Rect Fixed Top T-Base	AKVWM	456	Vertical Wire Manager
AK4836RTA	441	Akira Rect Fixed Top T-Base	CPRSL	571	Vert Processor Sling, Freestanding
AK6020RT	424	Akira Rect Fixed Top T-Base	FPAEC1BIVI	68	Eyesite Sgl Display Support, Ext Crank Adj
AK6020RTA	424	Akira Rect Fixed Top T-Base	FPAEC2BIVI	68	Eyesite Dual Display Support, Ext Crank Adj
AK6024RL	430	Akira Rect Fixed Top L-Base	FPAELC1BIVI	68	Eyesite Flat Pnl Mon Arm w/Sgl Lptp Sprt
AK6024RLA	430	Akira Rect Fixed Top L-Base	FPAELC2BIVI	69	Eyesite Flat Pnl Mon Arm w/Dual Lptp Sprt
AK603030PL	453	Akira Trapezoid Fixed L-Base	FPCBIVI	69	Eyesite Mounting Brkt, Bivi
AK603030PLA	453	Akira Trapezoid Fixed L-Base	INTHW	561	Interact, Hardwire
AK6030RL	430	Akira Rect Fixed Top L-Base	INTSC	561	Interact, 6' Cord
AK6030RLA	430	Akira Rect Fixed Top L-Base	LOCK9201FR	577	Lock Cylinder
AK6030RT	441	Akira Rect Fixed Top T-Base	LOCK9201XF	577	Lock Cylinder
AK6030RTA	441	Akira Rect Fixed Top T-Base	LOCK9250FR	577	Lock Cylinder
AK6036DT	449	Akira D-Shape Fixed T-Base	LOCK9250XF	577	Lock Cylinder
AK6036DTA	449	Akira D-Shape Fixed T-Base	LOCKPB9201FR	577	Payback Field-Installed Lock
AK6036RT	441	Akira Rect Fixed Top T-Base	LOCKPB9250FR	577	Payback Field-Installed Lock
AK6036RTA	441	Akira Rect Fixed Top T-Base	LPTL30	116	LED Personal Task Light
AK7220RT	424	Akira Rect Fixed Top T-Base	LPTL30NR	116	LED Personal Task Light
AK7220RTA	424	Akira Rect Fixed Top T-Base	LSB24K2	104	Utility2 Shelf Light
AK7224RL	430	Akira Rect Fixed Top L-Base	LSB24KC2	104	Utility2 Shelf Light
AK7224RLA	430	Akira Rect Fixed Top L-Base	LSB24KD2	104	Utility2 Shelf Light
AK7230RL	430	Akira Rect Fixed Top L-Base	LSB24KS2	104	Utility2 Shelf Light
AK7230RLA	430	Akira Rect Fixed Top L-Base	LSB24M2	105	Utility2 Shelf Light
AK7230RT	441	Akira Rect Fixed Top T-Base	LSB24MC2	105	Utility2 Shelf Light
AK7230RTA	441	Akira Rect Fixed Top T-Base	LSB24MD2	105	Utility2 Shelf Light
AK7236RT	441	Akira Rect Fixed Top T-Base	LSB24MS2	105	Utility2 Shelf Light
AK7236RTA	441	Akira Rect Fixed Top T-Base	LSB36K2	104	Utility2 Shelf Light
AK793215	457, 556	Grommet	LSB36KC2	104	Utility2 Shelf Light
AK793335	456, 501	Bar Ganger Package	LSB36KD2	104	Utility2 Shelf Light
AK793365	456	Flex Ganger Package	LSB36KS2	104	Utility2 Shelf Light
AK90D24	454	Akira Corner Connect Top	LSB36M2	105	Utility2 Shelf Light
AK90D30	454	Akira Corner Connect Top	LSB36MC2	105	Utility2 Shelf Light
AK90D36	454	Akira Corner Connect Top	LSB36MD2	105	Utility2 Shelf Light
AKBPIFMH	463, 566	Two-Circuit Hardwire Base Pwr Infeed	LSB36MS2	105	Utility2 Shelf Light
AKBPIFMP20	463, 566	Single-Circuit 20-Amp Plug Base Pwr Infeed	LSB48K2	104	Utility2 Shelf Light
AKDHA4	460, 563	Axil Z, Hardwire	LSB48KC2	104	Utility2 Shelf Light

Style Number Index, continued

Style Number	Page	Description
LSB48KD2	104	Utility2 Shelf Light
LSB48KS2	104	Utility2 Shelf Light
LSB48M2	105	Utility2 Shelf Light
LSB48MC2	105	Utility2 Shelf Light
LSB48MD2	105	Utility2 Shelf Light
LSB48MS2	105	Utility2 Shelf Light
LSM24K	291, 364	Standard Light
LSM24KC	291, 364	Standard Light
LSM24KD	291, 364	Standard Light
LSM36K	291, 364	Standard Light
LSM36KC	291, 364	Standard Light
LSM36KD	291, 364	Standard Light
LSM48K	291, 364	Standard Light
LSM48KC	291, 364	Standard Light
LSM48KD	291, 364	Standard Light
PTDMGB3	362, 413	Pwr Comm Sphere
RWM	501	Runner Vertical Wire Mgr
TS121KBS	363	Keyboard Shelf
TS130TLCWD	363	Center Drawer
TS2ACMH2	64	Bivi Hook
TS2ACMH4	64	Bivi Hook
TS2ACMS	63	Bivi Top Shelf
TS2ACTH	63	Bivi Bottom Shelf
TS2ARCHBH	34	Bivi Bike Hook Arch Mount
TS2ARCHBR	35	Bivi Canopy
TS2ARCHC	35	Bivi Canopy
TS2ARCHMM	33	Bivi Monitor Mount
TS2CTEC	67	Bivi Trough End Cover
TS2CTFC	67	Bivi Trough Floor Cover
TS2HOLDER	36	Bivi Holder
TS2MB14	34	Bivi Markerboard
TS2MB30	34	Bivi Markerboard
TS2ORGANIZE	66	Bivi Organizer
TS2PBT2SF	42	Bivi Accessory Base Power-In
TS2PLANTER	36	Bivi Planter
TS2SCREEN	64	Bivi Screen
TS2WALLBH	34	Bivi Bike Hook Wall Mount
TS30301	130	Jack Task Chair
TS30302	130	Jack Task Chair
TS30303	132	Jack Task Chair
TS30304	132	Jack Task Chair
TS30305	131	Jack Task Chair
TS30311	130	Jack Task Chair
TS30312	130	Jack Task Chair
TS30313	132	Jack Task Chair
TS30314	132	Jack Task Chair
TS30315	131	Jack Task Chair
TS30321	130	Jack Task Chair
TS30322	130	Jack Task Chair
TS30323	132	Jack Task Chair
TS30324	132	Jack Task Chair
TS30325	131	Jack Task Chair
TS30701	157	Scoop Stool
TS30702	157	Scoop Stool
TS30703	158	Scoop Side Chair

Style Number	Page	Description
TS30704	158	Scoop Side Chair
TS31401	135	Jenny Chair
TS31401C	135	Jenny Chair
TS31401CH	135	Jenny Chair
TS31401CT	135	Jenny Chair
TS31401H	135	Jenny Chair
TS31401T	135	Jenny Chair
TS31402	137	Jenny Chair
TS31402C	137	Jenny Chair
TS31403	140	Jenny Chair
TS31403C	140	Jenny Chair
TS31403CH	140	Jenny Chair
TS31403CT	140	Jenny Chair
TS31403H	140	Jenny Chair
TS31403T	140	Jenny Chair
TS31404	140	Jenny Chair
TS31404C	140	Jenny Chair
TS31404CH	140	Jenny Chair
TS31404CT	140	Jenny Chair
TS31404H	140	Jenny Chair
TS31404T	140	Jenny Chair
TS31405	151	Jenny Ottoman
TS31405C	151	Jenny Ottoman
TS31406	143	Jenny Chair
TS31406C	143	Jenny Chair
TS31407	145	Jenny Chair
TS31407C	145	Jenny Chair
TS31408	149	Jenny Chair
TS31409	147	Jenny Chair
TS31410	151	alight Ganging Kit
TS31412	153	Club Low
TS31413	155	Round Low
TS31415H	156	Jenny Occasional Table
TS31415L	156	Jenny Occasional Table
TS31416H	156	Jenny Occasional Table
TS31416L	156	Jenny Occasional Table
TS31426	143	Jenny Chair
TS31426C	143	Jenny Chair
TS31428	149	Jenny Chair
TS31438	149	Jenny Chair
TS34401	123	alight Lounge Ottoman
TS3BC	120	Campfire Big Lounge
TS3FR	125	Footrest
TS3HL	121	Campfire Half Lounge
TS3WG	122	Campfire Wedge
TS40005	373	Groupwork Easel
TS40005MM	373	Groupwork Easel
TS40005TT	373	Groupwork Easel
TS4FL2724TC2	408	Groupwork Table Leg
TS4FL2730TC2	408	Groupwork Table Leg
TS4L27PG	91, 406	Groupwork Post Leg
TS4L27PG4	406	Groupwork Post Leg
TS4L27TG	407	Groupwork T-Leg
TS4L27TG4	407	Groupwork T-Leg
TS4LCTAPG	407	Groupwork Table Leg

Style Number	Page	Description	Style Number	Page	Description
TS4LCTAPG4	408	Groupwork Table Leg	TS4THDR48T	402	Groupwork Table Top
TS4LSHPG	91, 407	Groupwork Post Leg	TS4THDV2448	402	Groupwork Table Top
TS4LSHPG4	407	Groupwork Post Leg	TS4THDV244T	402	Groupwork Table Top
TS4MH36	410	Groupwork Modesty Panel	TS4THDV4896	405	Groupwork Conf Table Top
TS4MH42	410	Groupwork Modesty Panel	TS4THDV489T	405	Groupwork Conf Table Top
TS4MH48	410	Groupwork Modesty Panel	TS4THG2448	401	Groupwork Table Top
TS4MH60	410	Groupwork Modesty Panel	TS4THG3060	401	Groupwork Table Top
TS4MH66	410	Groupwork Modesty Panel	TS4THL2424	401	Groupwork Table Top
TS4MH72	410	Groupwork Modesty Panel	TS4THL3030	401	Groupwork Table Top
TS4MH84	410	Groupwork Modesty Panel	TS4THN1836	401	Groupwork Table Top
TS4S2454	371	Groupwork Screen	TS4THN2448	401	Groupwork Table Top
TS4S2466	371	Groupwork Screen	TS4THN3060	401	Groupwork Table Top
TS4S3054	371	Groupwork Screen	TS4THNC2142	401	Groupwork Table Top
TS4S3066	371	Groupwork Screen	TS4THNC2754	401	Groupwork Table Top
TS4S3654	371	Groupwork Screen	TS4THNC3366	401	Groupwork Table Top
TS4S3666	371	Groupwork Screen	TS4THR1848	400	Groupwork Table Top
TS4S4254	371	Groupwork Screen	TS4THR1860	400	Groupwork Table Top
TS4S4266	371	Groupwork Screen	TS4THR1866	400	Groupwork Table Top
TS4S4854	371	Groupwork Screen	TS4THR1872	400	Groupwork Table Top
TS4S4866	371	Groupwork Screen	TS4THR1884	400	Groupwork Table Top
TS4SR24	372	Groupwork Marker Tray	TS4THR2424	402	Groupwork Table Top
TS4SR30	372	Groupwork Marker Tray	TS4THR2424T	402	Groupwork Table Top
TS4SR36	372	Groupwork Marker Tray	TS4THR2436	400	Groupwork Table Top
TS4SR42	372	Groupwork Marker Tray	TS4THR2442	400	Groupwork Table Top
TS4SR48	372	Groupwork Marker Tray	TS4THR2448	400	Groupwork Table Top
TS4TBASE22	409	Groupwork Table Base	TS4THR2460	400	Groupwork Table Top
TS4TBASE28	409	Groupwork Table Base	TS4THR2466	400	Groupwork Table Top
TS4TBASE285	409	Groupwork Table Base	TS4THR2472	400	Groupwork Table Top
TS4TBL	114	Campfire Big Lamp	TS4THR2484	400	Groupwork Table Top
TS4TCAFE22	409	Groupwork Table Base	TS4THR3030	402	Groupwork Table Top
TS4TCAFE28	409	Groupwork Table Base	TS4THR3030T	402	Groupwork Table Top
TS4TCAFE285	409	Groupwork Table Base	TS4THR3036	400	Groupwork Table Top
TS4TCOF22	409	Groupwork Table Base	TS4THR3042	400	Groupwork Table Top
TS4TCOF28	409	Groupwork Table Base	TS4THR3048	400	Groupwork Table Top
TS4THB48120	404	Groupwork Conf Table Top	TS4THR3060	400	Groupwork Table Top
TS4THB4812T	404	Groupwork Conf Table Top	TS4THR3066	400	Groupwork Table Top
TS4THB48144	404	Groupwork Conf Table Top	TS4THR3072	400	Groupwork Table Top
TS4THB4814T	404	Groupwork Conf Table Top	TS4THR3636	402	Groupwork Table Top
TS4THB4896	404	Groupwork Conf Table Top	TS4THR3636T	402	Groupwork Table Top
TS4THB4896T	404	Groupwork Conf Table Top	TS4THR4242	402	Groupwork Table Top
TS4THD48120	404	Groupwork Conf Table Top	TS4THR4242T	402	Groupwork Table Top
TS4THD4812T	404	Groupwork Conf Table Top	TS4THR48120	404	Groupwork Conf Table Top
TS4THD48144	404	Groupwork Conf Table Top	TS4THR4812T	404	Groupwork Conf Table Top
TS4THD4814T	404	Groupwork Conf Table Top	TS4THR48144	404	Groupwork Conf Table Top
TS4THD4896	404	Groupwork Conf Table Top	TS4THR4814T	404	Groupwork Conf Table Top
TS4THD4896T	404	Groupwork Conf Table Top	TS4THR4848	402	Groupwork Table Top
TS4THDR24	402	Groupwork Table Top	TS4THR4848T	402	Groupwork Table Top
TS4THDR24T	402	Groupwork Table Top	TS4THR4896	404	Groupwork Conf Table Top
TS4THDR30	402	Groupwork Table Top	TS4THR4896T	404	Groupwork Conf Table Top
TS4THDR30T	402	Groupwork Table Top	TS4THRC3636	401	Groupwork Table Top
TS4THDR36	402	Groupwork Table Top	TS4THRC4242	401	Groupwork Table Top
TS4THDR36T	402	Groupwork Table Top	TS4THW1836	401	Groupwork Table Top
TS4THDR42	402	Groupwork Table Top	TS4THW2442	401	Groupwork Table Top
TS4THDR42T	402	Groupwork Table Top	TS4THWK2442	401	Groupwork Table Top
TS4THDR48	402	Groupwork Table Top	TS4TL28	110	Campfire Big Table

Style Number Index, continued

Style Number	Page	Description
TS4TL40	110	Campfire Big Table
TS4TLB48120	404	Groupwork Conf Table Top
TS4TLB4812T	404	Groupwork Conf Table Top
TS4TLB48144	404	Groupwork Conf Table Top
TS4TLB4814T	404	Groupwork Conf Table Top
TS4TLB4896	404	Groupwork Conf Table Top
TS4TLB4896T	404	Groupwork Conf Table Top
TS4TLD48120	404	Groupwork Conf Table Top
TS4TLD4812T	404	Groupwork Conf Table Top
TS4TLD48144	404	Groupwork Conf Table Top
TS4TLD4814T	404	Groupwork Conf Table Top
TS4TLD4896	404	Groupwork Conf Table Top
TS4TLD4896T	404	Groupwork Conf Table Top
TS4TLDR24	402	Groupwork Table Top
TS4TLDR24T	402	Groupwork Table Top
TS4TLDR30	402	Groupwork Table Top
TS4TLDR30T	402	Groupwork Table Top
TS4TLDR36	402	Groupwork Table Top
TS4TLDR36T	402	Groupwork Table Top
TS4TLDR42	402	Groupwork Table Top
TS4TLDR42T	402	Groupwork Table Top
TS4TLDR48	402	Groupwork Table Top
TS4TLDR48T	402	Groupwork Table Top
TS4TLDRW	112	Campfire Table Drawer
TS4TLDV2448	402	Groupwork Table Top
TS4TLDV244T	402	Groupwork Table Top
TS4TLDV4896	405	Groupwork Conf Table Top
TS4TLDV489T	405	Groupwork Conf Table Top
TS4TLG2448	401	Groupwork Table Top
TS4TLG3060	401	Groupwork Table Top
TS4TLL2424	401	Groupwork Table Top
TS4TLL3030	401	Groupwork Table Top
TS4TLN1836	401	Groupwork Table Top
TS4TLN2448	401	Groupwork Table Top
TS4TLN3060	401	Groupwork Table Top
TS4TLNC2142	401	Groupwork Table Top
TS4TLNC2754	401	Groupwork Table Top
TS4TLNC3366	401	Groupwork Table Top
TS4TLR1848	400	Groupwork Table Top
TS4TLR1860	400	Groupwork Table Top
TS4TLR1866	400	Groupwork Table Top
TS4TLR1872	400	Groupwork Table Top
TS4TLR1884	400	Groupwork Table Top
TS4TLR2424	402	Groupwork Table Top
TS4TLR2424T	402	Groupwork Table Top
TS4TLR2436	400	Groupwork Table Top
TS4TLR2442	400	Groupwork Table Top
TS4TLR2448	400	Groupwork Table Top
TS4TLR2460	400	Groupwork Table Top
TS4TLR2466	400	Groupwork Table Top
TS4TLR2472	400	Groupwork Table Top
TS4TLR2484	400	Groupwork Table Top
TS4TLR3030	402	Groupwork Table Top
TS4TLR3030T	402	Groupwork Table Top
TS4TLR3036	400	Groupwork Table Top

Style Number	Page	Description
TS4TLR3042	400	Groupwork Table Top
TS4TLR3048	400	Groupwork Table Top
TS4TLR3060	400	Groupwork Table Top
TS4TLR3066	400	Groupwork Table Top
TS4TLR3072	400	Groupwork Table Top
TS4TLR3636	402	Groupwork Table Top
TS4TLR3636T	402	Groupwork Table Top
TS4TLR4242	402	Groupwork Table Top
TS4TLR4242T	402	Groupwork Table Top
TS4TLR48120	404	Groupwork Conf Table Top
TS4TLR4812T	404	Groupwork Conf Table Top
TS4TLR48144	404	Groupwork Conf Table Top
TS4TLR4814T	404	Groupwork Conf Table Top
TS4TLR4848	402	Groupwork Table Top
TS4TLR4848T	402	Groupwork Table Top
TS4TLR4896	404	Groupwork Conf Table Top
TS4TLR4896T	404	Groupwork Conf Table Top
TS4TLRC3636	401	Groupwork Table Top
TS4TLRC4242	401	Groupwork Table Top
TS4TLT28	111	Campfire Big Table with Trough
TS4TLT40	111	Campfire Big Table with Trough
TS4TLW1836	401	Groupwork Table Top
TS4TLW2442	401	Groupwork Table Top
TS4TLWK2442	401	Groupwork Table Top
TS4TPST	124	Slim Table
TS4TPT	117	Campfire Paper Table
TS4TPTG	118	Campfire Glass
TS4TPTP	117	Campfire Paper Stack
TS4TPWR	126	Campfire Receptacle
TS4TPWR1	126	Campfire Receptacle
TS4TPWRD	126	Campfire Receptacle
TS4TPWRD1	126	Campfire Receptacle
TS4TSCRNL	119	Campfire Screen
TS4TSCRNR	119	Campfire Screen
TS4TSLH	113	Campfire Storage Cabinet
TS4TSRH	113	Campfire Storage Cabinet
TS4TST	125	Skate Table
TS4TSWLH	113	Campfire Storage Cabinet Wardrobe
TS4TSWRH	113	Campfire Storage Cabinet Wardrobe
TS4TVWM28	126	Campfire Cord Cover
TS4TVWM40	126	Campfire Cord Cover
TS4TWP	115	Campfire Personal Table
TS4WIRE	410	Groupwork Wire MT
TS5AA0131717H	258	Payback Desktop Organizer
TS5AA0131717V	258	Payback Desktop Organizer
TS5AB293014	268	C Payback Bkcase
TS5AB293614	268	C Payback Bkcase
TS5AB483014	268	C Payback Bkcase
TS5AB483614	268	C Payback Bkcase
TS5AB663014	268	C Payback Bkcase
TS5AB663614	268	C Payback Bkcase
TS5AB723014	268	C Payback Bkcase
TS5AB723614	268	C Payback Bkcase
TS5AB036	269	C Payback Bkcase
TS5AB03630	269	C Payback Bkcase

Style Number	Page	Description	Style Number	Page	Description
TS5ABO43	269	C Payback Bkcase	TS5ACL2060L	229	C Payback Cred
TS5ABO4330	269	C Payback Bkcase	TS5ACL2060R	229	C Payback Cred
TS5ABR2024	217	C Payback Bridge	TS5ACL2066L	229	C Payback Cred
TS5ABR2030	217	C Payback Bridge	TS5ACL2066R	229	C Payback Cred
TS5ABR2036	217	C Payback Bridge	TS5ACL2072L	229	C Payback Cred
TS5ABR2042	217	C Payback Bridge	TS5ACL2072R	229	C Payback Cred
TS5ABR2048	217	C Payback Bridge	TS5ACL2460L	229	C Payback Cred
TS5ABR2054	217	C Payback Bridge	TS5ACL2460R	229	C Payback Cred
TS5ABR2060	217	C Payback Bridge	TS5ACL2466L	229	C Payback Cred
TS5ABR2424	217	C Payback Bridge	TS5ACL2466R	229	C Payback Cred
TS5ABR2430	217	C Payback Bridge	TS5ACL2472L	229	C Payback Cred
TS5ABR2436	217	C Payback Bridge	TS5ACL2472R	229	C Payback Cred
TS5ABR2442	217	C Payback Bridge	TS5ACLL2072	229	C Payback Cred
TS5ABR2448	217	C Payback Bridge	TS5ACLL2472	229	C Payback Cred
TS5ABR2454	217	C Payback Bridge	TS5ACS2060L	227	C Payback Cred
TS5ABR2460	217	C Payback Bridge	TS5ACS2060R	227	C Payback Cred
TS5ABS3014	269	Payback Shelf	TS5ACS2066	225	C Payback Cred
TS5ABS3614	269	Payback Shelf	TS5ACS2066L	227	C Payback Cred
TS5AC304F	243	C Payback Strg Cab	TS5ACS2066R	227	C Payback Cred
TS5AC30F	243	C Payback Strg Cab	TS5ACS2072	225	C Payback Cred
TS5AC30M	244	C Payback Strg Cab	TS5ACS2072L	227	C Payback Cred
TS5ACAB4F	243	C Payback Strg Cab	TS5ACS2072R	227	C Payback Cred
TS5ACABF	243	C Payback Strg Cab	TS5ACS2460L	227	C Payback Cred
TS5ACABM	244	C Payback Strg Cab	TS5ACS2460R	227	C Payback Cred
TS5ACB2066L	209	C Payback Shell	TS5ACS2466	225	C Payback Cred
TS5ACB2066R	209	C Payback Shell	TS5ACS2466L	227	C Payback Cred
TS5ACB2072L	209	C Payback Shell	TS5ACS2466R	227	C Payback Cred
TS5ACB2072R	209	C Payback Shell	TS5ACS2472	225	C Payback Cred
TS5ACB2078L	209	C Payback Shell	TS5ACS2472L	227	C Payback Cred
TS5ACB2078R	209	C Payback Shell	TS5ACS2472R	227	C Payback Cred
TS5ACB2466L	209	C Payback Shell	TS5ACSB2448B	233	Classic Payback Buffet Credenza
TS5ACB2466R	209	C Payback Shell	TS5ACSB2448P	233	Classic Payback Buffet Credenza
TS5ACB2472L	209	C Payback Shell	TS5ACSB2466B	233	Classic Payback Buffet Credenza
TS5ACB2472R	209	C Payback Shell	TS5ACSB2466P	233	Classic Payback Buffet Credenza
TS5ACB2478L	209	C Payback Shell	TS5ACSB2478B	233	Classic Payback Buffet Credenza
TS5ACB2478R	209	C Payback Shell	TS5ACSB2478P	233	Classic Payback Buffet Credenza
TS5ACD2066	225	C Payback Cred	TS5ACSL2066	231	C Payback Cred
TS5ACD2072	225	C Payback Cred	TS5ACSL2072	231	C Payback Cred
TS5ACD2466	225	C Payback Cred	TS5ACSL2466	231	C Payback Cred
TS5ACD2472	225	C Payback Cred	TS5ACSL2472	231	C Payback Cred
TS5ACD36364	252	C Payback OH Cab	TS5ACSR2066	231	C Payback Cred
TS5ACD42424	252	C Payback OH Cab	TS5ACSR2072	231	C Payback Cred
TS5ACD48484	252	C Payback OH Cab	TS5ACSR2466	231	C Payback Cred
TS5ACE2060L	209	C Payback Shell	TS5ACSR2472	231	C Payback Cred
TS5ACE2060R	209	C Payback Shell	TS5ACSS2066	231	C Payback Cred
TS5ACE2066L	209	C Payback Shell	TS5ACSS2072	231	C Payback Cred
TS5ACE2066R	209	C Payback Shell	TS5ACSS2466	231	C Payback Cred
TS5ACE2072L	209	C Payback Shell	TS5ACSS2472	231	C Payback Cred
TS5ACE2072R	209	C Payback Shell	TS5ACTRD	289	C Payback Drawer
TS5ACE2460L	209	C Payback Shell	TS5ADF2448	218	C Payback D Wksf
TS5ACE2460R	209	C Payback Shell	TS5ADF2454	218	C Payback D Wksf
TS5ACE2466L	209	C Payback Shell	TS5ADF2460	218	C Payback D Wksf
TS5ACE2466R	209	C Payback Shell	TS5ADF2466	218	C Payback D Wksf
TS5ACE2472L	209	C Payback Shell	TS5ADF3048	218	C Payback D Wksf
TS5ACE2472R	209	C Payback Shell	TS5ADF3054	218	C Payback D Wksf

Style Number Index, continued

Style Number	Page	Description
TS5ADF3060	218	C Payback D Wksf
TS5ADF3066	218	C Payback D Wksf
TS5ADF3072	218	C Payback D Wksf
TS5ADF3666	218	C Payback D Wksf
TS5ADF3672	218	C Payback D Wksf
TS5ADM3060	218	C Payback D Wksf
TS5ADM3066	218	C Payback D Wksf
TS5ADM3072	218	C Payback D Wksf
TS5ADM3672	218	C Payback D Wksf
TS5ADP3060	199	C Payback Desk
TS5ADP3066	199	C Payback Desk
TS5ADP3072	199	C Payback Desk
TS5ADP3672	199	C Payback Desk
TS5ADS2448	219	C Payback D Wksf
TS5ADS2454	219	C Payback D Wksf
TS5ADS2460	219	C Payback D Wksf
TS5ADS2466	219	C Payback D Wksf
TS5ADS3048	219	C Payback D Wksf
TS5ADS3054	219	C Payback D Wksf
TS5ADS3060	219	C Payback D Wksf
TS5ADS3066	219	C Payback D Wksf
TS5ADS3072	219	C Payback D Wksf
TS5ADS3666	219	C Payback D Wksf
TS5ADS3672	219	C Payback D Wksf
TS5ADW3666	199	C Payback Desk
TS5ADW4272	199	C Payback Desk
TS5AEB2066L	209	E Payback Shell
TS5AEB2066R	209	E Payback Shell
TS5AEB2072L	209	E Payback Shell
TS5AEB2072R	209	E Payback Shell
TS5AEB2078L	209	E Payback Shell
TS5AEB2078R	209	E Payback Shell
TS5AEB2466L	209	E Payback Shell
TS5AEB2466R	209	E Payback Shell
TS5AEB2472L	209	E Payback Shell
TS5AEB2472R	209	E Payback Shell
TS5AEB2478L	209	E Payback Shell
TS5AEB2478R	209	E Payback Shell
TS5AEB293014	268	E Payback Bkcase
TS5AEB293614	268	E Payback Bkcase
TS5AEB483014	268	E Payback Bkcase
TS5AEB483614	268	E Payback Bkcase
TS5AEB663014	268	E Payback Bkcase
TS5AEB663614	268	E Payback Bkcase
TS5AEB723014	268	E Payback Bkcase
TS5AEB723614	268	E Payback Bkcase
TS5AEB036	269	E Payback Bkcase
TS5AEB03630	269	E Payback Bkcase
TS5AEB043	269	E Payback Bkcase
TS5AEB04330	269	E Payback Bkcase
TS5AEBR2024	217	E Payback Bridge
TS5AEBR2030	217	E Payback Bridge
TS5AEBR2036	217	E Payback Bridge
TS5AEBR2042	217	E Payback Bridge
TS5AEBR2048	217	E Payback Bridge

Style Number	Page	Description
TS5AEBR2054	217	E Payback Bridge
TS5AEBR2060	217	E Payback Bridge
TS5AEBR2424	217	E Payback Bridge
TS5AEBR2430	217	E Payback Bridge
TS5AEBR2436	217	E Payback Bridge
TS5AEBR2442	217	E Payback Bridge
TS5AEBR2448	217	E Payback Bridge
TS5AEBR2454	217	E Payback Bridge
TS5AEBR2460	217	E Payback Bridge
TS5AEC2060L	227	E Payback Cred
TS5AEC2060R	227	E Payback Cred
TS5AEC2066L	227	E Payback Cred
TS5AEC2066R	227	E Payback Cred
TS5AEC2460L	227	E Payback Cred
TS5AEC2460R	227	E Payback Cred
TS5AEC2466L	227	E Payback Cred
TS5AEC2466R	227	E Payback Cred
TS5AEC2472L	227	E Payback Cred
TS5AEC2472R	227	E Payback Cred
TS5AEC304F	243	Executive Payback Storage Cabinet
TS5AEC30F	243	Executive Payback Storage Cabinet
TS5AEC30M	244	Executive Payback Storage Cabinet
TS5AECAB4F	243	E Payback Strg Cab
TS5AECABF	243	E Payback Strg Cab
TS5AECABM	244	E Payback Strg Cab
TS5AECB448B	233	Executive Payback Buffet Credenza
TS5AECB448P	233	Executive Payback Buffet Credenza
TS5AECB466B	233	Executive Payback Buffet Credenza
TS5AECB466P	233	Executive Payback Buffet Credenza
TS5AECB478B	233	Executive Payback Buffet Credenza
TS5AECB478P	233	Executive Payback Buffet Credenza
TS5AEC466	231	E Payback Cred
TS5AEC472	231	E Payback Cred
TS5AEC66	231	E Payback Cred
TS5AEC72	231	E Payback Cred
TS5AECCL466	231	E Payback Cred
TS5AECCL472	231	E Payback Cred
TS5AECCL66	231	E Payback Cred
TS5AECCL72	231	E Payback Cred
TS5AECD2066	225	E Payback Cred
TS5AECD2466	225	E Payback Cred
TS5AECD2472	225	E Payback Cred
TS5AECD72	225	E Payback Cred
TS5AECL460L	229	E Payback Cred
TS5AECL460R	229	E Payback Cred
TS5AECL466L	229	E Payback Cred
TS5AECL466R	229	E Payback Cred
TS5AECL472L	229	E Payback Cred
TS5AECL472R	229	E Payback Cred
TS5AECL60L	229	E Payback Cred
TS5AECL60R	229	E Payback Cred
TS5AECL66L	229	E Payback Cred
TS5AECL66R	229	E Payback Cred
TS5AECL72L	229	E Payback Cred
TS5AECL72R	229	E Payback Cred

Style Number	Page	Description	Style Number	Page	Description
TS5AECLC466	231	E Payback Cred	TS5AEE2072R	209	E Payback Shell
TS5AECLC472	231	E Payback Cred	TS5AEE2460L	209	E Payback Shell
TS5AECLC66	231	E Payback Cred	TS5AEE2460R	209	E Payback Shell
TS5AECLC72	231	E Payback Cred	TS5AEE2466L	209	E Payback Shell
TS5AECLL472	229	E Payback Cred	TS5AEE2466R	209	E Payback Shell
TS5AECLL72	229	E Payback Cred	TS5AEE2472L	209	E Payback Shell
TS5AECLR1836	211	E Payback Shell	TS5AEE2472R	209	E Payback Shell
TS5AECLR2036	211	E Payback Shell	TS5AEFOBF	235	E Payback Pedestal
TS5AECLR2436	211	E Payback Shell	TS5AEFR2448	223	E Payback Rect Wksf
TS5AECLR2442	211	E Payback Shell	TS5AEFR2454	223	E Payback Rect Wksf
TS5AECLR2448	211	E Payback Shell	TS5AEFR2460	223	E Payback Rect Wksf
TS5AECLR3042	211	E Payback Shell	TS5AEFR2466	223	E Payback Rect Wksf
TS5AECLR3048	211	E Payback Shell	TS5AEFR3048	223	E Payback Rect Wksf
TS5AECS72L	227	E Payback Cred	TS5AEFR3054	223	E Payback Rect Wksf
TS5AECS72R	227	E Payback Cred	TS5AEFR3060	223	E Payback Rect Wksf
TS5AECX2066	225	E Payback Cred	TS5AEFR3066	223	E Payback Rect Wksf
TS5AECX2466	225	E Payback Cred	TS5AEFR3072	223	E Payback Rect Wksf
TS5AECX2472	225	E Payback Cred	TS5AEFR3666	223	E Payback Rect Wksf
TS5AECX72	225	E Payback Cred	TS5AEFR3672	223	E Payback Rect Wksf
TS5AED3060	199	E Payback Desk	TS5AEFSBB	235	E Payback Pedestal
TS5AED3066	199	E Payback Desk	TS5AEFSBBF	235	E Payback Pedestal
TS5AED3072	199	E Payback Desk	TS5AEFSBF	235	E Payback Pedestal
TS5AED3672	199	E Payback Desk	TS5AEFSF	235	E Payback Pedestal
TS5AED3684	199	E Payback Desk	TS5AEFSFF	235	E Payback Pedestal
TS5AEDF2448	218	E Payback D Wksf	TS5AEHSCL4F	243	E Payback Strg Cab
TS5AEDF2454	218	E Payback D Wksf	TS5AEHSCLF	243	E Payback Strg Cab
TS5AEDF2460	218	E Payback D Wksf	TS5AEHSCLM	244	E Payback Strg Cab
TS5AEDF2466	218	E Payback D Wksf	TS5AEJ2466L	214	E Payback Shell
TS5AEDF3048	218	E Payback D Wksf	TS5AEJ2466R	214	E Payback Shell
TS5AEDF3054	218	E Payback D Wksf	TS5AEJ2472L	214	E Payback Shell
TS5AEDF3060	218	E Payback D Wksf	TS5AEJ2472R	214	E Payback Shell
TS5AEDF3066	218	E Payback D Wksf	TS5AEJ2478L	214	E Payback Shell
TS5AEDF3072	218	E Payback D Wksf	TS5AEJ2478R	214	E Payback Shell
TS5AEDF3666	218	E Payback D Wksf	TS5AEL30F2	239	E Payback Lat File
TS5AEDF3672	218	E Payback D Wksf	TS5AEL30M2	240	E Payback Lat File
TS5AEDM3060	218	E Payback D Wksf	TS5AEL430F2	239	E Payback Lat File
TS5AEDM3066	218	E Payback D Wksf	TS5AEL436F2	239	E Payback Lat File
TS5AEDM3072	218	E Payback D Wksf	TS5AELATF2	239	E Payback Lat File
TS5AEDM3672	218	E Payback D Wksf	TS5AELATF3	239	E Payback Lat File
TS5AEDS2448	219	E Payback D Wksf	TS5AELATF4	239	E Payback Lat File
TS5AEDS2454	219	E Payback D Wksf	TS5AELATM2	240	E Payback Lat File
TS5AEDS2460	219	E Payback D Wksf	TS5AELECT	280	E Payback Lectern
TS5AEDS2466	219	E Payback D Wksf	TS5AEMBBF	237	E Payback Pedestal
TS5AEDS3048	219	E Payback D Wksf	TS5AEMBF	237	E Payback Pedestal
TS5AEDS3054	219	E Payback D Wksf	TS5AEMFF	237	E Payback Pedestal
TS5AEDS3060	219	E Payback D Wksf	TS5AEMOBF	237	E Payback Pedestal
TS5AEDS3066	219	E Payback D Wksf	TS5AEMR3060	223	E Payback Rect Wksf
TS5AEDS3072	219	E Payback D Wksf	TS5AEMR3066	223	E Payback Rect Wksf
TS5AEDS3666	219	E Payback D Wksf	TS5AEMR3072	223	E Payback Rect Wksf
TS5AEDS3672	219	E Payback D Wksf	TS5AEMR3672	223	E Payback Rect Wksf
TS5AEE2060L	209	E Payback Shell	TS5AEMRSC20	281	E Payback Svc Cart
TS5AEE2060R	209	E Payback Shell	TS5AEMRSC32	281	E Payback Svc Cart
TS5AEE2066L	209	E Payback Shell	TS5AEN2430	213	E Payback Shell
TS5AEE2066R	209	E Payback Shell	TS5AEN2436	213	E Payback Shell
TS5AEE2072L	209	E Payback Shell	TS5AEN2442	213	E Payback Shell

Style Number Index, continued

Style Number	Page	Description
TS5AEN2448	213	E Payback Shell
TS5AEN2454	213	E Payback Shell
TS5AEN2460	213	E Payback Shell
TS5AEN2466	213	E Payback Shell
TS5AEN2472	213	E Payback Shell
TS5AEN2478	213	E Payback Shell
TS5AEN2484	213	E Payback Shell
TS5AEN2496	213	E Payback Shell
TS5AEN3030	213	E Payback Shell
TS5AEN3036	213	E Payback Shell
TS5AEN3042	213	E Payback Shell
TS5AEN3048	213	E Payback Shell
TS5AEN3054	213	E Payback Shell
TS5AEN3060	213	E Payback Shell
TS5AEN3066	213	E Payback Shell
TS5AEN3072	213	E Payback Shell
TS5AEN3078	213	E Payback Shell
TS5AEN3084	213	E Payback Shell
TS5AEN3096	213	E Payback Shell
TS5AEO36364	252	E Payback OH Cab
TS5AEO42424	252	E Payback OH Cab
TS5AEO48484	252	E Payback OH Cab
TS5AEOH30	247	E Payback OH Cab
TS5AEOH3043	247	E Payback OH Cab
TS5AEOH3043B	249	E Payback Two Doors
TS5AEOH30X	251	E Payback OH Cab
TS5AEOH30X4	251	E Payback OH Cab
TS5AEOH36	247	E Payback OH Cab
TS5AEOH3636	252	E Payback OH Cab
TS5AEOH3643	247	E Payback OH Cab
TS5AEOH3643B	249	E Payback Two Doors
TS5AEOH36X	251	E Payback OH Cab
TS5AEOH36X4	251	E Payback OH Cab
TS5AEOH42	247	E Payback OH Cab
TS5AEOH4242	252	E Payback OH Cab
TS5AEOH4243	247	E Payback OH Cab
TS5AEOH4243B	249	E Payback Two Doors
TS5AEOH42X	251	E Payback OH Cab
TS5AEOH42X4	251	E Payback OH Cab
TS5AEOH48	247	E Payback OH Cab
TS5AEOH4843	247	E Payback OH Cab
TS5AEOH4843B	249	E Payback Three Doors
TS5AEOH4848	252	E Payback OH Cab
TS5AEOH48X	251	E Payback OH Cab
TS5AEOH48X4	251	E Payback OH Cab
TS5AEOH54	247	E Payback OH Cab
TS5AEOH5443	247	E Payback OH Cab
TS5AEOH5443B	249	E Payback Four Doors
TS5AEOH54X	251	E Payback OH Cab
TS5AEOH54X4	251	E Payback OH Cab
TS5AEOH60	247	E Payback OH Cab
TS5AEOH6043	247	E Payback OH Cab
TS5AEOH6043B	249	E Payback Four Doors
TS5AEOH60X	251	E Payback OH Cab
TS5AEOH60X4	251	E Payback OH Cab

Style Number	Page	Description
TS5AEOH66	247	E Payback OH Cab
TS5AEOH6643	247	E Payback OH Cab
TS5AEOH6643B	249	E Payback Four Doors
TS5AEOH66X	251	E Payback OH Cab
TS5AEOH66X4	251	E Payback OH Cab
TS5AEOH72	247	E Payback OH Cab
TS5AEOH7243	247	E Payback OH Cab
TS5AEOH7243B	249	E Payback Four Doors
TS5AEOH72X	251	E Payback OH Cab
TS5AEOH72X4	251	E Payback OH Cab
TS5AEOH78	247	E Payback OH Cab
TS5AEOH7843	247	E Payback OH Cab
TS5AEOH7843B	249	E Payback Four Doors
TS5AEOH78X	251	E Payback OH Cab
TS5AEOH78X4	251	E Payback OH Cab
TS5AEPF4260L	221	E Payback P Wksf
TS5AEPF4260R	221	E Payback P Wksf
TS5AEPF4266L	221	E Payback P Wksf
TS5AEPF4266R	221	E Payback P Wksf
TS5AEPF4272L	221	E Payback P Wksf
TS5AEPF4272R	221	E Payback P Wksf
TS5AEPM4260L	221	E Payback P Wksf
TS5AEPM4260R	221	E Payback P Wksf
TS5AEPM4266L	221	E Payback P Wksf
TS5AEPM4266R	221	E Payback P Wksf
TS5AEPM4272L	221	E Payback P Wksf
TS5AEPM4272R	221	E Payback P Wksf
TS5AEPS4260L	222	E Payback P Wksf
TS5AEPS4260R	222	E Payback P Wksf
TS5AEPS4266L	222	E Payback P Wksf
TS5AEPS4266R	222	E Payback P Wksf
TS5AEPS4272L	222	E Payback P Wksf
TS5AEPS4272R	222	E Payback P Wksf
TS5AEQ1636L	271	Quarter-Round Bookcase
TS5AEQ1636R	271	E Payback Bkcase
TS5AEQ1643L	271	E Payback Bkcase
TS5AEQ1643R	271	E Payback Bkcase
TS5AEQ1666L	271	E Payback Bkcase
TS5AEQ1666R	271	E Payback Bkcase
TS5AEQ1672L	271	E Payback Bkcase
TS5AEQ1672R	271	E Payback Bkcase
TS5AEQ2029L	271	E Payback Bkcase
TS5AEQ2029R	271	E Payback Bkcase
TS5AEQ2066L	271	E Payback Bkcase
TS5AEQ2066R	271	E Payback Bkcase
TS5AEQ2429L	271	E Payback Bkcase
TS5AEQ2429R	271	E Payback Bkcase
TS5AEQ2466L	271	E Payback Bkcase
TS5AEQ2466R	271	E Payback Bkcase
TS5AEQ2472L	271	E Payback Bkcase
TS5AEQ2472R	271	E Payback Bkcase
TS5AEQS2029L	270	E Payback Quarter Bkcase
TS5AEQS2029R	270	E Payback Quarter Bkcase
TS5AEQS2065L	270	E Payback Quarter Bkcase
TS5AEQS2065R	270	E Payback Quarter Bkcase

Style Number	Page	Description	Style Number	Page	Description
TS5AEQS2072L	270	E Payback Quarter Bkcase	TS5AERS2060	207	E Payback Shell
TS5AEQS2072R	270	E Payback Quarter Bkcase	TS5AERS2066	207	E Payback Shell
TS5AEQS2429L	270	E Payback Quarter Bkcase	TS5AERS2072	207	E Payback Shell
TS5AEQS2429R	270	E Payback Quarter Bkcase	TS5AERS2078	207	E Payback Shell
TS5AEQS2465L	270	E Payback Quarter Bkcase	TS5AERS2084	207	E Payback Shell
TS5AEQS2465R	270	E Payback Quarter Bkcase	TS5AERS2096	207	E Payback Shell
TS5AEQS2472L	270	E Payback Quarter Bkcase	TS5AERS2430	207	E Payback Shell
TS5AEQS2472R	270	E Payback Quarter Bkcase	TS5AERS2436	207	E Payback Shell
TS5AER2036L	203	E Payback Return	TS5AERS2442	207	E Payback Shell
TS5AER2036R	203	E Payback Return	TS5AERS2448	207	E Payback Shell
TS5AER2042L	203	E Payback Return	TS5AERS2454	207	E Payback Shell
TS5AER2042R	203	E Payback Return	TS5AERS2460	207	E Payback Shell
TS5AER2048L	203	E Payback Return	TS5AERS2466	207	E Payback Shell
TS5AER2048R	203	E Payback Return	TS5AERS2472	207	E Payback Shell
TS5AER2054L	203	E Payback Return	TS5AERS2478	207	E Payback Shell
TS5AER2054R	203	E Payback Return	TS5AERS2484	207	E Payback Shell
TS5AER2060L	203	E Payback Return	TS5AERS2496	207	E Payback Shell
TS5AER2060R	203	E Payback Return	TS5AERS3030	207	E Payback Shell
TS5AER2436L	203	E Payback Return	TS5AERS3036	207	E Payback Shell
TS5AER2436R	203	E Payback Return	TS5AERS3042	207	E Payback Shell
TS5AER2442L	203	E Payback Return	TS5AERS3048	207	E Payback Shell
TS5AER2442R	203	E Payback Return	TS5AERS3054	207	E Payback Shell
TS5AER2448L	203	E Payback Return	TS5AERS3060	207	E Payback Shell
TS5AER2448R	203	E Payback Return	TS5AERS3066	207	E Payback Shell
TS5AER2454L	203	E Payback Return	TS5AERS3072	207	E Payback Shell
TS5AER2454R	203	E Payback Return	TS5AERS3078	207	E Payback Shell
TS5AER2460L	203	E Payback Return	TS5AERS3084	207	E Payback Shell
TS5AER2460R	203	E Payback Return	TS5AERS3096	207	E Payback Shell
TS5AERD66L	205	E Payback Desk	TS5AERS3672	207	E Payback Shell
TS5AERD66R	205	E Payback Desk	TS5AERT2036	283, 384	E Payback Table Top
TS5AERD72L	205	E Payback Desk	TS5AERT2042	283, 384	E Payback Table Top
TS5AERD72R	205	E Payback Desk	TS5AERT2048	283, 384	E Payback Table Top
TS5AERG30	215	E Payback Gallery	TS5AERT2054	283, 384	E Payback Table Top
TS5AERG36	215	E Payback Gallery	TS5AERT2060	283, 384	E Payback Table Top
TS5AERG3636	215	E Payback Gallery	TS5AERT2066	283, 384	E Payback Table Top
TS5AERG42	215	E Payback Gallery	TS5AERT2072	283, 384	E Payback Table Top
TS5AERG4242	215	E Payback Gallery	TS5AERT2436	283, 384	E Payback Table Top
TS5AERG48	215	E Payback Gallery	TS5AERT2442	283, 384	E Payback Table Top
TS5AERG4848	215	E Payback Gallery	TS5AERT2448	283, 384	E Payback Table Top
TS5AERG54	215	E Payback Gallery	TS5AERT2454	283, 384	E Payback Table Top
TS5AERG60	215	E Payback Gallery	TS5AERT2460	283	E Payback Table Top
TS5AERG66	215	E Payback Gallery	TS5AERT2466	283	E Payback Table Top
TS5AERG72	215	E Payback Gallery	TS5AERT2472	283	E Payback Table Top
TS5AERG78	215	E Payback Gallery	TS5AERT3036	283	E Payback Table Top
TS5AERG84	215	E Payback Gallery	TS5AERT3042	283	E Payback Table Top
TS5AERG96	215	E Payback Gallery	TS5AERT3048	283	E Payback Table Top
TS5AERR42L	205	E Payback Return	TS5AERT3054	283	E Payback Table Top
TS5AERR42R	205	E Payback Return	TS5AERT3060	283	E Payback Table Top
TS5AERR48L	205	E Payback Return	TS5AERT3066	283	E Payback Table Top
TS5AERR48R	205	E Payback Return	TS5AERT3072	283	E Payback Table Top
TS5AERS2030	207	E Payback Shell	TS5AES3048L	201	E Payback Desk
TS5AERS2036	207	E Payback Shell	TS5AES3048R	201	E Payback Desk
TS5AERS2042	207	E Payback Shell	TS5AES3054L	201	E Payback Desk
TS5AERS2048	207	E Payback Shell	TS5AES3054R	201	E Payback Desk
TS5AERS2054	207	E Payback Shell	TS5AES3060L	201	E Payback Desk

Style Number Index, continued

Style Number	Page	Description
TS5AES3060R	201	E Payback Desk
TS5AES3066L	201	E Payback Desk
TS5AES3066R	201	E Payback Desk
TS5AES3072L	201	E Payback Desk
TS5AES3072R	201	E Payback Desk
TS5AES3672L	201	E Payback Desk
TS5AES3672R	201	E Payback Desk
TS5AESCL2	267	E Payback Strg Cab
TS5AESCL20306	267	E Payback Strg Cab
TS5AESCL20307	267	E Payback Strg Cab
TS5AESCL207	267	E Payback Strg Cab
TS5AESCL24306	267	E Payback Strg Cab
TS5AESCL24307	267	E Payback Strg Cab
TS5AESCL246	267	E Payback Strg Cab
TS5AESCL247	267	E Payback Strg Cab
TS5AESCS	265	E Payback Strg Cab
TS5AESCS207	265	E Payback Strg Cab
TS5AESCS246	265	E Payback Strg Cab
TS5AESCS247	265	E Payback Strg Cab
TS5AESCTRDL	263	E Payback Wrdb Cab
TS5AESCTRDR	263	E Payback Wrdb Cab
TS5AESCTRL	263	E Payback Wrdb Cab
TS5AESCTRR	263	E Payback Wrdb Cab
TS5AESCW	265	E Payback Wrdb Cab
TS5AESCW207	265	E Payback Wrdb Cab
TS5AESCW246	265	E Payback Wrdb Cab
TS5AESCW247	265	E Payback Wrdb Cab
TS5AESW2065	265	E Payback Wrdb Cab
TS5AESW2072	265	E Payback Wrdb Cab
TS5AESW2465	265	E Payback Wrdb Cab
TS5AESW2472	265	E Payback Wrdb Cab
TS5AETB120	387	E Payback Table Top
TS5AETB144	387	E Payback Table Top
TS5AETB168	387	E Payback Table Top
TS5AETB96	387	E Payback Table Top
TS5AETCT	395	E Payback Table
TS5AETCT30	397	E Payback Table
TS5AETCT42	395	E Payback Table
TS5AETCTL	396	E Payback Table
TS5AETCTL42	396	E Payback Table
TS5AETD206L	263	E Payback Wrdb Cab
TS5AETD206R	263	E Payback Wrdb Cab
TS5AETD207L	263	E Payback Wrdb Cab
TS5AETD207R	263	E Payback Wrdb Cab
TS5AETD247L	263	E Payback Wrdb Cab
TS5AETD247R	263	E Payback Wrdb Cab
TS5AETDE24	288	E Payback Table
TS5AETDE30	288	E Payback Table
TS5AETET	397	E Payback Table
TS5AETETL	398	E Payback Table
TS5AETETL30	398	E Payback Table
TS5AETPT	286	E Payback Table
TS5AETR120	386	E Payback Table Top
TS5AETR144	386	E Payback Table Top
TS5AETR168	386	E Payback Table Top

Style Number	Page	Description
TS5AETR66	386	E Payback Table Top
TS5AETR72	386	E Payback Table Top
TS5AETR96	386	E Payback Table Top
TS5AETRE120	386	E Payback Table Top
TS5AETRE144	386	E Payback Table Top
TS5AETRE168	386	E Payback Table Top
TS5AETRE60	283, 386	E Payback Table Top
TS5AETRE66	283, 386	E Payback Table Top
TS5AETRE72	283, 386	E Payback Table Top
TS5AETRE96	386	E Payback Table Top
TS5AETRND36	382	E Payback Table Top
TS5AETRND42	382	E Payback Table Top
TS5AETRND48	382	E Payback Table Top
TS5AETRND54	382	E Payback Table Top
TS5AETS204L	263	E Payback Strg Cab
TS5AETS204R	263	E Payback Strg Cab
TS5AETS205L	263	E Payback Strg Cab
TS5AETS205R	263	E Payback Strg Cab
TS5AETS206L	263	E Payback Wrdb Cab
TS5AETS206R	263	E Payback Wrdb Cab
TS5AETS207L	263	E Payback Wrdb Cab
TS5AETS207R	263	E Payback Wrdb Cab
TS5AETS244L	263	E Payback Strg Cab
TS5AETS244R	263	E Payback Strg Cab
TS5AETS245L	263	E Payback Strg Cab
TS5AETS245R	263	E Payback Strg Cab
TS5AETS247L	263	E Payback Wrdb Cab
TS5AETS247R	263	E Payback Wrdb Cab
TS5AETSQ36	382	E Payback Table Top
TS5AETSQ42	382	E Payback Table Top
TS5AETST40	287	E Payback Table
TS5AETST48	287	E Payback Table
TS5AETST60	287	E Payback Table
TS5AEVC	279	E Payback Vid Cab
TS5AEW3666	199	E Payback Desk
TS5AEW3666L	201	E Payback Desk
TS5AEW3666R	201	E Payback Desk
TS5AEW4272	199	E Payback Desk
TS5AEW4272L	201	E Payback Desk
TS5AEW4272R	201	E Payback Desk
TS5AEW4284	199	E Payback Desk
TS5AEW4284L	201	E Payback Desk
TS5AEW4284R	201	E Payback Desk
TS5AEWM30	256	E Payback OH Cab
TS5AEWM36	256	E Payback OH Cab
TS5AEWM42	256	E Payback OH Cab
TS5AEWM48	256	E Payback OH Cab
TS5AEWM54	256	E Payback OH Cab
TS5AEWM60	256	E Payback OH Cab
TS5AEWM66	256	E Payback OH Cab
TS5AEWM72	256	E Payback OH Cab
TS5AEWM78	256	E Payback OH Cab
TS5AEWMB	278	E Payback Mkbd Cab
TS5AEWMD30	255	E Payback OH Cab
TS5AEWMD36	255	E Payback OH Cab

Style Number	Page	Description	Style Number	Page	Description
TS5AEWMD42	255	E Payback OH Cab	TS5ALATM2	240	C Payback Lat File
TS5AEWMD48	255	E Payback OH Cab	TS5ALECT	280	C Payback Lectern
TS5AEWMD54	255	E Payback OH Cab	TS5ALFTBR	290	C Payback File Rail
TS5AEWMD60	255	E Payback OH Cab	TS5AMOD24	285, 391	Payback Mod Pnl
TS5AEWMD66	255	E Payback OH Cab	TS5AMOD30	285, 391	Payback Mod Pnl
TS5AEWMD72	255	E Payback OH Cab	TS5AMOD36	285, 391	Payback Mod Pnl
TS5AEWMD78	255	E Payback OH Cab	TS5AMOD42	285, 391	Payback Mod Pnl
TS5AFMBBF	237	C Payback Pedestal	TS5AMOD48	285, 391	Payback Mod Pnl
TS5AFMBF	237	C Payback Pedestal	TS5AMOD54	285, 391	Payback Mod Pnl
TS5AFMFF	237	C Payback Pedestal	TS5AMOD60	285, 391	Payback Mod Pnl
TS5AFMOBF	237	C Payback Pedestal	TS5AMR3060	223	C Payback Rect Wksf
TS5AFR2448	223	C Payback Rect Wksf	TS5AMR3066	223	C Payback Rect Wksf
TS5AFR2454	223	C Payback Rect Wksf	TS5AMR3072	223	C Payback Rect Wksf
TS5AFR2460	223	C Payback Rect Wksf	TS5AMR3672	223	C Payback Rect Wksf
TS5AFR2466	223	C Payback Rect Wksf	TS5AMRSC20	281	C Payback Svc Cart
TS5AFR3048	223	C Payback Rect Wksf	TS5AMRSC32	281	C Payback Svc Cart
TS5AFR3054	223	C Payback Rect Wksf	TS5APF4260L	221	C Payback P Wksf
TS5AFR3060	223	C Payback Rect Wksf	TS5APF4260R	221	C Payback P Wksf
TS5AFR3066	223	C Payback Rect Wksf	TS5APF4266L	221	C Payback P Wksf
TS5AFR3072	223	C Payback Rect Wksf	TS5APF4266R	221	C Payback P Wksf
TS5AFR3666	223	C Payback Rect Wksf	TS5APF4272L	221	C Payback P Wksf
TS5AFR3672	223	C Payback Rect Wksf	TS5APF4272R	221	C Payback P Wksf
TS5AFSBB	235	C Payback Pedestal	TS5APM4260L	221	C Payback P Wksf
TS5AFSBBF	235	C Payback Pedestal	TS5APM4260R	221	C Payback P Wksf
TS5AFSBF	235	C Payback Pedestal	TS5APM4266L	221	C Payback P Wksf
TS5AFSF	235	C Payback Pedestal	TS5APM4266R	221	C Payback P Wksf
TS5AFSFF	235	C Payback Pedestal	TS5APM4272L	221	C Payback P Wksf
TS5AFSOBF	235	C Payback Pedestal	TS5APM4272R	221	C Payback P Wksf
TS5AGRM	290	C Payback Grommet	TS5APS4260L	222	C Payback P Wksf
TS5AH2466	272	C Payback Desk	TS5APS4260R	222	C Payback P Wksf
TS5AH3066	272	C Payback Desk	TS5APS4266L	222	C Payback P Wksf
TS5AH4230L	272	C Payback Return	TS5APS4266R	222	C Payback P Wksf
TS5AH4230R	272	C Payback Return	TS5APS4272L	222	C Payback P Wksf
TS5AH4830L	272	C Payback Return	TS5APS4272R	222	C Payback P Wksf
TS5AH4830R	272	C Payback Return	TS5AQ1636L	271	C Payback Bkcase
TS5AHP54L	273	C Payback Return	TS5AQ1636R	271	C Payback Bkcase
TS5AHP54R	273	C Payback Return	TS5AQ1643L	271	C Payback Bkcase
TS5AHSCL4F	243	C Payback Strg Cab	TS5AQ1643R	271	C Payback Bkcase
TS5AHSCLF	243	C Payback Strg Cab	TS5AQ1666L	271	C Payback Bkcase
TS5AHSCLM	244	C Payback Strg Cab	TS5AQ1666R	271	C Payback Bkcase
TS5AJC2466L	214	C Payback Shell	TS5AQ1672L	271	C Payback Bkcase
TS5AJC2466R	214	C Payback Shell	TS5AQ1672R	271	C Payback Bkcase
TS5AJC2472L	214	C Payback Shell	TS5AQ2029L	271	C Payback Bkcase
TS5AJC2472R	214	C Payback Shell	TS5AQ2029R	271	C Payback Bkcase
TS5AJC2478L	214	C Payback Shell	TS5AQ2066L	271	C Payback Bkcase
TS5AJC2478R	214	C Payback Shell	TS5AQ2066R	271	C Payback Bkcase
TS5AKRS22	289	C Payback Key Shelf	TS5AQ2429L	271	C Payback Bkcase
TS5AKRS30	289	C Payback Key Shelf	TS5AQ2429R	271	C Payback Bkcase
TS5AL30F2	239	C Payback Lat File	TS5AQ2466L	271	C Payback Bkcase
TS5AL30M2	240	C Payback Lat File	TS5AQ2466R	271	C Payback Bkcase
TS5AL430F2	239	C Payback Lat File	TS5AQ2472L	271	C Payback Bkcase
TS5AL436F2	239	C Payback Lat File	TS5AQ2472R	271	C Payback Bkcase
TS5ALATF2	239	C Payback Lat File	TS5AQ2029L	270	C Payback Quarter Bkcase
TS5ALATF3	239	C Payback Lat File	TS5AQ2029R	270	C Payback Quarter Bkcase
TS5ALATF4	239	C Payback Lat File	TS5AQ2065L	270	C Payback Quarter Bkcase

Style Number Index, continued

Style Number	Page	Description
TS5AQS2065R	270	C Payback Quarter Bkcase
TS5AQS2072L	270	C Payback Quarter Bkcase
TS5AQS2072R	270	C Payback Quarter Bkcase
TS5AQS2429L	270	C Payback Quarter Bkcase
TS5AQS2429R	270	C Payback Quarter Bkcase
TS5AQS2465L	270	C Payback Quarter Bkcase
TS5AQS2465R	270	C Payback Quarter Bkcase
TS5AQS2472L	270	C Payback Quarter Bkcase
TS5AQS2472R	270	C Payback Quarter Bkcase
TS5AR2036L	203	C Payback Return
TS5AR2036R	203	C Payback Return
TS5AR2042L	203	C Payback Return
TS5AR2042R	203	C Payback Return
TS5AR2048L	203	C Payback Return
TS5AR2048R	203	C Payback Return
TS5AR2054L	203	C Payback Return
TS5AR2054R	203	C Payback Return
TS5AR2060L	203	C Payback Return
TS5AR2060R	203	C Payback Return
TS5AR2436L	203	C Payback Return
TS5AR2436R	203	C Payback Return
TS5AR2442L	203	C Payback Return
TS5AR2442R	203	C Payback Return
TS5AR2448L	203	C Payback Return
TS5AR2448R	203	C Payback Return
TS5AR2454L	203	C Payback Return
TS5AR2454R	203	C Payback Return
TS5AR2460L	203	C Payback Return
TS5AR2460R	203	C Payback Return
TS5ARECD66L	205	C Payback Desk
TS5ARECD66R	205	C Payback Desk
TS5ARECDL	205	C Payback Desk
TS5ARECDR	205	C Payback Desk
TS5ARECRL	205	C Payback Return
TS5ARECRR	205	C Payback Return
TS5ARG30	215	C Payback Gallery
TS5ARG36	215	C Payback Gallery
TS5ARG3636	215	C Payback Gallery
TS5ARG42	215	C Payback Gallery
TS5ARG4242	215	C Payback Gallery
TS5ARG48	215	C Payback Gallery
TS5ARG4848	215	C Payback Gallery
TS5ARG54	215	C Payback Gallery
TS5ARG60	215	C Payback Gallery
TS5ARG66	215	C Payback Gallery
TS5ARG72	215	C Payback Gallery
TS5ARG78	215	C Payback Gallery
TS5ARG84	215	C Payback Gallery
TS5ARG96	215	C Payback Gallery
TS5ARN2430	213	C Payback Shell
TS5ARN2436	213	C Payback Shell
TS5ARN2442	213	C Payback Shell
TS5ARN2448	213	C Payback Shell
TS5ARN2454	213	C Payback Shell
TS5ARN2460	213	C Payback Shell

Style Number	Page	Description
TS5ARN2466	213	C Payback Shell
TS5ARN2472	213	C Payback Shell
TS5ARN2478	213	C Payback Shell
TS5ARN2484	213	C Payback Shell
TS5ARN2496	213	C Payback Shell
TS5ARN3030	213	C Payback Shell
TS5ARN3036	213	C Payback Shell
TS5ARN3042	213	C Payback Shell
TS5ARN3048	213	C Payback Shell
TS5ARN3054	213	C Payback Shell
TS5ARN3060	213	C Payback Shell
TS5ARN3066	213	C Payback Shell
TS5ARN3072	213	C Payback Shell
TS5ARN3078	213	C Payback Shell
TS5ARN3084	213	C Payback Shell
TS5ARN3096	213	C Payback Shell
TS5ARR48L	205	C Payback Return
TS5ARR48R	205	C Payback Return
TS5ARS2030	207	C Payback Shell
TS5ARS2036	207	C Payback Shell
TS5ARS2042	207	C Payback Shell
TS5ARS2048	207	C Payback Shell
TS5ARS2054	207	C Payback Shell
TS5ARS2060	207	C Payback Shell
TS5ARS2066	207	C Payback Shell
TS5ARS2072	207	C Payback Shell
TS5ARS2078	207	C Payback Shell
TS5ARS2084	207	C Payback Shell
TS5ARS2096	207	C Payback Shell
TS5ARS2430	207	C Payback Shell
TS5ARS2436	207	C Payback Shell
TS5ARS2442	207	C Payback Shell
TS5ARS2448	207	C Payback Shell
TS5ARS2454	207	C Payback Shell
TS5ARS2460	207	C Payback Shell
TS5ARS2466	207	C Payback Shell
TS5ARS2472	207	C Payback Shell
TS5ARS2478	207	C Payback Shell
TS5ARS2484	207	C Payback Shell
TS5ARS2496	207	C Payback Shell
TS5ARS3030	207	C Payback Shell
TS5ARS3036	207	C Payback Shell
TS5ARS3042	207	C Payback Shell
TS5ARS3048	207	C Payback Shell
TS5ARS3054	207	C Payback Shell
TS5ARS3060	207	C Payback Shell
TS5ARS3066	207	C Payback Shell
TS5ARS3072	207	C Payback Shell
TS5ARS3078	207	C Payback Shell
TS5ARS3084	207	C Payback Shell
TS5ARS3096	207	C Payback Shell
TS5ARS3672	207	C Payback Shell
TS5ART2036	282, 384	C Payback Table Top
TS5ART2042	282, 384	C Payback Table Top
TS5ART2048	282, 384	C Payback Table Top

Style Number	Page	Description
TS5ART2054	282, 384	C Payback Table Top
TS5ART2060	282, 384	C Payback Table Top
TS5ART2066	282, 384	C Payback Table Top
TS5ART2072	282, 384	C Payback Table Top
TS5ART2436	282, 384	C Payback Table Top
TS5ART2442	282, 384	C Payback Table Top
TS5ART2448	282, 384	C Payback Table Top
TS5ART2454	282, 384	C Payback Table Top
TS5ART2460	282	C Payback Table Top
TS5ART2466	282	C Payback Table Top
TS5ART2472	282	C Payback Table Top
TS5ART3036	282	C Payback Table Top
TS5ART3042	283	C Payback Table Top
TS5ART3048	283	C Payback Table Top
TS5ART3054	283	C Payback Table Top
TS5ART3060	283	C Payback Table Top
TS5ART3066	283	C Payback Table Top
TS5ART3072	283	C Payback Table Top
TS5ARTB30	216	Payback Tackboard
TS5ARTB36	216	Payback Tackboard
TS5ARTB3636	216	Payback Tackboard
TS5ARTB42	216	Payback Tackboard
TS5ARTB4242	216	Payback Tackboard
TS5ARTB48	216	Payback Tackboard
TS5ARTB4848	216	Payback Tackboard
TS5ARTB54	216	Payback Tackboard
TS5ARTB60	216	Payback Tackboard
TS5ARTB66	216	Payback Tackboard
TS5ARTB72	216	Payback Tackboard
TS5ARTB78	216	Payback Tackboard
TS5ARTB84	216	Payback Tackboard
TS5ARTB96	216	Payback Tackboard
TS5AS1836	211	C Payback Shell
TS5AS2036	211	C Payback Shell
TS5AS2436	211	C Payback Shell
TS5AS2442	211	C Payback Shell
TS5AS2448	211	C Payback Shell
TS5AS3042	211	C Payback Shell
TS5AS3048	211	C Payback Shell
TS5ASCD3636	252	C Payback OH Cab
TS5ASCD4242	252	C Payback OH Cab
TS5ASCD4848	252	C Payback OH Cab
TS5ASCL2	267	C Payback Strg Cab
TS5ASCL20306	267	C Payback Strg Cab
TS5ASCL20307	267	C Payback Strg Cab
TS5ASCL207	267	C Payback Strg Cab
TS5ASCL24306	267	C Payback Strg Cab
TS5ASCL24307	267	C Payback Strg Cab
TS5ASCL246	267	C Payback Strg Cab
TS5ASCL247	267	C Payback Strg Cab
TS5ASCS	265	C Payback Strg Cab
TS5ASCS207	265	C Payback Strg Cab
TS5ASCS246	265	C Payback Strg Cab
TS5ASCS247	265	C Payback Strg Cab
TS5ASCTRD	263	C Payback Wrdb Cab

Style Number	Page	Description
TS5ASCTRDR	263	C Payback Wrdb Cab
TS5ASCTRSL	263	C Payback Wrdb Cab
TS5ASCTRSR	263	C Payback Wrdb Cab
TS5ASCW	265	C Payback Wrdb Cab
TS5ASCW207	265	C Payback Wrdb Cab
TS5ASCW246	265	C Payback Wrdb Cab
TS5ASCW247	265	C Payback Wrdb Cab
TS5ASM30	251	C Payback OH Cab
TS5ASM3043	251	C Payback OH Cab
TS5ASM36	251	C Payback OH Cab
TS5ASM3643	251	C Payback OH Cab
TS5ASM42	251	C Payback OH Cab
TS5ASM4243	251	C Payback OH Cab
TS5ASM48	251	C Payback OH Cab
TS5ASM4843	251	C Payback OH Cab
TS5ASM54	251	C Payback OH Cab
TS5ASM5443	251	C Payback OH Cab
TS5ASM60	251	C Payback OH Cab
TS5ASM6043	251	C Payback OH Cab
TS5ASM66	251	C Payback OH Cab
TS5ASM6643	251	C Payback OH Cab
TS5ASM72	251	C Payback OH Cab
TS5ASM7243	251	C Payback OH Cab
TS5ASM78	251	C Payback OH Cab
TS5ASM7843	251	C Payback OH Cab
TS5ASMD30	247	C Payback OH Cab
TS5ASMD3043	247	C Payback OH Cab
TS5ASMD3043B	249	C Payback Two Doors
TS5ASMD36	247	C Payback OH Cab
TS5ASMD3643	247	C Payback OH Cab
TS5ASMD3643B	249	C Payback Two Doors
TS5ASMD42	247	C Payback OH Cab
TS5ASMD4243	247	C Payback OH Cab
TS5ASMD4243B	249	C Payback Two Doors
TS5ASMD48	247	C Payback OH Cab
TS5ASMD4843	247	C Payback OH Cab
TS5ASMD4843B	249	C Payback Three Doors
TS5ASMD54	247	C Payback OH Cab
TS5ASMD5443	247	C Payback OH Cab
TS5ASMD5443B	249	C Payback Four Doors
TS5ASMD60	247	C Payback OH Cab
TS5ASMD6043	247	C Payback OH Cab
TS5ASMD6043B	249	C Payback Four Doors
TS5ASMD66	247	C Payback OH Cab
TS5ASMD6643	247	C Payback OH Cab
TS5ASMD6643B	249	C Payback Four Doors
TS5ASMD72	247	C Payback OH Cab
TS5ASMD7243	247	C Payback OH Cab
TS5ASMD7243B	249	C Payback Four Doors
TS5ASMD78	247	C Payback OH Cab
TS5ASMD7843	247	C Payback OH Cab
TS5ASMD7843B	249	C Payback Four Doors
TS5ASP3048L	201	C Payback Desk
TS5ASP3048R	201	C Payback Desk
TS5ASP3054L	201	C Payback Desk

Style Number Index, continued

Style Number	Page	Description
TS5ASP3054R	201	C Payback Desk
TS5ASP3060L	201	C Payback Desk
TS5ASP3060R	201	C Payback Desk
TS5ASP3066L	201	C Payback Desk
TS5ASP3066R	201	C Payback Desk
TS5ASP3072L	201	C Payback Desk
TS5ASP3072R	201	C Payback Desk
TS5ASP3672L	201	C Payback Desk
TS5ASP3672R	201	C Payback Desk
TS5ASQL164	359	Square Legs
TS5ASQL194	359, 390	Square Legs
TS5ASQL272	284, 390	Square Legs
TS5ASQL274	390	Square Legs
TS5ASW2065	265	C Payback Wrdb Cab
TS5ASW2072	265	C Payback Wrdb Cab
TS5ASW2465	265	C Payback Wrdb Cab
TS5ASW2472	265	C Payback Wrdb Cab
TS5ASW3666L	201	C Payback Desk
TS5ASW3666R	201	C Payback Desk
TS5ASW4272L	201	C Payback Desk
TS5ASW4272R	201	C Payback Desk
TS5ASWTB218	261, 315, 394	Tackboard
TS5ASWTB226	261, 315, 394	Tackboard
TS5ASWTB232	261, 315, 394	Tackboard
TS5ASWTB238	261, 315, 394	Tackboard
TS5ASWTB244	261, 315, 394	Tackboard
TS5ASWTB250	261, 394	Tackboard
TS5ASWTB256	261, 315, 394	Tackboard
TS5ASWTB262	261, 315, 394	Tackboard
TS5ASWTB268	261, 315, 394	Tackboard
TS5ASWTB274	261, 394	Tackboard
TS5ASWTB918	261, 315, 394	Tackboard
TS5ASWTB926	261, 315, 394	Tackboard
TS5ASWTB932	261, 315, 394	Tackboard
TS5ASWTB938	261, 315, 394	Tackboard
TS5ASWTB944	261, 315, 394	Tackboard
TS5ASWTB950	261, 394	Tackboard
TS5ASWTB956	261, 315, 394	Tackboard
TS5ASWTB962	261, 315, 394	Tackboard
TS5ASWTB968	261, 315, 394	Tackboard
TS5ASWTB974	261, 394	Tackboard
TS5ATB30	253	Payback Tackboard

Style Number	Page	Description
TS5ATB3019	253	Payback Tackboard
TS5ATB3023	253	Payback Tackboard
TS5ATB3023WM	257	Payback Wall-Mounted Tackboard
TS5ATB30WM	257	Payback Tackboard
TS5ATB36	253	Payback Tackboard
TS5ATB3619	253	Payback Tackboard
TS5ATB3623	253	Payback Tackboard
TS5ATB3623WM	257	Payback Wall-Mounted Tackboard
TS5ATB36361	254	Payback Tackboard
TS5ATB36WM	257	Payback Tackboard
TS5ATB42	253	Payback Tackboard
TS5ATB4219	253	Payback Tackboard
TS5ATB4223	253	Payback Tackboard
TS5ATB4223WM	257	Payback Wall-Mounted Tackboard
TS5ATB42421	254	Payback Tackboard
TS5ATB42WM	257	Payback Tackboard
TS5ATB48	253	Payback Tackboard
TS5ATB48120	387	C Payback Table Top
TS5ATB48144	387	C Payback Table Top
TS5ATB48168	387	C Payback Table Top
TS5ATB4819	253	Payback Tackboard
TS5ATB4823	253	Payback Tackboard
TS5ATB4823WM	257	Payback Wall-Mounted Tackboard
TS5ATB48481	254	Payback Tackboard
TS5ATB4896	387	C Payback Table Top
TS5ATB48WM	257	Payback Tackboard
TS5ATB54	253	Payback Tackboard
TS5ATB5419	253	Payback Tackboard
TS5ATB5423	253	Payback Tackboard
TS5ATB5423WM	257	Payback Wall-Mounted Tackboard
TS5ATB54WM	257	Payback Tackboard
TS5ATB60	253	Payback Tackboard
TS5ATB6019	253	Payback Tackboard
TS5ATB6023	253	Payback Tackboard
TS5ATB6023WM	257	Payback Wall-Mounted Tackboard
TS5ATB60WM	257	Payback Tackboard
TS5ATB66	253	Payback Tackboard
TS5ATB6619	253	Payback Tackboard
TS5ATB6623	253	Payback Tackboard
TS5ATB6623WM	257	Payback Wall-Mounted Tackboard
TS5ATB66WM	257	Payback Tackboard
TS5ATB72	253	Payback Tackboard
TS5ATB7219	253	Payback Tackboard
TS5ATB7223	253	Payback Tackboard
TS5ATB7223WM	257	Payback Wall-Mounted Tackboard
TS5ATB72WM	257	Payback Tackboard
TS5ATB78	253	Payback Tackboard
TS5ATB7819	253	Payback Tackboard
TS5ATB7823	253	Payback Tackboard
TS5ATB7823WM	257	Payback Wall-Mounted Tackboard
TS5ATB78WM	257	Payback Tackboard
TS5ATBC3636	254	Payback Tackboard
TS5ATBC4242	254	Payback Tackboard
TS5ATBC4848	254	Payback Tackboard
TS5ATBLS	284, 390	Payback Table Base

Style Number	Page	Description	Style Number	Page	Description
TS5ATBLS3	284, 390	Payback Table Base	TS5ATS247R	263	C Payback Wrdb Cab
TS5ATBP120	388	Payback Table Base	TS5ATSQ36	382	C Payback Table Top
TS5ATBP168	388	Payback Table Base	TS5ATSQ42	382	C Payback Table Top
TS5ATBP72	388	Payback Table Base	TS5ATST40	287	C Payback Table
TS5ATBR18	388	Payback Table Base	TS5ATST48	287	C Payback Table
TS5ATBR24	388	Payback Table Base	TS5ATST60	287	C Payback Table
TS5ATBTS	284, 390	Payback T-Base	TS5AVC	279	C Payback Vid Cab
TS5ATBXS	390	Payback X-Base	TS5AVLBASE	389	Payback Table Base
TS5ATCT	395	C Payback Table	TS5AVP2466	275	C Payback Val Wksf
TS5ATCT30	397	C Payback Table	TS5AVP3066	275	C Payback Val Wksf
TS5ATCT42	395	C Payback Table	TS5AVS6666	274	C Payback Val Shell
TS5ATCTL	396	C Payback Table	TS5AVS7272	274	C Payback Val Shell
TS5ATCTL42	396	C Payback Table	TS5AVSM66	276	C Payback Val Cab
TS5ATD204L	263	C Payback Strg Cab	TS5AVSM72	276	C Payback Val Cab
TS5ATD204R	263	C Payback Strg Cab	TS5AVSMD66	276	C Payback Val Cab
TS5ATD205L	263	C Payback Strg Cab	TS5AVSMD72	276	C Payback Val Cab
TS5ATD205R	263	C Payback Strg Cab	TS5AVTB66	277	C Payback Val Tkbd
TS5ATD206L	263	C Payback Wrdb Cab	TS5AVTB72	277	C Payback Val Tkbd
TS5ATD206R	263	C Payback Wrdb Cab	TS5AWM	290	C Payback Wire Mgr
TS5ATD207L	263	C Payback Wrdb Cab	TS5AWM30	256	C Payback OH Cab
TS5ATD207R	263	C Payback Wrdb Cab	TS5AWM36	256	C Payback OH Cab
TS5ATD244L	263	C Payback Strg Cab	TS5AWM42	256	C Payback OH Cab
TS5ATD244R	263	C Payback Strg Cab	TS5AWM48	256	C Payback OH Cab
TS5ATD245L	263	C Payback Strg Cab	TS5AWM54	256	C Payback OH Cab
TS5ATD245R	263	C Payback Strg Cab	TS5AWM60	256	C Payback OH Cab
TS5ATD247L	263	C Payback Wrdb Cab	TS5AWM66	256	C Payback OH Cab
TS5ATD247R	263	C Payback Wrdb Cab	TS5AWM72	256	C Payback OH Cab
TS5ATDE24	288	C Payback Table	TS5AWM78	256	C Payback OH Cab
TS5ATDE30	288	C Payback Table	TS5AWMB	278	C Payback Mkbd Cab
TS5ATET	397	C Payback Table	TS5AWMD30	255	C Payback OH Cab
TS5ATETL	398	C Payback Table	TS5AWMD36	255	C Payback OH Cab
TS5ATETL30	398	C Payback Table	TS5AWMD42	255	C Payback OH Cab
TS5ATPT	286	C Payback Table	TS5AWMD48	255	C Payback OH Cab
TS5ATR3666	386	C Payback Table Top	TS5AWMD54	255	C Payback OH Cab
TS5ATR3672	386	C Payback Table Top	TS5AWMD60	255	C Payback OH Cab
TS5ATR48120	386	C Payback Table Top	TS5AWMD66	255	C Payback OH Cab
TS5ATR48144	386	C Payback Table Top	TS5AWMD72	255	C Payback OH Cab
TS5ATR48168	386	C Payback Table Top	TS5AWMD78	255	C Payback OH Cab
TS5ATR4896	386	C Payback Table Top	TS5AXLBASE	389	Payback Table Base
TS5ATRE3660	283, 386	C Payback Table Top	TS5GF3	414	Flip Grommet
TS5ATRE3666	283, 386	C Payback Table Top	TS5HL2436F2	339	Currency Freestanding Lat File
TS5ATRE3672	283	C Payback Table Top	TS5HL2436S2	341	Currency Freestanding Strg Cab
TS5ATRE4120	386	C Payback Table Top	TS5HL3D3060	297	Currency Dbl-Ped Desk
TS5ATRE4144	386	C Payback Table Top	TS5HL3D3066	297	Currency Dbl-Ped Desk
TS5ATRE4168	386	C Payback Table Top	TS5HL3D3072	297	Currency Dbl-Ped Desk
TS5ATRE4896	386	C Payback Table Top	TS5HL3D3672	297	Currency Dbl-Ped Desk
TS5ATRND36	382	C Payback Table Top	TS5HL3L3060	299	Currency Sgl-Ped Desk
TS5ATRND42	382	C Payback Table Top	TS5HL3L3066	299	Currency Sgl-Ped Desk
TS5ATRND48	382	C Payback Table Top	TS5HL3L3072	299	Currency Sgl-Ped Desk
TS5ATRND54	382	C Payback Table Top	TS5HL3L3672	299	Currency Sgl-Ped Desk
TS5ATS206L	263	C Payback Wrdb Cab	TS5HL3R3060	301	Currency Sgl-Ped Desk
TS5ATS206R	263	C Payback Wrdb Cab	TS5HL3R3066	301	Currency Sgl-Ped Desk
TS5ATS207L	263	C Payback Wrdb Cab	TS5HL3R3072	301	Currency Sgl-Ped Desk
TS5ATS207R	263	C Payback Wrdb Cab	TS5HL3R3672	301	Currency Sgl-Ped Desk
TS5ATS247L	263	C Payback Wrdb Cab	TS5HL4C2466	327	Currency Double-Pedestal Cred

Style Number Index, continued

Style Number	Page	Description
TS5HL4C2472	327	Currency Double-Pedestal Cred
TS5HL4F2472	328	Currency Full-Storage Cred
TS5HL4L2466	331	Currency Single-Pedestal Cred
TS5HL4L2472	331	Currency Single-Pedestal Cred
TS5HL4R2466	331	Currency Single-Pedestal Cred
TS5HL4R2472	331	Currency Single-Pedestal Cred
TS5HL5L2442	309	Currency Return
TS5HL5R2448	309	Currency Return
TS5HL5R2442	309	Currency Return
TS5HL5R2448	309	Currency Return
TS5HL6L2442	311	Currency Transtn Return
TS5HL6L2448	311	Currency Transtn Return
TS5HL6R2442	311	Currency Transtn Return
TS5HL6R2448	311	Currency Transtn Return
TS5HL7B4272	297	Currency Dbl-Ped Desk
TS5HL7L4272	299	Currency Sgl-Ped Desk
TS5HL7R4272	301	Currency Sgl-Ped Desk
TS5HLB24272	297	Currency Dbl-Ped Desk
TS5HLB2436	316	Currency Bridge
TS5HLB2442	316	Currency Bridge
TS5HLB2448	316	Currency Bridge
TS5HLBBF22M	337	Currency Mobile Pedestal
TS5HLBF22M	337	Currency Mobile Pedestal
TS5HLBK3628	354	Currency Bookcase
TS5HLBL4272	299	Currency Sgl-Ped Desk
TS5HLBR4272	301	Currency Sgl-Ped Desk
TS5HLBS3672	304	Currency Bow Front Desk Shell
TS5HLBS4272	304	Currency Bow Front Desk Shell
TS5HLC22466	327	Currency Double-Pedestal Cred
TS5HLC22472	327	Currency Double-Pedestal Cred
TS5HLCF2472	328	Currency Full-Storage Cred
TS5HLCL2466	331	Currency Single-Pedestal Cred
TS5HLCL2472	331	Currency Single-Pedestal Cred
TS5HLCR2466	331	Currency Single-Pedestal Cred
TS5HLCR2472	331	Currency Single-Pedestal Cred
TS5HLCS2442	306	Currency Crvd Corner Desk Shell
TS5HLD23060	297	Currency Dbl-Ped Desk
TS5HLD23066	297	Currency Dbl-Ped Desk
TS5HLD23072	297	Currency Dbl-Ped Desk
TS5HLD23672	297	Currency Dbl-Ped Desk
TS5HLDL3060	299	Currency Sgl-Ped Desk
TS5HLDL3066	299	Currency Sgl-Ped Desk
TS5HLDL3072	299	Currency Sgl-Ped Desk
TS5HLDL3672	299	Currency Sgl-Ped Desk
TS5HLDR3060	301	Currency Sgl-Ped Desk
TS5HLDR3066	301	Currency Sgl-Ped Desk
TS5HLDR3072	301	Currency Sgl-Ped Desk
TS5HLDR3672	301	Currency Sgl-Ped Desk
TS5HLDS2430	303	Currency Rect Desk Shell
TS5HLDS2436	303	Currency Rect Desk Shell
TS5HLDS2442	303	Currency Rect Desk Shell
TS5HLDS2448	303	Currency Rect Desk Shell
TS5HLDS2454	303	Currency Rect Desk Shell
TS5HLDS2460	303	Currency Rect Desk Shell
TS5HLDS2466	303	Currency Rect Desk Shell

Style Number	Page	Description
TS5HLDS2472	303	Currency Rect Desk Shell
TS5HLDS2484	303	Currency Rect Desk Shell
TS5HLDS2496	303	Currency Rect Desk Shell
TS5HLDS3030	303	Currency Rect Desk Shell
TS5HLDS3036	303	Currency Rect Desk Shell
TS5HLDS3042	303	Currency Rect Desk Shell
TS5HLDS3048	303	Currency Rect Desk Shell
TS5HLDS3054	303	Currency Rect Desk Shell
TS5HLDS3060	303	Currency Rect Desk Shell
TS5HLDS3066	303	Currency Rect Desk Shell
TS5HLDS3072	303	Currency Rect Desk Shell
TS5HLDS3672	303	Currency Rect Desk Shell
TS5HLEL2466	305	Currency Ext Crvd Cor Desk Shell
TS5HLEL2472	305	Currency Ext Crvd Cor Desk Shell
TS5HLER2466	305	Currency Ext Crvd Cor Desk Shell
TS5HLER2472	305	Currency Ext Crvd Cor Desk Shell
TS5HLFA3066	321	Currency Rectilinear-Shape Wksf
TS5HLFA3072	321	Currency Rectilinear-Shape Wksf
TS5HLFA3672	321	Currency Rectilinear-Shape Wksf
TS5HLFD3066	317	Currency D-Shape Wksf
TS5HLFD3072	317	Currency D-Shape Wksf
TS5HLFD3672	317	Currency D-Shape Wksf
TS5HLFF22M	337	Currency Mobile Pedestal
TS5HLFL4272	319	Currency P-Shape Wksf
TS5HLFR4272	319	Currency P-Shape Wksf
TS5HLL22472	332	Currency Double Lat File Cred
TS5HLLL2466	333	Currency Single Lateral File Cred
TS5HLLL2472	333	Currency Single Lateral File Cred
TS5HLLR2466	333	Currency Single Lateral File Cred
TS5HLLR2472	333	Currency Single Lateral File Cred
TS5HLLS2472	335	Currency Lat File and Strg Cab Cred
TS5HLMA3066	321	Currency Rectilinear-Shape Wksf
TS5HLMA3072	321	Currency Rectilinear-Shape Wksf
TS5HLMA3672	321	Currency Rectilinear-Shape Wksf
TS5HLMD3066	317	Currency D-Shape Wksf
TS5HLMD3072	317	Currency D-Shape Wksf
TS5HLMD3672	317	Currency D-Shape Wksf
TS5HLML4272	319	Currency P-Shape Wksf
TS5HLMR4272	319	Currency P-Shape Wksf
TS5HLNL2442	313	Currency Transtn Return Shell
TS5HLNL2448	313	Currency Transtn Return Shell
TS5HLNR2442	313	Currency Transtn Return Shell
TS5HLNR2448	313	Currency Transtn Return Shell
TS5HLOBF22M	337	Currency Mobile Pedestal
TS5HLPL4272	320	Currency P-Shape Wksf
TS5HLPR4272	320	Currency P-Shape Wksf
TS5HLQL2428	355	Currency Quarter Bookcase
TS5HLQR2428	355	Currency Quarter Bookcase
TS5HLRL2442	309	Currency Return
TS5HLRL2448	309	Currency Return
TS5HLRR2442	309	Currency Return
TS5HLRR2448	309	Currency Return
TS5HLS22472	334	Currency Double-Strg Cred
TS5HLS36	349	Currency Strg Cabinet w/o Door
TS5HLS42	349	Currency Strg Cabinet w/o Door

Style Number	Page	Description	Style Number	Page	Description
TS5HLS48	349	Currency Strg Cabinet w/o Door	TS5LTBO42	345	Currency Tackboard
TS5HLS60	349	Currency Strg Cabinet w/o Door	TS5LTBO48	345	Currency Tackboard
TS5HLS66	349	Currency Strg Cabinet w/o Door	TS5LTBO60	345	Currency Tackboard
TS5HLS72	349	Currency Strg Cabinet w/o Door	TS5LTBO66	345	Currency Tackboard
TS5HLSA3066	322	Currency Rectilinear-Shape Wksf	TS5LTBO72	345	Currency Tackboard
TS5HLSA3072	322	Currency Rectilinear-Shape Wksf	TS5LTBW36	347	Currency Wall-Mounted Tackboard
TS5HLSA3672	322	Currency Rectilinear-Shape Wksf	TS5LTBW42	347	Currency Wall-Mounted Tackboard
TS5HLSA3066	318	Currency D-Shape Wksf	TS5LTBW48	347	Currency Wall-Mounted Tackboard
TS5HLSA3072	318	Currency D-Shape Wksf	TS5LTBW60	347	Currency Wall-Mounted Tackboard
TS5HLSA3672	318	Currency D-Shape Wksf	TS5LTBW66	347	Currency Wall-Mounted Tackboard
TS5HLSA3066	348	Currency Strg Cabinet with Door	TS5LTBW72	347	Currency Wall-Mounted Tackboard
TS5HLSA3072	348	Currency Strg Cabinet with Door	TS5LWC5	363	Currency Wksf Wire Clip
TS5HLSA3672	348	Currency Strg Cabinet with Door	TS5SKEXT	160	Und WS Skel Wr Mgr
TS5HLSA3066	348	Currency Strg Cabinet with Door	TS5SKLBNE	160	Und WS Skel Wire Mgr.
TS5HLSA3072	348	Currency Strg Cabinet with Door	TS5TL2436F2	339	Currency Freestanding Lateral File
TS5HLSA3672	348	Currency Strg Cabinet with Door	TS5TL2436S2	341	Currency Freestanding Strg Cab
TS5HLSA3066	348	Currency Strg Cabinet with Door	TS5TL3D3060	297	Currency Dbl-Ped Desk
TS5HLSA3072	348	Currency Strg Cabinet with Door	TS5TL3D3066	297	Currency Dbl-Ped Desk
TS5HLSL2472	335	Currency Lat File and Strg Cab Cred	TS5TL3D3072	297	Currency Dbl-Ped Desk
TS5HLTD2442	358	Currency Rectangular Top	TS5TL3D3672	297	Currency Dbl-Ped Desk
TS5HLTD2448	358	Currency Rectangular Top	TS5TL3L3060	299	Currency Sgl-Ped Desk
TS5HLTD2460	358	Currency Rectangular Top	TS5TL3L3066	299	Currency Sgl-Ped Desk
TS5HLTD2466	358	Currency Rectangular Top	TS5TL3L3072	299	Currency Sgl-Ped Desk
TS5HLTD2472	358	Currency Rectangular Top	TS5TL3L3672	299	Currency Sgl-Ped Desk
TS5HLTD3060	358	Currency Rectangular Top	TS5TL3R3060	301	Currency Sgl-Ped Desk
TS5HLTD3066	358	Currency Rectangular Top	TS5TL3R3066	301	Currency Sgl-Ped Desk
TS5HLTD3072	358	Currency Rectangular Top	TS5TL3R3072	301	Currency Sgl-Ped Desk
TS5HLTD3672	358	Currency Rectangular Top	TS5TL3R3672	301	Currency Sgl-Ped Desk
TS5HLTL2442	311	Currency Transtn Return	TS5TL4C2466	327	Currency Double-Pedestal Cred
TS5HLTL2448	311	Currency Transtn Return	TS5TL4C2472	327	Currency Double-Pedestal Cred
TS5HLTR2442	311	Currency Transtn Return	TS5TL4F2472	328	Currency Full-Storage Cred
TS5HLTR2448	311	Currency Transtn Return	TS5TL4L2466	331	Currency Single-Pedestal Cred
TS5HLUL2442	312	Currency Return Shell	TS5TL4L2472	331	Currency Single-Pedestal Cred
TS5HLUL2448	312	Currency Return Shell	TS5TL4R2466	331	Currency Single-Pedestal Cred
TS5HLUR2442	312	Currency Return Shell	TS5TL4R2472	331	Currency Single-Pedestal Cred
TS5HLUR2448	312	Currency Return Shell	TS5TL5L2442	309	Currency Return
TS5L2436UL	338	Currency Under-Wksf Lateral File	TS5TL5L2448	309	Currency Return
TS5L2436US	340	Currency Under-Wksf Strg Cab	TS5TL5R2442	309	Currency Return
TS5LBBF23U	336	Currency Under-Wksf Ped	TS5TL5R2448	309	Currency Return
TS5LBBF29U	336	Currency Under-Wksf Ped	TS5TL6L2442	311	Currency Transtn Return
TS5LBF23U	336	Currency Under-Wksf Ped	TS5TL6L2448	311	Currency Transtn Return
TS5LBF29U	336	Currency Under-Wksf Ped	TS5TL6R2442	311	Currency Transtn Return
TS5LBS36	354	Currency Shelf	TS5TL6R2448	311	Currency Transtn Return
TS5LCSU	356	Currency Shelf Unit	TS5TL7B4272	297	Currency Dbl-Ped Desk
TS5LEGCLP	160	Und WS Wire Clips	TS5TL7L4272	299	Currency Sgl-Ped Desk
TS5LFF23U	336	Currency Under-Wksf Ped	TS5TL7R4272	301	Currency Sgl-Ped Desk
TS5LFF29U	336	Currency Under-Wksf Ped	TS5TLASWW	325	Workwall Adjustable Shelf
TS5LMC1830	357	Currency Mobile Cart	TS5TLB24272	297	Currency Dbl-Ped Desk
TS5LMCD1830	357	Currency Mobile Cart	TS5TLB2436	316	Currency Bridge
TS5LMCW1830	357	Currency Mobile Cart	TS5TLB2442	316	Currency Bridge
TS5LMCW1842	357	Currency Mobile Cart	TS5TLB2448	316	Currency Bridge
TS5LMR6L27	360	Currency Column Leg	TS5TLBBF22M	337	Currency Mobile Pedestal
TS5LMSQL272	359	Square Legs	TS5TLBF22M	337	Currency Mobile Pedestal
TS5LMSQL274	359	Square Legs	TS5TLBK3628	354	Currency Bookcase
TS5LOBF23U	336	Currency Under-Wksf Ped	TS5TLBK3666	354	Currency Bookcase
TS5LOBF29U	336	Currency Under-Wksf Ped			
TS5LTBO36	345	Currency Tackboard			

Style Number Index, continued

Style Number	Page	Description
TS5TLBK3672	354	Currency Bookcase
TS5TLBL4272	299	Currency Sgl-Ped Desk
TS5TLBR4272	301	Currency Sgl-Ped Desk
TS5TLBS3672	304	Currency Bow Front Desk Shell
TS5TLBS4272	304	Currency Bow Front Desk Shell
TS5TLC22466	327	Currency Double-Pedestal Cred
TS5TLC22472	327	Currency Double-Pedestal Cred
TS5TLCBW723	323	Workwall
TS5TLCBW724	323	Workwall
TS5TLCBW725	323	Workwall
TS5TLCF2472	328	Currency Full-Storage Cred
TS5TLCCL2466	331	Currency Single-Pedestal Cred
TS5TLCCL2472	331	Currency Single-Pedestal Cred
TS5TLCR2466	331	Currency Single-Pedestal Cred
TS5TLCR2472	331	Currency Single-Pedestal Cred
TS5TLCS2442	306	Currency Crvd Corner Desk Shell
TS5TLD23060	297	Currency Dbl-Ped Desk
TS5TLD23066	297	Currency Dbl-Ped Desk
TS5TLD23072	297	Currency Dbl-Ped Desk
TS5TLD23672	297	Currency Dbl-Ped Desk
TS5TLDL3060	299	Currency Sgl-Ped Desk
TS5TLDL3066	299	Currency Sgl-Ped Desk
TS5TLDL3072	299	Currency Sgl-Ped Desk
TS5TLDL3672	299	Currency Sgl-Ped Desk
TS5TLDLW36L	324	Workwall Door
TS5TLDLW72L	324	Workwall Door
TS5TLDR3060	301	Currency Sgl-Ped Desk
TS5TLDR3066	301	Currency Sgl-Ped Desk
TS5TLDR3072	301	Currency Sgl-Ped Desk
TS5TLDR3672	301	Currency Sgl-Ped Desk
TS5TLDRW36L	324	Workwall Door
TS5TLDRW72L	324	Workwall Door
TS5TLDS2430	303	Currency Rect Desk Shell
TS5TLDS2436	303	Currency Rect Desk Shell
TS5TLDS2442	303	Currency Rect Desk Shell
TS5TLDS2448	303	Currency Rect Desk Shell
TS5TLDS2454	303	Currency Rect Desk Shell
TS5TLDS2460	303	Currency Rect Desk Shell
TS5TLDS2466	303	Currency Rect Desk Shell
TS5TLDS2472	303	Currency Rect Desk Shell
TS5TLDS2484	303	Currency Rect Desk Shell
TS5TLDS2496	303	Currency Rect Desk Shell
TS5TLDS3030	303	Currency Rect Desk Shell
TS5TLDS3036	303	Currency Rect Desk Shell
TS5TLDS3042	303	Currency Rect Desk Shell
TS5TLDS3048	303	Currency Rect Desk Shell
TS5TLDS3054	303	Currency Rect Desk Shell
TS5TLDS3060	303	Currency Rect Desk Shell
TS5TLDS3066	303	Currency Rect Desk Shell
TS5TLDS3072	303	Currency Rect Desk Shell
TS5TLDS3672	303	Currency Rect Desk Shell
TS5TLDWW36	324	Workwall Door
TS5TLDWW72	324	Workwall Door
TS5TLEL2466	305	Currency Ext Crvd Cor Desk Shell
TS5TLEL2472	305	Currency Ext Crvd Cor Desk Shell

Style Number	Page	Description
TS5TLER2466	305	Currency Ext Crvd Cor Desk Shell
TS5TLER2472	305	Currency Ext Crvd Cor Desk Shell
TS5TLFA3066	321	Currency Rectilinear-Shape Wksf
TS5TLFA3072	321	Currency Rectilinear-Shape Wksf
TS5TLFA3672	321	Currency Rectilinear-Shape Wksf
TS5TLFD3066	317	Currency D-Shape Wksf
TS5TLFD3072	317	Currency D-Shape Wksf
TS5TLFD3672	317	Currency D-Shape Wksf
TS5TLFF22M	337	Currency Mobile Pedestal
TS5TLFL4272	319	Currency P-Shape Wksf
TS5TLFR4272	319	Currency P-Shape Wksf
TS5TLL22472	332	Currency Double Lateral File Cred
TS5TLCC2436	353	Currency 36"W Strg Cab
TS5TLLL2466	333	Currency Single Lateral File Cred
TS5TLLL2472	333	Currency Single Lateral File Cred
TS5TLRR2466	333	Currency Single Lateral File Cred
TS5TLRR2472	333	Currency Single Lateral File Cred
TS5TLLS2472	335	Currency Lat File and Strg Cab Cred
TS5TLMA3066	321	Currency Rectilinear-Shape Wksf
TS5TLMA3072	321	Currency Rectilinear-Shape Wksf
TS5TLMA3672	321	Currency Rectilinear-Shape Wksf
TS5TLMD3066	317	Currency D-Shape Wksf
TS5TLMD3072	317	Currency D-Shape Wksf
TS5TLMD3672	317	Currency D-Shape Wksf
TS5TLMML4272	319	Currency P-Shape Wksf
TS5TLMR4272	319	Currency P-Shape Wksf
TS5TLNL2442	313	Currency Transtn Return Shell
TS5TLNL2448	313	Currency Transtn Return Shell
TS5TLNR2442	313	Currency Transtn Return Shell
TS5TLNR2448	313	Currency Transtn Return Shell
TS5TLOBF22M	337	Currency Mobile Pedestal
TS5TLOBW723	323	Workwall
TS5TLOBW724	323	Workwall
TS5TLOBW725	323	Workwall
TS5TLOD36	343	Currency OH Strg Cab
TS5TLOD42	343	Currency OH Strg Cab
TS5TLOD48	343	Currency OH Strg Cab
TS5TLOD60	343	Currency OH Strg Cab
TS5TLOD66	343	Currency OH Strg Cab
TS5TLOD72	343	Currency OH Strg Cab
TS5TLOH36	344	Currency OH Strg Cab
TS5TLOH42	344	Currency OH Strg Cab
TS5TLOH48	344	Currency OH Strg Cab
TS5TLOH60	344	Currency OH Strg Cab
TS5TLOH66	344	Currency OH Strg Cab
TS5TLOH72	344	Currency OH Strg Cab
TS5TLOL1824	351	Currency 18"W Tower
TS5TLPL4272	320	Currency P-Shape Wksf
TS5TLPR4272	320	Currency P-Shape Wksf
TS5TLQL2428	355	Currency Quarter Bookcase
TS5TLQL2466	355	Currency Quarter Bookcase
TS5TLQR2428	355	Currency Quarter Bookcase
TS5TLQR2466	355	Currency Quarter Bookcase
TS5TLRL2442	309	Currency Return
TS5TLRL2448	309	Currency Return

Style Number	Page	Description	Style Number	Page	Description
TS5TLRR2442	309	Currency Return	TS5YSL1218	259, 314, 392	Slatwall Screen
TS5TLRR2448	309	Currency Return	TS5YSL1226	259, 314, 392	Slatwall Screen
TS5TLS22472	334	Currency Double-Strg Cred	TS5YSL1230	259	Slatwall Screen
TS5TLS36	349	Currency Strg Cabinet w/o Door	TS5YSL1232	314, 392	Slatwall Screen
TS5TLS42	349	Currency Strg Cabinet w/o Door	TS5YSL1236	259	Slatwall Screen
TS5TLS48	349	Currency Strg Cabinet w/o Door	TS5YSL1238	259, 314, 392	Slatwall Screen
TS5TLS60	349	Currency Strg Cabinet w/o Door	TS5YSL1244	259, 314, 392	Slatwall Screen
TS5TLS66	349	Currency Strg Cabinet w/o Door	TS5YSL1250	259, 392	Slatwall Screen
TS5TLS72	349	Currency Strg Cabinet w/o Door	TS5YSL1256	259, 314, 392	Slatwall Screen
TS5TLSA3066	322	Currency Rectilinear-Shape Wksf	TS5YSL1262	259, 314, 392	Slatwall Screen
TS5TLSA3072	322	Currency Rectilinear-Shape Wksf	TS5YSL1268	259, 314	Slatwall Screen
TS5TLSA3672	322	Currency Rectilinear-Shape Wksf	TS5YSL1274	259, 392	Slatwall Screen
TS5TLSB3637	342	Currency Stacking Bookcase	TS8ARCH	32	Bivi Arch
TS5TLSD3066	318	Currency D-Shape Wksf	TS8ARCHFILL	38	Bivi Arch Infill
TS5TLSD3072	318	Currency D-Shape Wksf	TS8ARCHSIDE	33	Bivi Side Storage
TS5TLSD36	348	Currency Strg Cabinet with Door	TS8FSL	60	Bivi Lower Footshelf
TS5TLSD3672	318	Currency D-Shape Wksf	TS8FSU	61	Bivi Lower Footshelf
TS5TLSD42	348	Currency Strg Cabinet with Door	TS8HIGHTT	59	Bivi Transaction Top
TS5TLSD48	348	Currency Strg Cabinet with Door	TS8HSM	37	Bivi High Slit Bracket with Modesty Panel
TS5TLSD60	348	Currency Strg Cabinet with Door	TS8LEGCVR	66	Bivi Leg Covers
TS5TLSD66	348	Currency Strg Cabinet with Door	TS8P260	43	Bivi Modular Powerway, Two Circuit
TS5TLSD72	348	Currency Strg Cabinet with Door	TS8P2CHI	43	Bivi Hardwired Pwrwy, Two Circuit, Chicago
TS5TLSL2472	335	Currency Lat File and Strg Cab Cred	TS8P2H	44	Bivi Modular Harness, Two Circuit
TS5TLTD2442	358	Currency Rectangular Top	TS8P4CHI	45	Bivi Chicago Hardwire Box
TS5TLTD2448	358	Currency Rectangular Top	TS8P4H	50	Bivi Chicago Hardwire Box
TS5TLTD2460	358	Currency Rectangular Top	TS8P4IFH	51	Bivi Pwr Lfd, Four Circuit, Hardwire-to-Modular
TS5TLTD2466	358	Currency Rectangular Top	TS8P4IFNY	52	Bivi Power Infeed, Four Circuit, New York
TS5TLTD2472	358	Currency Rectangular Top	TS8P4IFS	52	Bivi Power Infeed, Four Circuit, San Francisco
TS5TLTD3060	358	Currency Rectangular Top	TS8P4QUAD	49	Bivi Modular Powerway, Four Circuit
TS5TLTD3066	358	Currency Rectangular Top	TS8PAPYR	41	Bivi modular Powerway, Circuit
TS5TLTD3072	358	Currency Rectangular Top	TS8PAREC	40	Bivi Accessory Power - Rectangular
TS5TLTD3672	358	Currency Rectangular Top	TS8PBS	45	Bivi Modular Power Black - Standard Capacity
TS5TLTL1824	350	Currency 18"W Tower	TS8PBT2	42	Bivi Power lfd, Two Crct, Hardwire-to-Modular
TS5TLTL2424	352	Currency 24"W Tower	TS8PFR	47	Bivi Power lfd, Two Crct, Hardwire-to-Modular
TS5TLTL2442	311	Currency Transtn Return	TS8PHBC	45	Bivi Power Block
TS5TLTL2448	311	Currency Transtn Return	TS8PICVR	53	Bivi Power Infeed Cover
TS5TLTR1824	350	Currency 18"W Tower	TS8PJFM	53	Bivi Power Infeed Cover
TS5TLTR2424	352	Currency 24"W Tower	TS8PRCVR	54	Bivi Bezel Receptacle Cover
TS5TLTR2442	311	Currency Transtn Return	TS8PRD	46	Bivi Duplex Receptacle
TS5TLTR2448	311	Currency Transtn Return	TS8PS1PK	39	Bivi Plug & Play Pwr Strp, Pk of One, One Crct
TS5TLTWL48	352	Currency 24"W Tower	TS8PS2PK	39	Bivi Plug & Play Pwr Strp, Pk of Two, One Crct
TS5TLTWR48	352	Currency 24"W Tower	TS8PS4PK	39	Bivi Plug & Play Pwr Strp, Pk of Four, One Crct
TS5TLUL2442	312	Currency Return Shell	TS8PUP	51	Bivi Utility Pole
TS5TLUL2448	312	Currency Return Shell	TS8PUSB	48	Bivi USB Receptacle
TS5TLUR2442	312	Currency Return Shell	TS8RPBSL	62	Bivi Leg
TS5TLUR2448	312	Currency Return Shell	TS8RPCT	62	Bivi Cable Troughs
TS5TLWD36	346	Currency Wall-Mounted OH Strg Cab	TS8RPFWS	57	Bivi Table Top
TS5TLWD42	346	Currency Wall-Mounted OH Strg Cab	TS8RW	58	Bivi Half-Round Table Top
TS5TLWD48	346	Currency Wall-Mounted OH Strg Cab	TS8SCREENT	65	Bivi Tackable Screens
TS5TLWD60	346	Currency Wall-Mounted OH Strg Cab	TS8SDAF	29	Bivi Table Plus One
TS5TLWD66	346	Currency Wall-Mounted OH Strg Cab			
TS5TLWD72	346	Currency Wall-Mounted OH Strg Cab			
TS5YMB212	260, 314, 393	Screen Bracket			
TS5YMB312	260, 314, 393	Screen Bracket			

Style Number Index, continued

Style Number	Page	Description
TS8SDWF	28	Bivi Table for One
TS8STEHL2	56	Bivi Freestanding Legs for Trunk
TS8STEHTA	56	Bivi Table Frame Attachment Brackets
TS8TRUNK	55	Bivi Trunk
TS8TTAF	31	Bivi Table Plus Two
TS8TTWF	30	Bivi Table for Two
TSAEGROM	362, 413	Grommet Pkg
TSAERDW	361, 412	Comm Mdl Pkg
TSAERPW	361, 412	Receptacle Pkg
TSATP27	359	Post Leg
TSATPL14	360, 411	Support Plate
TSATPL20	360, 411	Support Plate
TSATRC39	360, 411	Reinforcing Channel
TSATRC48	411	Reinforcing Channel
TSATRC57	360, 411	Reinforcing Channel
TSATRC72	360, 411	Reinforcing Channel
TSATTIE	360, 411	Tie Plates
TSBUOYBLACK	133	Buoy
TSBUOYBLUE	133	Buoy
TSBUOYGREEN	133	Buoy
TSBUOYGREY	133	Buoy
TSBUOYRED	133	Buoy
TSBUOYWHITE	133	Buoy
TSTECC30	85	Vertical Cord Cover
TSTECC42	85	Vertical Cord Cover
TSTECLAMP	84	Tour Wksf-Mntd Power and Data
TSTEMCM	83	Horizontal Cord Manager
TSTEGC	85	Tour Vertical Cord Cover Grommet Insert
TSTEP272	75	Tour Powerway
TSTEP2C069	78	Tour Power Jumper
TSTEP2C075	78	Tour Power Jumper
TSTEP2C081	78	Tour Power Jumper
TSTEP2C087	78	Tour Power Jumper
TSTEP2C093	78	Tour Power Jumper
TSTEP2C099	78	Tour Power Jumper
TSTEP2C105	78	Tour Power Jumper
TSTEP2C111	78	Tour Power Jumper
TSTEP2C117	78	Tour Power Jumper
TSTEP2C120	78	Tour Power Jumper
TSTEP2C123	78	Tour Electrical Component
TSTEP2C126	78	Tour Power Jumper
TSTEP2C129	78	Tour Power Jumper
TSTEP2C132	78	Tour Power Jumper
TSTEP2C135	78	Tour Power Jumper
TSTEP2C138	78	Tour Power Jumper
TSTEP2C141	78	Tour Power Jumper
TSTEP2C144	78	Tour Power Jumper
TSTEP2C147	78	Tour Power Jumper
TSTEP2C150	78	Tour Power Jumper
TSTEP2C153	78	Tour Power Jumper
TSTEP2C156	78	Tour Power Jumper
TSTEP2C159	78	Tour Power Jumper
TSTEP2C162	78	Tour Power Jumper
TSTEP2C165	78	Tour Power Jumper
TSTEP2C168	78	Tour Power Jumper

Style Number	Page	Description
TSTEP2C171	78	Tour Power Jumper
TSTEP2C174	78	Tour Power Jumper
TSTEP2C177	79	Tour Power Jumper
TSTEP2C180	79	Tour Power Jumper
TSTEP2C183	79	Tour Power Jumper
TSTEP2C186	79	Tour Power Jumper
TSTEP2C189	79	Tour Power Jumper
TSTEP2C192	79	Tour Power Jumper
TSTEP2C195	79	Tour Power Jumper
TSTEP2C198	79	Tour Power Jumper
TSTEP2C201	79	Tour Power Jumper
TSTEP2C204	79	Tour Power Jumper
TSTEP2C207	79	Tour Power Jumper
TSTEP2C210	79	Tour Power Jumper
TSTEP2C213	79	Tour Power Jumper
TSTEP2C216	79	Tour Power Jumper
TSTEP2C219	79	Tour Power Jumper
TSTEP2C222	79	Tour Electrical Component
TSTEP2C225	79	Tour Power Jumper
TSTEP2C228	79	Tour Power Jumper
TSTEP472	75	Tour Powerway
TSTEP4C096	80	Tour Power Jumper
TSTEP4C102	80	Tour Power Jumper
TSTEP4C108	80	Tour Power Jumper
TSTEP4C114	80	Tour Power Jumper
TSTEP4C120	80	Tour Power Jumper
TSTEP4C126	80	Tour Power Jumper
TSTEP4C132	80	Tour Power Jumper
TSTEP4C138	80	Tour Power Jumper
TSTEP4C144	80	Tour Power Jumper
TSTEP4C147	80	Tour Power Jumper
TSTEP4C150	80	Tour Power Jumper
TSTEP4C153	80	Tour Power Jumper
TSTEP4C156	80	Tour Power Jumper
TSTEP4C159	80	Tour Power Jumper
TSTEP4C162	80	Tour Power Jumper
TSTEP4C165	80	Tour Power Jumper
TSTEP4C168	80	Tour Power Jumper
TSTEP4C171	80	Tour Power Jumper
TSTEP4C174	80	Tour Power Jumper
TSTEP4C177	80	Tour Power Jumper
TSTEP4C180	80	Tour Power Jumper
TSTEP4C183	80	Tour Power Jumper
TSTEP4C186	80	Tour Power Jumper
TSTEP4C189	80	Tour Power Jumper
TSTEP4C192	80	Tour Power Jumper
TSTEP4C195	80	Tour Power Jumper
TSTEP4C198	80	Tour Power Jumper
TSTEP4C201	81	Tour Power Jumper
TSTEP4C204	81	Tour Power Jumper
TSTEP4C207	81	Tour Power Jumper
TSTEP4C210	81	Tour Power Jumper
TSTEP4C213	81	Tour Power Jumper
TSTEP4C216	81	Tour Power Jumper
TSTEP4C219	81	Tour Power Jumper

Style Number	Page	Description	Style Number	Page	Description
TSTEP4C225	81	Tour Power Jumper	TSTPL4248	94	Screen
TSTEP4C228	81	Tour Power Jumper	TSTPL4824	94	Screen
TSTEP4C231	81	Tour Power Jumper	TSTPL4830	94	Screen
TSTEP4C234	81	Tour Power Jumper	TSTPL4836	94	Screen
TSTEP4C237	81	Tour Power Jumper	TSTPL4842	94	Screen
TSTEP4C240	81	Tour Power Jumper	TSTPL4848	94	Screen
TSTEP4C243	81	Tour Power Jumper	TSTPL6024	94	Screen
TSTEP4C246	81	Tour Power Jumper	TSTPL6030	94	Screen
TSTEP4C249	81	Tour Power Jumper	TSTPL6036	94	Screen
TSTEP4C252	81	Tour Power Jumper	TSTPL6042	94	Screen
TSTEP4C255	81	Tour Power Jumper	TSTPL6048	94	Screen
TSTEPBT2	76	Tour Base Power-In	TSTSBP1818	98	Bookcase
TSTEPBT4	76	Tour Base Power-In	TSTSBS3618	98	Bookcase
TSTEP2C	77	Tour Power Connector	TSTSCHV36	96	HV Cabinet
TSTEP2C4	77	Tour Power Connector	TSTSCHVD36	97	Shared Environmental HV Cabinet
TSTERDW	82	Tour Communication Module Pkg	TSTSFL1518	99	My File
TSTERPDWD	83	Tour Wksf-Mntd Power and Comm Sph	TSTSFL1536	99	My File
TSTERPDWR	84	Tour Wksf-Mntd Retractable Pwr and Data	TSTSFP4236	101	Pile File
TSTERPW	82	Tour Receptacle Pkg	TSTSMB1818	102	Magnetic Markerboard
TSTLATPAD	100	Lateral File Cushion	TSTSMB3618	102	Magnetic Markerboard
TSTMC3072	73	Counter	TSTT27M	91	Post Leg
TSTMC4272	73	Counter	TSTT27M4	91	Post Leg
TSTMCT1818	74	Countertop	TSTTF1518	90	Worksurface Support
TSTMCT1836	74	Countertop	TSTTF2724	90	Worksurface Support
TSTMCT1854	74	Countertop	TSTTF2730	90	Worksurface Support
TSTMCT1872	74	Countertop	TSTTL2724	90	Worksurface Support
TSTMCTN1818	74	Countertop	TSTTL2730	90	Worksurface Support
TSTMCTN1836	74	Countertop	TSTTPC2W	91	Worksurface Support
TSTMCTN1854	74	Countertop	TSTTPF2W	91	Worksurface Support
TSTMCTN1872	74	Countertop	TSTTPS2W	91	Worksurface Support
TSTMHF0970	92	Tour Shelf	TSTTT27	91	Worksurface Support
TSTMHF2170	92	Tour Shelf	TSTTT39	91	Worksurface Support
TSTMHF3370	92	Tour Shelf	TSTWHDR30	89	Tour Worksurface
TSTMHF4570L	92	Tour Shelf	TSTWHDR36	89	Tour Worksurface
TSTMHF4570R	92	Tour Shelf	TSTWHR1842	86	Tour Worksurface
TSTMLF0970	92	Tour Shelf	TSTWHR1848	86	Tour Worksurface
TSTMLF2170	92	Tour Shelf	TSTWHR1854	86	Tour Worksurface
TSTMLF3370	92	Tour Shelf	TSTWHR2436	86	Tour Worksurface
TSTMLF4570L	92	Tour Shelf	TSTWHR2442	86	Tour Worksurface
TSTMLF4570R	92	Tour Shelf	TSTWHR2448	86	Tour Worksurface
TSTPB120	95	Screen Connector	TSTWHR2454	86	Tour Worksurface
TSTPB120Y	95	Screen Connector	TSTWHR2460	86	Tour Worksurface
TSTPBCOH2	95	Screen Connector	TSTWHR2466	86	Tour Worksurface
TSTPBCOH3	95	Screen Connector	TSTWHR2472	86	Tour Worksurface
TSTPBSH2	95	Screen Connector	TSTWHR3060	86	Tour Worksurface
TSTPBSH3	95	Screen Connector	TSTWHR3066	86	Tour Worksurface
TSTPL3024	94	Screen	TSTWHR3072	86	Tour Worksurface
TSTPL3030	94	Screen	TSTWHT2348	87	Tour Worksurface
TSTPL3036	94	Screen	TSTWHT2354	87	Tour Worksurface
TSTPL3042	94	Screen	TSTWHT2360	87	Tour Worksurface
TSTPL3048	94	Screen	TSTWHT2366	87	Tour Worksurface
TSTPL4224	94	Screen	TSTWHT2372	87	Tour Worksurface
TSTPL4230	94	Screen	TSTWHT3248	87	Tour Worksurface
TSTPL4236	94	Screen	TSTWHT3254	87	Tour Worksurface
TSTPL4242	94	Screen	TSTWHT3260	87	Tour Worksurface

Style Number Index, continued

Style Number	Page	Description
TSTWHT3266	87	Tour Worksurface
TSTWHT3272	87	Tour Worksurface
TSTWHY2436	88	Tour 120° Corner Worksurface
TSTWHY2442	88	Tour 120° Corner Worksurface
TSTWHY2448	88	Tour 120° Corner Worksurface
TSTWLR30	89	Tour Worksurface
TSTWLR36	89	Tour Worksurface
TSTWLR1842	86	Tour Worksurface
TSTWLR1848	86	Tour Worksurface
TSTWLR1854	86	Tour Worksurface
TSTWLR2436	86	Tour Worksurface
TSTWLR2442	86	Tour Worksurface
TSTWLR2448	86	Tour Worksurface
TSTWLR2454	86	Tour Worksurface
TSTWLR2460	86	Tour Worksurface
TSTWLR2466	86	Tour Worksurface
TSTWLR2472	86	Tour Worksurface
TSTWLR3060	86	Tour Worksurface
TSTWLR3066	86	Tour Worksurface
TSTWLR3072	86	Tour Worksurface
TSTWLT2348	87	Tour Worksurface
TSTWLT2354	87	Tour Worksurface
TSTWLT2360	87	Tour Worksurface
TSTWLT2366	87	Tour Worksurface
TSTWLT2372	87	Tour Worksurface
TSTWLT3248	87	Tour Worksurface
TSTWLT3254	87	Tour Worksurface
TSTWLT3260	87	Tour Worksurface
TSTWLT3266	87	Tour Worksurface
TSTWLT3272	87	Tour Worksurface
TSTWLY2436	88	Tour 120° Corner Worksurface
TSTWLY2442	88	Tour 120° Corner Worksurface
TSTWLY2448	88	Tour 120° Corner Worksurface
TSTWMP1242	93	Modesty Panel
TSTWMP1248	93	Modesty Panel
TSTWMP1254	93	Modesty Panel
TSTWMP1260	93	Modesty Panel
TSTWMP1266	93	Modesty Panel
TSTWMP1272	93	Modesty Panel

Trademark List

® The following are registered trademarks for products of Steelcase Inc. or one of its related corporate entities: 4 o'clock, 900 Series, à la carte, Airtouch, Ally, Amia, Answer, Archipelago, Avenir, Ballet, Bix, Brayton International, Cachet, Canopy, Canto, Chancellor, Coalesce, Confidante, Context, Convene, CopyCam, Criterion, Crushed Can, Currency, dash, Designtex, Details, Detour, Drive, Elective Elements, Ellipse, Ember Chrome, Emerge, E-Table 2, FYI, Garland, Gentry, Ginkgo Biloba, Groupwork, Ideo, Jacket, Jenny, Jersey, Kart, Kick, LaCosta, Leap, Let's B, LiveBack, Max-Stacker, media:scape, Metro, Migrations, Mitra, Montage, Nurture, Oriana, Parade, Pathways, PCT, Permiso, Player, PolyVision, Portal, Power Pincher, Progeny, Protégé, R2, Rally, Relevant, Reply, Rizzi Arc, Sensor, Series 9000, Siento, Sieste, Sine, Softcare, Springboard, Steelcase, Steelcase Design Partnership, Stella, Stow Davis, Swathmore, TeamWork, Technique, Texpress, Think, Thunder, Topo, Train, turnstone, Underline, Unison, Vecta, Viridian, Walden, Werndl, and X-Stack.

® The following registered trademarks are under license from AWI Licensing Company, Dover, DE: SoundScapes, DuraBrite, BioBlock, and Armstrong.

® The following registered trademarks are under license from Byrne Electrical, Rockford, MI: Interport, Mini-Port, Axil Z, and Ellora.

® The following is a registered trademark of DuPont, Wilmington, DE: Corian.

® The following is a registered trademark of Genlyte Thomas Company, Louisville, KY: Lightolier.

® The following is a registered trademark of Hilti Corporation, FL-9494 Schaan, Principality of Liechtenstein: Hilti.

® The following is a registered trademark of Leviton Manufacturing Company, Little Neck, NY: Decora.

® The following is a registered trademark of Mechanical Plastics Corp, Elmsford, NY: Toggler.

® The following is a registered trademark of Microsoft Corporation, Redmond, WA: Microsoft.

® The following is a registered trademark of Panduit Corporation, Lockport, IL: Panduit.

® The following is a registered trademark of Trav (Press), Cuneo, Italy: Assisa.

® The following is a registered trademark of Virtual Ink, Boston, MA: mimioActive.

® The following registered trademarks are under license from Wilkhahn Furniture Products: Avera, Senzo, Versal, and Wilkhahn FS.

® The following is a registered trademark of Wilsonart International, Temple, TX: Chemsurf.

® The following is a registered trademark of Wiremold, West Hartford, CT: Wiremold.

® The following is a registered trademark of EMU Group S.P.A., Perugia, Italy: Emu.

™ The following are trademarks for products of Steelcase Inc. or one of its related corporate entities: Access, Active/Passive Shelf, Ainsley, Akira, Alcove, Alerion, alight, Amaris, American Elect, American Tradition, ap40, Arbor, Arriva, Asana, Ascot, Aspekt, Astor, Await, Bassline, B-Free, Bira, Bivi, Bottomline, Brody, Brook, Buoy, Burton, c:scape, Calla, Calm, Camber, Campfire, Capa, Cappuccino, Cesar, Chester, Chord, Circa, Clarendon, Classic Rectangular, cobi, Collaboration, Community, Company, Convey, Cortex, Coupe, Crea, Crew, Cura, Cypress, Davenport, Dearborn, Deck, Déjà, Denizen, Denska, Derby, Divisio, Donovan, Dune, Duo, e³, e³ ceramicsteel, e³ environmental ceramicsteel, Echo, Edge, Elсна, Empath, Empress, Enea, ēno, EnSync, Enviro, Escapade, Exchange, Exponents, Field, Flat Top, FlexFrame, Flip Top, Flute, Folio, FrameOne, FreeFlow, Frontier, Galilei, Gesture, Ginger, Ginkgo, Go Wall, Grip, Groove, Hatchback, Hawthorne, Hitch, Host Collection, Hosu, Huddleboard, i2i, Impact, Indy, InfoLink, IOS, I-Solve, Jack, Jarrah, Jetty, Juice, Kami, Kast, Kathryn, Lagunitas, Lark, L'Attitude, LearnLab, Leela, LessThanFive, Lincoln, Linden, LiveSeat, Loria, Lyric, Malibu, Malibu Too, Mansfield, Marathon, Martini, Mason, Masque, Migration, Millbrae, Mineral, Mingle, Mystic, Mystic Metal, Mystic Wood, Montara650, Montreal, Move, Nadia, Neighbor, nesso, Nickel, Nikko, Nod, Node, Norfolk, Ology, Ontrak, Oom, Opus, Orchid, Outlook Collection, Ovation, Paloma, Paperflo, Parliament, Pasio, Passerelle, Patriarch, Payback, Peek, Pile File, Pisa, Pool, Potrero415, PUCK, QiVi, Quba, Rave, Reed, Regard, Relay, Reunion, Ripple, Riser, Rocco, Rocky, RoomWizard, Runner, Satellite, Sawyer, ScapeSeries, Senti, Sentinel, Senza, Sequoia, Session, ShareLink, Shield, Shortcut, Sidewalk, Skylar, Slumber, Smoke, Snug, Soft Leaf, Sonata, Sorrel, SOTO, Stationkits, Steelcase Series, Stiletto, Surprise!, Switch, Symphony, Sync, TagWizard, Tava, TeamStudio, TeamTheater, Tenaro, Terrazzo, Theorem, Thread, Topaz, Touchdown, Tour, Tower Too, Trees, Trillium, Trolly, tX2, U-Free, Uno, V.I.A., Verb, Verge, Victor2, Visalia, Waldorf, Woodruff, Workspring, and X-tenz.

™ The following is a trademark of Microsoft Corporation, Redmond, WA: Windows.

™ The following is a trademark of Rodman Industries, Inc., Oconomowoc, WI: ResinCore1.

™ The following is a trademark of Ultrafabrics, LLC, Elmsford, NY: Ultraleather.

™ The following trademarks are under license from Wilkhahn Furniture products: Cana, Linus, Logon, Picto, Range, Stitz, Thema, Timetable, and Tubis.

™ The following is a trademark of MBDC, Charlottesville, VA: Cradle to Cradle and C2C.

™ The following trademarks are under license from Walter Knoll: Andoo, Bob, Lazlo, Lox, Ribbon, and Together.

™ The following trademarks are under license from PP Möbler: Bar and Flag Halyard.

™ The following trademarks are under license from Viccarbe: Davos, Holy Day, Last Minute, RS, and Wrapp.

™ The following trademarks are under license from Carl Hansen: Elbow, Paddle, Shell, Wing, and Wishbone.

™ The following trademarks are under license from Cambridge Sound Management, LLC, Cambridge, MA: QtPro Soundmasking, Qt Quiet Technology, and Sonet Qt.

™ The following is a trademark of Electri-Cable Assemblies, Shelton, CT: Interact.

Trademarks used here in are the property of Steelcase, Inc. or of their respective owners.