
Surface Materials Reference Manual August 2015

What's New?

Spec News is available on village.steelcase.com. Search AdStock and download the current release's Spec News.

Tip: Information that you might need (but that is not necessarily required to specify materials) is organized in the back of the manual called Resources – The Fine Print.

Surface Materials Overview	3
Global Palette Overview	11
Steelcase Surfaces Program	21
Availability Matrices Steelcase Surfaces	37
Test Standards and Technical Information	73
Select Surfaces Program	91
Custom Surfaces Program	95
Material Direction Guidelines	113
Fire Codes	119
Established and Transitional Surface Materials	125
Resources – The Fine Print	131

► For a list of all trademarks, refer to the last page of this reference manual.



Surface Materials Overview

Our Surfaces Offering	4
What's New in Surface Materials	5
Surfaces Made Simple	6
Select Surfaces - Ordering Information	8

Our Surfaces Offering

Smart, simple, and functional

Color Matters

Three simple ideas helped create a palette that works. By looking at the color or hue, the value from light to dark, and the range a color has to cross over color families, our hard surface offering creates a common color logic shared across material types.

Wherever you find inspiration, our hard surface offering has a choice for you: warm or cool; red, green, blue or yellow; light to dark.

As color theory goes, the closer a color gets to neutral the greater its ability to cross over multiple color families. Our neutral palette does that. Add some metallics to the mix and you have neutral colors that work in any space.

Choice Matters

It all works together. And we meant for that to happen. Finishes coordinate - laminate colors and patterns are created to match with or coordinate with paint and plastic colors. Our textiles were designed to work with our hard surfaces.

Choose any architectural elements for a space, and our surfaces will coordinate with them.

Creativity Matters

At the end of the day, it's all about you.

At first glance, the hard surfaces offering may appear to be a group of simple beiges and greys. It is; this offering of crisp, clear neutrals is designed to help the design professional by facilitating, not inhibiting, design freedom in their environments. A wide range of textiles offer the ability to make a statement and add color within a space. Anything is possible - well, almost anything - and if there is a need for a unique solution that our regular offering does not address, our Custom Surfaces program can help satisfy your creativity.

The Earth Matters

We live by a set of environmental design objectives to guide our product development work. These objectives include product durability, recycled content and recyclability, elimination of harmful materials and indoor air quality impact, use of sustainably harvested woods, reduction of energy use, and product end of life strategies. These objectives are intended to drive us forward so that each new product will have stronger environmental properties than the one it replaces.

Steelcase Surfaces – New Woodgrain Laminates – August 2015

Our new series of Wenge-inspired laminates offer a neutral range of color choice for use across multiple environments. The four finishes come in HPL, LPL, and matching edge bands. Samples can be purchased via Adstock or you can visit the Finish Library at finishlibrary.steelcase.com to see all available colors and a list of availability, by product line.

Select Surfaces – Composite Veneers – August 2015

We're expanding our selection of material choices through the introduction of several new composite veneers and matching edge bands. These seven new finish options offer engineered wood selections that create a consistent grain pattern and exhibit many desirable wood characteristics. Composite veneers are easy to order and have established pricing on pre-tested, pre-approved product lines. Samples can be purchased via Adstock or you can visit the Finish Library at finishlibrary.steelcase.com to see all available colors.

Steelcase Surfaces – New Laminate and Edge Options – Merle and Milk – June 2015

Merle, the popular paint (7360), plastic (6527), and back painted glass (6591) option is now available as an HPL (2HMG), LPL (2LMG), and edge (6527). This solid, dark-grey color acts as a sophisticated alternative to black. Additionally, we have enhanced our milk color offering by introducing a matching LPL (2L84) to the existing HPL (2884), plastic (6052), and paint (4242). Samples of the new laminate and edge finishes can be purchased through AdStock or you can visit the finish library at finishlibrary.steelcase.com to see digital images. For product application approvals, visit page 37 of this reference manual.

Select Surfaces – New Fabrics from Designtex – June 2015

New to Select Surfaces are several fabrics from Designtex. Materials in Select Surfaces offer established pricing and have been pre-tested and pre-approved on Steelcase products. For images of the new materials, visit steelcase.com/selectsurfaces. For details on how to order materials within Select Surfaces, see page 91 of this Reference Manual. For a list of patterns in the offering, visit steelcase.com/selectsurfaces. For sampling, please contact Designtex Customer Service at 800.221.1540 or visit designtex.com.

Surfaces Made Simple

Our Surface Materials

We have revamped our offering into an easy to understand availability framework.

- Steelcase Surfaces
- Select Surfaces
- Custom Surfaces

Steelcase Surfaces

Timeless, tried and true.

These are the surface choices that make up our standard offering. Steelcase Surfaces are categorized into three life cycle categories:

- 1) **Active:** Current surfaces that we actively promote. *Classics* - our “go to” designs, made for standardization, with a minimum 10 year availability and 12 year warranty. *Inspire* - surface materials with unique attributes, like aesthetics, environmental properties, etc., with a minimum 5 year availability and 12 year warranty.
- 2) **Established:** Surfaces that have been retained to support customers who have standardized on these colors. No cull date is established. Longevity varies.
- 3) **Transitional:** Surfaces with an identified end of life timeframe. Whenever possible, cull dates have been established.

Select Surfaces

Trend-driven choices. More leading edge materials. Ease of use.

We have expanded our ability to offer choice by partnering with “best in class” companies to use their products on ours in a facilitated way. No testing, no calculating yardage, and no adding a line item for the extra textile cost; all of this has already been done. It is our plan to continue to grow this offering so that we continue to make it easy and beautiful to use Steelcase.

Designtex

It all starts with Designtex. We’ve had a “Graded-In” program with Designtex for years, but found that the process of introducing them to work like a standard textile (by assigning a Steelcase finish number, for starters) was inhibiting the ability to offer more of their textiles on more of our products, and to do so more frequently. All Select Surfaces products from Designtex, including finishes formerly supported with four digit Steelcase finish numbers, are now ordered only via the Select Surfaces model. Please see ordering information on page 8 for specifics.

Gabriel

One of two new offerings under Select Surfaces is a collection of seating fabrics from a niche company that develops, manufactures, and sells upholstery fabrics out of Europe. With the addition of Gabriel to the Select Surfaces offering, we extend our design choice and improve global consistency.

Kvadrat

The second of the new offerings comes from Kvadrat. Also a European supplier, Kvadrat creates high quality, contemporary textiles, and textile-related products. This collection of seating upholstery fabrics builds on our global offering and leverages industry leaders on a global scale.

Pollack

Pollack, a boutique company and one of the original suppliers in the Select Surfaces offering, continues to play a key role in the offering. With Pollack’s unique design approach to textile development, we offer a beautiful collection of seating upholstery textiles. The ordering information can be found on page 8.

Accent Paints

Accent paints allow customers to add trend-driven color to painted surfaces. These Price Group 3 pre-matched selections are available without the PerfectMatch registration fee. If one of the colors phases out of the program, customers can continue to specify these finishes without being charged a registration fee. It is our intention to evolve this collection often, to ensure that fresh new colors are always available. That is one of the hallmarks of Select Surfaces - offering trend-driven, leading edge material choices in a facilitated way to enhance spaces that work.

Signature Plastics

Signature Plastics allow customers to create space solutions that are consistent with their own brand. These plastic color choices are available for use on Node and Move for an additional upcharge. The nine new finish options were developed to match some of the most commonly used colors in university and corporate logos. These pre-tested colors can be ordered using standard finish codes, but may have extended leadtimes.

Composite Veneers

New wood composite veneers are now available to order. These composites have established pricing (Wood 1 price group) and have been pre-tested and preapproved on select Steelcase product lines. The result is an enhanced level of materials choice that is also easy to order. For images of the new materials, visit finishlibrary.steelcase.com. For information on how to order these composites, see page 9 of this Reference Manual. For sampling information, see page 138 of this Reference Manual.

Custom Surfaces

Even with the choices we offer through Steelcase and Select Surfaces, we know that sometimes there is a need to provide customers with a solution that is uniquely theirs.

Custom Surfaces are things like:

- COM (Customer's Own Material)
- Open Line Laminate
- PerfectMatch paints
- Customiz stain

For more information on these programs, please visit the Custom Surfaces Program section of this spec guide, page 95.

Select Surfaces – Ordering Information

Ordering Select Surfaces – Textiles

Fabrics available through Select Surfaces may have extended leadtimes. To specify a Select Surface textile on a product using Hedberg, pick the appropriate grade from your upholstery listing, and enter the corresponding finish in the Product Specification screen:

Price Group	Finish Code
2	59DB
3	59DC
4	59DD
5	59DE
6	59DF
7	59DG
8	59DH
9	59DJ
10	59DK

Next, in the Special Fabric Information pop up window, provide the required fabric details, including:

- the fabric vendor code
- the deal number
- the pattern name and number
- the color name and number
- the direction the fabric is to be applied

Designtex

For Designtex products offered as Select Surfaces (including those previously Graded-In), please use **DSGNTX0001** as the deal number.

Gabriel

For Gabriel products offered as Select Surfaces, please use **GABRIEL001** as the deal number.

Kvadrat

For Kvadrat products offered as Select Surfaces, please use **KVADRAT001** as the deal number.

Pollack

For Pollack products being offered as Select Surfaces, please use **POLLAC0001** as the deal number.

For a comprehensive list of patterns and price grades that make up the Select Surfaces offering, visit steelcase.com/selectsurfaces. Or, visit the finish library at steelcase.com/finishlibrary and narrow your search by selecting Select Surfaces in the offering drop down menu.

Ordering Select Surfaces – Accent Paints

For registration and ordering any of the Price Group 3 Accent Paints listed below, please follow the same instructions given for PerfectMatch paints on page 101 of this reference manual. You can find the registration forms online under <http://srh.steelcase.com/pmlanding.aspx>.

Price Group	Finish Number	Finish Name
3	4AQ6	Maya Blue
3	4AQ7	Tangerine
3	4AQ8	Wasabi
3	4AQ9	Scarlet
3	4AT7	Concord
3	4AV3	Blue Jay
3	4BG7	Taxi
3	4BH7	Canary
3	4BJ9	Sailor
3	4BQ7	Fuchsia

Ordering Select Surfaces – Signature Plastics

Signature Plastics allow customers to create space solutions that are consistent with their own brand. These plastic color choices are available for use on Node and Move for an additional upcharge. The nine new finish options were developed to match some of the most commonly used colors in university and corporate logos. These pre-tested colors can be ordered using standard finish codes, but may have extended leadtimes.

6BC1	Crimson
6BC2	Purple
6BC3	Green
6BC4	Burgundy
6BC5	Blue
6BC6	Orange
6BC7	Brown
6BC8	Gold
6BC9	Red

Ordering Select Surfaces – Composite Veneers

To order a Composite Veneer available in the Select Surfaces offering, use the following steps:

- 1) Fill out a **COMPOSITE** request form for the desired finish, making sure you indicate how large your project will be using units or dollar volume at list. The **COMPOSITE** request forms are available in printed form on Adstock and in electronic form on Village or Steelcase.com. The (normal) \$425 fee does not apply if you are ordering a composite with a clear-coat finish. Incomplete forms will be rejected as the requested information is critical to the order process for these materials (this step is used to estimate how much veneer is required to complete your job). Please sign the form after reading about the characteristics of composite veneers and submit to the Steelcase Finish Lab. The size of your project may affect leadtimes based on availability of the requested material

*NOTE: If you desire a stain to be placed on the selected composite, you must use the standard **CUSTOMIZ** request process.*

- 2) After submitting your request to the Steelcase Finish Lab, you will receive authorization to use the particular finish, which features a clear-coat finish.
- 3) After being authorized, place your order as you normally would for any other veneer finish, calling out the appropriate finish code. See below for a list of finish codes available through the offering.

NOTE: Solid nosings or wood integral pulls are not available for use with composite veneers - specify edge band solutions only. For example, specify Elective Elements' square edge worksurface instead of the solid-nosing waterfall edge.

The following finishes are now available through the Composite Veneer offering:

Wood Group 1

3F6X	QC/OP	Medium Natural Composite
3F8X	QC/OP	European Walnut Composite
3F9X	QC/OP	Walnut Composite
3GAX	QC/OP	Gold Teak Composite
3GFX	QC/OP	Rosewood Composite
3GGX	QC/OP	Zebrano Composite
3GHX	RC/OP	Dark Cerused Oak Rift Composite
3HGX	QC/OP	Oak Composite
3HVX	QC/OP	Walnut Composite
3JDX	FC/OP	Oak Composite
3JEX	QC/OP	Maple Composite
3JFX	FC/OP	Maple Composite
3JGX	QC/OP	Cherry Composite
3JHX	FC/OP	Cherry Composite
3JJX	FC/OP	Walnut Composite

Note: To understand more about composite ordering, leadtimes, and pricing, please consult the composite sign-off sheet available through Steelcase advertising stock, form number 14-0000141. A sign-off sheet is required prior to orders being accepted for composite projects.

Note: Known for their color consistency, composite veneers feature a clear coat finish applied in the finishing process. Because the veneers are sourced in large lots, overall color within a specific purchase order should have minimal color inconsistency. However, composite customers should know that colors may vary slightly from dye lot to dye lot. This inconsistency may be noticed when replacement pieces are ordered that may be from different dye lots, or when a new project phase is installed. Also note that composite veneers tend to fade and lighten overtime, especially with sun exposure.



Global Palette Overview

Global Palette Overview	12
Global Color Conversion Matrix by Geography	13
Global Palette Matrices	
Global Paint Matrix	16
Global Laminate Matrix	17
Global Plastic Matrix	18
Global Fabric Matrix	19

Global Palette Overview

Global Palette Overview

A core collection of finishes that is available across multiple geographies and on relevant product lines. The palette offers materials that have been selected to coordinate with one another and are easy to specify. They are globally appropriate, familiar, and available to order on Steelcase product lines around the world.

Why

To improve the overall experience for our global clients and allow them to create a consistent brand wherever work happens. Internal branding plays an important role in corporate spaces and our customers are motivated by a growing desire to have consistent representation of the company culture and values across all geographies - the global palette provides a consistent look and feel to help reinforce a common brand and culture.

Where

Geographies include the Americas – North, Central and South; EMEA – Europe, the Middle East, and Africa; APAC – Asia Pacific. Not all finishes are available on all product lines, in all geographies. Use the matrices in this reference manual to help with application approval and availability across the different regions. For details on how to order product in each geography, regional specification guides should be referenced.

What

Paint – the foundation for design in a space and consequently, the foundation of materials choice within the global palette. To ensure a balanced and complete offering, we have considered color family, value, range, neutrality, and global trends. The nine colors that make up the global paint offering include:

- Arctic White and Arctic White Gloss
- Black
- Champagne Metallic
- Merle
- Midnight Metallic
- Nickel
- Platinum Metallic
- Sterling Metallic

Laminate – a deliberate selection of laminates has been selected to coordinate with the global paint offering:

- Acacia
- Clear Maple
- Clear Walnut
- Seagull

Textile/Knit/Mesh – a wide range of color, texture, and patterns are included in the textile/knit/mesh offering. Some are popular European choices that are now available in the Americas and/or APAC, while others are popular choices in the Americas that are now available in EMEA and/or APAC:

- Buzz2
- Cogent: Connect / Atlantic
- Gaja - Cradle to Cradle
- Remix
- Steelcut Trio
- 3D Knit
- Connect 3D
- QiVi Net
- Reply Air Mesh

Plastics – from classic neutrals to fundamental color selections, the following seating plastic choices coordinate with paints, laminates, and other finishes in the global palette:

- Arctic White
- Black
- Citron
- Jazz
- Merle
- Picasso
- Platinum Solid
- Seagull
- Wasabi

Other

We will continue to stay close to global material trends and make enhancements to the offering. Reference pages 13-19 for additional details around geography/product availability and finish number conversions. For samples, contact your local Steelcase sales representative.

Global Color Conversion Matrix by Geography

Below is a list of finish numbers, by geography, for materials within the global palette. Not all finishes are available on all product lines, in all geographies. Use the matrices in this reference manual to help with application approval and availability across the different regions. For details on how to order product in each geography, regional specification guides should be referenced.

Global Paint Palette

Finish Name	Americas Finish Number	EMEA Finish Number	APAC Finish Number
Arctic White Gloss	4140	WG	-
Arctic White (Matte)	7241	WM	7241
Black	7207	PB	BK/7207
Champagne Metallic	4750	CH	-
Merle	7360	MG	7360
Midnight Metallic	7246	MI	-
Nickel	4728	NI	NI
Platinum Metallic	4799	SL	SL/4799
Sterling Metallic	4798	ST	-

Global Laminate/Melamine Palette

Finish Name	HPL/LPL Americas Finish Number	Melamine EMEA Finish Number	LPL APAC Finish Number
Acacia	2HAT/2LAT	AT	AW01
Natural Maple/Clear Maple/Maple	2409/2L09	ET/160	160
Seagull	2883/2L83	B7	2L83
Clear Walnut	2538/25LB	CW	25L8

Global Plastic Palette

Finish Name	Americas Finish Number	EMEA Finish Number	APAC Finish Number
Arctic White/White	6009	WM/55	-
Black	6205	05	6205
Citron/Orange	6332	O9	6332
Jazz	6336	-	6336
Merle	6527	MG	6527
Picasso/Baby Blue	6333	B9	6333
Platinum Solid	6249	PM	6249
Seagull	6053	B7	6053
Wasabi	6335	VP	6335

Tip: Three specific regions are included in the "Americas" – North, Central, and South America.

Tip: The acronym EMEA stands for Europe, the Middle East, and Africa.

Tip: The acronym APAC stands for Asia Pacific.

Note: Not all finishes are available on all product lines, in all geographies. For details on how to order product in each geography, regional specification guides should be referenced.

Global Color Conversion Matrix by Geography, continued

Below is a list of finish numbers, by geography, for materials within the global palette. Not all finishes are available on all product lines, in all geographies. Use the matrices in this reference manual to help with application approval and availability across the different regions. For details on how to order product in each geography, regional specification guides should be referenced.

Global Palette—Woven Textiles

Finish Name	Americas Finish Number	EMEA Finish Number	APAC Finish Number
Atlantic/Cogent: Connect	Cogent: Connect	Atlantic	Cogent: Connect
Apple Green/Wasabi	5S23	AT03	5S23
Beige/Malt	5S27	AT12	5S27
Black/Licorice	5S26	AT04	5S26
Blue Jay	5S21	AT16	5S21
Coconut	5S15	AT14	5S15
Nickel	5S24	AT17	5S24
Orange/Tangerine	5S17	AT05	5S17
Pepper/Graphite	5S25	AT10	5S25
Root Beer	5S28	AT18	5S28
Royal Blue	5SD0	AT08	5SD0
Scarlet	5S18	AT15	5S18
Buzz2			
Alpine	5G64	BU02	5G64
Black	5F17	BU09	5F17
Blue	5F07	BU12	5F07
Burgundy	5F05	BU13	5F05
Chocolate	5G58	BU04	5G58
Meadow	5G59	BU03	5G59
Navy	5F08	BU11	5F08
Pumpkin	5G55	BU06	5G55
Rouge	5G57	BU05	5G57
Sable	5G51	BU08	5G51
Stone	5F15	BU10	5F15
Sunrise	5G53	BU07	5G53
Tornado	5G65	BU01	5G65
Gaja - C2C			
Apple Green	5W59	2023	Pre-Approved Special
Black	5W40	2011	Pre-Approved Special
Black Raspberry	5W57	2051	Pre-Approved Special
Camellia Red	5W51	2044	Pre-Approved Special
Chili Pepper	5W61	2053	Pre-Approved Special
Crimson	5W43	2001	Pre-Approved Special
Daffodil	5W62	2045	Pre-Approved Special
Deep Blue	5W60	2010	Pre-Approved Special
Emerald	5W52	2046	Pre-Approved Special
Greige	5W47	2040	Pre-Approved Special
Ink	5W44	2021	Pre-Approved Special
Java	5W50	2043	Pre-Approved Special
Light Blue	5W55	2049	Pre-Approved Special
Maroon	5W56	2050	Pre-Approved Special
Night Blue	5W45	2017	Pre-Approved Special
Olive	5W54	2048	Pre-Approved Special
Pearl Grey	5W42	2027	Pre-Approved Special
Pepper	5W41	2015	Pre-Approved Special

Finish Name	Americas Finish Number	EMEA Finish Number	APAC Finish Number
Gaja - C2C, continued			
Petrol	5W46	2007	Pre-Approved Special
Sepia	5W48	2041	Pre-Approved Special
Snow Pea	5W53	2047	Pre-Approved Special
Spruce	5W58	2052	Pre-Approved Special
Umber	5W49	2042	Pre-Approved Special
Remix			
Beige	RE05	RE05	Pre-Approved Special
Blue Jean	RE10	RE10	Pre-Approved Special
Concrete Grey	RE08	RE08	Pre-Approved Special
Dark Chocolate	RE04	RE04	Pre-Approved Special
Hazelnut	RE07	RE07	Pre-Approved Special
Ivy Green	RE11	RE11	Pre-Approved Special
Linen Beige	RE06	RE06	Pre-Approved Special
Night Blue	RE13	RE13	Pre-Approved Special
Pebble	RE03	RE03	Pre-Approved Special
Primavera Yellow	RE12	RE12	Pre-Approved Special
Pumpkin	RE02	RE02	Pre-Approved Special
Rust	RE01	RE01	Pre-Approved Special
Sky Blue	RE09	RE09	Pre-Approved Special
Steelcut Trio			
Blue Jay Mix	TR14	TR14	Pre-Approved Special
Brown Frost	TR15	TR15	Pre-Approved Special
Cassonade Beige	TR03	TR03	Pre-Approved Special
Chocolate Blue	TR05	TR05	Pre-Approved Special
Electric Blue	TR12	TR12	Pre-Approved Special
Ice Blue	TR11	TR11	Pre-Approved Special
Licorice Black	TR06	TR06	Pre-Approved Special
Lime Green	TR16	TR16	Pre-Approved Special
Mist Grey	TR01	TR01	Pre-Approved Special
Mustard Yellow	TR07	TR07	Pre-Approved Special
Myrtle Brown	TR10	TR10	Pre-Approved Special
Nutmeg Beige	TR04	TR04	Pre-Approved Special
Peppermint Green	TR13	TR13	Pre-Approved Special
Raspberry Pink	TR09	TR09	Pre-Approved Special
Red Currant	TR08	TR08	Pre-Approved Special
Stone Grey	TR02	TR02	Pre-Approved Special

Tip: Three specific regions are included in the "Americas" – North, Central, and South America.

Tip: The acronym EMEA stands for Europe, the Middle East, and Africa.

Tip: The acronym APAC stands for Asia Pacific.

Note: Gaja - C2C, Remix, and Steelcut Trio can be ordered as a pre-approved special on applicable product lines in APAC.

Note: Not all finishes are available on all product lines, in all geographies. For details on how to order product in each geography, regional specification guides should be referenced.

Below is a list of finish numbers, by geography, for materials within the global palette. Not all finishes are available on all product lines, in all geographies. Use the matrices in this reference manual to help with application approval and availability across the different regions. For details on how to order product in each geography, regional specification guides should be referenced.

Global Palette—Knit and Mesh Textiles

Finish Name	Americas Finish Number	EMEA Finish Number	APAC Finish Number
3D Knit			
Blue Jay	5098	15	5098
Coconut	5065	02	5065
Graphite/Pepper	5092	11	-
Licorice/Black	5064	01	5064
Malt/Beige	5066	10	5066
Nickel	5093	17	5093
Root Beer/Autumn Brown	5067	05	-
Royal Blue	5089	16	-
Scarlet	5095	14	5095
Tangerine/Orange	5094	13	5094
Wasabi/Apple Green	5090	12	5090
Connect 3D			
Coconut	5015	14	5015
Tangerine/Orange	5017	05	-
Scarlet	5018	15	-
Blue Jay	5021	16	-
Wasabi/Apple Green	5023	03	-
Graphite/Pepper	5025	10	5025
Licorice/Black	5026	04	-
Malt/Beige	5027	12	-
Qivi Net			
Wasabi/Apple Green	QN01	01	-
Licorice/Black	QN02	02	-
Tangerine/Orange	QN03	03	-
Graphite/Pepper	QN04	04	-
Malt/Beige	QN05	05	-
Coconut	QN06	06	-
Scarlet	QN07	07	-
Blue Jay	QN08	08	-
Reply Air Mesh			
Grey	AR01	01	AR01
Black	AR02	02	AR02
White	AR03	03	AR03
Red	AR04	04	AR04
Royal Blue	AR05	05	AR05
Apple Green	AR06	06	AR06
Orange	AR07	07	AR07
Bright Purple	AR08	08	AR08
Sable	AR09	-	AR09

Tip: Three specific regions are included in the "Americas" – North, Central, and South America.

Tip: The acronym EMEA stands for Europe, the Middle East, and Africa.

Tip: The acronym APAC stands for Asia Pacific.

Note: Not all finishes are available on all product lines, in all geographies. For details on how to order product in each geography, regional specification guides should be referenced.

Global Paint Matrix

Note: Product lines that are available across multiple geographies and missing from the matrix are not available with these surface materials globally.

Finish Number	Furniture							Seating						
	Divisio Side Screen	FrameOne	media:scape	media:scape mini and mobile	ScapeSeries Tables	Universal Storage Products	Verb Tables	cobi	Gesture	i2i	media:scape Lounge	media:scape Lounge Ledge and Canopy	Node	Qivi
Global Paint														
Arctic White Gloss														
Americas	4140	•	□	□	■	□	•	•	•	□	□	•	•	•
EMEA	WG	•	□	□	■	□	•	□	•	□	□	•	•	•
APAC	-	•	•	⊗	⊗	⊗	⊗	⊗	•	⊗	•	⊗	⊗	⊗
Arctic White Matte														
Americas	7241	•	■	□	•	•	■	■	•	•	•	■	•	■
EMEA	WM	•	□	□	•	•	•	⊗	□	•	□	•	■	•
APAC	7241	■	•	⊗	⊗	⊗	⊗	•	⊗	•	⊗	⊗	•	⊗
Black														
Americas	7207	•	■	□	•	•	■	■	•	•	•	■	•	•
EMEA	PB	•	□	□	•	•	□	⊗	•	•	□	□	•	•
APAC	BK/7207	•	■	⊗	⊗	⊗	⊗	•	⊗	•	⊗	⊗	•	⊗
Champagne Metallic														
Americas	4750	•	□	□	•	•	■	■	•	•	•	■	•	•
EMEA	CH	•	□	□	•	•	•	⊗	•	•	□	□	•	•
APAC	-	•	•	⊗	⊗	⊗	⊗	•	⊗	•	⊗	⊗	•	⊗
Merle														
Americas	7360	•	□	□	•	•	■	■	•	•	•	■	•	•
EMEA	MG	•	□	□	•	•	•	⊗	•	•	□	□	•	•
APAC	7360	■	■	⊗	⊗	⊗	⊗	•	⊗	•	⊗	⊗	•	⊗
Midnight Metallic														
Americas	7246	•	■	□	•	•	■	■	•	•	•	■	•	•
EMEA	MI	•	□	□	•	•	•	⊗	•	•	□	□	•	•
APAC	-	•	•	⊗	⊗	⊗	⊗	•	⊗	•	⊗	⊗	•	⊗
Nickel														
Americas	4728	•	□	□	•	•	■	•	•	•	•	■	•	•
EMEA	NI	•	□	•	•	•	□	⊗	•	•	•	•	•	•
APAC	NI	■	■	⊗	⊗	⊗	⊗	•	⊗	•	⊗	⊗	•	⊗
Platinum Metallic														
Americas	4799	■	□	■	•	■	■	■	□	■	□	■	■	■
EMEA	SL	■	□	□	•	□	□	⊗	•	■	•	□	■	■
APAC	SL/4799	■	■	⊗	⊗	⊗	⊗	■	⊗	■	⊗	⊗	■	⊗
Sterling Metallic														
Americas	4798	•	□	□	•	•	■	■	•	•	•	■	•	•
EMEA	ST	•	□	□	□	•	•	⊗	•	•	□	□	•	•
APAC	-	•	•	⊗	⊗	⊗	⊗	•	⊗	•	⊗	⊗	•	⊗

Legend

- = Not available
- = Available
- = Available with exceptions
- ⊗ = Available as pre-approved special
- ⊗ = Product line not available in the geography

Tip: For the most up to date availability information, on the global palette, please visit steelcase.com/materials under the global palette section.

Tip: For a detailed list of finish and color conversions by geography, see page 13 of this reference manual.

Tip: Three specific regions are included in the "Americas" – North, Central, and South America.

Tip: The acronym EMEA stands for Europe, the Middle East, and Africa.

Tip: The acronym APAC stands for Asia Pacific.

High-Pressure and Low-Pressure

Note: Product lines that are available across multiple geographies and missing from the matrix are not available with these surface materials globally.

		Finish Number	Furniture	FrameOne	media:scape	ScapeSeries Tables	Storage Products	Verb Tables	Seating	i2i Tablet Arm	media:scape Lounge Ledge and Canopy
Global Laminate / Melamine / Décor											
Acacia											
	Americas	2HAT	■	■	■	■	■	■		•	■
	EMEA	AT	□	□	□	□	□	⊗		•	□
	APAC	AW01	■	⊗	⊗	⊗	⊗	■		⊗	⊗
Clear Maple / Natural Maple / Maple											
	Americas (Clear Maple)	2409	■	■	■	■	■	■		•	■
	EMEA (Natural Maple)	ET/160	□	□	□	□	□	⊗		•	•
	APAC (Maple)	160	■	⊗	⊗	⊗	⊗	■		⊗	⊗
Clear Walnut											
	Americas	2538	■	■	■	■	■	■		•	■
	EMEA	CW	□	□	□	□	□	⊗		•	□
	APAC	25L8	■	⊗	⊗	⊗	⊗	■		⊗	⊗
Seagull											
	Americas	2883	■	■	■	■	■	■		■	■
	EMEA	B7	□	□	□	□	□	⊗		•	□
	APAC	2L83	■	⊗	⊗	⊗	⊗	■		⊗	⊗

Legend

- = Not available
- = Available
- = Available with exceptions
- ⊗ = Available as pre-approved special
- ⊗ = Product line not available in the geography

Tip: For the most up to date availability information, on the global palette, please visit steelcase.com/materials under the global palette section.

Tip: For a detailed list of finish and color conversions by geography, see page 13 of this reference manual.

Tip: Three specific regions are included in the "Americas" – North, Central, and South America.

Tip: The acronym EMEA stands for Europe, the Middle East, and Africa.

Tip: The acronym APAC stands for Asia Pacific.

Global Plastic Matrix

Global Plastic Matrix

Note: Product lines that are available across multiple geographies and missing from the matrix are not available with these surface materials globally.

		Finish Number	Seating	Gesture	Node	Qivi
Global Plastic						
Arctic White Matte / White						
Americas		6009		•	■	■
EMEA	WM / 55			•	■	■
APAC	-			•	•	⊗
Black						
Americas		6205		■	•	■
EMEA	05			■	•	■
APAC	6205			■	•	⊗
Citron / Orange						
Americas		6332		•	■	•
EMEA	O9			•	■	•
APAC	6332			•	■	⊗
Jazz						
Americas		6336		•	■	•
EMEA	-			•	•	•
APAC	6336			•	■	⊗
Merle						
Americas		6527		■	•	•
EMEA	MG			■	•	•
APAC	6527			■	•	⊗
Picasso / Baby Blue						
Americas		6333		•	■	•
EMEA	B9			•	■	•
APAC	6333			•	■	⊗
Platinum						
Americas		6249		□	■	■
EMEA	SL/PM			□	■	■
APAC	6249			•	■	⊗
Seagull						
Americas		6053		■	□	•
EMEA	B7			■	□	•
APAC	6053			■	•	⊗
Wasabi						
Americas		6335		•	■	•
EMEA	VP			•	■	•
APAC	6335			•	■	⊗

Legend

- = Not available
- = Available
- = Available with exceptions
- ⊞ = Available as pre-approved special
- ⊗ = Product line not available in the geography

Tip: For the most up to date availability information, on the global palette, please visit steelcase.com/materials under the global palette section.

Tip: For a detailed list of finish and color conversions by geography, see page 13 of this reference manual.

Tip: Three specific regions are included in the "Americas" – North, Central, and South America.

Tip: The acronym EMEA stands for Europe, the Middle East, and Africa.

Tip: The acronym APAC stands for Asia Pacific.

Global Fabric Matrix

Note: Product lines that are available across multiple geographies and missing from the matrix are not available with these surface materials globally.

	Furniture		Seating											
	Divisio	Side Screen	FrameOne	Amia	cobi	Gesture	i2i	Leap	Leap Plus*	media:scape Lounge	media:scape Lounge Canopy	QiVi	Reply	Think
Global Fabric														
Atlantic / Cogent: Connect														
Americas (Connect)	■	■		□	□	□	■	□	■	■	•	■	□	■
EMEA (Atlantic)	■	•		□	□	□	□	□	□	□	□	□	□	□
APAC (Connect)	•	■		⊗	⊗	□	⊗	□	⊗	■	•	⊗	□	□
Buzz2														
Americas	■	■		■	□	□	■	□	■	■	•	■	□	■
EMEA	■	□		□	■	□	□	□	•	•	•	□	□	□
APAC	•	■		⊗	⊗	□	⊗	□	⊗	■	•	⊗	□	□
Gaja - C2C														
Americas	•	•		■	□	□	■	□	■	■	•	■	□	■
EMEA	•	□		□	•	□	•	□	•	•	•	□	□	□
APAC	•	•		⊗	⊗	⊗	⊗	⊗	⊗	•	•	⊗	⊗	⊗
Remix														
Americas	•	•		■	□	□	■	□	■	■	•	■	□	•
EMEA	•	□		□	•	□	□	□	•	□	•	□	•	□
APAC	•	•		⊗	⊗	⊗	⊗	⊗	⊗	•	•	⊗	⊗	⊗
Steelcut Trio														
Americas	•	•		■	□	□	•	□	■	■	•	■	□	■
EMEA	•	□		□	•	□	•	□	•	□	•	□	□	□
APAC	•	•		⊗	⊗	⊗	⊗	⊗	⊗	•	•	⊗	⊗	⊗
Global Knit / Mesh														
3D Knit														
Americas	•	•		□	•	□	■	□	□	•	•	•	□	□
EMEA	•	•		•	•	□	□	□	•	•	•	•	□	□
APAC	•	•		⊗	⊗	□	⊗	□	⊗	•	•	⊗	•	□
Connect 3D														
Americas	•	•		•	■	•	•	•	•	•	•	■	•	•
EMEA	•	•		•	□	•	•	•	•	•	•	•	•	•
APAC	•	•		⊗	⊗	•	⊗	•	⊗	•	•	⊗	•	•
QiVi Net														
Americas	•	•		•	•	•	•	•	•	•	•	■	•	•
EMEA	•	•		•	•	•	•	•	•	•	•	■	•	•
APAC	•	•		⊗	⊗	•	⊗	•	⊗	•	•	⊗	•	•
Reply Air														
Americas	•	•		•	•	•	•	•	•	•	•	•	□	•
EMEA	•	•		•	•	•	•	•	•	•	•	•	□	•
APAC	•	•		⊗	⊗	•	⊗	•	⊗	•	•	⊗	□	•

Legend

- = Not available
- = Available
- = Available with exceptions
- ⊗ = Available as pre-approved special
- ⊗ = Product line not available in the geography

Tip: For the most up to date availability information, on the global palette, please visit steelcase.com/materials under the global palette section.

*Cogent: Connect is used in the upholstery process for Leap Plus in EMEA; however, the fabric is marketed as Atlantic. There are some small differences in color and pattern between Cogent: Connect and Atlantic.

Tip: For a detailed list of finish and color conversions by geography, see page 13 of this reference manual.

Tip: Three specific regions are included in the "Americas" – North, Central, and South America.

Tip: The acronym EMEA stands for Europe, the Middle East, and Africa.

Tip: The acronym APAC stands for Asia Pacific.



Steelcase Surfaces Program

Steelcase Materials Overview	22
Steelcase Surfaces Material Listing	24
Availability Matrices – Steelcase Surfaces	37
Systems and Casegoods	
Paint Matrix	38
Laminate Matrix	42
Plastic Matrix	46
Metal and Accessory Paint Matrix	49
Glass Matrix	50
Wood Matrix	51
Vertical Surface Fabric Matrix	54
Seating	
Seating Laminates Matrix	55
Seating Plastics Matrix	56
Seating Metal, Accessory Paint, and Coatings Matrix	58
Seating Wood Matrix	59
Seating Upholstery Matrix	60
Wood Seating Upholstery Matrix	63
Turnstone	
Paint Matrix	64
Laminate Core Palette Matrix	66
Wood Seating Matrix	68
Plastic Matrix	69
Seating Matrix	70
Turnstone 1.0	
Seating Matrix	71
Test Standards and Technical Information	
Test Standards	74
Vertical Surface Fabric Technical Information	82
Seating Upholstery Technical Information	86

Steelcase Materials Overview

Surfaces

Paint brings color to metal surfaces and provides them with a high-quality finish that is fade and chip resistant.

- **Smooth paints** provide saturated color to painted surfaces. Gloss levels range from 25% to 40%.
- **Textured paints** provide a subtle visual and tactile enhancement to painted surfaces. Textured paints have a 6% gloss level.
- **Metallic paints** bring richness to painted surfaces by the inclusion in the paint of tiny pieces of reflective material. Metallic paints are available, in most cases, with an upcharge. Please see individual product specification guides for these Price Group 2 upcharges. Metallic paints have a 40% gloss level.
- **Architectural paints** are specifically designed for use on Privacy Wall. These Price Group 1 paints have a 20% gloss level.
- **Accessory paints** are available on select product lines and accessory parts. These Price Group 2 high gloss finishes offer an elegant appearance through a gloss level of 85%.

Laminates are constructed by uniting two or more layers of resin-saturated paper together and sealing them with heat and/or pressure creating an attractive yet durable worksurface. *Note: Due to the natural variation of woodgrain color and texture, the match between woodgrain laminates and wood finishes will be a commercially acceptable match, rather than an exact match.*

- **High-Pressure Laminate (HPL)** is made up of a paper-thin layer of a decorative or solid impregnated sheet with a clear overlay and three to five additional pieces of impregnated kraft paper. These materials are fused together forming a solid laminate sheet. High-Pressure Laminate is bonded to board substrate using a water-based adhesive. These laminates meet or exceed all NEMA test standards for high-pressure laminates.

- **Low-Pressure Laminate (LPL)** is made up of a paper-thin layer of a decorative or solid sheet fused to particle-board or medium density fiberboard. Low-Pressure Laminates do not meet NEMA specification requirements, scratch resistance, or ball drop tests.

Plastics are used for many product parts, ranging from seating shells and table edges to grommets and wire managers.

- **Systems plastics** include a wide variety of product parts. Some of these parts appear on the product in close proximity to laminates. This is especially true of filler strips, edge bands, and grommets. For this reason, these systems plastics are available in colors to match or coordinate with laminates and paints. Additional systems plastics are designed to coordinate with the textiles, paints, and other surface materials in the program.
- **Seating plastics** are designed for seating shells, including stacking chairs. These plastics are strong, durable, and are available in integral colors to coordinate with other finishes in the Steelcase Surface Materials Program.

Coatings provide color choices for metal and fiberboard substrates.

- **Seating coatings** are high-wear coatings that provide color choices for the metal components of select seating products.

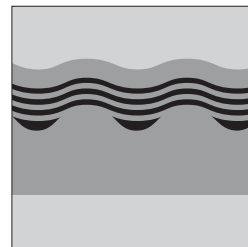
Metal finishes are designed for use on specific metal parts such as hardware on selected Steelcase product lines. They offer a high-aesthetic, high-value appearance, and are available in colors to coordinate with other finishes in the Steelcase Surface Materials Program.

Woods include Cherry, Maple, Oak, and Walnut veneers and solids in a palette of light, medium, and dark tones. Additional wood finishes on exotic veneer are available on select products. Wood is a natural material and variations will occur in color, grain structure, and texture.


Premium Veneers

A selection of Premium Veneers in this collection are available on most Steelcase brand products. The collection is Graded-In as Wood Group 2 and Wood Group 3, and supported like standard veneers to make ordering easy. Please see the Steelcase surface materials section on village.steelcase.com for sample information and product line availability. All Premium Veneers are in clear-coat.

Wood Finishes



- **Full-fill finish** is a medium-gloss wood finish that fills the grain texture, yet allows the grain pattern to be seen. The wood has a lustrous, satiny look and it is smooth to the touch. Full-fill finishes are available on worksurfaces only. Finish numbers that end with a **4** have a full-fill finish.



- **Open-pore finish** is a medium-gloss wood finish. The woodgrain texture is visible to the eye and distinguishable to the touch. Finish numbers that end with a **2** have an open-pore finish.

Veneers and solids

- **Wood** will develop a deep, rich patina over time as the wood ages. Mineral streaks, gum pockets, and pin knots are some of the unique characteristics that are visible in veneers and solids.

- **A solid wood furniture component** is, as the name implies, natural wood throughout the whole wood part. Panel top caps and end trim and worksurface edges are examples of solid wood components.
- **A veneer** is a thin sheet of wood that is used as the outer surface material to achieve a wood aesthetic.

Wood Seating

- The wood used in the construction of wood seating is either Maple or European Beech. Wood finishes applied to these solid components will match the color of Oak, Cherry, Walnut, or Maple veneers of the same finish name and number, but will not have the same grain characteristic.

Textiles

Textiles feature seating upholstery and vertical surface fabrics in a wide range of designs, colors, and prices.

- ▶ For the most up to date availability information, please visit Steelcase.com/materials under the *What Works on What* section.
- **Woven/knit textiles** are flexible materials consisting of a network of interlacing natural or artificial fibers.
- **Leather/coated materials** are fabric-like materials made of fiber that are bonded together by chemical, mechanical, heat, or solvent treatment.

Steelcase Surfaces Material Listing

Hard Surfaces

Paint	▶ Page 24
High-Pressure Laminate	▶ Page 25
Low-Pressure Laminate	▶ Page 25
Plastic	▶ Page 26
Coating	▶ Page 26
Metal and Accessory Paint	▶ Page 26
Acrylic	▶ Page 26
Glass	▶ Page 27
Wood	▶ Page 27

Steelcase Surfaces - Woven/Knit Textiles and Leather/Coated Materials

Vertical Surface Fabrics	▶ Page 29
Universal	▶ Page 31
Seating Upholstery	▶ Page 32
Brisa	▶ Page 34
Elmosoft Leather	▶ Page 34
Seating Vinyl	▶ Page 34
Stand In	▶ Page 35
Steelcase Leather	▶ Page 35
Other Upholstery	▶ Page 35

Turnstone and Turnstone 1.0 Surface Materials

Paint	▶ Page 36
Laminate	▶ Page 36
Wood	▶ Page 36
Plastic	▶ Page 36
Seating Upholstery	▶ Page 36
Mesh	▶ Page 36

🌐 = This finish is part of the global surface materials palette. Geographical differences, by product line, may apply.
 ⓘ = Established

Paint

Steelcase Surfaces

Textured Paint

Price Group 1

7207 Black 🌐	7239 Midnight
7225 Sand	7241 Arctic White 🌐
7230 Basalt	7243 Seagull
7236 Fog ⓘ	7250 Sterling Dark Solid
7237 Slate ⓘ	7278 Dark Bronze
7238 Fieldstone	7360 Merle 🌐

Smooth Metallic Paint

Price Group 2

4728 Nickel Metallic 🌐	4788 Gold Dust Metallic ⓘ
4743 Mineral Metallic	4798 Sterling Metallic 🌐
4744 Pearl Metallic	4799 Platinum Metallic 🌐
4750 Champagne Metallic 🌐	4803 Near Black Metallic
4752 Steel Metallic ⓘ	

Textured Metallic Paint

Price Group 2

7245 Carbon Metallic
7246 Midnight Metallic 🌐

Smooth Paint

Price Group 1

4242 Milk

Price Group 2

0835 Black ⓘ

Architectural Paint

Price Group 1

4843 Linen	4858 Seagull
4844 Glacier	4859 Silk
4849 Vapor	7190 Platinum Solid

High-Pressure Laminate

Steelcase Surfaces

Fiber Laminate

2850 Vanadium Fiber	2859 Novell Fiber
2851 Rhyme Fiber E	2860 Granite Fiber
2852 Tungsten Fiber	2861 Coconut Fiber
2854 Vellum Fiber	2862 Stucco Fiber

Metallic Laminate

2503 Brushed Silver

Micro Laminate

2920 Marl Micro	2922 Clay Micro
2921 Gypsum Micro	2923 Shadow Micro E

Patina Laminate

2870 Blonde Bronze Patina	2873 Instant Iron Patina
2871 Blackened Bronze Patina	

Solid Laminate

2722 Cream E	2883 Seagull E
2730 Arctic White	2884 Milk
2746 Black	2885 Dune
2759 Warm White E	2HMG Merle
2811 Mist E	

Speckle Laminate

2820 Coffee Speckle	2824 Smoke Speckle
2822 Woodrose Speckle E	2825 Vanadium Speckle
2823 Driftwood Speckle	

Woodgrain Laminate

2406 Clear Cherry	2714 Natural Walnut
2409 Clear Maple E	2772 Medium Mahogany on Walnut E
2410 Graphite Walnut	2HAK Clear Oak
2412 Natural Cherry	2HAT Acacia E
2422 Medium Cherry	2HAW Ash Wenge
2511 Winter on Maple	2HBW Bisque Wenge
2538 Clear Walnut E	2HCW Clay Wenge
2539 Warm Oak E	2HSW Storm Wenge
2592 Blonde on Maple	

Turnstone Laminate Collection

These laminates are available on Steelcase brand products. This collection is stocked and available with standard leadtimes and supported like standard laminates to help make ordering easy.

2535 Virginia Walnut	2614 Chocolate Walnut
2536 Blackwood	2615 Marbled Cherry
2612 Marbled Maple	

E = This finish is part of the global surface materials palette. Geographical differences, by product line, may apply.

E = Established

Low-Pressure Laminate

Steelcase Surfaces

Fiber Laminate

2L50 Vanadium Fiber LPL	2L52 Tungsten Fiber LPL
--------------------------------	--------------------------------

Metallic Laminate

2L03 Brushed Silver LPL

Solid Laminate

247L Black Version 2 LPL	2L84 Milk LPL
275L Warm White LPL E	2L85 Dune LPL
2L30 Arctic White LPL	2LMG Merle LPL
2L83 Seagull LPL E	

Woodgrain Laminate

24L0 Graphite Walnut LPL	267L Marbled Cherry Version 2 LPL
246L Mahogany LPL	26L1 Natural Cherry Version 2 LPL
25L1 Winter on Maple LPL	2LAK Clear Oak LPL
25L5 Virginia Walnut LPL	2LAT Acacia LPL E
25L6 Blackwood LPL	2LAW Ash Wenge LPL
25L8 Clear Walnut LPL E	2LBW Bisque Wenge LPL
25L9 Warm Oak LPL E	2LCW Clay Wenge LPL
262L Marbled Maple LPL	2LSW Storm Wenge LPL
264L Chocolate Walnut LPL	2L09 Clear Maple LPL E
265L Marbled Cherry LPL	

Plastic

Steelcase Surfaces

Systems and Architectural Plastic

6000 Black	6623 Metallic
6001 Coffee	6625 Translucent
6002 Graphite E	6631 Cream
6009 Arctic White	6635 Dawn E
6034 Natural Cherry	6636 Mist
6036 Medium Cherry	6643 Fusion Light
6037 Winter on Maple	6644 Fusion Dark
6038 Blonde on Maple	6650 Sodium E
6041 Natural Walnut	6651 Tungsten E
6045 Medium Mahogany on Walnut E	6652 Titanium E
6052 Milk	6653 Solar Black E
6053 Seagull	6654 Sand
6055 Carbon Metallic	6655 Warm White
6056 Midnight Metallic	6659 Light Grey E
6094 Mineral Metallic	6676 Marbled Maple
6213 Acacia	6677 Chocolate Walnut
6219 Clear Oak	6678 Marbled Cherry
6231 Graphite Walnut	6681 Grotto
6234 Clear Cherry	6682 Cobblestone
6237 Clear Maple	6685 Champagne Metallic
6242 Virginia Walnut	6686 Gold Dust E
6243 Blackwood	6688 Steel E
6245 Clear Walnut	6689 Brushed Silver E
6246 Warm Oak E	6694 Slate
6249 Platinum Solid	6695 Midnight
6505 Frosted White	6696 Sterling Metallic E
6507 Frosted Green	6697 Fog
6607 Woodrose E	6698 Fieldstone
6527 Merle	6699 Platinum Metallic
6608 Driftwood E	6703 Ash Wenge
6609 Smoke E	6704 Storm Wenge
6612 Grey Value 2 E	6705 Bisque Wenge
6615 Grey Value 5	6706 Clay Wenge
6617 Warm Brown V2 E	6B03 Red
6618 White (Privacy Wall Only)	6S01 Coffee Solid
6619 Ice E	6S59 Warm White Solid

Note: Light color plastic edges are susceptible to degradation due to normal wear and tear. Staining (e.g., ball point pen or clothing dyes such as blue jeans) and dirt effects are more pronounced in light colors and are not considered defects.

Seating Plastic

6009 Arctic White E	6301 Aegean
6053 Seagull E	6302 Baltic
6059 Sterling Dark Solid	6303 Pomegranate
6205 Black E	6332 Citron E
6206 Burgundy	6333 Picasso E
6249 Platinum Solid E	6334 Flash
6250 Coffee	6335 Wasabi E
6256 Graphite	6336 Jazz E
6259 Midnight	6337 Element
6295 Near Black	6338 Chili
6296 Sterling	6527 Merle E
	6654 Sand

E = This finish is part of the global surface materials palette. Geographical differences, by product line, may apply.

E = Established

Coating

Steelcase Surfaces

Seating Coating

7000 Black
7005 Coffee
7011 Graphite

Markerboard Trim

7451 Black

Miscellaneous Coating

4710 Black E

Metal and Accessory Paint

Steelcase Surfaces

Metal and Accessory Paint

4140 Arctic White Gloss E	9201 Polished Chrome
4144 Black Gloss	9211 Nickel
803S Stainless Steel	9212 Silver
8042 Brushed Aluminum	9213 Polished Nickel
8043 Clear Anodized Aluminum	9214 Antique Pewter
8044 Black Anodized Aluminum	9230 Antique Bronze
8045 Brushed Black Aluminum	9237 Brushed Bronze
8046 Polished Aluminum	9250 Ember Chrome
9200 Satin Chrome	

Acrylic

Steelcase Surfaces

Acrylic

6520 White Porcelain
6538 Satin
6559 Satin Ice

Glass

Steelcase Surfaces

Privacy Wall Glass

Price Group 1

6500 Clear

Price Group 2

6540 Clear Laminated
6541 White Laminated

Price Group 3

6542 Satin

Price Group 4

6555 Ice
6558 Bamboo

Price Group 6

6553 Wisp

Glass

6500 Clear	6541 White Laminated
6518 Opaque	6570 Crystal
6530 Frosted	6580 Ice White

Back Painted Glass

Price Group 3

6509 Mirrored Bronze	6588 Purple Berry
6521 Truffle	6589 Mercury
6581 Blue Jay	6590 Black
6582 Wasabi	6591 Merle
6583 Rose	6592 Asphalt
6584 Tangerine	6593 Grayscale
6585 Fuchsia	6594 Tan
6586 Citrus Green	6595 Winter
6587 Gold	

E = Established

Wood

Steelcase Surfaces

Wood Finishes on Flat-Cut Natural Veneer

Cherry

3402 FC/OP Clear Cherry (Aged)	3414 FC/FF Natural Cherry E
3404 FC/FF Clear Cherry (Aged)	3422 FC/OP Medium Cherry
3412 FC/OP Natural Cherry E	3424 FC/FF Medium Cherry

Maple

3522 FC/OP Clear Maple*	3572 FC/OP Amber on Maple E
3524 FC/FF Clear Maple*	3574 FC/FF Amber on Maple E
3544 FC/FF Blonde on Maple	3582 FC/OP Winter on Maple E
3562 FC/OP Linseed on Maple E	3592 FC/OP Blonde on Maple
3564 FC/FF Linseed on Maple E	

Walnut

3062 FC/OP Graphite Walnut	3752 FC/OP Medium Walnut
3064 FC/FF Graphite Walnut	3754 FC/FF Medium Walnut
3702 FC/OP Clear Walnut	3762 FC/OP Dark Walnut
3704 FC/FF Clear Walnut	3764 FC/FF Dark Walnut
3712 FC/OP Natural Walnut	3772 FC/OP Medium Mahogany on Walnut
3714 FC/FF Natural Walnut	3774 FC/FF Medium Mahogany on Walnut
3722 FC/OP Dark Mahogany on Walnut	
3724 FC/FF Dark Mahogany on Walnut	

Wood Finishes on Quarter-Cut Natural Veneer

Ash

3042 QC/OP Ash*

Maple

3222 QC/OP Clear Maple* **3274** QC/FF Amber on Maple **E**
3224 QC/FF Clear Maple* **3292** QC/OP Blonde on Maple
3272 QC/OP Amber on Maple **E** **3294** QC/FF Blonde on Maple

Walnut

3302 QC/OP Clear Walnut **3362** QC/OP Dark Walnut
3304 QC/FF Clear Walnut **3364** QC/FF Dark Walnut
3312 QC/OP Natural Walnut **3372** QC/OP Medium Mahogany
3314 QC/FF Natural Walnut on Walnut
3322 QC/OP Dark Mahogany **3374** QC/FF Medium Mahogany
on Walnut on Walnut
3324 QC/FF Dark Mahogany **3382** QC/OP Graphite Walnut
on Walnut **3384** QC/FF Graphite Walnut
3352 QC/OP Medium Walnut
3354 QC/FF Medium Walnut

Note: Full-fill finishes are available on worksurfaces only (upcharge may apply).

*Because no stain is used in the clear-coat process, a sign-off will be required prior to orders being accepted for this finish. The sign-off sheet is available through Steelcase advertising stock. Form number 05-0001370 for 3222 and 3224, form number 05-0000756 for 3042.

Wood Finishes on Rift-Cut Natural Veneer

Oak

3602 RC/OP Desert Oak **3614** RC/FF Warm Oak **E**
3604 RC/FF Desert Oak **3692** RC/OP Espresso Oak
3612 RC/OP Warm Oak **E** **3694** RC/FF Espresso Oak

Note: Full-fill finishes are available on worksurfaces only (upcharge may apply).

Premium Wood

Wood Group 2

3032 QC/OP Dark Thin Line
Bamboo
3052 QC/OP Ribbon Sapele

Wood Group 3

3832 QC/OP Figured Anegre
3842 QC/OP Figured Makore

Note: Full-fill finish is not available on Premium veneers as a standard. To ensure an understanding of the color ranges and characteristic variations of natural veneer, a sign-off sheet is required prior to orders being accepted for this clear-coat finish. The sign-off sheet is available through Steelcase advertising stock. Please use form number 09-0000755 for 3032, form number 09-0000757 for 3052, form number 09-0000758 for 3832, and form number 09-0000759 for 3842.

Note: For information on Composite Veneer, please refer to page 93.

Steelcase Surfaces - Vertical Surface Fabrics

Price Group A

Lido ▶ Page 30
Sprite ▶ Page 31

Price Group 1

Abacus **E** ▶ Page 29
Acadia **E** ▶ Page 29
Alloy ▶ Page 29
Boccie ▶ Page 29
Buzz2 **E** ▶ Page 29
Charm ▶ Page 29
Cornice **E** ▶ Page 30
Embrasure **E** ▶ Page 30
Lapel ▶ Page 30
Optic ▶ Page 30
Pianista ▶ Page 30
Rhythm ▶ Page 30
Tinsel ▶ Page 31

Price Group 2

Amiranté **E** ▶ Page 29
Ashanti Reverse **E** ▶ Page 29
Bariolage ▶ Page 29
Bouquet **E** ▶ Page 29
Cogent: Geode Vertical **E** ▶ Page 30
Flip: Orbit ▶ Page 30
Flip: Plain Jane ▶ Page 30
Flip: TexHex ▶ Page 30
Fresco ▶ Page 30
Milano **E** ▶ Page 30
Regatta **E** ▶ Page 30

Steelcase Surfaces - Universal

Screens Fabric ▶ Page 31

E = This finish is part of the global surface materials palette. Geographical differences, by product line, may apply.
E = Established

Vertical Surface Fabrics

Steelcase Surfaces

Abacus

Price Group 1

P122 Entasis 	P125 Cusp 
P123 Portico 	P126 Artifact 
P124 Opus 	P129 Atlas 

Acadia

Price Group 1

G031 Tin 	G039 Silica 
G033 Iron 	

Alloy

Price Group 1

P525 Polar	P531 Silver
P526 Skim	P532 Oxide
P527 Bubbly	P533 Element
P528 Tern	P534 Construct
P529 Shore	P535 Currency
P530 Asti	P536 Iron

Amiranté

Price Group 2

5664 Mink 	5677 Moonglo 
5665 Ivory 	5679 Woodbine 
5666 Silver Frost 	

Ashanti Reverse

Price Group 2

5638 Mink 	5650 Woodbine 
5648 Moonglo 	5654 Quince 

Bariolage

Price Group 2

G200 New Etude	G204 New Melody
G201 New Andante	G205 New Ballata
G202 New Cantata	G206 New Sonata
G203 New Adagio	

Boccie

Price Group 1

P200 New Rice	P205 New Mist
P201 New Almond	P206 New Plum
P202 New Nutmeg	P207 New Lichen
P203 New Camel	P208 New Spearmint
P204 New Opal	P209 New Sky



















Bouquet

Price Group 2

P165 Hosta 	P170 Hoya 
P166 Dundee 	P173 Chamomile 
P169 Argenta 	

Buzz2

Price Group 1


5F01 Camel 	5G52 Barley
5F03 Tomato	5G53 Sunrise 
5F04 Red 	5G54 Carrot
5F05 Burgundy 	5G55 Pumpkin 
5F06 Sky 	5G56 Timber
5F07 Blue 	5G57 Rouge 
5F08 Navy 	5G58 Chocolate 
5F10 Grape 	5G59 Meadow 
5F11 Eggplant 	5G60 Ivy
5F15 Stone 	5G61 Cyan
5F16 Grey	5G62 Atlantic
5F17 Black 	5G63 Crocus
5G50 Dunegrass	5G64 Alpine 
5G51 Sable 	5G65 Tornado 

Charm

Price Group 1

P504 Tint*	P509 Ginkgo
P505 Shell	P510 Debut
P506 Mimosa	P511 Clover
P507 Birch	P512 Spicy
P508 Sparkle	P513 Twilight

* Available on Answer and Montage only.

 = This finish is part of the global surface materials palette. Geographical differences, by product line, may apply.

 = Established

Steelcase Surfaces Material Listing, continued

Cogent: Geode Vertical

Price Group 2

5S32 Canyon E	5S38 Oyster E
5S35 Slate E	5S41 Sesame E
5S36 Cement E	

Cornice

Price Group 1

P131 Spire E

Embrasure

Price Group 1

P140 Colonnade E	P143 Baluster E
P141 Rotunda E	

Flip: Orbit

Price Group 2

5F85 Mud Pie	5F89 Papyrus
5F86 Hummus	5F91 Blizzard
5F87 Petoskey	5F92 Briquette
5F88 Pluto	

Flip: Plain Jane

Price Group 2

5F70 Mud Pie	5F74 Papyrus
5F71 Hummus	5F94 Blizzard
5F72 Petoskey	5F95 Briquette
5F73 Pluto	

Flip: TexHex

Price Group 2

5F75 Mud Pie	5F79 Papyrus
5F76 Hummus	5F97 Blizzard
5F77 Petoskey	5F98 Briquette
5F78 Pluto	

Fresco

Price Group 2

G001 Sandrift	G006 Chamoline
G002 Mistiblu	G007 Grapenut
G003 Faon	G017 Flint

E = Established

Lapel

Price Group 1

P409 Cement	P414 Sprout
P410 Pebble	P415 Misty Blue
P411 Beech	P416 Maple
P412 Dune	P417 Slate
P413 Grain	

Lido

Price Group A

R159 Oak Bluffs	R162 Hermosa
R160 Cape May	

Milano

Price Group 2

N001 Oyster E	N004 Sunshadow E
N002 Delft E	N005 Olivine E
N003 Woodland E	N012 Teakwood E

Optic

Price Group 1

P540 Hazel	P546 Whiskey
P541 Twinkle	P547 Bath
P542 Orion	P548 Whisper
P543 Seaglass	P549 Breezy
P544 Shine	P550 Wry
P545 Halo	P551 Glimmer

Pianista

Price Group 1

P420 Sand	P426 Carbon
P421 Mist	P427 Stone
P422 Rain	P428 Flax
P423 Natural	P429 Oat
P424 Café	P430 Wheat
P425 Denim	P431 Maize

Regatta

Price Group 2

D011 Licorice E	5338 Tan V1 E
5335 Warm Brown V1 E	

Rhythm

Price Group 1

P555 Allegro	P559 Harmony
P556 Tempo	P560 Melody
P557 Refrain	P561 Stanza
P558 Pitch	P562 Opus

Sprite

Price Group A

5540 Khaki	5545 Powder
5541 Snow	5546 Harvest
5542 Butter	5547 Sky
5543 Linen	5548 Kiwi
5544 Sherbet	

Tinsel

Price Group 1

P515 Sugar*	P520 Depth
P516 Lit	P521 Bliss
P517 Ego	P522 Grow
P518 Fizz	P523 Dolce
P519 Muse	P524 Boost*

* Available on Answer and Montage only.

Universal Steelcase Surfaces

Screens Fabric




B902 Soft White
B903 Fog
B904 Sand

Kick Fabric Inserts





T203 Soft White
T204 Grey

Steelcase Surfaces – Seating Upholstery (Woven/Knit)


Price Group 1

Buzz2 	▶ Page 32
Jacks 	▶ Page 33
Link	▶ Page 33
Playground 	▶ Page 33

Price Group 2

Chainmail	▶ Page 32
Cogent: Connect 	▶ Page 32
Cogent: Geode Seating 	▶ Page 33
Cogent: Trails	▶ Page 33
Crosswalk 	▶ Page 33
Nitelights	▶ Page 33
Spyder	▶ Page 34
Zoe2 	▶ Page 34

Price Group 3

Gaja – C2C 	▶ Page 33
Imperma	▶ Page 33
Redeem	▶ Page 33
Retrieve	▶ Page 34
Texel	▶ Page 34


Price Group 5

Bo Peep	▶ Page 32
Remix 	▶ Page 34





Price Group 7

Steelcut Trio 	▶ Page 34
---	-----------

Steelcase Surfaces – Seating Upholstery (Leather/Coated)

Brisa	▶ Page 34
Elmosoft Leather	▶ Page 34
Seating Vinyl 	▶ Page 34
Stand In	▶ Page 35
Steelcase Leather	▶ Page 35

Steelcase Surfaces – Other Upholstery

3D Knit 	▶ Page 35
Connect 3D 	▶ Page 35
Jersey Seat Fabric	▶ Page 35
Jersey Mesh	▶ Page 35
QiVi Net 	▶ Page 35
Reply Air Mesh 	▶ Page 35

Turnstone and Turnstone 1.0 Surface Materials

▶ Page 36

 = This pattern/finish is part of the global surface materials palette. Geographical differences, by product line, may apply. Global colors re noted using this globe symbol.
 = Established

Seating Upholstery – Woven/Knit Textiles

Steelcase Surfaces


Bo Peep

Price Group 5

5G66 Pita	5G77 Grapevine
5G67 Bone	5G78 Firefly
5G68 Safari	5G79 Artichoke
5G69 Brown Sugar	5G80 Serpent
5G70 Chocolate Chip	5G81 Carolina
5G71 Candlelight	5G82 Blue Bonnet
5G72 Honey Mustard	5G83 Nautical
5G73 Marmalade	5G84 Gravel
5G74 Picnic	5G85 Sharkskin
5G75 Pinot	5G86 Kohl
5G76 Bloom	

Buzz2

Price Group 1

5F01 Camel 	5G52 Barley
5F03 Tomato	5G53 Sunrise
5F04 Red 	5G54 Carrot
5F05 Burgundy	5G55 Pumpkin
5F06 Sky 	5G56 Timber
5F07 Blue	5G57 Rouge
5F08 Navy	5G58 Chocolate
5F10 Grape 	5G59 Meadow
5F11 Eggplant 	5G60 Ivy
5F15 Stone	5G61 Cyan
5F16 Grey	5G62 Atlantic
5F17 Black	5G63 Crocus
5G50 Dunegrass	5G64 Alpine
5G51 Sable	5G65 Tornado












Chainmail

Price Group 2

5550 Cotton	5555 Tricycle
5551 Space	5556 Geranium
5552 Silver Dollar	5557 Banana
5553 Volcano	5558 Margarita
5554 Orange Crush	5559 Lagoon

Cogent: Connect

Price Group 2

5S15 Coconut 	5S27 Malt 
5S16 Turmeric	5S28 Root Beer 
5S17 Tangerine 	5S93 Blueprint
5S18 Scarlet 	5S94 Lizard
5S19 Concord	5S95 Sailor
5S20 Maya Blue	5S96 Quicksilver
5S21 Blue Jay 	5S97 Nugget
5S23 Wasabi 	5S98 Canary
5S24 Nickel 	5S99 Lipstick
5S25 Graphite 	5SD0 Royal Blue 
5S26 Licorice 	

Cogent: Geode Seating

Price Group 2

- | | |
|-----------------------------|--------------------------|
| 5S47 Coal E | 5S50 Ink E |
| 5S49 Cobalt E | |

Cogent: Trails

Price Group 2

- | | |
|-----------------------|------------------------|
| 5S29 Bronzite | 5S88 Quartz |
| 5S85 Agate | 5S90 Tiger Eye |
| 5S86 Lapis | 5S91 Travertine |
| 5S87 Malachite | 5S92 Topaz |

Crosswalk

Price Group 2

- | | |
|-----------------------------------|----------------------------------|
| 5F48 Beech E | 5F53 Persimmon E |
| 5F49 Moon E | 5F54 Bittersweet E |
| 5F50 Berry E | 5F55 Midnight E |
| 5F51 Admiral Blue E | 5F56 Poppy E |
| 5F52 Moss E | |

Gaja - C2C

Price Group 3

- | | |
|-----------------------------------|--------------------------------------|
| 5W40 Black E | 5W52 Emerald E |
| 5W41 Pepper E | 5W53 Snow Pea E |
| 5W42 Pearl Grey E | 5W54 Olive E |
| 5W43 Crimson E | 5W55 Light Blue E |
| 5W44 Ink E | 5W56 Maroon E |
| 5W45 Night Blue E | 5W57 Black Raspberry E |
| 5W46 Petrol E | 5W58 Spruce E |
| 5W47 Greige E | 5W59 Apple Green E |
| 5W48 Sepia E | 5W60 Deep Blue E |
| 5W49 Umber E | 5W61 Chili Pepper E |
| 5W50 Java E | 5W62 Daffodil E |
| 5W51 Camellia Red E | |

Imperma

Price Group 3

- | | |
|-----------------------|------------------------|
| TM01 Toffee | TM08 Cliff |
| TM02 Pigeon | TM09 Tarragon |
| TM03 Fossil | TM10 Pesto |
| TM04 Poppyseed | TM11 Wave |
| TM05 Auburn | TM12 Niagara |
| TM06 Cumin | TM13 Tuscan |
| TM07 Marble | TM14 Peppercorn |

Jacks

Price Group 1

- | | |
|----------------------------|-------------------------------|
| 5B61 Taupe E | 5B64 Pewter E |
| 5B63 Camel E | 5B70 Midnight E |

Link

Price Group 1

- | | |
|----------------------|---------------------|
| 5A20 Burgundy | 5A26 Purple |
| 5A23 Green | 5A27 Black |
| 5A24 Blue | 5A28 Ocean |
| 5A25 Navy | 5A30 Chamois |

Nitelights

Price Group 2

- | | |
|----------------------|------------------------|
| 5F58 Hazelnut | 5F63 Moss |
| 5F59 Burgundy | 5F64 Sea |
| 5F60 Cherry | 5F65 Regal Blue |
| 5F61 Earth | 5F66 Stone |
| 5F62 Shore | 5F67 Moon |

Playground

Price Group 1

- | | |
|-----------------------------|----------------------------------|
| 5F28 Claret E | 5F33 Stone E |
| 5F29 Chile E | 5F34 Sky E |
| 5F30 Amber E | 5F35 Navy E |
| 5F31 Nut E | 5F36 Huckleberry E |
| 5F32 Blade E | 5F37 Charcoal E |

Redeem

Price Group 3

- | | |
|----------------------|-----------------------|
| TM50 Brick | TM59 Caramel |
| TM51 Yolk | TM60 Greyhound |
| TM52 Cinnamon | TM61 Mocha |
| TM53 Daisy | TM62 Iceberg |
| TM54 Pine | TM63 Chesnut |
| TM55 Water | TM64 Granite |
| TM56 Dill | TM65 Cashmere |
| TM57 Lavender | TM66 Barnwood |
| TM58 Mallard | |

E = This finish is part of the global surface materials palette. Geographical differences, by product line, may apply.
E = Established

Remix

Price Group 5

- | | |
|----------------------------|------------------------------|
| RE01 Rust | RE08 Concrete Grey |
| RE02 Pumpkin | RE09 Sky Blue |
| RE03 Pebble | RE10 Blue Jean |
| RE04 Dark Chocolate | RE11 Ivy Green |
| RE05 Beige | RE12 Primavera Yellow |
| RE06 Linen Beige | RE13 Night Blue |
| RE07 Hazelnut | |

Retrieve

Price Group 3

- | | |
|-----------------------|-----------------------|
| TM30 Kelly | TM38 Driftwood |
| TM31 Lake | TM39 Bistro |
| TM32 Gala | TM40 Quarry |
| TM33 Papaya | TM41 Mohair |
| TM34 Dandelion | TM42 Shadow |
| TM35 Curry | TM43 Seal |
| TM36 Lilac | TM44 Chalk |
| TM37 Submarine | |

Spyder

Price Group 2

- | | |
|-------------------------|------------------|
| 5B01 Foggy Night | 5B04 Peri |
|-------------------------|------------------|

Steelcut Trio

Price Group 7

- | | |
|-----------------------------|------------------------------|
| TR01 Mist Grey | TR09 Raspberry Pink |
| TR02 Stone Grey | TR10 Myrtle Brown |
| TR03 Cassonade Beige | TR11 Ice Blue |
| TR04 Nutmeg Beige | TR12 Electric Blue |
| TR05 Chocolate Blue | TR13 Peppermint Green |
| TR06 Licorice Black | TR14 Blue Jay Mix |
| TR07 Mustard Yellow | TR15 Brown Frost |
| TR08 Red Currant | TR16 Lime Green |

Texel

Price Group 3

- | | |
|------------------------|-------------------|
| TM20 Angora | TM24 Nude |
| TM21 Grist | TM25 Field |
| TM22 Galaxy | TM26 Haze |
| TM23 Terracotta | |

Zoe2

Price Group 2

- | | |
|----------------------|--------------------------|
| 5C90 Eggplant | 5C95 Rain |
| 5C91 Aloe | 5C96 Grey Flannel |
| 5C92 Fiddle | 5C97 Pebble |
| 5C93 Patina | 5C98 Cymbal |
| 5C94 Peacock | 5C99 Fiesta |

☉ = This finish is part of the global surface materials palette. Geographical differences, by product line, may apply.
 Ⓜ = Established

**Seating Upholstery –
Leather/Coated Materials**
Steelcase Surfaces

Brisa

Price Group 6

- | | |
|----------------------------|--------------------------|
| BR01 Black Onyx | BR14 Pompeian Red |
| BR04 Truffle | BR15 Salsa |
| BR06 Ash | BR16 Cinnebar |
| BR07 Sage | BR17 Aztec |
| BR08 Celery | BR18 New Sand |
| BR09 Sterling Blue | BR19 Cream |
| BR10 Night Navy | BR20 White |
| BR11 Cambridge Blue | BR21 Moccasin |
| BR12 Abyss | BR22 Buckskin |
| BR13 Canyon | BR23 Prairie |

Elmosoft Leather

Price Group Elmosoft Leather

- | | |
|------------------------------------|-----------------------------------|
| L110 Maritime Blue - 77127 | L713 Sand - 12074 |
| L111* Midnight Blue - 97038 | L714 Maize - 04054 |
| L112* Ebony - 99999 | L715 Camel - 43031 |
| L113* Gunmetal - 71017 | L716 Khaki - 12080 |
| L114* Mica - 01061 | L717 Cameo - 13072 |
| L115 Dove Grey - 11049 | L718 Mushroom - 13041 |
| L116 Plum Pleasure - 77158 | L719 Taupe - 13060 |
| L122* Truffle - 01003 | L720 Fawn - 13078 |
| L128 Red Birch - 35126 | L721 Rock - 13064 |
| L132 Violet - 57349 | L722 Desert - 13053 |
| L133* Espresso - 93129 | L723 Storm - 17027 |
| L134 Ruby - 55002 | L724 Mist - 07068 |
| L135 Scarlet - 05011 | L725 Teal - 87088 |
| L136* Claret - 55148 | L726 Celadon - 78012 |
| L137 Cabernet - 95122 | L727 Egyptian Blue - 77030 |
| L138* Bourbon - 95006 | L728 Bright Blue - 07075 |
| L139* Cinder - 93068 | L729 Aquarium - 07032 |
| L140 Garnet - 45065 | L730* Hunter - 98015 |
| L143 Pecan - 54035 | L731 Fern - 88009 |
| L144* Chamois - 22030 | L732 Edamame - 08017 |
| L145 Palomino - 02020 | L733 Moss - 08005 |
| L146 Russet - 33001 | L734 Key Lime - 04012 |
| L147* Saddle - 33004 | L735 Creamsicle - 45016 |
| L148 Goldstone - 44066 | L736 Lemon - 44026 |
| L150 Ivory - 02048 | L737 Sunshine - 44005 |
| L151* White - 00100 | L738 Drama - 05007 |
| L709 Sugar - 00109 | L739 Byzantium - 57019 |
| L710 Lava - 11054 | L740 Dazzle - 76025 |
| L711 Parchment - 01037 | L741 Fuchsia - 66022 |
| L712 Buff - 01040 | L742 Flamingo - 06026 |

*These finishes will be offered with standard leadtimes. All other Elmosoft colors may be subject to longer leadtimes.

Seating Vinyl

Price Group 2

- | | |
|-------------------------|---------------------|
| 5801 Topaz | 5815 Seaside |
| 5805 Foggy Night | 5817 Pebble |
| 5809 Black | 5818 Spice |
| 5810 Forest | 5819 Thistle |
| 5812 Navy | 5820 Coffee |
| 5813 Currant | 5822 Iris |
| 5814 Leaf | |

Stand In

Price Group 2

5621 Sleet	5630 Apple
5622 Lunar	5631 Lava
5623 Cyclone	5632 Cayenne
5624 Eclipse	5633 Plantain
5625 Powder	5634 Parsley
5626 Chardonnay	5635 Scallion
5627 Graham	5636 Atlantis
5628 Sediment	5691 Orca
5629 Allspice	

Steelcase Leather

Price Group Leather

L107 Black	L221 Rocky
L207 Mahogany	L500 Camel
L220 Soapstone	L503 Navy

Other Upholstery

Steelcase Surfaces

3D Knit

5059 Sailor	5092 Graphite
5064 Licorice	5093 Nickel
5065 Coconut	5094 Tangerine
5066 Malt	5095 Scarlet
5067 Root Beer	5096 Turmeric
5089 Royal Blue	5097 Concord
5090 Wasabi	5098 Blue Jay
5091 Maya Blue	

Connect 3D

5014 Royal Blue	5023 Wasabi
5015 Coconut	5024 Nickel
5016 Turmeric	5025 Graphite
5017 Tangerine	5026 Licorice
5018 Scarlet	5027 Malt
5019 Concord	5028 Root Beer
5020 Maya Blue	5030 Sailor
5021 Blue Jay	

Jersey Seat Fabric

5011 Black

Jersey Mesh

T084 Licorice	T089 Red
T085 Grey	T090 Green
T086 White	T091 Blue
T087 Yellow	T094 Cardinal
T088 Orange	

QiVi Net

QN01 Wasabi	QN05 Malt
QN02 Licorice	QN06 Coconut
QN03 Tangerine	QN07 Scarlet
QN04 Graphite	QN08 Blue Jay

Reply Air Mesh

AR01 Grey	AR06 Apple Green
AR02 Black	AR07 Orange
AR03 White	AR08 Bright Purple
AR04 Red	AR09 Sable
AR05 Royal Blue	

☉ = This finish is part of the global surface materials palette. Geographical differences, by product line, may apply.

Turnstone and Turnstone 1.0 Surface Materials

Turnstone Paint

Textured Paint

7207 Black	7241 Arctic White
7225 Sand	7243 Seagull

Smooth Metallic Paint

4750 Champagne Metallic	4799 Platinum Metallic
4798 Sterling Metallic	

Textured Metallic Paint

7246 Midnight Metallic

Accessory Paint

4140 Arctic White Gloss

Turnstone Laminate

High-Pressure Laminate

2406 Clear Cherry	2730 Arctic White
2412 Natural Cherry	2746 Black
2503 Brushed Silver	2850 Vanadium Fiber
2511 Winter on Maple	2852 Tungsten Fiber
2535 Virginia Walnut	2883 Seagull
2536 Blackwood	2885 Dune
2538 Clear Walnut	2HAW Ash Wenge
2539 Warm Oak E	2HBW Bisque Wenge
2612 Marbled Maple	2HCW Clay Wenge
2614 Chocolate Walnut	2HSW Storm Wenge
2615 Marbled Cherry	

Low-Pressure Laminate

247L Black Version 2 LPL	2L03 Brushed Silver LPL
25L1 Winter on Maple LPL	2L30 Arctic White LPL
25L5 Virginia Walnut LPL	2L50 Vanadium Fiber LPL
25L6 Blackwood LPL	2L52 Tungsten Fiber LPL
25L8 Clear Walnut LPL	2L83 Seagull LPL
25L9 Warm Oak LPL E	2L85 Dune LPL
262L Marbled Maple LPL	2LAW Ash Wenge LPL
264L Chocolate Walnut LPL	2LBW Bisque Wenge LPL
267L Marbled Cherry Version 2 LPL	2LCW Clay Wenge LPL
26L1 Natural Cherry Version 2 LPL	2LSW Storm Wenge LPL

Turnstone Wood

3412 Natural Cherry E	3611 Natural Oak
3522 Clear Maple	3762 Dark Walnut

E = Established

Turnstone Plastic

Systems Plastic

6000 Black	6625 Translucent
6009 Arctic White	6652 Titanium E
6249 Platinum Solid	6654 Sand
6505 Frosted White	6697 Fog
6507 Frosted Green	6699 Platinum

Turnstone and Turnstone 1.0 Plastic

Seating Plastic

Available on Domino and Crew Task:

6205 Black

Available on Sweeper:

627T Black
628T Natural
631T Dark Grey

Available on Scoop:

6618 White
6682 Cobblestone

Available on Buoy:

6009 Arctic White
6205 Black
6333 Picasso
6335 Wasabi
6337 Element
6338 Chili
6527 Merle

Turnstone and Turnstone 1.0 Seating Upholstery

Turnstone Leather

L305 Brown	T803 Port
T802 Black	T806 Green

Turnstone Mesh

Turnstone Mesh

T615 Sultry Smoke

Availability Matrices

Steelcase Surfaces

Use these matrices to get a quick overview of what product lines each material can be applied to. Please see individual specification guides for more specific information on surface material availability.

Legend Explanation

- = **Not available**
No product line components are available for the surface material listed.
- = **Available**
All product line components are available for the surface material listed.
- = **Available with exceptions**
Some product line components are available for the surface material listed. However, not all components are available with this material.
- ▲ = **Available with color exceptions**
All product line components are available for the surface material listed. However, not all finishes in that surface material are available.
- △ = **Available with exceptions in color and product**
Some product line components are available for the surface material listed. However, not all finishes in that surface material are available.
- ▣ = **COM approved**

Tip: For the most up to date availability information, please visit Steelcase.com/materials under the What Works on What section.

Systems and Casegoods

Paint Matrix	38
Laminate Matrix	42
Plastic Matrix	46
Metal and Accessory Paint Matrix	49
Glass Matrix	50
Wood Matrix	51
Vertical Surface Fabric Matrix	54

Seating

Seating Laminates Matrix	55
Seating Plastics Matrix	56
Seating Metal, Accessory Paint, and Coatings Matrix	58
Seating Wood Matrix	59
Seating Upholstery Matrix	60
Wood Seating Upholstery Matrix	63

Turnstone

Paint Matrix	64
Laminate Core Palette Matrix	66
Wood Seating Matrix	68
Plastic Matrix	69
Seating Matrix	70

Turnstone 1.0

Seating Matrix	71
----------------	----

Paint Matrix

Systems, Casegoods, and Architecture

Legend

- = Not available
- = Available
- = Available with exceptions
- Ⓢ = Established
- Ⓢ = This finish is part of the global surface materials palette. Geographical differences, by product line, may apply.
- ▶ See specification guide for details.

SWF is Steelcase Wood Furniture.

	Answer	Avenir	c:scape	Context	Divisio Side Screen	Ellipse	FrameOne	Groupwork	Kick	Lighting, Shelf Lights	media:scape	media:scape kiosk	media:scape mini and mobile	Montage	Post and Beam	Privacy Wall	ScapeSeries Tables	Series 9000	Storage Products	Universal Workspace Products	Verb	V.I.A.	8500 Series Tables
Smooth Paint Price Group 1																							
4242 Milk	■	■	■	■	•	■	□	■	□	•	□	■	•	•	□	□	•	■	■	□	•	□	■
Textured Paint Price Group 1																							
7207 Black Ⓢ	■	■	■	■	•	■	■	□	■	■	□	■	•	■	□	□	•	■	■	■	□	□	■
7225 Sand	■	■	■	■	•	■	■	□	□	■	□	■	•	■	□	□	•	■	■	□	□	□	■
7230 Basalt	■	■	■	■	•	■	□	■	□	■	□	■	•	■	□	□	•	■	■	□	•	□	■
7236 Fog Ⓢ	■	■	■	■	•	■	□	■	□	■	□	■	•	■	□	□	•	■	■	□	•	□	■
7237 Slate Ⓢ	■	■	■	■	•	■	□	■	□	■	□	■	•	■	□	□	•	■	■	□	•	□	■
7238 Fieldstone	■	■	■	■	•	■	□	■	□	■	□	■	•	■	□	□	•	■	■	□	•	□	■
7239 Midnight	■	■	■	■	•	■	□	■	□	■	□	■	•	■	□	□	•	■	■	□	•	□	■
7241 Arctic White Ⓢ	■	■	■	■	•	■	□	■	□	■	□	■	•	■	□	□	•	■	■	□	•	□	■
7243 Seagull	■	■	■	■	•	■	□	■	□	■	□	■	•	■	□	□	•	■	■	□	•	□	■
7278 Dark Bronze	■	■	■	■	•	■	□	■	□	■	□	■	•	■	□	□	•	■	■	□	•	□	■
7360 Merle Ⓢ	■	•	■	•	•	•	□	•	□	■	□	■	•	■	□	□	•	•	■	□	■	□	•
Smooth Paint Price Group 2																							
0835 Black Ⓢ	•	•	•	•	•	•	□	□	□	□	□	■	•	□	•	•	•	•	■	•	•	•	■
Smooth Metallic Paint Price Group 2																							
4728 Nickel Metallic Ⓢ	■	•	■	•	•	•	□	•	□	■	□	■	•	■	□	□	•	•	■	□	□	•	•
4743 Mineral Metallic	■	■	■	■	•	■	□	■	□	□	□	■	•	■	□	□	•	■	■	□	•	□	■
4744 Pearl Metallic	■	■	■	■	•	■	□	■	□	□	□	■	•	■	□	□	•	■	■	□	•	□	■
4750 Champagne Metallic Ⓢ	■	■	■	■	•	■	□	■	□	■	□	■	•	■	□	□	•	■	■	□	•	□	■
4752 Steel Metallic Ⓢ	■	■	■	■	•	■	□	■	□	■	□	■	•	■	□	□	•	■	■	□	•	□	■
4788 Gold Dust Metallic Ⓢ	■	■	■	■	•	■	□	■	□	■	□	■	•	■	□	□	•	■	■	□	•	□	■
4798 Sterling Metallic Ⓢ	■	■	■	■	•	■	□	■	□	■	□	■	•	■	□	□	•	■	■	□	•	□	■
4799 Platinum Metallic Ⓢ	■	■	■	■	■	■	■	■	■	■	■	■	■	■	□	□	■	■	■	■	□	□	•
4803 Near Black Metallic	■	■	■	■	•	■	□	■	□	■	□	■	•	■	□	□	■	■	■	□	•	□	■
Textured Metallic Paint Price Group 2																							
7245 Carbon Metallic	■	■	■	■	•	■	□	■	■	•	□	•	•	■	□	□	•	■	■	□	•	□	■
7246 Midnight Metallic Ⓢ	■	■	■	■	•	■	□	■	■	■	□	•	•	■	□	□	•	■	■	□	□	□	■
Architectural Paint Price Group 1																							
4843 Linen	•	•	•	•	•	•	•	•	•	•	•	■	•	•	•	■	•	•	•	•	•	□	•
4844 Glacier	•	•	•	•	•	•	•	•	•	•	•	■	•	•	•	■	•	•	•	•	•	□	•
4849 Vapor	•	•	•	•	•	•	•	•	•	•	•	■	•	•	•	■	•	•	•	•	•	□	•
4858 Seagull	•	•	•	•	•	•	•	•	•	•	•	•	•	•	•	■	•	•	•	•	•	□	•
4859 Silk	•	•	•	•	•	•	•	•	•	•	•	•	•	•	•	■	•	•	•	•	•	□	•
7190 Platinum Solid	•	•	•	•	•	•	•	•	•	•	•	•	•	•	•	•	•	•	•	•	•	□	•

Tip: For the most up to date availability information, please visit Steelcase.com/materials under the What Works on What section.

Paint Matrix, continued

	Convене (SWF)	Currency (SWF)	Elective Elements (SWF)	FlexFrame (SWF)	Garland (SWF)	Impact (SWF)	Norfolk II (SWF)	Payback (SWF)	Victor2 (SWF)	Walden (SWF)
Smooth Paint Price Group 1										
4242 Milk	•	□	□	•	•	•	•	•	•	•
Textured Paint Price Group 1										
7207 Black	•	■	□	■	□	•	•	■	■	□
7225 Sand	•	■	□	•	•	•	•	□	•	•
7230 Basalt	•	•	□	•	•	•	•	•	•	•
7236 Fog	•	□	□	•	•	•	•	•	•	•
7237 Slate	•	•	□	•	•	•	•	•	•	•
7238 Fieldstone	•	□	□	•	•	•	•	•	•	•
7239 Midnight	•	•	□	•	•	•	•	•	•	•
7241 Arctic White	•	■	□	■	•	•	•	□	■	•
7243 Seagull	•	■	□	•	•	•	•	□	•	•
7278 Dark Bronze	•	□	■	•	•	•	•	•	•	•
7360 Merle	•	•	□	•	■	•	•	•	•	•
Smooth Paint Price Group 2										
0835 Black	■	■	■	□	■	■	■	□	•	■
Smooth Metallic Paint Price Group 2										
4728 Nickel Metallic	•	•	□	•	■	•	•	•	•	•
4743 Mineral Metallic	•	□	□	•	•	•	•	•	•	•
4744 Pearl Metallic	•	□	□	•	•	•	•	•	•	•
4750 Champagne Metallic	•	■	□	•	•	•	•	□	•	•
4752 Steel Metallic	•	•	□	•	•	•	•	•	•	•
4788 Gold Dust Metallic	•	•	□	•	•	•	•	•	•	•
4798 Sterling Metallic	□	■	□	•	•	□	•	□	•	•
4799 Platinum Metallic	□	■	■	■	□	□	•	■	■	□
4803 Near Black Metallic	•	•	□	□	•	•	•	•	•	•
Textured Metallic Paint Price Group 2										
7245 Carbon Metallic	•	□	□	•	•	•	•	•	•	•
7246 Midnight Metallic	•	■	□	■	•	•	•	□	■	•
Architectural Paint Price Group 1										
4843 Linen	•	•	•	•	•	•	•	•	•	•
4844 Glacier	•	•	•	•	•	•	•	•	•	•
4849 Vapor	•	•	•	•	•	•	•	•	•	•
4858 Seagull	•	•	•	•	•	•	•	•	•	•
4859 Silk	•	•	•	•	•	•	•	•	•	•
7190 Platinum Solid	•	•	•	•	•	•	•	•	•	•

Tip: For the most up to date availability information, please visit Steelcase.com/materials under the What Works on What section.

Products that are missing from the matrix are not available with these surface materials.

*PerfectMatch paint is a program that allows you to create your own color on Steelcase painted products.
▶ See page 101 for additional information.

**Accent paints are pre-matched custom colors that are available without the PerfectMatch registration fee.
▶ See page 92 for additional information.

Legend

- = Not available
- = Available
- = Available with exceptions
- = Established
- = This finish is part of the global surface materials palette. Geographical differences, by product line, may apply.
- ▶ See specification guide for details.

SWF is Steelcase Wood Furniture.

Paint Matrix Systems, Casegoods, and Architecture, continued

	Answer	Avenir	c:scape	Context	Divisio Side Screen	Ellipse	FrameOne	Groupwork	Kick	Lighting, Shelf Lights	media:scape	media:scape kiosk	media:scape mini and mobile	Montage	Post and Beam	Privacy Wall	Series 9000	ScapeSeries Tables	Storage Products	Universal Worksurface Products	Verb	V.I.A.	8500 Series Tables
Custom Surfaces - PerfectMatch Paint Price Group 3																							
PerfectMatch Paint*	■	■	■	■	•	■	□	□	□	■	□	□	•	■	•	□	■	•	□	□	□	□	□
Select Surfaces - Accent Paint** Price Group 3																							
4AQ6 Maya Blue	■	■	■	■	•	■	□	•	•	■	□	□	•	■	•	□	■	•	□	□	□	□	□
4AQ7 Tangerine	■	■	■	■	•	■	□	•	•	■	□	□	•	■	•	□	■	•	□	□	□	□	□
4AQ8 Wasabi	■	■	■	■	•	■	□	•	•	■	□	□	•	■	•	□	■	•	□	□	□	□	□
4AQ9 Scarlet	■	■	■	■	•	■	□	•	•	■	□	□	•	■	•	□	■	•	□	□	□	□	□
4AT7 Concord	■	■	■	■	•	■	□	•	•	■	□	□	•	■	•	□	■	•	□	□	□	□	□
4AV3 Blue Jay	■	■	■	■	•	■	□	•	•	■	□	□	•	■	•	□	■	•	□	□	□	□	□
4BG7 Taxi	■	■	■	■	•	■	□	•	•	■	□	□	•	■	•	□	■	•	□	□	□	□	□
4BH7 Canary	■	■	■	■	•	■	□	•	•	■	□	□	•	■	•	□	■	•	□	□	□	□	□
4BQ7 Fuchsia	■	■	■	■	•	■	□	•	•	■	□	□	•	■	•	□	■	•	□	□	□	□	□
4BJ9 Sailor	■	■	■	■	•	■	□	•	•	■	□	□	•	■	•	□	■	•	□	□	□	□	□

Tip: For the most up to date availability information, please visit Steelcase.com/materials under the What Works on What section.

Legend

- = Not available
- = Available
- = Available with exceptions
- Ⓢ = Established
- ⊕ = This finish is part of the global surface materials palette. Geographical differences, by product line, may apply.
- ▶ See specification guide for details.

SWF is Steelcase Wood Furniture.

Paint Matrix, continued

	Convene (SWF)	Currency (SWF)	Elective Elements (SWF)	FlexFrame (SWF)	Garland (SWF)	Impact (SWF)	Norfolk II (SWF)	Payback (SWF)	Victor2 (SWF)	Walden (SWF)
Custom Surfaces - PerfectMatch Paint Price Group 3										
PerfectMatch Paint*	•	•	•	•	•	•	•	•	•	•
Select Surfaces - Accent Paint** Price Group 3										
4AQ6 Maya Blue	•	•	•	•	•	•	•	•	•	•
4AQ7 Tangerine	•	•	•	•	•	•	•	•	•	•
4AQ8 Wasabi	•	•	•	•	•	•	•	•	•	•
4AQ9 Scarlet	•	•	•	•	•	•	•	•	•	•
4AT7 Concord	•	•	•	•	•	•	•	•	•	•
4AV3 Blue Jay	•	•	•	•	•	•	•	•	•	•
4BG7 Taxi	•	•	•	•	•	•	•	•	•	•
4BH7 Canary	•	•	•	•	•	•	•	•	•	•
4BQ7 Fuchsia	•	•	•	•	•	•	•	•	•	•
4BJ9 Sailor	•	•	•	•	•	•	•	•	•	•

Tip: For the most up to date availability information, please visit Steelcase.com/materials under the What Works on What section.

Products that are missing from the matrix are not available with these surface materials.

*PerfectMatch paint is a program that allows you to create your own color on Steelcase painted products.
 ▶ See page 101 for additional information.

**Accent paints are pre-matched custom colors that are available without the PerfectMatch registration fee.
 ▶ See page 92 for additional information.

Legend

- = Not available
- = Available
- = Available with exceptions
- Ⓢ = Established
- ⊕ = This finish is part of the global surface materials palette. Geographical differences, by product line, may apply.
- ▶ See specification guide for details.

SWF is Steelcase Wood Furniture.

Laminate Matrix

Systems, Casegoods, and Architecture

High-Pressure, Low-Pressure, and Turnstone Laminate

Legend

- = Not available
- = Available
- = Available with exceptions
- Ⓢ = Established
- ⊕ = This finish is part of the global surface materials palette. Geographical differences, by product line, may apply.

▶ See page 55 for laminate colors on seating products.

SWF is Steelcase Wood Furniture.

	Answer	Avenir	c:scape	Context	Duo	Ellipse	FrameOne	Groupwork	Kick	media:scape	media:scape kiosk	Montage	ScapeSeries Tables	Series 9000 Options	Storage Products	Universal Worksurface Products	Verb	8500 Series Tables	Garland, Impact, Norfolk (SWF)	Convane (SWF)	Currency (SWF)	Elective Elements (SWF)	FlexFrame (SWF)	Playback (SWF)	Victor2 (SWF)	Walden (SWF)	
High-Pressure Laminates (HPL)																											
Fiber Laminates																											
2850 Vanadium Fiber	■	■	■	■	■	■	■	■	■	■	■	■	■	■	■	■	■	■	■	■	■	■	■	■	■	■	■
2851 Rhyme Fiber Ⓢ	■	■	■	■	■	■	■	■	■	■	■	■	■	■	■	■	■	■	■	■	■	■	■	■	■	■	■
2852 Tungsten Fiber	■	■	■	■	■	■	■	■	■	■	■	■	■	■	■	■	■	■	■	■	■	■	■	■	■	■	■
2854 Vellum Fiber	■	■	■	■	■	■	■	■	■	■	■	■	■	■	■	■	■	■	■	■	■	■	■	■	■	■	■
2859 Novell Fiber	■	■	■	■	■	■	■	■	■	■	■	■	■	■	■	■	■	■	■	■	■	■	■	■	■	■	■
2860 Granite Fiber	■	■	■	■	■	■	■	■	■	■	■	■	■	■	■	■	■	■	■	■	■	■	■	■	■	■	■
2861 Coconut Fiber	■	■	■	■	■	■	■	■	■	■	■	■	■	■	■	■	■	■	■	■	■	■	■	■	■	■	■
2862 Stucco Fiber	■	■	■	■	■	■	■	■	■	■	■	■	■	■	■	■	■	■	■	■	■	■	■	■	■	■	■
Micro Laminates																											
2920 Marl Micro	■	■	■	■	■	■	■	■	■	■	■	■	■	■	■	■	■	■	■	■	■	■	■	■	■	■	■
2921 Gypsum Micro	■	■	■	■	■	■	■	■	■	■	■	■	■	■	■	■	■	■	■	■	■	■	■	■	■	■	■
2922 Clay Micro	■	■	■	■	■	■	■	■	■	■	■	■	■	■	■	■	■	■	■	■	■	■	■	■	■	■	■
2923 Shadow Micro Ⓢ	■	■	■	■	■	■	■	■	■	■	■	■	■	■	■	■	■	■	■	■	■	■	■	■	■	■	■
Patina Laminates																											
2870 Blonde Bronze Patina	■	■	■	■	■	■	■	■	■	■	■	■	■	■	■	■	■	■	■	■	■	■	■	■	■	■	■
2871 Blackened Bronze Patina	■	■	■	■	■	■	■	■	■	■	■	■	■	■	■	■	■	■	■	■	■	■	■	■	■	■	■
2873 Instant Iron Patina	■	■	■	■	■	■	■	■	■	■	■	■	■	■	■	■	■	■	■	■	■	■	■	■	■	■	■
Solid Laminates																											
2722 Cream Ⓢ	■	■	■	■	■	■	■	■	■	■	■	■	■	■	■	■	■	■	■	■	■	■	■	■	■	■	■
2730 Arctic White	■	■	■	■	■	■	■	■	■	■	■	■	■	■	■	■	■	■	■	■	■	■	■	■	■	■	■
2746 Black	■	■	■	■	■	■	■	■	■	■	■	■	■	■	■	■	■	■	■	■	■	■	■	■	■	■	■
2759 Warm White Ⓢ	■	■	■	■	■	■	■	■	■	■	■	■	■	■	■	■	■	■	■	■	■	■	■	■	■	■	■
2811 Mist Ⓢ	■	■	■	■	■	■	■	■	■	■	■	■	■	■	■	■	■	■	■	■	■	■	■	■	■	■	■
2883 Seagull ⊕	■	■	■	■	■	■	■	■	■	■	■	■	■	■	■	■	■	■	■	■	■	■	■	■	■	■	■
2884 Milk	■	■	■	■	■	■	■	■	■	■	■	■	■	■	■	■	■	■	■	■	■	■	■	■	■	■	■
2885 Dune	■	■	■	■	■	■	■	■	■	■	■	■	■	■	■	■	■	■	■	■	■	■	■	■	■	■	■
2HMG Merle	■	■	■	■	■	■	■	■	■	■	■	■	■	■	■	■	■	■	■	■	■	■	■	■	■	■	■
Speckle Laminates																											
2820 Coffee Speckle	■	■	■	■	■	■	■	■	■	■	■	■	■	■	■	■	■	■	■	■	■	■	■	■	■	■	■
2822 Woodrose Speckle Ⓢ	■	■	■	■	■	■	■	■	■	■	■	■	■	■	■	■	■	■	■	■	■	■	■	■	■	■	■
2823 Driftwood Speckle	■	■	■	■	■	■	■	■	■	■	■	■	■	■	■	■	■	■	■	■	■	■	■	■	■	■	■
2824 Smoke Speckle	■	■	■	■	■	■	■	■	■	■	■	■	■	■	■	■	■	■	■	■	■	■	■	■	■	■	■
2825 Vanadium Speckle	■	■	■	■	■	■	■	■	■	■	■	■	■	■	■	■	■	■	■	■	■	■	■	■	■	■	■

Products that are missing from the matrix are not available with these surface materials.

Tip: For the most up to date availability information, please visit Steelcase.com/materials under the What Works on What section.

High-Pressure, Low-Pressure, and Turnstone Laminate, continued

Legend

- = Not available
- = Available
- = Available with exceptions
- E = Established
- ⊕ = This finish is part of the global surface materials palette. Geographical differences, by product line, may apply.
- ▶ See page 55 for laminate colors on seating products.

SWF is Steelcase Wood Furniture.

	Answer	Avenir	c:scape	Context	Duo	Ellipse	FrameOne	Groupwork	Kick	media:scape	media:scape kiosk	Montage	ScapeSeries Tables	Series 9000 Options	Storage Products	Universal Worksurface Products	Verb	8500 Series Tables	Garland, Impact, Norfolk (SWF)	Convane (SWF)	Currency (SWF)	Elective Elements (SWF)	FlexFrame (SWF)	Payback (SWF)	Victor2 (SWF)	Walden (SWF)	
High-Pressure Laminates (HPL)																											
Woodgrain Laminates																											
2406 Clear Cherry	■	■	■	■	■	■	■	■	■	■	■	■	■	■	■	■	■	■	■	■	■	■	■	■	■	■	■
2409 Clear Maple ⊕	■	■	■	■	■	■	□	■	■	■	■	■	■	■	■	■	■	■	■	■	■	■	■	■	■	■	■
2410 Graphite Walnut	■	■	■	■	■	■	□	■	■	■	■	■	■	■	■	■	■	■	■	■	■	■	■	■	■	■	■
2412 Natural Cherry	■	■	■	■	■	■	■	■	■	■	■	■	■	■	■	■	■	■	■	■	■	■	■	■	■	■	■
2422 Medium Cherry	■	■	■	■	■	■	□	■	■	■	■	■	■	■	■	■	■	■	■	■	■	■	■	■	■	■	■
2511 Winter on Maple	■	■	■	■	■	■	■	■	■	■	■	■	■	■	■	■	■	■	■	■	■	■	■	■	■	■	■
2538 Clear Walnut ⊕	■	■	■	■	■	■	■	■	■	■	■	■	■	■	■	■	■	■	■	■	■	■	■	■	■	■	■
2539 Warm Oak E	■	■	■	■	■	■	■	■	■	■	■	■	■	■	■	■	■	■	■	■	■	■	■	■	■	■	■
2592 Blonde on Maple	■	■	■	■	■	■	□	■	■	■	■	■	■	■	■	■	■	■	■	■	■	■	■	■	■	■	■
2714 Natural Walnut	■	■	■	■	■	■	□	■	■	■	■	■	■	■	■	■	■	■	■	■	■	■	■	■	■	■	■
2772 Med Mahogany on Walnut E	■	■	■	■	■	■	■	■	■	■	■	■	■	■	■	■	■	■	■	■	■	■	■	■	■	■	■
2HAK Clear Oak	■	■	■	■	■	■	■	■	■	■	■	■	■	■	■	■	■	■	■	■	■	■	■	■	■	■	■
2HAT Acacia ⊕	■	■	■	■	■	■	■	■	■	■	■	■	■	■	■	■	■	■	■	■	■	■	■	■	■	■	■
2HAW Ash Wenge	■	■	■	■	■	■	■	■	■	■	■	■	■	■	■	■	■	■	■	■	■	■	■	■	■	■	■
2HBW Bisque Wenge	■	■	■	■	■	■	■	■	■	■	■	■	■	■	■	■	■	■	■	■	■	■	■	■	■	■	■
2HCW Clay Wenge	■	■	■	■	■	■	■	■	■	■	■	■	■	■	■	■	■	■	■	■	■	■	■	■	■	■	■
2HSW Storm Wenge	■	■	■	■	■	■	■	■	■	■	■	■	■	■	■	■	■	■	■	■	■	■	■	■	■	■	■
Low-Pressure Laminates (LPL)																											
Fiber Laminates																											
2L50 Vanadium Fiber LPL	•	•	•	•	•	•	□	■	•	•	•	•	•	•	•	•	•	•	•	•	•	•	•	•	•	•	•
2L52 Tungsten Fiber LPL	•	•	•	•	•	•	□	■	•	•	•	•	•	•	•	•	•	•	•	•	•	•	•	•	•	•	•
Metallic Laminate																											
2L03 Brushed Silver LPL	•	•	•	•	•	•	□	■	•	•	•	•	•	•	•	•	•	•	•	•	•	•	•	•	•	•	•
Solid Laminates																											
247L Black Version 2 LPL	•	•	•	•	•	•	□	■	•	•	•	•	•	•	•	•	•	•	•	•	•	•	•	•	•	•	•
2L30 Arctic White LPL	•	•	•	•	•	•	□	■	•	•	•	•	•	•	•	•	•	•	•	•	•	•	•	•	•	•	•
2L83 Seagull LPL ⊕	•	•	•	•	•	•	□	■	•	•	•	•	•	•	•	•	•	•	•	•	•	•	•	•	•	•	•
2L84 Milk LPL	•	•	•	•	•	•	■	•	•	•	•	•	•	•	•	•	•	•	•	•	•	•	•	•	•	•	•
2L85 Dune LPL	•	•	•	•	•	•	□	■	•	•	•	•	•	•	•	•	•	•	•	•	•	•	•	•	•	•	•
2LMG Merle LPL	•	•	•	•	•	•	■	•	•	•	•	•	•	•	•	•	•	•	•	•	•	•	•	•	•	•	•

High-Pressure, Low-Pressure, and Turnstone Laminate, continued

Legend

- = Not available
- = Available
- = Available with exceptions
- Ⓜ = Established
- Ⓢ = This finish is part of the global surface materials palette. Geographical differences, by product line, may apply.

▶ See page 55 for laminate colors on seating products.

SWF is Steelcase Wood Furniture.

	Answer	Avenir	c:scape	Context	Duo	Ellipse	FrameOne	Groupwork	Kick	media:scape	media:scape kiosk	Montage	ScapeSeries Tables	Series 9000 Options	Storage Products	Universal Worksurface Products	Verb	8500 Series Tables	Garland, Impact, Norfolk (SWF)	Convolve (SWF)	Currency (SWF)	Elective Elements (SWF)	FlexFrame (SWF)	Payback (SWF)	Victor2 (SWF)	Walden (SWF)	
Low-Pressure Laminates (LPL)																											
Woodgrain Laminates																											
25L1 Winter on Maple LPL	•	•	•	•	•	•	•	□	■	•	•	•	•	•	•	•	•	•	•	•	•	•	•	•	•	•	•
25L5 Virginia Walnut LPL	•	•	•	•	•	•	•	□	■	•	•	•	•	•	•	•	•	•	•	•	•	•	•	•	•	•	•
25L6 Blackwood LPL	•	•	•	•	•	•	•	□	■	•	•	•	•	•	•	•	•	•	•	•	•	•	•	•	•	•	•
25L8 Clear Walnut LPL Ⓢ	•	•	•	•	•	•	•	□	■	•	•	•	•	•	•	•	•	•	•	•	•	•	•	•	•	•	•
25L9 Warm Oak LPL Ⓜ	•	•	•	•	•	•	•	□	■	•	•	•	•	•	•	•	•	•	•	•	•	•	•	•	•	•	•
262L Marbled Maple LPL	•	•	•	•	•	•	•	□	■	•	•	•	•	•	•	•	•	•	•	•	•	•	•	•	•	•	•
264L Chocolate Walnut LPL	•	•	•	•	•	•	•	□	■	•	•	•	•	•	•	•	•	•	•	•	•	•	•	•	•	•	•
267L Marbled Cherry Version 2 LPL	•	•	•	•	•	•	•	□	■	•	•	•	•	•	•	•	•	•	•	•	•	•	•	•	•	•	•
26L1 Natural Cherry Version 2 LPL	•	•	•	•	•	•	•	□	■	•	•	•	•	•	•	•	•	•	•	•	•	•	•	•	•	•	•
2LAK Clear Oak LPL	•	•	•	•	•	•	•	□	■	•	•	•	•	•	•	•	•	•	•	•	•	•	•	•	•	•	•
2LAT Acacia LPL Ⓢ	•	•	•	•	•	•	•	□	■	•	•	•	•	•	•	•	•	•	•	•	•	•	•	•	•	•	•
2LAW Ash Wenge LPL	•	•	•	•	•	•	•	□	■	•	•	•	•	•	•	•	•	•	•	•	•	•	•	•	•	•	•
2LBW Bisque Wenge LPL	•	•	•	•	•	•	•	□	■	•	•	•	•	•	•	•	•	•	•	•	•	•	•	•	•	•	•
2LCW Clay Wenge LPL	•	•	•	•	•	•	•	□	■	•	•	•	•	•	•	•	•	•	•	•	•	•	•	•	•	•	•
2LSW Storm Wenge LPL	•	•	•	•	•	•	•	□	■	•	•	•	•	•	•	•	•	•	•	•	•	•	•	•	•	•	•
2L09 Clear Maple LPL Ⓢ	•	•	•	•	•	•	•	□	■	•	•	•	•	•	•	•	•	•	•	•	•	•	•	•	•	•	•
Turnstone Laminate Collection																											
2535 Virginia Walnut	□	□	■	•	•	□	■	■	■	■	■	□	■	□	□	■	■	•	•	•	■	□	□	•	■	•	•
2536 Blackwood	□	□	■	•	•	□	■	■	■	■	■	□	■	□	□	■	■	•	•	•	■	□	□	•	■	•	•
2612 Marbled Maple	□	□	■	•	•	□	■	■	■	■	■	□	■	□	□	■	■	•	•	•	■	□	□	•	■	•	•
2614 Chocolate Walnut	□	□	■	•	•	□	■	■	■	■	■	□	■	□	□	■	■	•	•	•	■	□	□	•	■	•	•
2615 Marbled Cherry	□	□	■	•	•	□	■	■	■	■	■	□	■	□	□	■	■	•	•	•	■	□	□	•	■	•	•
Payback Low-Pressure Laminates																											
24L0 Graphite Walnut LPL	•	•	•	•	•	•	•	•	•	•	•	•	•	•	•	•	•	•	•	•	•	•	•	•	•	•	•
246L Mahogany LPL	•	•	•	•	•	•	•	□	•	•	•	•	•	•	•	•	•	•	•	•	•	•	•	•	•	•	•
265L Marbled Cherry LPL	•	•	•	•	•	•	•	•	•	•	•	•	•	•	•	•	•	•	•	•	•	•	•	•	•	•	•
275L Warm White LPL Ⓜ	•	•	•	•	•	•	•	•	•	•	•	•	•	•	•	•	•	•	•	•	•	•	•	•	•	•	•
Open Line Laminate (Upcharge)																											
Open Line Laminate	■	■	■	■	■	■	■	•	■	□	□	■	□	■	■	■	■	■	•	□	■	■	■	•	■	■	■

Products that are missing from the matrix are not available with these surface materials.

Tip: For the most up to date availability information, please visit Steelcase.com/materials under the What Works on What section.

Plastic Matrix

Systems, Casegoods, and Architecture

Systems, Casegoods, and Architecture Plastic

Legend

- = Not available
 - = Available
 - = Available with exceptions
 - E = Established
 - ⊕ = This finish is part of the global surface materials palette.
- Geographical differences, by product line, may apply.

▶ See page 56 for plastic colors on Seating products.

	Answer	Avenir	c:scape	Context	Ellipse	FrameOne	Groupwork	Kick	media:scape	media:scape kiosk	Montage	Post and Beam	Privacy Wall	Series 9000	Storage Products	Universal Workspace Products	Verb	V.I.A.	8500 Series Tables	Currency (SWF)	Elective Elements (SWF)	FlexFrame (SWF)	Payback (SWF)
6000 Black	■	■	■	□	■	•	■	□	■	■	■	□	■	■	•	•	•	•	■	■	■	•	■
6001 Coffee	•	□	■	□	■	•	•	•	■	■	■	•	•	•	•	•	•	•	■	■	■	•	■
6002 Graphite E	•	•	□	□	■	•	•	•	■	■	■	•	•	•	•	•	•	•	■	■	■	•	■
6009 Arctic White	■	■	■	•	■	•	•	□	■	■	■	•	•	•	□	•	•	□	■	■	■	•	■
6052 Milk	□	□	■	•	•	•	•	•	■	■	■	•	•	•	□	•	•	•	■	■	■	•	■
6053 Seagull	□	□	■	•	•	•	•	•	■	■	■	•	•	•	•	•	•	•	■	■	■	•	■
6055 Carbon Metallic	□	•	•	•	•	•	•	•	•	•	•	•	•	•	•	•	•	•	■	■	■	•	■
6056 Midnight Metallic	□	•	•	•	•	•	•	•	•	•	•	•	•	•	•	•	•	•	■	■	■	•	■
6059 Sterling Dark Solid	•	•	•	•	•	•	•	•	•	•	•	•	•	•	•	•	□	•	•	•	•	•	•
6094 Mineral Metallic	□	•	•	•	•	•	•	•	•	•	•	•	•	•	•	•	•	•	■	■	■	•	■
6249 Platinum Solid	□	■	■	□	■	•	•	□	■	■	■	•	•	■	•	□	■	□	■	■	■	•	■
6259 Midnight	•	•	•	•	•	•	•	•	•	•	•	•	•	•	•	•	□	•	•	•	•	•	•
6337 Element	•	•	•	•	•	•	•	•	•	•	•	•	•	•	•	•	□	•	•	•	•	•	•
6505 Frosted White	•	•	•	•	•	•	•	□	•	•	•	•	•	•	•	•	•	•	•	•	•	•	•
6507 Frosted Green	•	•	•	•	•	•	•	□	•	•	•	•	•	•	•	•	•	•	•	•	•	•	•
6527 Merle	•	•	•	•	•	•	•	•	•	•	•	•	•	•	•	•	•	□	•	•	•	•	•
6607 Woodrose E	•	□	•	•	□	•	•	•	•	•	•	•	•	•	•	•	•	•	□	•	•	•	•
6608 Driftwood E	•	□	•	•	□	•	•	•	•	•	•	•	•	•	•	•	•	•	□	•	•	•	•
6609 Smoke E	•	□	•	•	□	•	•	•	•	•	•	•	•	•	•	•	•	•	□	•	•	•	•
6612 Grey Value 2 E	•	□	•	•	■	•	•	•	•	•	•	•	•	•	□	•	•	•	■	■	■	•	■
6615 Grey Value 5	•	□	■	•	•	•	•	•	■	■	■	•	•	□	•	□	•	•	■	■	■	□	•
6617 Warm Brown V2 E	•	□	•	•	■	•	•	•	•	•	•	•	•	•	•	•	•	•	□	•	•	•	•
6618 White	•	•	•	•	•	•	•	•	•	•	•	•	■	•	•	•	•	•	•	•	•	•	•
6623 Metallic	•	•	•	•	•	•	•	•	•	•	•	•	•	•	□	•	•	•	•	•	•	•	•
6625 Translucent	•	•	•	•	•	•	•	□	•	•	•	•	•	•	•	•	•	•	•	•	•	•	•
6631 Cream	•	□	■	•	□	•	•	•	■	■	■	•	•	□	□	■	•	•	■	□	■	•	•
6635 Dawn E	•	□	■	•	□	•	•	•	■	■	■	•	•	□	□	■	•	•	■	□	■	•	•
6636 Mist	•	□	■	•	□	•	•	•	■	■	■	•	•	□	□	■	•	•	■	□	■	•	•
6643 Fusion Light	•	•	•	•	•	•	•	•	•	•	•	□	•	•	•	•	•	•	•	•	•	•	•
6644 Fusion Dark	•	•	•	•	•	•	•	•	•	•	•	□	•	•	•	•	•	•	•	•	•	•	•
6650 Sodium E	•	□	•	•	■	•	•	•	•	•	•	•	•	•	•	•	•	•	□	•	•	•	•
6651 Tungsten E	•	•	•	□	■	•	•	•	•	•	•	•	•	•	•	•	•	•	•	■	■	•	■
6652 Titanium E	•	•	•	□	■	•	•	□	•	•	•	•	•	•	•	•	•	•	•	■	■	•	■
6653 Solar Black E	•	•	•	□	■	•	•	•	•	•	•	•	•	•	•	•	•	•	•	■	■	•	■
6654 Sand	■	□	■	■	■	•	•	•	■	■	■	•	•	■	■	■	■	■	■	■	■	■	■
6655 Warm White	•	■	■	□	■	•	•	•	■	■	■	•	•	□	•	•	•	•	■	■	■	•	■
6659 Light Grey E	•	•	•	•	•	•	•	•	•	•	■	•	•	•	•	•	•	•	•	•	•	•	•
6681 Grotto	•	•	•	□	■	•	•	•	•	•	•	•	•	•	•	•	•	•	•	■	■	•	■
6682 Cobblestone	•	•	•	□	■	•	•	•	•	•	•	•	•	•	•	•	•	•	•	■	■	•	■
6685 Champagne Metallic	□	•	•	•	•	•	•	•	•	•	•	•	•	•	•	•	•	•	•	•	•	•	•

Not every plastic component is available in every plastic color. The matrix above gives an overview of the plastic colors available in each product line.

SWF is Steelcase Wood Furniture.

Tip: For the most up to date availability information, please visit Steelcase.com/materials under the What Works on What section.

Systems, Casegoods, and Architecture Plastic, continued

Legend

- = Not available
- = Available
- = Available with exceptions
- E = Established
- ⊕ = This finish is part of the global surface materials palette. Geographical differences, by product line, may apply.
- ▶ See page 56 for plastic colors on Seating products.

	Answer	Avenir	c:scape	Context	Ellipse	FrameOne	Groupwork	Kick	media:scape	media:scape kiosk	Montage	Post and Beam	Privacy Wall	Series 9000	Storage Products	Universal Worksurface Products	Verb	V.I.A.	8500 Series Tables	Currency (SWF)	Elective Elements (SWF)	FlexFrame (SWF)	Payback (SWF)
6686 Gold Dust E	□	•	•	•	•	•	•	•	•	•	•	•	•	•	•	•	•	•	•	•	•	•	•
6688 Steel E	□	•	•	•	•	•	•	•	•	•	•	•	•	•	•	•	•	•	•	•	•	•	•
6694 Slate	□	•	■	•	•	•	•	•	■	■	•	□	•	•	•	•	•	•	•	•	•	•	•
6695 Midnight	□	□	■	•	•	•	•	•	■	■	•	•	■	□	•	□	•	•	•	■	•	•	•
6696 Sterling Metallic E	□	•	•	•	•	•	•	•	•	•	•	•	•	•	•	•	•	•	•	•	•	•	•
6697 Fog	■	□	■	•	•	•	•	•	■	■	•	•	■	□	•	•	•	•	•	■	•	•	•
6698 Fieldstone	■	•	■	•	•	•	•	•	■	■	•	•	•	•	•	•	•	•	•	•	•	•	•
6699 Platinum Metallic	□	•	•	•	•	•	•	•	•	•	•	•	•	•	•	•	•	•	•	•	•	•	•
6703 Ash Wenge	•	•	•	•	•	•	•	•	•	•	•	•	•	•	•	•	•	•	•	•	•	•	•
6704 Storm Wenge	•	•	•	•	•	•	•	•	•	•	•	•	•	•	•	•	•	•	•	•	•	•	•
6705 Bisque Wenge	•	•	•	•	•	•	•	•	•	•	•	•	•	•	•	•	•	•	•	•	•	•	•
6706 Clay Wenge	•	•	•	•	•	•	•	•	•	•	•	•	•	•	•	•	•	•	•	•	•	•	•
6B03 Red	■	•	•	•	•	•	•	•	•	•	•	•	•	•	•	•	•	•	□	•	•	•	•

Not every plastic component is available in every plastic color. The matrix above gives an overview of the plastic colors available in each product line.

SWF is Steelcase Wood Furniture.

Tip: For the most up to date availability information, please visit Steelcase.com/materials under the What Works on What section.

Edge bands

Legend

- = Not available
- = Available
- = Available with exceptions
- Ⓔ = Established
- ⊕ = This finish is part of the global surface materials palette. Geographical differences, by product line, may apply.
- ▶ See page 56 for plastic colors on Seating products.

	Answer	Avenir	c:scape	Context	Ellipse	FrameOne	Groupwork	Kick	media:scape	media:scape kiosk	ScapeSeries Tables	Series 9000	Storage Products	Universal Worksurface Products	Verb	8500 Series Tables	Currency (SWF)	Elective Elements (SWF)	FlexFrame (SWF)	Victor2 (SWF)	Walden (SWF)
6000 Black	■	■	■	■	■	■	■	■	■	■	■	■	■	■	■	■	■	■	■	■	■
6001 Coffee	■	■	■	■	■	■	■	□	■	■	■	■	■	■	■	■	■	■	■	■	•
6009 Arctic White	■	■	■	■	■	■	■	■	■	■	■	■	■	■	■	■	■	■	■	■	■
6034 Natural Cherry	■	□	■	■	■	■	■	□	■	■	■	■	□	□	■	•	■	■	■	■	■
6036 Medium Cherry	■	□	■	■	■	■	■	□	■	■	■	■	□	□	■	•	■	■	■	■	■
6037 Winter on Maple	■	□	■	■	■	■	■	□	■	■	■	■	□	□	■	•	■	■	■	■	■
6038 Blonde on Maple	■	□	■	■	■	■	■	□	■	■	■	■	□	□	■	•	■	■	■	■	■
6041 Natural Walnut	■	□	■	■	■	■	■	□	■	■	■	■	□	□	■	•	■	■	■	■	■
6045 Medium Mahogany on Walnut Ⓔ	■	□	■	■	■	■	■	□	■	■	■	■	□	□	■	•	■	■	■	■	■
6052 Milk	■	■	■	■	■	■	■	■	■	■	■	■	■	■	■	■	■	■	■	■	■
6053 Seagull	■	■	■	■	■	■	■	■	■	■	■	■	■	■	■	■	■	■	■	■	■
6213 Acacia	■	□	■	■	■	■	■	□	■	■	■	■	□	□	■	•	■	■	■	■	■
6219 Clear Oak	■	□	■	■	■	■	■	□	■	■	■	■	□	□	■	•	■	■	■	■	■
6231 Graphite Walnut	■	□	■	■	■	■	■	□	■	■	■	■	□	□	■	•	■	■	■	■	■
6234 Clear Cherry	■	□	■	■	■	■	■	□	■	■	■	■	□	□	■	•	■	■	■	■	■
6237 Clear Maple	■	□	■	■	■	■	■	□	■	■	■	■	□	□	■	•	■	■	■	■	■
6242 Virginia Walnut	■	□	■	•	•	■	■	□	■	■	■	■	□	□	■	•	■	■	•	■	•
6243 Blackwood	■	□	■	•	■	■	■	□	■	■	■	■	□	□	■	•	■	■	■	■	•
6245 Clear Walnut	■	□	■	■	■	■	■	□	■	■	■	■	□	□	■	•	■	■	■	■	■
6246 Warm Oak Ⓔ	■	□	■	■	■	■	■	□	■	■	■	■	□	□	■	•	■	■	■	■	■
6249 Platinum Solid	■	■	■	■	■	■	■	■	■	■	■	■	■	■	■	■	■	■	■	■	•
6527 Merle	■	□	■	■	■	■	■	□	■	■	■	■	□	□	■	•	■	■	■	■	■
6612 Grey Value 2 Ⓔ	•	•	•	•	•	•	•	•	•	•	•	•	•	•	•	■	•	•	•	•	•
6615 Grey Value 5	■	□	■	■	■	■	■	□	■	■	■	■	□	□	■	■	■	■	■	■	•
6619 Ice Ⓔ	■	□	■	■	■	■	■	□	■	■	■	■	□	□	■	•	■	■	■	■	•
6631 Cream	■	□	■	■	■	■	■	□	■	■	■	■	□	□	■	■	■	■	■	■	■
6635 Dawn Ⓔ	■	□	■	■	■	■	■	□	■	■	■	■	□	□	■	■	■	■	■	■	■
6636 Mist	■	□	■	■	■	■	■	□	■	■	■	■	□	□	■	■	■	■	■	■	■
6654 Sand	■	■	■	■	■	■	■	■	■	■	■	■	■	■	■	■	■	■	■	■	■
6655 Warm White	■	□	■	■	■	■	■	□	■	■	■	■	□	□	■	■	■	■	■	■	■
6676 Marbled Maple	■	□	■	•	■	■	■	□	■	■	■	■	□	□	■	•	■	•	•	■	•
6677 Chocolate Walnut	■	□	■	•	■	■	■	□	■	■	■	■	□	□	■	•	■	•	•	■	•
6678 Marbled Cherry	■	□	■	•	■	■	■	□	■	■	■	■	□	□	■	•	■	•	•	■	•
6689 Brushed Silver Ⓔ	•	•	•	•	•	■	■	□	•	•	•	•	•	•	■	•	■	•	•	■	•
6694 Slate	■	■	■	■	■	•	■	■	■	■	■	■	■	■	■	■	■	■	■	■	•
6695 Midnight	■	■	■	■	■	•	■	■	■	■	■	■	■	■	■	■	■	■	■	■	•
6697 Fog	■	■	■	■	■	•	■	■	■	■	■	■	■	■	■	■	■	■	■	■	•
6698 Fieldstone	■	■	■	■	■	•	■	■	■	■	■	■	■	■	■	•	•	■	■	■	•
6703 Ash Wenge	■	■	■	■	■	■	■	■	■	■	■	■	■	■	■	■	■	■	■	■	■
6704 Storm Wenge	■	■	■	■	■	■	■	■	■	■	■	■	■	■	■	■	■	■	■	■	■
6705 Bisque Wenge	■	■	■	■	■	■	■	■	■	■	■	■	■	■	■	■	■	■	■	■	■
6706 Clay Wenge	■	■	■	■	■	■	■	■	■	■	■	■	■	■	■	■	■	■	■	■	■

Note: Light color plastic edges are susceptible to degradation due to normal wear and tear. Staining (e.g. ball point pen or clothing dyes such as blue jeans) and dirt effects are more pronounced in light colors and are not considered defects.

Products that are missing from the matrix are not available with these surface materials.

Not every plastic component is available in every plastic color. The matrix above gives an overview of the plastic colors available in each product line.

SWF is Steelcase Wood Furniture.

Tip: For the most up to date availability information, please visit Steelcase.com/materials under the What Works on What section.

Metal and Accessory Paint Matrix

Systems, Casegoods, and Architecture

Metal and Accessory
Paint Matrix

Legend

- = Not available
- = Available
- = Available with exceptions
- Ⓢ = Established
- Ⓢ = This finish is part of the global surface materials palette. Geographical differences, by product line, may apply.
- ▶ See specification guide for details.

	Answer	Avenir	c:scape	Context	FrameOne	media:scape	media:scape kiosk	media:scape mini and mobile	Montage	Post and Beam	Privacy Wall	ScapeSeries Tables	Series 9000	Storage Products	Universal Worksurface Products	V.I.A.	8500 Series Tables	Convane (SWF)	Currency (SWF)	Elective Elements (SWF)	FlexFrame (SWF)	Garland (SWF)	Impact (SWF)	Norfolk II (SWF)	Payback (SWF)	Walden (SWF)
Metal and Accessory Paint																										
4140 Arctic White Gloss Ⓢ	•	•	□	•	□	□	□	■	•	•	•	□	•	□	□	•	•	•	•	□	•	•	•	•	•	•
4144 Black Gloss	•	•	□	•	□	•	•	•	•	•	•	•	•	□	□	•	•	•	•	□	•	•	•	•	•	•
803S Stainless Steel	•	•	•	•	•	•	•	•	•	•	•	□	•	•	•	•	•	•	•	•	•	•	•	•	•	•
8042 Brushed Aluminum	•	•	•	•	•	•	•	•	•	•	•	•	•	•	□	•	•	•	•	•	•	•	•	•	•	•
8043 Clear Anodized Aluminum	•	•	•	•	□	•	•	•	•	•	□	•	•	•	□	□	•	•	•	■	•	•	•	•	•	•
8044 Black Anodized Aluminum	•	•	•	•	•	•	•	•	•	•	•	•	•	•	•	•	•	•	•	□	•	•	•	•	•	•
8046 Polished Aluminum	•	•	•	•	□	•	•	•	•	•	•	•	•	•	□	□	•	•	•	•	•	□	•	•	•	•
9200 Satin Chrome	•	•	•	•	•	•	•	•	•	•	□	•	•	•	□	□	•	•	•	•	•	•	•	•	•	•
9201 Polished Chrome	□	□	□	□	•	•	•	•	•	•	□	•	•	■	□	□	□	□	□	■	•	□	□	□	□	□
9211 Nickel	□	•	•	□	•	•	•	•	•	•	•	•	•	□	•	•	•	•	□	□	□	□	□	□	□	□
9212 Silver	□	•	•	□	•	•	•	•	•	•	•	•	•	□	□	□	□	□	□	□	□	□	□	□	□	□
9214 Antique Pewter	•	•	•	•	•	•	•	•	•	•	•	•	•	•	•	•	•	•	•	•	•	•	•	□	•	•
9230 Antique Bronze	•	•	•	•	•	•	•	•	•	•	•	•	•	•	•	•	•	•	•	•	•	□	•	■	•	•
9250 Ember Chrome	•	□	•	•	•	•	•	•	□	•	□	•	•	□	•	•	□	□	□	■	•	□	□	□	□	□

Not every metal component is available in every metal color. The matrix above gives an overview of the metal colors available in each product line.

SWF is Steelcase Wood Furniture.

Tip: For the most up to date availability information, please visit steelcase.com/materials under the What Works on What section.

Products that are missing from the matrix are not available with these surface materials.

Glass Matrix

Systems, Casegoods, and Architecture

Not every glass component is available in every glass color. The matrix below gives an overview of the glass colors available in each product line. Refer to individual product lines for upcharges.

SWF is Steelcase Wood Furniture.

	Answer	Avenir	c.scape	FrameOne	Kirk	Montage	Privacy Wall	Series 9000	Storage Products	V.I.A.	Convane (SWF)	Elective Elements (SWF)	FlexFrame (SWF)	Garland (SWF)	Impact (SWF)	Walden (SWF)
Glass																
6500 Clear	■	■	•	•	■	■	■	■	•	■	•	•	•	•	•	•
6518 Opaque	•	•	•	•	•	•	•	■	•	•	•	•	•	•	•	•
6530 Frosted	■	•	■	■	•	■	•	■	■	•	•	•	•	•	•	•
6536 Translucent Frosted	•	•	•	•	•	•	•	•	•	•	■	•	•	•	•	•
6540 Clear Laminated	•	•	•	•	•	•	■	•	•	■	•	•	•	•	■	•
6541 White Laminated	■	•	•	•	■	•	•	•	•	■	•	•	•	•	•	•
6542 Satin	•	•	•	•	•	•	■	•	•	■	•	•	•	■	•	■
6553 Wisp	•	•	•	•	•	•	■	•	•	■	•	•	•	•	•	•
6555 Ice	•	•	•	•	•	•	□	•	•	■	•	•	•	•	•	•
6558 Bamboo	•	•	•	•	•	•	□	•	•	■	•	•	•	•	•	•
6570 Crystal	•	•	■	•	•	•	•	•	•	•	•	•	•	•	•	•
6580 Ice White	•	•	•	•	•	•	•	•	•	•	■	■	•	•	•	•
Back Painted Glass																
6509 Mirrored Bronze	•	•	•	•	•	•	•	•	•	•	•	■	•	•	•	•
6521 Truffle	•	•	•	•	•	•	•	•	•	■	•	■	•	•	•	•
6581 Blue Jay	•	•	•	•	•	•	•	•	•	■	■	•	•	•	•	•
6582 Wasabi	•	•	•	•	•	•	•	•	•	■	■	•	•	•	•	•
6583 Rose	•	•	•	•	•	•	•	•	•	■	■	•	•	•	•	•
6584 Tangerine	•	•	•	•	•	•	•	•	•	■	■	•	•	•	•	•
6585 Fuchsia	•	•	•	•	•	•	•	•	•	■	■	•	•	•	•	•
6586 Citrus Green	•	•	•	•	•	•	•	•	•	■	■	•	•	•	•	•
6587 Gold	•	•	•	•	•	•	•	•	•	■	■	•	•	•	•	•
6588 Purple Berry	•	•	•	•	•	•	•	•	•	■	■	•	•	•	•	•
6589 Mercury	•	•	•	•	•	•	•	•	•	■	■	•	•	•	•	•
6590 Black	•	•	•	•	•	•	•	•	•	■	■	•	•	•	•	•
6591 Merle	•	•	•	•	•	•	•	•	•	■	■	•	•	•	•	•
6592 Asphalt	•	•	•	•	•	•	•	•	•	■	■	•	•	•	•	•
6593 Greyscale	•	•	•	•	•	•	•	•	•	■	■	•	•	•	•	•
6594 Tan	•	•	•	•	•	•	•	•	•	■	■	•	•	•	•	•
6595 Winter	•	•	•	•	•	•	•	•	•	■	■	•	•	•	•	•

Legend

- = Not available
- = Available
- = Available with exceptions
- ⊕ = Established
- ⊗ = This finish is part of the global surface materials palette. Geographical differences, by product line, may apply.

Tip: For the most up to date availability information, please visit Steelcase.com/materials under the What Works on What section.

Products that are missing from the matrix are not available with these surface materials.

Wood Matrix

Systems, Caseworks, and Architecture

Wood Finishes on Natural Veneer

Legend

- = Not available
- = Available
- = Available with exceptions
- ⓔ = Established
- Ⓢ = This finish is part of the global surface materials palette. Geographical differences, by product line, may apply.
- FC = Flat Cut
- OP = Open Pore
- FF = Full-Fill
- ▶ See page 22 for a description of fill levels.

SWF is Steelcase Wood Furniture.

Flat Cut

Cherry

Fill Level	Answer	Avenir	c:scape	Context	Electric Elements	Ellipse	FlexFrame	FrameOne	media:scape	media:scape kiosk	Montage	Privacy Wall	Series 9000 Enhanced Panels	Storage Products	Universal Worksurface Products	V.I.A.	Garland (SWF)	Convane (SWF)	Impact (SWF)	Norfolk II (SWF)	Victor2 (SWF)	Walden (SWF)	
3402 FC/OP Clear Cherry (Aged)	OP	■	■	■	■	■	■	■	■	■	■	■	■	■	■	■	■	■	■	■	■	■	■
3404 FC/FF Clear Cherry (Aged)	FF	■	■	□	■	■	■	■	■	■	■	■	■	■	■	■	■	■	■	■	■	■	■
3412 FC/OP Natural Cherry ⓔ	OP	■	■	■	■	■	■	■	■	■	■	■	■	■	■	■	■	■	■	■	■	■	■
3414 FC/FF Natural Cherry ⓔ	FF	■	■	□	■	■	■	■	■	■	■	■	■	■	■	■	■	■	■	■	■	■	■
3422 FC/OP Medium Cherry	OP	■	■	■	■	■	■	■	■	■	■	■	■	■	■	■	■	■	■	■	■	■	■
3424 FC/FF Medium Cherry	FF	■	■	□	■	■	■	■	■	■	■	■	■	■	■	■	■	■	■	■	■	■	■

Maple

3522 FC/OP Clear Maple*	OP	■	■	■	■	■	■	■	■	■	■	■	■	■	■	■	■	■	■	■	■	■	■
3524 FC/FF Clear Maple*	FF	■	■	□	■	■	■	■	■	■	■	■	■	■	■	■	■	■	■	■	■	■	■
3544 FC/FF Blonde on Maple	FF	■	■	□	■	■	■	■	■	■	■	■	■	■	■	■	■	■	■	■	■	■	■
3562 FC/OP Linseed on Maple ⓔ	OP	■	■	■	■	■	■	■	■	■	■	■	■	■	■	■	■	■	■	■	■	■	■
3564 FC/FF Linseed on Maple ⓔ	FF	■	■	□	■	■	■	■	■	■	■	■	■	■	■	■	■	■	■	■	■	■	■
3572 FC/OP Amber on Maple ⓔ	OP	■	■	■	■	■	■	■	■	■	■	■	■	■	■	■	■	■	■	■	■	■	■
3574 FC/FF Amber on Maple ⓔ	FF	■	■	□	■	■	■	■	■	■	■	■	■	■	■	■	■	■	■	■	■	■	■
3582 FC/OP Winter on Maple ⓔ	OP	■	■	■	■	■	■	■	■	■	■	■	■	■	■	■	■	■	■	■	■	■	■
3592 FC/OP Blonde on Maple	OP	■	■	■	■	■	■	■	■	■	■	■	■	■	■	■	■	■	■	■	■	■	■

Walnut

3062 FC/OP Graphite Walnut	OP	■	■	■	■	■	■	■	■	■	■	■	■	■	■	■	■	■	■	■	■	■	■
3064 FC/FF Graphite Walnut	FF	■	■	□	■	■	■	■	■	■	■	■	■	■	■	■	■	■	■	■	■	■	■
3702 FC/OP Clear Walnut	OP	■	■	■	■	■	■	■	■	■	■	■	■	■	■	■	■	■	■	■	■	■	■
3704 FC/FF Clear Walnut	FF	■	■	□	■	■	■	■	■	■	■	■	■	■	■	■	■	■	■	■	■	■	■
3712 FC/OP Natural Walnut	OP	■	■	■	■	■	■	■	■	■	■	■	■	■	■	■	■	■	■	■	■	■	■
3714 FC/FF Natural Walnut	FF	■	■	□	■	■	■	■	■	■	■	■	■	■	■	■	■	■	■	■	■	■	■
3722 FC/OP Dark Mahogany on Walnut	OP	■	■	■	■	■	■	■	■	■	■	■	■	■	■	■	■	■	■	■	■	■	■
3724 FC/FF Dark Mahogany on Walnut	FF	■	■	□	■	■	■	■	■	■	■	■	■	■	■	■	■	■	■	■	■	■	■
3752 FC/OP Medium Walnut	OP	■	■	■	■	■	■	■	■	■	■	■	■	■	■	■	■	■	■	■	■	■	■
3754 FC/FF Medium Walnut	FF	■	■	□	■	■	■	■	■	■	■	■	■	■	■	■	■	■	■	■	■	■	■
3762 FC/OP Dark Walnut	OP	■	■	■	■	■	■	■	■	■	■	■	■	■	■	■	■	■	■	■	■	■	■
3764 FC/FF Dark Walnut	FF	■	■	□	■	■	■	■	■	■	■	■	■	■	■	■	■	■	■	■	■	■	■
3772 FC/OP Medium Mahogany on Walnut	OP	■	■	■	■	■	■	■	■	■	■	■	■	■	■	■	■	■	■	■	■	■	■
3774 FC/FF Medium Mahogany on Walnut	FF	■	■	□	■	■	■	■	■	■	■	■	■	■	■	■	■	■	■	■	■	■	■

Note: Full-fill finishes are available on worksurfaces only (upcharge may apply).

*To ensure an understanding of the color ranges and characteristic variations of natural veneer, a sign-off sheet is required prior to orders being accepted for this clear-coat finish. The sign-off sheet is available through Steelcase advertising stock. Form number 05-0001370.

Tip: For the most up to date availability information, please visit steelcase.com/materials under the What Works on What section.

Products that are missing from the matrix are not available with these surface materials.

Wood Matrix Systems, Caseworks, and Architecture, continued

Wood Finishes on Natural Veneer, continued

Legend

- = Not available
- = Available
- = Available with exceptions
- Ⓜ = Established
- ⊕ = This finish is part of the global surface materials palette. Geographical differences, by product line, may apply.
- FC = Flat Cut
- OP = Open Pore
- FF = Full-Fill
- ▶ See page 22 for a description of fill levels.

	Fill Level	Answer	Avenir	c:scape	Context	Elective Elements	Ellipse	FlexFrame	FrameOne	media:scape	media:scape kiosk	Montage	Privacy Wall	Series 9000 Enhanced Panels	Storage Products	Universal Worksurface Products	V.I.A.	Garland (SWF)	Convolve (SWF)	Impact and Walden (SWF)	Norfolk II (SWF)	Victor2 (SWF)	Walden (SWF)	
Quarter Cut																								
Ash																								
3042 QC/OP Ash*	OP	□	•	■	•	■	•	■	■	■	■	□	•	•	■	□	□	■	■	■	•	■	■	
Maple																								
3222 QC/OP Clear Maple*	OP	■	■	■	■	■	■	■	■	■	■	■	□	■	■	■	□	■	■	■	•	■	■	
3224 QC/FF Clear Maple*	FF	■	■	□	■	■	■	■	■	■	■	■	■	•	•	□	□	•	■	□	□	•	■	□
3272 QC/OP Amber on Maple Ⓜ	OP	■	■	■	■	■	■	■	■	■	■	■	□	■	■	■	□	■	■	■	•	■	■	
3274 QC/FF Amber on Maple Ⓜ	FF	■	■	□	■	■	■	■	■	■	■	■	■	•	•	□	□	•	■	□	□	•	■	□
3292 QC/OP Blonde on Maple	OP	■	■	■	■	■	■	■	■	■	■	■	□	■	■	■	□	■	■	■	•	■	■	
3294 QC/FF Blonde on Maple	FF	■	■	□	■	■	■	■	■	■	■	■	■	•	•	□	□	•	■	□	□	•	■	□
Walnut																								
3302 QC/OP Clear Walnut	OP	■	■	■	■	■	■	■	■	■	■	■	□	■	■	■	•	■	■	■	•	■	■	
3304 QC/FF Clear Walnut	FF	■	■	□	■	■	■	■	■	■	■	■	■	•	•	□	□	•	■	□	□	•	■	□
3312 QC/OP Natural Walnut	OP	■	■	■	■	■	■	■	■	■	■	■	□	■	■	■	•	■	■	■	•	■	■	
3314 QC/FF Natural Walnut	FF	■	■	□	■	■	■	■	■	■	■	■	■	•	•	□	□	•	■	□	□	•	■	□
3322 QC/OP Dark Mahogany on Walnut	OP	■	■	■	■	■	■	■	■	■	■	■	□	■	■	■	•	■	■	■	•	■	■	
3324 QC/FF Dark Mahogany on Walnut	FF	■	■	□	■	■	■	■	■	■	■	■	■	•	•	□	□	•	■	□	□	•	■	□
3352 QC/OP Medium Walnut	OP	■	■	■	■	■	■	■	■	■	■	■	□	■	■	■	•	■	■	■	•	■	■	
3354 QC/FF Medium Walnut	FF	■	■	□	■	■	■	■	■	■	■	■	■	•	•	□	□	•	■	□	□	•	■	□
3362 QC/OP Dark Walnut	OP	■	■	■	■	■	■	■	■	■	■	■	□	■	■	■	•	■	■	■	•	■	■	
3364 QC/FF Dark Walnut	FF	■	■	□	■	■	■	■	■	■	■	■	■	•	•	□	□	•	■	□	□	•	■	□
3372 QC/OP Medium Mahogany on Walnut	OP	■	■	■	■	■	■	■	■	■	■	■	□	■	■	■	•	■	■	■	•	■	■	
3374 QC/FF Medium Mahogany on Walnut	FF	■	■	□	■	■	■	■	■	■	■	■	■	•	•	□	□	•	■	□	□	•	■	□
3382 QC/OP Graphite Walnut	OP	■	■	■	■	■	■	■	■	■	■	■	□	■	■	■	•	■	■	■	•	■	■	
3384 QC/FF Graphite Walnut	FF	■	■	□	■	■	■	■	■	■	■	■	■	•	•	□	□	•	■	□	□	•	■	□

SWF is Steelcase Wood Furniture.

Note: Full-fill finishes are available on worksurfaces only (upcharge may apply).

*To ensure an understanding of the color ranges and characteristic variations of natural veneer, a sign-off sheet is required prior to orders being accepted for this clear-coat finish. The sign-off sheet is available through Steelcase advertising stock. Form number 05-0001370 for 3222 and 3224, form number 05-0000756 for 3042.

Tip: For the most up to date availability information, please visit steelcase.com/materials under the What Works on What section.

Products that are missing from the matrix are not available with these surface materials.

Wood Finishes on Natural Veneer, continued

Legend

- = Not available
- = Available
- = Available with exceptions
- Ⓢ = Established
- Ⓢ = This finish is part of the global surface materials palette. Geographical differences, by product line, may apply.
- FC = Flat Cut
- OP = Open Pore
- FF = Full-Fill
- ▶ See page 22 for a description of fill levels.

	Fill Level	Answer	Avenir	c:scape	Context	Elective Elements	Ellipse	FlexFrame	FrameOne	media:scape	media:scape kiosk	Montage	Privacy Wall	Series 9000 Enhanced Panels	Storage Products	Universal Worksurface Products	V.I.A.	Garland (SWF)	Convane (SWF)	Impact (SWF)	Norfolk II (SWF)	Victor2 (SWF)	Walden (SWF)
Rift Cut																							
Oak																							
3602 RC/OP Desert Oak	OP	■	■	■	■	■	■	■	■	■	■	■	■	■	■	■	■	■	■	■	■	■	■
3604 RC/FF Desert Oak	FF	■	■	□	■	■	■	■	■	■	■	■	■	■	■	■	■	■	■	■	■	■	■
3612 RC/OP Warm Oak Ⓢ	OP	■	■	■	■	■	■	■	■	■	■	■	■	■	■	■	■	■	■	■	■	■	■
3614 RC/FF Warm Oak Ⓢ	FF	■	■	□	■	■	■	■	■	■	■	■	■	■	■	■	■	■	■	■	■	■	■
3692 RC/OP Espresso Oak	OP	■	■	■	■	■	■	■	■	■	■	■	■	■	■	■	■	■	■	■	■	■	■
3694 RC/FF Espresso Oak	FF	■	■	□	■	■	■	■	■	■	■	■	■	■	■	■	■	■	■	■	■	■	■
Premium Wood**																							
Wood Group 2																							
3032 QC/OP Dark Thin Line Bamboo	OP	□	•	■	•	■	•	■	■	■	■	■	■	■	■	■	■	■	■	■	■	■	■
3052 QC/OP Ribbon Sapele	OP	□	•	■	•	■	•	■	■	■	■	■	■	■	■	■	■	■	■	■	■	■	■
Wood Group 3																							
3832 QC/OP Figured Anegre	OP	□	•	■	•	■	•	■	■	■	■	■	■	■	■	■	■	■	■	■	■	■	■
3842 QC/OP Figured Makore	OP	□	•	■	•	■	•	■	■	■	■	■	■	■	■	■	■	■	■	■	■	■	■
Select Surfaces - Composite Veneers ***																							
Wood Group 1																							
3F6X QC/OP Medium Natural Composite	OP	□	•	■	•	■	•	■	■	■	■	■	■	■	■	■	■	■	■	■	■	■	■
3F8X QC/OP European Walnut Composite	OP	□	•	■	•	■	•	■	■	■	■	■	■	■	■	■	■	■	■	■	■	■	■
3F9X QC/OP Walnut Composite	OP	□	•	■	•	■	•	■	■	■	■	■	■	■	■	■	■	■	■	■	■	■	■
3GAX QC/OP Gold Teak Composite	OP	□	•	■	•	■	•	■	■	■	■	■	■	■	■	■	■	■	■	■	■	■	■
3GFX QC/OP Rosewood Composite	OP	□	•	■	•	■	•	■	■	■	■	■	■	■	■	■	■	■	■	■	■	■	■
3GGX QC/OP Zebrano Composite	OP	□	•	■	•	■	•	■	■	■	■	■	■	■	■	■	■	■	■	■	■	■	■
3GHX RC/OP Dark Cerused Oak Rift Composite	OP	□	•	■	•	■	•	■	■	■	■	■	■	■	■	■	■	■	■	■	■	■	■
3HGX QC/OP Oak Composite	OP	□	•	■	•	■	•	■	■	■	■	■	■	■	■	■	■	■	■	■	■	■	■
3HVX QC/OP Walnut Composite	OP	□	•	■	•	■	•	■	■	■	■	■	■	■	■	■	■	■	■	■	■	■	■
3JDX FC/OP Oak Composite	OP	□	•	■	•	■	•	■	■	■	■	■	■	■	■	■	■	■	■	■	■	■	■
3JEX QC/OP Maple Composite	OP	□	•	■	•	■	•	■	■	■	■	■	■	■	■	■	■	■	■	■	■	■	■
3JFX FC/OP Maple Composite	OP	□	•	■	•	■	•	■	■	■	■	■	■	■	■	■	■	■	■	■	■	■	■
3JGX QC/OP Cherry Composite	OP	□	•	■	•	■	•	■	■	■	■	■	■	■	■	■	■	■	■	■	■	■	■
3JHX FC/OP Cherry Composite	OP	□	•	■	•	■	•	■	■	■	■	■	■	■	■	■	■	■	■	■	■	■	■
3JJX FC/OP Walnut Composite	OP	□	•	■	•	■	•	■	■	■	■	■	■	■	■	■	■	■	■	■	■	■	■

Note: Full-fill finishes are available on worksurfaces only (upcharge may apply).

**To ensure an understanding of the color ranges and characteristic variations of natural veneer, a sign-off sheet is required prior to orders being accepted for this clear-coat finish. The sign-off sheet is available through Steelcase advertising stock. Please use form number 09-0000755 for 3032, form number 09-0000757 for 3052, form number 09-0000758 for 3832, and form number 09-0000759 for 3842.

***To ensure understanding of the color ranges and characteristics of composite veneer, a sign-off sheet is required prior to orders being accepted for composite veneer. The composite sign-off sheet is available through Steelcase advertising stock. Form number 14-0000141.

Note: Solid hardwoods cannot be used with wood composites, so no shaped wood worksurface profiles, wood integral pulls, or wood panel trim may be optioned when composite veneer finishes are specified. For more information on composite veneers, please reference the specification guides for the product lines they available on.

Vertical Surface Fabric Matrix

Systems, Casegoods, Architecture, and Seating

► See page 60, *Seating Upholstery Matrix*, for fabrics on seating products.

Legend

- = Not available
 - = Available in both directions
 - = Available with exceptions
 - ▲ = Available in both directions. All fabric finishes are not available. See the Surface Material listing.
 - △ = Available with exceptions. All fabric finishes are not available. See the Surface Material listing.
 - Ⓔ = Established
 - 🌐 = This pattern is part of the global surface materials palette. Geographical differences, by product line, may apply.
- See specification guide for details.

Products that are missing from the matrix are not available with these surface materials.

Tip: For the most up to date availability information, please visit Steelcase.com/materials under the What Works on What section.

	Price Group	Roll Width	Answer	Avenir	Brody 488 Series WorkLounge - Lower Surround and Trim	Brody 488 Series Privacy Lounge - Seat	Brody 488 Series Privacy Lounge - Lower Surround and Trim	Brody 488 Series Privacy Lounge - Screen	Brody 488 Series Privacy Lounge with Extension - Seat	Brody 488 Series Privacy Lounge with Extension - Lower Surround and Trim	Brody 488 Series Privacy Lounge with Extension - Screen	Context	Divisio Side Screens	E9000 Panels	Frame One	Flexframe	Kick Panels	Montage	Privacy Wall	V.I.A.
Abacus Ⓔ	1	66"	■	■	■	•	■	■	•	■	■	□	■	■	■	■	■	■	□	■
Acadia Ⓔ	1	66"	■	■	■	•	■	■	•	■	■	□	■	■	■	■	■	■	□	■
Alloy	1	66"	■	■	■	•	■	■	•	■	■	□	■	■	•	■	■	■	□	■
Amirante Ⓔ	2	66"	■	□	■	•	■	■	•	■	■	□	■	□	•	■	■	■	□	■
Ashanti Reverse Ⓔ	2	66"	■	□	■	•	■	■	•	■	■	□	■	□	•	■	■	■	□	■
Bariolage	2	66"	□	■	■	•	■	■	•	■	■	■	■	■	•	□	■	■	□	■
Boccie	1	66"	■	■	■	•	■	•	•	■	•	□	■	■	•	■	■	■	□	■
Bouquet Ⓔ	2	66"	■	■	■	•	■	■	•	■	■	□	■	■	•	■	■	■	□	■
Buzz2 🌐	1	54"	■	■	■	■	■	■	■	■	■	□	■	■	•	■	■	□	□	■
Charm	1	66"	■	▲	■	•	■	■	•	■	■	△	■	•	•	▲	▲	■	△	▲
Cogent: Geode Seating Ⓔ	2	54"	■	■	■	•	■	■	•	■	■	□	■	•	•	■	■	■	□	■
Cogent: Geode Vertical Ⓔ	2	66"	■	■	■	•	■	■	•	■	■	□	■	•	•	■	■	■	□	■
Embrasure Ⓔ	1	66"	■	■	■	•	■	■	•	■	■	□	■	■	•	■	□	■	□	■
Flip: Orbit	2	66"	□	□	■	•	■	■	•	■	■	□	■	□	•	□	□	□	•	•
Flip: Plain Jane	2	66"	■	■	■	•	■	■	•	■	■	□	■	■	•	■	■	■	□	■
Flip: TexHex	2	66"	□	□	■	•	■	■	•	■	■	□	■	□	•	□	□	□	•	•
Fresco	2	66"	■	■	■	•	■	■	•	■	■	□	■	■	•	■	■	■	□	■
Lapel	1	66"	■	■	■	•	■	■	•	■	■	□	■	•	•	■	■	■	•	•
Lido	A	66"	■	•	•	•	•	•	•	•	•	□	•	•	•	■	■	■	•	•
Milano Ⓔ	2	66"	■	■	■	•	■	■	•	■	■	□	■	■	•	■	■	■	□	■
Optic	1	66"	■	■	■	•	■	■	•	■	■	□	■	■	•	■	■	■	□	■
Pianista	1	66"	□	□	■	•	■	■	•	■	■	•	■	•	•	□	□	□	•	•
Regatta Ⓔ	2	66"	■	■	■	•	■	■	•	■	■	□	•	■	■	■	■	■	•	•
Rhythm	1	66"	■	■	■	•	■	■	•	■	■	□	■	□	•	■	■	■	•	•
Sprite	A	66"	■	□	■	•	■	■	•	■	■	□	■	□	•	■	■	•	•	•
Tinsel	1	66"	■	▲	■	•	■	■	•	■	■	△	■	▲	•	▲	▲	■	•	■

▶ See page 42 for laminate colors for systems, casegoods, and architectural products.

Legend

- = Not available
- = Available
- = Available with exceptions
- Ⓔ = Established
- ▶ See specification guide for details.

Brody 488 Series WorkLounge - Hard Surfaces					
i2i Tablet Arm					
Max-Stacker 472 Series					
Max-Stacker II 473 Series					
Player 475 Series					

High-Pressure Laminates					
Solid Laminates					
2722 Cream Ⓔ	•	•	■	■	■
2730 Arctic White	•	■	■	■	■
2746 Black	•	■	■	■	■
2759 Warm White Ⓔ	•	•	■	■	■
2811 Mist Ⓔ	•	•	■	■	■
2883 Seagull	■	■	■	■	■
2884 Milk	•	•	■	■	■
2885 Dune	•	■	■	■	■
2HMG Merle	•	•	■	■	•
Woodgrain Laminates					
2406 Clear Cherry	•	•	■	■	•
2409 Clear Maple	•	•	■	■	•
2410 Graphite Walnut	■	•	■	■	•
2412 Natural Cherry	•	•	■	■	•
2422 Medium Cherry	•	•	■	■	•
2511 Winter on Maple	■	■	■	■	•
2535 Virginia Walnut	■	•	•	•	•
2536 Blackwood	■	•	•	•	•
2538 Clear Walnut	•	•	■	■	•
2539 Warm Oak Ⓔ	•	•	■	■	•
2714 Natural Walnut	•	•	■	■	•
2772 Medium Mahogany Walnut Ⓔ	•	•	■	■	•
2HAK Clear Oak	•	•	■	■	•
2HAT Acacia	■	•	■	■	•
2HAW Ash Wenge	•	•	■	■	•
2HBW Bisque Wenge	•	•	■	■	•
2HCW Clay Wenge	•	•	■	■	•
2HSW Storm Wenge	•	•	■	■	•

Tip: For the most up to date availability information, please visit Steelcase.com/materials under the What Works on What section.

Products that are missing from the matrix are not available with these surface materials.

Seating Plastics Matrix

▶ See page 46 for plastic colors on systems and casegoods and Architecture products.

Legend

- = Not available
- = Available
- = Available with exceptions
- Ⓢ = Established
- 🌐 = This finish is part of the global surface materials palette. Geographical differences, by product line, may apply.
- ▶ See specification guide for details.

	Amia 482 Series	Brody 488 Series Footrest	Brody 488 Series Privacy Lounge - Screen	Brody 488 Series Privacy Lounge with Extension - Screen	Brody 488 Series WorkLounge Series - Hard Surfaces	Cachet 487 Series	cobi 434 Series	Criterion 453 Series	i2i 416 Series	Gesture 442 Series	Jersey Series	Leap 462 Series	Max-Stacker 472 Series	Max-Stacker II 473 Series	Move 490 Series	Node 480 Series	Player 475 Series	Protégé 433 Series	Qivi 428 Series	Reply 466 Series	Snodgrass 474 Series	Think 465 Series
--	-----------------	---------------------------	--	---	--	-------------------	-----------------	----------------------	----------------	--------------------	---------------	-----------------	------------------------	---------------------------	-----------------	-----------------	-------------------	--------------------	-----------------	------------------	----------------------	------------------

Plastics	Amia 482 Series	Brody 488 Series Footrest	Brody 488 Series Privacy Lounge - Screen	Brody 488 Series Privacy Lounge with Extension - Screen	Brody 488 Series WorkLounge Series - Hard Surfaces	Cachet 487 Series	cobi 434 Series	Criterion 453 Series	i2i 416 Series	Gesture 442 Series	Jersey Series	Leap 462 Series	Max-Stacker 472 Series	Max-Stacker II 473 Series	Move 490 Series	Node 480 Series	Player 475 Series	Protégé 433 Series	Qivi 428 Series	Reply 466 Series	Snodgrass 474 Series	Think 465 Series
6009 Arctic White 🌐	•	•	•	•	•	•	□	•	•	•	•	•	•	•	□	□	•	•	■	•	•	•
6037 Winter on Maple	•	•	•	•	■	•	•	•	•	•	•	•	•	•	•	•	•	•	•	•	•	•
6053 Seagull 🌐	•	■	•	•	■	•	•	•	•	■	•	•	•	•	•	□	•	•	•	■	•	•
6059 Sterling Dark Solid	•	■	•	•	•	•	•	•	•	•	•	•	•	•	□	□	•	•	•	•	•	•
6205 Black 🌐	■	•	•	•	•	■	■	■	•	■	•	■	■	■	■	□	■	■	■	■	■	■
6206 Burgundy	•	•	•	•	•	•	•	•	•	•	•	•	■	■	•	•	•	•	•	•	•	•
6213 Acacia 🌐	•	•	•	•	■	•	•	•	•	•	•	•	•	•	•	•	•	•	•	•	•	•
6231 Graphite Walnut	•	•	•	•	■	•	•	•	•	•	•	•	•	•	•	•	•	•	•	•	•	•
6242 Virginia Walnut	•	•	•	•	■	•	•	•	•	•	•	•	•	•	•	•	•	•	•	•	•	•
6243 Blackwood	•	•	•	•	■	•	•	•	•	•	•	•	•	•	•	•	•	•	•	•	•	•
6249 Platinum Solid 🌐	□	•	•	•	•	•	□	•	■	•	•	□	•	•	■	□	■	□	■	•	•	■
6250 Coffee	•	•	•	•	•	•	•	□	•	•	•	•	■	■	•	•	□	□	•	•	■	•
6256 Graphite	•	•	•	•	•	•	•	□	•	•	•	•	■	■	•	•	•	•	•	•	•	•
6259 Midnight	•	•	•	•	•	■	•	•	•	•	•	□	•	•	□	□	•	•	•	•	•	•
6295 Near Black	•	•	•	•	•	•	□	•	■	•	•	•	•	•	•	□	•	•	•	•	•	•
6301 Aegean	•	•	•	•	•	•	•	•	•	•	•	•	■	■	•	•	•	•	•	•	•	•
6302 Baltic	•	•	•	•	•	•	•	•	•	•	•	•	■	■	•	•	•	•	•	•	•	•
6303 Pomegranate	•	•	•	•	•	•	•	•	•	•	•	•	■	■	•	•	•	•	•	•	•	•
6332 Citron 🌐	•	•	•	•	•	•	•	•	•	•	•	•	•	•	□	□	•	•	•	•	•	•
6333 Picasso 🌐	•	•	•	•	•	•	•	•	•	•	•	•	•	•	□	□	•	•	•	•	•	•
6334 Flash	•	•	•	•	•	•	•	•	•	•	•	•	•	•	□	□	•	•	•	•	•	•
6335 Wasabi 🌐	•	•	•	•	•	•	•	•	•	•	•	•	•	•	□	□	•	•	•	•	•	•
6336 Jazz 🌐	•	•	•	•	•	•	•	•	•	•	•	•	■	■	□	□	•	•	•	•	•	•
6337 Element	•	•	•	•	•	•	•	•	•	•	•	•	•	•	□	□	•	•	•	•	•	•
6338 Chili	•	•	•	•	•	•	•	•	•	•	•	•	•	•	□	□	•	•	•	•	•	•
6527 Merle	■	•	•	•	•	•	•	•	•	■	•	•	•	•	•	•	•	•	•	•	•	•

Move (upholstery version) FCS model is available with 6205 Black plastic only.

Tip: For the most up to date availability information, please visit Steelcase.com/materials under the What Works on What section.

Tip: Signature plastics are pre-tested colors that are orderable using standard finish codes, but may have extended leadtimes.

▶ See page 92 for additional information.

Products that are missing from the matrix are not available with these surface materials.

▶ See page 46 for plastic colors on systems and casegoods and Architecture products

Legend

- = Not available
- = Available
- = Available with exceptions
- Ⓢ = Established
- Ⓢ = This finish is part of the global surface materials palette. Geographical differences, by product line, may apply.
- ▶ See specification guide for details.

	Amia 482 Series	Brody 488 Series Footrest	Brody 488 Series Privacy Lounge - Screen	Brody 488 Series Privacy Lounge with Extension - Screen	Brody 488 Series WorkLounge Series - Hard Surfaces	Cachet 487 Series	cobi 434 Series	Criterion 453 Series	i2i 416 Series	Gesture 442 Series	Jersey Series	Leap 462 Series	Max-Stacker 472 Series	Max-Stacker II 473 Series	Move 490 Series	Node 480 Series	Player 475 Series	Protégé 433 Series	QIVI 428 Series	Reply 466 Series	Snodgrass 474 Series	Think 465 Series	
6559 Satin Ice Acrylic	•	•	■	■	•	•	•	•	•	•	•	•	•	•	•	□	•	•	•	•	•	•	•
6654 Sand	•	•	•	•	•	•	•	•	•	•	•	•	•	•	•	□	•	•	•	•	•	•	•
Select Surfaces - Signature Plastics*																							
6BC1 Crimson	•	•	•	•	•	•	•	•	•	•	•	•	•	•	•	■	■	•	•	•	•	•	•
6BC2 Purple	•	•	•	•	•	•	•	•	•	•	•	•	•	•	•	■	■	•	•	•	•	•	•
6BC3 Green	•	•	•	•	•	•	•	•	•	•	•	•	•	•	•	■	■	•	•	•	•	•	•
6BC4 Burgundy	•	•	•	•	•	•	•	•	•	•	•	•	•	•	•	■	■	•	•	•	•	•	•
6BC5 Blue	•	•	•	•	•	•	•	•	•	•	•	•	•	•	•	■	■	•	•	•	•	•	•
6BC6 Orange	•	•	•	•	•	•	•	•	•	•	•	•	•	•	•	■	■	•	•	•	•	•	•
6BC7 Brown	•	•	•	•	•	•	•	•	•	•	•	•	•	•	•	■	■	•	•	•	•	•	•
6BC8 Gold	•	•	•	•	•	•	•	•	•	•	•	•	•	•	•	■	■	•	•	•	•	•	•
6BC9 Red	•	•	•	•	•	•	•	•	•	•	•	•	•	•	•	■	■	•	•	•	•	•	•

Seating Metal, Accessory Paint, and Coatings Matrix

► See page 49 for metal and accessory paint on systems and casegoods and Architecture products.

Legend

- = Not available
- = Available
- = Available with exceptions
- Ⓜ = Established
- Ⓢ = This finish is part of the global surface materials palette. Geographical differences, by product line, may apply.

► See specification guide for details.

	Brody 488 Series WorkLounge - Hard Surfaces	cobi 434 Series	Criterion 453 Series	Gesture 442 Series	i2i 416 Series	Jersey Series	Leap 462 Series	Leap 464 Series Work Lounge	Max-Stacker 472 Series	Max-Stacker II 473 Series	Mingle	Mobile Pedestal Cap	Move 490 Series	Node 480 Series	Player 475 Series	QIVI 428 Series	Siento	Snodgrass 474 Series	Think 465 Series	
Seating Coatings																				
7000 Black	•	•	•	•	•	•	•	•	■	■	•	•	•	•	•	•	•	•	•	•
7005 Coffee	•	•	•	•	•	•	•	•	■	■	•	•	•	•	•	•	•	•	•	•
7011 Graphite	•	•	•	•	•	•	•	•	■	■	•	•	•	•	•	•	•	•	•	•
Metal and Accessory Paint																				
4140 Arctic White Gloss Ⓢ	•	■	•	•	■	•	•	•	•	•	•	•	•	•	•	•	•	•	•	•
8046 Polished Aluminum	•	•	•	■	■	•	■	■	•	•	•	•	•	•	•	□	□	•	•	■
9201 Polished Chrome	•	•	□	•	•	•	•	•	■	■	•	■	•	•	•	□	•	•	•	•
Miscellaneous Coatings																				
0835 Black Ⓜ	•	•	•	•	•	•	•	•	•	•	•	•	■	■	•	•	■	•	•	•
4750 Champagne Metallic Ⓢ	•	•	•	•	•	•	•	•	•	•	•	•	•	■	•	•	•	•	•	•
4799 Platinum Metallic Ⓢ	■	■	•	■	•	■	•	•	•	•	•	•	■	■	•	■	■	•	•	■
4803 Near Black Metallic	•	■	•	•	■	•	•	•	•	•	•	•	•	•	•	•	•	•	•	•
7026 Nickel	•	•	•	•	•	•	•	•	•	•	■	•	•	•	•	•	•	•	•	•
7207 Black Ⓢ	•	•	•	•	•	•	•	•	•	•	•	•	•	•	•	•	•	•	•	•
7239 Midnight Ⓢ	•	•	•	•	•	•	•	•	•	•	•	•	■	•	•	•	•	•	•	•
7241 Arctic White Ⓢ	•	•	•	•	•	•	•	•	•	•	•	•	•	•	•	■	•	•	•	•
7243 Seagull	■	•	•	•	•	•	•	•	•	•	•	•	•	•	•	•	•	•	•	■
7250 Sterling Dark Solid	■	•	•	■	•	•	•	•	•	•	•	•	•	•	•	•	•	•	•	•
7360 Merle	■	•	•	•	•	•	•	•	•	•	•	•	•	•	•	•	•	•	•	•

Tip: For the most up to date availability information, please visit Steelcase.com/materials under the What Works on What section.

Products that are missing from the matrix are not available with these surface materials.

Seating Wood Matrix

Not every wood color is available on every seating component. This matrix gives an overview of which wood colors can be specified for each seating component.

Legend

- = Not available
- = Available
- = Available with exceptions
- E = Established
- ▶ See specification guide for details.

		Species or type of wood	3062 Graphite Walnut	3402 Clear Cherry (Aged)	3412 Natural Cherry	3422 Medium Cherry	3522 Clear Maple**	3572 Amber on Maple	3592 Blonde on Maple	3602 Desert Oak	3612 Warm Oak	3692 Espresso Oak	3702 Clear Walnut	3712 Natural Walnut	3722 Dark Mahogany on Walnut	3752 Medium Walnut	3762 Dark Walnut	3772 Medium Mahogany on Walnut	3F6X Medium Natural Composite***	3F8X European Walnut Composite***	3F9X Walnut Composite***	3GAX Gold Teak Composite***	3GFX Rosewood Composite***	3GGX Zebrano Composite***	3GHX Dark Cerused Oak Rift Composite	3JDX Oak Composite***	3JFX Maple Composite***	3JHX Cherry Composite***	3JUX Walnut Composite***	
Alcove	Frame	European Beech	■	■	■	■	■	■	■	■	■	■	■	■	■	■	■	■	■	■	■	■	■	■	■	■	■	■	■	■
Collaboration	Frame and inserts	European Beech	■	■	■	■	■	■	■	■	■	■	■	■	■	■	■	■	■	■	■	■	■	■	■	■	■	■	■	■
Deck	Frame	Maple	■	■	■	■	■	■	■	■	■	■	■	■	■	■	■	■	■	■	■	■	■	■	■	■	■	■	■	■
England	Frame	Maple	■	■	■	■	■	■	■	■	■	■	■	■	■	■	■	■	■	■	■	■	■	■	■	■	■	■	■	■
Escapade	Frame	European Beech	■	■	■	■	■	■	■	■	■	■	■	■	■	■	■	■	■	■	■	■	■	■	■	■	■	■	■	■
Mansfield	Frame, back, and arms	Maple	■	■	■	■	■	■	■	■	■	■	■	■	■	■	■	■	■	■	■	■	■	■	■	■	■	■	■	■
Mingle	Legs, back, and arms	Maple	■	■	■	■	■	■	■	■	■	■	■	■	■	■	■	■	■	■	■	■	■	■	■	■	■	■	■	■
Oriana	Frame	European Beech	■	■	■	■	■	■	■	■	■	■	■	■	■	■	■	■	■	■	■	■	■	■	■	■	■	■	■	■
Sawyer	Frame	European Beech	■	■	■	■	■	■	■	■	■	■	■	■	■	■	■	■	■	■	■	■	■	■	■	■	■	■	■	■
Snodgrass	Frame and arms	Maple	■	■	■	■	■	■	■	■	■	■	■	■	■	■	■	■	■	■	■	■	■	■	■	■	■	■	■	■
Terrazzo	Frame and back slats	European Beech	■	■	■	■	■	■	■	■	■	■	■	■	■	■	■	■	■	■	■	■	■	■	■	■	■	■	■	■
Topaz	Frame and arms	European Beech	■	■	■	■	■	■	■	■	■	■	■	■	■	■	■	■	■	■	■	■	■	■	■	■	■	■	■	■

Tip: The wood used in the construction of chairs is either maple or European beech. Wood finishes applied to maple or beech will match the color of stains applied to oak, walnut, or cherry, but will not have the same natural grain.

*Groove tables are wood-veneered product lines.

**Because no stain is used in the clear-coat process, a sign-off will be required prior to orders being accepted for this finish. The sign-off sheet is available through Steelcase advertising stock. Form number 05-0001370.

Tip: For the most up to date availability information, please visit Steelcase.com/materials under the What Works on What section.

Tip: Sawyer will be adding additional wood colors. Please contact your Service Representative for specific dates.

***To ensure understanding of the color ranges and characteristics of composite veneer, a sign-off sheet is required prior to orders being accepted for composite veneer. The composite sign-off sheet is available through Steelcase advertising stock. Form number 14-0000141.

Seating Upholstery Matrix

► See page 54 for fabrics on systems and casegoods products.

Products that are missing from the matrix are not available with these surface materials.

Tip: For the most up to date availability information, please visit Steelcase.com/materials under the What Works on What section.

Legend

- = Not available
- = Available
- = Available with exceptions
- EL = Elmosoft leather
- L = Leather
- E = Established
- ⊕ = Global palette
- See specification guide for details.

	Price Group	Amia 482 Series - 3D Knit	Amia 482 Series	Amia 482 Series - 3D Knit - Sewn	Amia 482 Series - Sewn	Brody 488 Series Worklounge - Seat	Brody 488 Series Worklounge - Lower Surround & Trim	Brody 488 Series Privacy Lounge - Seat	Brody 488 Series Privacy Lounge - Lower Surround & Trim	Brody 488 Series Privacy Lounge - Screen	Brody 488 Series Privacy Lounge with Extension - Seat	Brody 488 Series Privacy Lounge with Extension - Lower Surround & Trim	Brody 488 Series Privacy Lounge with Extension - Screen	Brody 488 Series Footrest	Cachet 487 Series	cobi 434 Series - Connect 3D	cobi 434 Series - Connect 3D - Sewn	Criterion 453 Series - Molded	Criterion 453 Series - Plus	Criterion 453 Series - Sewn	Criterion 453 Series - Sewn Back, Non-Sewn Seat	c:scape Screens	c:scape cushion Tops
Bo Peep	5	■	■	•	•	■	•	■	•	•	■	•	•	■	■	•	■	■	■	•	•	•	■
Brisa	6	■	■	■	■	■	•	■	•	•	■	•	•	■	■	•	■	■	■	•	•	•	■
Buzz2 ⊕	1	■	■	■	■	■	■	■	■	■	■	■	■	■	■	•	■	■	■	•	•	■	■
Chainmail	2	■	■	•	•	■	•	■	•	•	■	•	•	■	■	•	■	■	■	•	•	■	■
Cogent: Connect ⊕	2	■	■	•	•	■	•	■	•	•	■	•	•	■	■	•	■	■	■	•	•	■	■
Cogent: Geode Seating E	2	■	■	•	•	■	•	■	•	•	■	•	•	■	■	•	■	■	■	•	•	■	■
Cogent: Geode Vertical E	2	■	■	•	•	■	•	■	•	•	■	•	•	■	■	•	■	■	■	•	•	■	■
Cogent: Trails	2	■	■	•	•	■	•	■	•	•	■	•	•	■	■	•	■	■	■	•	•	■	■
Crosswalk E	2	■	■	•	•	■	•	■	•	•	■	•	•	■	■	•	■	■	■	•	•	■	■
Elmorustical Leather	NA	•	•	•	•	•	•	•	•	•	•	•	•	•	•	•	•	•	•	•	•	•	•
Elmosoft Leather	EL	•	•	■	■	■	•	■	•	•	■	•	•	■	■	•	■	■	■	•	•	■	■
Gaja — C2C ⊕	3	■	■	■	■	■	•	■	•	•	■	•	•	■	■	•	■	■	■	•	•	■	■
Imperma	3	■	■	•	•	■	•	■	•	•	■	•	•	■	■	•	■	■	■	•	•	■	■
Jacks E	1	■	■	■	■	■	•	■	•	•	■	•	•	■	■	•	■	■	■	•	•	■	■
Jersey Black	NA	•	•	•	•	•	•	•	•	•	•	•	•	•	•	•	•	•	•	•	•	•	•
Steelcase Leather	L	•	•	■	■	■	•	■	•	•	■	•	•	■	■	•	■	■	■	•	•	■	■
Link	1	■	■	■	■	■	•	■	•	•	■	•	•	■	■	•	■	■	■	•	•	■	■
Nitelights	2	■	■	•	•	■	•	■	•	•	■	•	•	■	■	•	■	■	■	•	•	■	■
Playground E	1	■	■	•	•	■	•	■	•	•	■	•	•	■	■	•	■	■	■	•	•	■	■
Redeem	3	■	■	■	■	■	•	■	•	•	■	•	•	■	■	•	■	■	■	•	•	■	■
Remix ⊕	5	■	■	■	■	■	•	■	•	•	■	•	•	■	■	•	■	■	■	•	•	■	■
Retrieve	3	■	■	■	■	■	•	■	•	•	■	•	•	■	■	•	■	■	■	•	•	■	■
Seating Vinyl E	2	•	•	■	■	■	•	■	•	•	■	•	•	■	■	•	■	■	■	•	•	■	■
Stand In	2	•	•	■	■	■	•	■	•	•	■	•	•	■	■	•	■	■	■	•	•	■	■
Steelcut Trio ⊕	7	■	■	■	■	■	•	■	•	•	■	•	•	■	■	•	■	■	■	•	•	■	■
Texel	3	■	■	•	•	■	•	■	•	•	■	•	•	■	■	•	■	■	■	•	•	■	■
Zoe2 E	2	■	■	■	■	■	•	■	•	•	■	•	•	■	■	•	■	■	■	•	•	■	■

Leap 464 Series WorkLounge is standard with Bo Peep. Elmorustical leather is an option.

Amia 482 Series sewn version models with leather or vinyl require an “S” suffix with features an additional stitch detail across the lumbar region on the back cushion.

Vinyl is not available on models with upholstered outer back.

3D Knit Upholstery available only on models with 3D Knit Back.

► Continued on next page

▶ See page 54 for fabrics on systems and casegoods products.

Products that are missing from the matrix are not available with these surface materials.

Tip: For the most up to date availability information, please visit Steelcase.com/materials under the What Works on What section.

Legend

- = Not available
- = Available
- = Available with exceptions
- EL = Elmosoft leather
- L = Leather
- E = Established
- ⊕ = Global palette
- ▶ See specification guide for details.

	Divisio Side Screen	FrameOne	Gesture 442 Series - Non-Sewn	Gesture 442 Series - Sewn	Gesture 442 Series - 3D Knit - Non-Sewn	i2i 416 Series - 3D Knit - Sewn	Jersey Series - Jersey Mesh	Jersey Series - Sewn	Leap 462 Series - 3D Knit	Leap 462 Series	Leap Plus 462 Series - 3D Knit	Leap Plus 462 Series	Leap 462 Series - 3D Knit - Sewn	Leap 462 Series - Sewn	Leap Plus 462 Series - 3D Knit - Sewn	Leap Plus 462 Series - Sewn	Leap 464 WorkLounge and Ottoman Series	Max Stacker II 473 Series	media:scape kiosk - see note 2	media:scape Lounge	Mobile Ped Cushion Tops - 9000, Avenir, and Context	Move 490 Series	Player 475 Series	Protégé 433 Series	Protégé 433 Series - Sewn	Qivi 428 Series - Qivi Net	Qivi 428 Series - Qivi Net - Sewn
Bo Peep	•	•	•	■	■	■	■	•	■	■	■	■	•	■	■	■	■	■	•	■	■	■	■	■	■	■	■
Brisa	•	•	•	■	■	■	■	•	■	■	■	■	•	■	■	■	■	■	•	■	■	■	■	■	■	■	■
Buzz2	■	■	•	■	■	■	■	•	■	■	■	■	•	■	■	■	■	■	•	■	■	■	■	■	■	■	■
Chainmail	■	■	•	■	■	■	■	•	■	■	■	■	•	■	■	■	■	■	•	■	■	■	■	■	■	■	■
Cogent: Connect	■	■	■	•	■	■	■	•	■	■	■	■	•	■	■	■	■	■	•	■	■	■	■	■	■	■	■
Cogent: Geode Seating	■	•	•	■	■	■	■	•	■	■	■	■	•	■	■	■	■	■	•	■	■	■	■	■	■	■	■
Cogent: Geode Vertical	■	•	•	■	■	■	■	•	■	■	■	■	•	■	■	■	■	■	•	■	■	■	■	■	■	■	■
Cogent: Trails	•	•	•	■	■	■	■	•	■	■	■	■	•	■	■	■	■	■	•	■	■	■	■	■	■	■	■
Crosswalk	•	•	•	■	■	■	■	•	■	■	■	■	•	■	■	■	■	■	•	■	■	■	■	■	■	■	■
Elmorustical Leather	•	•	•	•	•	•	•	•	•	•	•	•	•	•	•	•	•	•	•	•	•	•	•	•	•	•	•
Elmosoft Leather	•	•	•	■	■	■	■	•	■	■	■	■	•	■	■	■	■	■	•	■	■	■	■	■	■	■	■
Gaja — C2C	•	•	•	■	■	■	■	•	■	■	■	■	•	■	■	■	■	■	•	■	■	■	■	■	■	■	■
Imperma	•	•	•	■	■	■	■	•	■	■	■	■	•	■	■	■	■	■	•	■	■	■	■	■	■	■	■
Jacks	•	•	•	■	■	■	■	•	■	■	■	■	•	■	■	■	■	■	•	■	■	■	■	■	■	■	■
Jersey Black	•	•	•	•	•	•	•	■	•	•	•	•	•	■	•	•	•	•	•	■	•	•	•	•	•	•	•
Steelcase Leather	•	•	•	■	■	■	■	•	■	■	■	■	•	■	■	■	■	■	•	■	■	■	■	■	■	■	■
Link	•	•	•	■	■	■	■	•	■	■	■	■	•	■	■	■	■	■	•	■	■	■	■	■	■	■	■
Nitelights	•	•	•	■	■	■	■	•	■	■	■	■	•	■	■	■	■	■	•	■	■	■	■	■	■	■	■
Playground	•	•	•	■	■	■	■	•	■	■	■	■	•	■	■	■	■	■	•	■	■	■	■	■	■	■	■
Redeem	•	•	•	■	■	■	■	•	■	■	■	■	•	■	■	■	■	■	•	■	■	■	■	■	■	■	■
Remix	•	•	•	■	■	■	■	•	■	■	■	■	•	■	■	■	■	■	•	■	■	■	■	■	■	■	■
Retrieve	•	•	•	■	■	■	■	•	■	■	■	■	•	■	■	■	■	■	•	■	■	■	■	■	■	■	■
Seating Vinyl	•	•	•	■	■	■	■	•	■	■	■	■	•	■	■	■	■	■	•	■	■	■	■	■	■	■	■
Stand In	•	•	•	■	■	■	■	•	■	■	■	■	•	■	■	■	■	■	•	■	■	■	■	■	■	■	■
Steelcut Trio	•	•	•	■	■	■	■	•	■	■	■	■	•	■	■	■	■	■	•	■	■	■	■	■	■	■	■
Texel	•	•	•	■	■	■	■	•	■	■	■	■	•	■	■	■	■	■	•	■	■	■	■	■	■	■	■
Zoe2	•	•	•	■	■	■	■	•	■	■	■	■	•	■	■	■	■	■	•	■	■	■	■	■	■	■	■

▶ Continued on next page

Seating Upholstery Matrix, continued

Products that are missing from the matrix are not available with these surface materials.

Tip: For the most up to date availability information, please visit Steelcase.com/materials under the What Works on What section.

Legend

- = Not available
- = Available
- = Available with exceptions
- E = Established
- 🌐 = Global palette
- ▶ See specification guide for details.

	Reply 466 Series - Uph Seat-Mesh Back	Reply 466 Series - Uph Seat-Mesh Back-Side Chair	Reply 466 Series - Uph Seat-Uph Back	Reply 466 Series - Uph Seat-Uph Back-Side Chair	Reply 466 Series - Sewn Seat-Mesh Back	Reply 466 Series - Sewn Seat-Mesh Back-Side Chair	Reply 466 Series - Sewn Seat-Sewn Back	Reply 466 Series - Sewn Seat-Sewn Back-Side Chair	Siento 499 Series - Sewn	Snodgrass 474 Series	Think 465 Series - 3D Knit Back, Sewn Seat	Think 465 Series - Uph Back, Sewn Seat	Think 465 Series - Sewn Back, Sewn Seat	Universal Ped Cushion Tops - 2 Seam	Universal Ped Cushion Tops - 4 Seam	Universal Lateral Cushion Tops - RPDC, 2 Seam	Universal Lateral Cushion Tops - RPDC, 4 Seam
Bo Peep	■	■	■	■	•	•	•	•	■	■	■	■	•	■	•	■	•
Brisa	•	•	•	•	■	■	■	■	■	■	■	•	■	•	■	•	■
Buzz2	■	■	■	■	•	•	•	•	■	■	■	■	•	•	■	•	■
Chainmail	■	■	■	■	•	•	•	•	■	■	■	■	•	■	•	■	•
Cogent: Connect	■	■	■	■	•	•	•	•	■	■	■	■	•	•	■	•	■
Cogent: Geode Seating	■	•	■	•	•	•	•	•	■	■	■	■	•	■	•	■	•
Cogent: Geode Vertical	■	•	■	•	•	•	•	•	■	■	■	■	•	■	•	■	•
Cogent: Trails	•	•	•	•	•	•	•	•	■	■	■	■	•	■	•	■	•
Crosswalk	■	■	■	■	•	•	•	•	■	■	■	■	•	■	•	■	•
Elmorustical Leather	•	•	•	•	•	•	•	•	■	■	■	■	•	•	■	•	■
Elmosoft Leather	•	•	•	•	■	■	■	■	■	■	■	■	•	■	•	■	■
Gaja — C2C	■	■	■	■	•	•	•	•	■	■	■	■	•	■	•	■	■
Imperma	•	•	•	•	•	•	•	•	■	■	■	■	•	■	•	■	•
Jacks	■	■	■	■	•	•	•	•	■	■	■	■	•	■	•	■	•
Jersey Black	•	•	•	•	•	•	•	•	•	•	•	•	•	•	•	•	•
Steelcase Leather	•	•	•	•	■	■	■	■	■	■	■	■	•	■	•	■	■
Link	■	■	■	■	•	•	•	•	■	■	■	■	•	■	•	■	•
Nitelights	•	■	•	■	•	•	•	•	■	■	■	■	•	■	•	■	•
Playground	■	■	■	■	•	•	•	•	■	■	■	■	•	■	•	■	•
Redeem	■	■	■	■	•	•	•	•	■	■	■	■	•	■	•	■	•
Remix	■	■	■	■	•	•	•	•	■	■	■	■	•	■	•	■	•
Retrieve	■	■	■	■	•	•	•	•	■	■	■	■	•	■	•	■	•
Seating Vinyl	•	•	•	•	■	■	■	■	•	■	■	•	■	•	■	•	■
Stand In	•	•	•	•	■	■	■	■	•	■	■	■	•	■	•	■	■
Steelcut Trio	■	■	■	■	•	•	•	•	■	■	■	■	•	■	•	■	•
Texel	•	•	•	•	•	•	•	•	■	■	■	■	•	■	•	■	•
Zoe2	■	■	■	■	•	•	•	•	■	■	■	■	•	■	•	■	•

Wood Seating Upholstery Matrix

Not every fabric is available on every chair. This matrix gives an overview of the upholstery fabrics that can be specified on each seating product line.

Legend

- = Not available
- = Available
- = Available with exceptions
- EL = Elmosoft leather
- L = Leather
- E = Established
- 🌐 = Global palette
- ▶ See specification guide for details.

	Price Group	Alcove	Collaboration	Deck	England	Escapade	Mansfield	Mingle	Mobile Ped Cushion Top - EE, Lateral Tops/2 Seam	Mobile Ped Cushion Top - EE, Lateral Tops/4 Seam	Oriana	Sawyer	Siento	Snodgrass	Terrazzo	Topaz
Bo Peep	5	■	■	■	■	■	■	■	•	■	■	■	■	■	■	■
Brisa	6	■	■	■	■	■	■	■	•	■	■	■	■	■	■	■
Buzz2	1	■	■	■	■	■	■	■	•	■	■	■	■	■	■	■
Chainmail	2	■	■	■	■	■	■	■	•	■	■	■	■	■	■	■
Cogent: Connect	2	■	■	■	■	■	■	■	•	■	■	■	■	■	■	■
Cogent: Geode Seating	2	■	■	■	■	■	■	■	•	■	■	•	■	■	■	■
Cogent: Geode Vertical	2	■	■	■	■	■	■	■	•	■	■	•	■	■	■	■
Cogent: Trails	2	■	■	■	■	■	■	■	•	■	■	■	■	■	■	■
Crosswalk	2	■	■	■	■	■	■	■	•	■	■	•	■	■	■	■
Elmosoft Leather	EL	•	•	•	•	•	•	•	■	•	•	■	■	•	•	•
Gaja — C2C	3	■	■	■	■	■	■	■	•	■	■	■	■	■	■	■
Imperma	3	■	■	■	■	■	■	■	•	■	■	■	■	■	■	■
Jacks	1	■	■	■	■	■	■	■	•	■	■	■	■	■	■	■
Steelcase Leather	L	■	■	■	■	■	■	■	•	■	■	■	■	■	■	■
Link	1	■	■	■	■	■	■	■	•	■	■	■	■	■	■	■
Nitelights	2	■	■	■	■	■	■	■	•	■	■	■	■	■	■	■
Playground	1	■	■	■	■	■	■	■	•	■	■	■	■	■	■	■
Redeem	3	■	■	■	■	■	■	■	•	■	■	■	■	■	■	■
Remix	5	■	■	■	■	■	■	■	•	■	■	■	■	■	■	■
Retrieve	3	■	■	■	■	■	■	■	•	■	■	■	■	■	■	■
Seating Vinyl	2	•	•	■	■	•	■	•	■	•	■	•	■	■	■	•
Spyder	2	■	■	■	■	■	■	■	•	■	■	•	■	■	■	■
Stand In	2	•	•	■	■	•	■	•	■	•	■	•	■	■	■	•
Steelcut Trio	7	■	■	■	■	■	■	■	•	■	■	•	■	■	■	■
Texel	3	■	■	■	■	■	■	■	•	■	■	■	■	■	■	■
Zoe2	2	■	■	■	■	■	■	■	•	■	■	■	■	■	■	■

Note: Certain fabrics and leathers appear loose with comfort wrinkles when upholstered.

Tip: For the most up to date availability information, please visit Steelcase.com/materials under the What Works on What section.

Paint Matrix

Turnstone

For a surface materials listing of individual product lines, see *Surface Materials* at the end of each product chapter in the *Turnstone Furniture Specification Guide*.

Legend

- = Not available
- = Available
- = Available with exceptions
- ▶ See specification guide for details.

	Bivi	Tour	Campfire Big Lamp	Campfire Big Table	Campfire LED Personal Task Light	Campfire Paper Table	Campfire Screen	Campfire Skate Table	Campfire Slim Table	Jenny Tablet Arm	Scoop	Shortcut	Simple Tables	Slatwall screens and Mounting Brackets
Price Group 1														
Textured Paint														
7207 Black	•	■	•	•	•	•	•	•	•	■	■	•	•	•
7225 Sand	•	■	•	•	•	•	•	•	•	•	•	•	•	•
7241 Arctic White	■	■	•	•	■	•	•	•	•	•	■	•	■	•
7243 Seagull	•	■	•	•	•	•	•	•	•	•	•	•	•	•
Price Group 2														
Smooth Metallic Paint														
4750 Champagne Metallic	•	■	•	•	•	•	•	•	•	•	•	•	•	•
4798 Sterling Metallic	•	■	•	•	•	•	•	•	•	•	•	•	•	■
4799 Platinum Metallic	■	■	■	■	■	•	•	■	■	•	■	■	■	■
Textured Metallic Paint														
7246 Midnight Metallic	■	■	■	•	•	•	•	■	■	•	•	•	■	•
Accessory Paint														
0835 Black	•	□	•	•	•	•	■	•	•	•	•	•	•	•
4140 Arctic White Gloss	□	•	■	•	•	■	•	■	■	•	•	■	•	•
4710 Low Gloss Black	•	•	•	•	■	•	•	•	•	•	•	•	•	•

Products that are missing from the matrix are not available with these surface materials.

Tip: For the most up to date availability information, please visit Steelcase.com/materials under the What Works on What section.

Laminate Core Palette Matrix

Turnstone

For a surface materials listing of individual product lines, see *Surface Materials* at the end of each product chapter in the *Turnstone Furniture Specification Guide*.

	LPL & HPL Available:						Exceptions:					
	Campfire Paper Table	Campfire Skate Table	Campfire Slim Table	Jenny Tables	Jenny Tablet Arms	Tour Worksurfaces and Shelves	Bivi	Campfire Big Table	Campfire Storage Cabinets	Simple Tables	Tour Vertical Surfaces	Tour Countertops
Low-Pressure Laminate (LPL)												
247L Black Version 2 LPL	•	•	•	■	■	•	•	•	•	•	•	•
25L1 Winter on Maple LPL	•	•	•	■	■	■	•	•	•	•	■	■
25L5 Virginia Walnut LPL	•	■	■	■	■	■	■	■	■	■	■	■
25L6 Blackwood LPL	•	■	■	■	■	■	■	■	■	■	■	■
25L8 Clear Walnut LPL	•	■	■	■	■	■	■	■	■	■	■	■
25L9 Warm Oak LPL [ⓔ]	•	■	■	■	■	■	■	■	■	■	■	■
262L Marbled Maple LPL	•	•	•	■	■	•	•	•	•	•	•	•
264L Chocolate Walnut LPL	•	•	•	■	■	•	•	•	•	•	•	•
267L Marbled Cherry Version 2 LPL	•	•	•	■	■	•	•	•	•	•	•	•
26L1 Natural Cherry Version 2 LPL	•	■	■	■	■	■	•	■	■	•	■	■
2L03 Brushed Silver LPL	•	•	•	■	■	•	•	•	•	•	•	•
2L09 Clear Maple LPL	•	•	•	■	■	•	•	■	•	•	•	•
2L30 Arctic White LPL	•	■	■	■	■	■	■	■	■	•	■	■
2L50 Vanadium Fiber LPL	•	•	•	■	■	•	•	•	•	•	•	•
2L52 Tungsten Fiber LPL	•	•	•	■	■	•	•	•	•	•	•	•
2L83 Seagull LPL	•	•	•	■	■	•	•	•	■	•	•	•
2L85 Dune LPL	•	•	•	■	■	•	•	•	•	•	•	•
2LAK Clear Oak LPL	•	•	•	■	■	■	•	■	■	•	•	•
2LAT Acacia LPL	•	•	•	■	■	■	•	■	■	•	•	•
2LAW Ash Wenge LPL	•	•	•	■	■	•	•	■	■	■	•	•
2LBW Bisque Wenge LPL	•	•	•	■	■	•	•	■	■	■	•	•
2LCW Clay Wenge LPL	•	•	•	■	■	•	•	■	■	■	•	•
2LSW Storm Wenge LPL	•	•	•	■	■	•	•	■	■	■	•	•
High-Pressure Laminate (HPL)												
2406 Clear Cherry HPL	•	■	■	■	■	■	•	•	•	•	•	•
2409 Clear Maple HPL	•	■	■	•	•	•	•	•	•	•	•	•
2410 Graphite Walnut HPL	•	■	■	•	•	•	•	•	•	•	•	•
2412 Natural Cherry Version 2 HPL	•	■	■	■	■	■	•	•	•	•	•	•
2422 Medium Cherry HPL	•	■	■	■	■	■	•	•	•	•	•	•
2503 Brushed Silver HPL	•	•	•	■	■	•	•	•	•	•	•	•
2511 Winter on Maple HPL	•	■	■	■	■	■	•	•	•	•	•	•
2535 Virginia Walnut HPL	■	■	■	■	■	■	•	•	•	•	•	•
2536 Blackwood HPL	■	■	■	■	■	■	•	•	•	•	•	•
2538 Clear Walnut HPL	■	■	■	■	■	■	•	•	•	•	•	•
2539 Warm Oak HPL [ⓔ]	■	■	■	■	■	■	•	•	•	•	•	•
2592 Blonde on Maple HPL	•	■	■	■	■	■	•	•	•	•	•	•
2612 Marbled Maple HPL	•	■	■	■	■	•	•	•	•	•	•	•
2614 Chocolate Walnut HPL	•	■	■	■	■	•	•	•	•	•	•	•

Products that are missing from the matrix are not available with these surface materials.

Color, stability, and lighting

Surface materials are formulated to maintain compatibility under horizon light, daylight, and cool white light. As a precaution, always select colors and materials under the specific type of lighting they will receive in actual office use. Particular care should be used with high intensity discharge light, which can adversely affect color compatibility.

*Tip: For the most up to date availability information, please visit Steelcase.com/materials under the *What Works on What* section.*

Legend

- = Not available
- = Available
- = Available with exceptions
- ⓔ = Established
- ▶ See *Surface Materials* and *Specifying* pages.

For a surface materials listing of individual product lines, see *Surface Materials* at the end of each product chapter in the *Turnstone Furniture Specification Guide*.

	LPL & HPL Available:						Exceptions:					
	Campfire Paper Table	Campfire Skate Table	Campfire Slim Table	Jenny Tables	Jenny Tablet Arms	Tour Worksurfaces and Shelves	Bivi	Campfire Big Table	Campfire Storage Cabinets	Simple Tables	Tour Vertical Surfaces	Tour Countertops
High-Pressure Laminate (HPL) Continued												
2615 Marbled Cherry Version 2 HPL	•	■	■	■	■	•	•	•	•	•	•	•
2714 Natural Walnut HPL	•	■	■	■	■	■	•	•	•	•	•	•
2722 Cream HPL	•	■	■	■	■	■	•	•	•	•	•	•
2730 Arctic White HPL	•	■	■	■	■	■	•	•	•	•	•	•
2746 Black HPL	•	■	■	■	■	•	•	•	•	•	•	•
2759 Warm White HPL	•	■	■	■	■	■	•	•	•	•	•	•
2772 Medium Mahogany on Walnut HPL ^E	•	■	■	■	■	■	•	•	•	•	•	•
2811 Mist HPL ^E	•	■	■	■	■	■	•	•	•	•	•	•
2820 Coffee Speckle HPL	•	■	■	■	■	■	•	•	•	•	•	•
2822 Woodrose Speckle HPL ^E	•	■	■	■	■	■	•	•	•	•	•	•
2823 Driftwood Speckle HPL	•	■	■	■	■	■	•	•	•	•	•	•
2824 Smoke Speckle HPL	•	■	■	■	■	■	•	•	•	•	•	•
2825 Vanadium Speckle HPL	•	■	■	■	■	■	•	•	•	•	•	•
2850 Vanadium Fiber HPL	•	■	■	■	■	•	•	•	•	•	•	•
2851 Rhyme Fiber HPL ^E	•	■	■	■	■	■	•	•	•	•	•	•
2852 Tungsten Fiber HPL	•	■	■	■	■	•	•	•	•	•	•	•
2854 Vellum Fiber HPL	•	■	■	■	■	■	•	•	•	•	•	•
2859 Novell Fiber HPL	•	■	■	■	■	■	•	•	•	•	•	•
2860 Granite Fiber HPL	•	■	■	■	■	■	•	•	•	•	•	•
2861 Coconut Fiber HPL	•	■	■	■	■	■	•	•	•	•	•	•
2862 Stucco Fiber HPL	•	■	■	■	■	■	•	•	•	•	•	•
2870 Blonde Bronze Patina HPL	•	■	■	■	■	■	•	•	•	•	•	•
2871 Blackened Bronze Patina HPL	•	■	■	■	■	■	•	•	•	•	•	•
2873 Instant Iron Patina HPL	•	■	■	■	■	■	•	•	•	•	•	•
2883 Seagull HPL	•	■	■	■	■	•	•	•	•	•	•	•
2884 Milk HPL	•	■	■	■	■	■	•	•	•	•	•	•
2885 Dune HPL	•	■	■	■	■	•	•	•	•	•	•	•
2920 Marl Micro HPL	•	■	■	■	■	■	•	•	•	•	•	•
2921 Gypsum Micro HPL	•	■	■	■	■	■	•	•	•	•	•	•
2922 Clay Micro HPL	•	■	■	■	■	■	•	•	•	•	•	•
2923 Shadow Micro HPL ^E	•	■	■	■	■	■	•	•	•	•	•	•
2HAK Clear Oak HPL	•	■	■	■	■	■	•	•	•	•	•	•
2HAT Acacia HPL	•	■	■	■	■	■	•	•	•	•	•	•
2HAW Ash Wenge HPL	•	■	■	■	■	•	•	•	•	•	•	•
2HBW Bisque Wenge HPL	•	■	■	■	■	•	•	•	•	•	•	•
2HCW Clay Wenge HPL	•	■	■	■	■	•	•	•	•	•	•	•
2HSW Storm Wenge HPL	•	■	■	■	■	•	•	•	•	•	•	•

Products that are missing from the matrix are not available with these surface materials.

Color, stability, and lighting

Surface materials are formulated to maintain compatibility under horizon light, daylight, and cool white light. As a precaution, always select colors and materials under the specific type of lighting they will receive in actual office use. Particular care should be used with high intensity discharge light, which can adversely affect color compatibility.

Tip: For the most up to date availability information, please visit Steelcase.com/materials under the What Works on What section.

Legend

- = Not available
- = Available
- = Available with exceptions
- ^E = Established
- ▶ See *Surface Materials* and *Specifying pages*.

Wood Seating Matrix

Turnstone

For a surface materials listing of individual product lines, see *Surface Materials* at the end of each product chapter in the *Turnstone Furniture Specification Guide*.

	Wood Finish	Established			
		3412 Natural Cherry	3522 Clear Maple	3611 Natural Oak	3762 Dark Walnut
alight lounge ottomans		■	■	•	■
alight occasional tables		■	■	•	■
Campfire personal table		•	•	■	•
Campfire skate table		•	•	■	•
Campfire slim table		•	•	■	•
Jenny		■	■	•	■

Tip: The wood used in construction of chairs is either maple or European beech. Wood finishes will match, but will not have the same natural grain.

Note: Wood color 3522 is a clear coat. Therefore, the natural variations in wood (maple or European beech) will be visible.

Legend

- = Not available
- = Available
- = Available with exceptions
- Ⓜ = Established
- ▶ See specification guide for details.

Products that are missing from the matrix are not available with these surface materials.

Tip: For the most up to date availability information, please visit Steelcase.com/materials under the What Works on What section.

Turnstone

For a surface materials listing of individual product lines, see *Surface Materials* at the end of each product chapter in the *Turnstone Furniture Specification Guide*.

	Bivi Screen Pucks	Buoy	Campfire Footrest	Campfire LED Personal Task Light	Campfire Paper Table	Cobi Select	Scoop	Shortcut	Translucent Screens	Sweeper Martini Table
6009 Arctic White	■	■	■	■	■	•	•	■	•	•
6059 Sterling Dark Solid	•	•	•	•	•	•	•	■	•	•
627T Black	•	•	•	•	•	•	•	•	•	■
6205 Black	•	■	•	•	•	•	•	■	•	•
6249 Platinum Solid	■	•	•	•	•	•	•	•	•	•
628T Natural	•	•	•	•	•	•	•	•	•	■
6295 Near Black	•	•	•	•	•	■	•	•	•	•
631T Dark Grey	•	•	•	•	•	•	•	•	•	■
6333 Picasso	•	■	■	•	•	•	•	■	•	•
6335 Wasabi	•	■	■	•	•	•	•	■	•	•
6337 Element	•	■	•	•	•	•	•	■	•	•
6338 Chili	•	■	■	•	•	•	•	■	•	•
6505 Frosted White	•	•	•	•	•	•	•	•	■	•
6507 Frosted Green	•	•	•	•	•	•	•	•	■	•
6527 Merle	•	■	■	•	•	•	•	•	•	•
6618 White	•	•	•	•	•	•	■	■	•	•
6682 Cobblestone	•	•	•	•	•	•	■	■	•	•
6695 Midnight	■	•	•	•	•	•	•	•	•	•

Legend

- = Not available
- = Available
- = Available with exceptions
- ▶ See specification guide for details.

Products that are missing from the matrix are not available with these surface materials.

Tip: For the most up to date availability information, please visit Steelcase.com/materials under the What Works on What section.

Seating Matrix

Turnstone

For a surface materials listing of individual product lines, see *Surface Materials* at the end of each product chapter in the *Turnstone Furniture Specification Guide*.

	Price Group	alight Lounge Series	Buoy	Campfire Big Lamp	Campfire Big Lounge	cobi Select	Hoodie	Jack Task Chairs	Jenny Lounge	Lincoln Lounge	Reply Select - Mesh Back	Rumble Seat	Scoop - Upholstered Seat	Shortcut	Tour - Lateral File Cushion	Uno Select
Bo Peep	5	■	■	•	■	•	•	■	■	•	•	•	■	■	■	•
Brisa	6	■	•	•	■	•	•	■	■	•	•	•	■	■	■	•
Buzz2	1	■	■	•	■	•	•	■	■	•	■	•	■	■	■	■
Chainmail	2	■	■	•	■	•	•	■	■	•	•	•	■	■	■	■
Cogent: Connect	2	■	■	■	■	■	■	■	■	•	•	■	■	■	■	■
Cogent: Geode Seating	2	■	•	•	•	•	•	■	■	•	•	•	■	■	■	•
Cogent: Geode Vertical	2	■	•	•	•	•	•	■	■	•	•	•	■	■	■	•
Cogent: Trails	2	■	•	•	■	•	•	■	■	•	•	•	■	■	■	•
Crosswalk	2	■	•	•	■	•	•	■	■	•	•	•	■	■	■	•
Elmosoft Leather	EL	•	•	•	•	•	•	•	•	•	•	•	•	■	•	•
Gaja — C2C	3	■	•	•	■	•	•	■	■	•	•	•	■	■	■	•
Imperma	3	■	■	•	■	•	•	■	■	•	•	•	■	•	•	•
Jacks	1	■	•	•	■	•	•	■	■	•	•	•	■	■	■	•
Turnstone Leather	NA	•	•	•	•	•	•	•	•	■	•	•	•	•	•	•
Steelcase Leather	L	•	•	•	•	•	•	•	■	•	•	•	•	■	■	•
Link	1	■	•	•	■	•	•	■	■	•	•	•	■	■	■	•
Nitelights	2	■	•	•	■	•	•	■	■	•	•	•	■	■	■	•
Playground	1	■	•	•	■	•	•	■	■	•	•	•	■	■	■	•
Redeem	3	■	•	•	■	•	•	■	■	•	•	•	■	•	■	•
Remix	5	■	■	•	■	•	•	■	■	•	•	•	■	■	■	•
Retrieve	3	■	■	•	■	•	•	■	■	•	•	•	■	•	■	•
Seating Vinyl	2	■	•	•	■	•	•	•	■	•	•	•	■	■	■	•
Spyder	2	■	•	•	■	•	•	■	■	•	•	•	■	■	■	•
Stand In	2	■	•	•	■	•	•	■	■	•	•	•	■	■	■	•
Steelcut Trio	7	■	■	•	•	•	•	■	■	•	•	•	■	■	■	•
Texel	3	■	■	•	■	•	•	■	■	•	•	•	■	•	•	•
Zoe2	2	■	•	•	■	•	•	■	■	•	•	•	■	■	■	•

Tip: All Steelcase Textiles Price Group 3 upholstery requires an additional leadtime of two or more weeks.

Tip: For the most up to date availability information, please visit Steelcase.com/materials under the What Works on What section.

Legend

- = Not available
- = Available
- = Available with exceptions
- = COM approved
- ⓔ = Established
- L = Leather
- ⓖ = Global palette
- ▶ See specification guide for details.

Seating Matrix

Turnstone 1.0

For a surface materials listing of individual product lines, see *Surface Materials* at the end of each product chapter in the *Seating Specification Guide*.

	Price Group	á la carte - Task	á la carte - Guest	Crew - Task, Plastic Back	Crew - Task, Upholstered Back	Crew - Guest, Upholstered Back	Crew - Guest, Wood Back	Domino	Jacket	Pedestal Seat Cushion	Uno	Uno - High Back
Bo Peep	5	■	■	■	■	■	■	■	■	■	■	■
Brisa	6	■	■	■	•	■	■	■	■	■	■	■
Buzz2	1	■	■	■	■	■	■	■	■	■	■	■
Chainmail	2	■	■	■	■	■	■	■	■	■	■	■
Cogent: Connect	2	■	■	■	■	■	■	■	■	■	■	■
Cogent: Geode Seating	2	•	•	■	■	•	•	■	■	■	■	■
Cogent: Geode Vertical	2	•	•	■	■	•	•	■	■	■	■	■
Cogent: Trails	2	■	■	■	■	■	■	■	■	■	■	■
Crosswalk	2	■	■	■	■	■	■	■	■	■	■	■
Gaja — C2C	3	■	■	■	■	■	■	■	■	■	■	■
Imperma	3	■	■	■	■	■	■	■	■	■	■	■
Jacks	1	■	■	■	■	■	■	■	■	■	■	■
Turnstone Leather	NA	•	•	•	•	•	•	■	•	•	•	•
Steelcase Leather	L	■	■	■	■	■	■	■	■	■	■	■
Link	1	■	■	■	■	■	■	■	■	■	■	■
Nitelights	2	■	■	■	■	■	■	■	■	■	■	■
Playground	1	■	■	■	■	■	■	■	■	■	■	■
Redeem	3	■	■	■	■	■	■	■	■	■	■	■
Remix	5	■	■	■	■	■	■	■	■	■	■	■
Retrieve	3	■	■	■	■	■	■	■	■	■	■	■
Seating Vinyl	2	■	■	■	•	■	■	■	•	•	■	■
Spyder	2	■	■	■	■	■	■	■	•	■	■	■
Stand In	2	■	■	■	■	■	■	■	•	■	■	■
Steelcut Trio	7	■	■	■	■	■	■	■	■	■	■	■
Texel	3	■	■	■	■	■	■	■	■	■	■	■
Zoe2	2	■	■	■	■	■	■	■	■	■	■	■

Tip: All Steelcase Textiles Price Group 3 upholstery requires an additional leadtime of two or more weeks.

Tip: For the most up to date availability information, please visit Steelcase.com/materials under the What Works on What section.

Legend

- = Not available
- = Available
- = Available with exceptions
- (with grid) = COM approved
- Ⓜ = Established
- L = Leather
- Ⓜ (with globe) = Global palette
- ▶ = See specification guide for details.



Test Standards and Technical Information

: Steelcase maintains high standards for
: surface materials through extensive testing
: conducted in our own and independent
: laboratories. Our materials meet or exceed
: all industry standards. We are committed to
: providing materials of the highest quality
: that preserve the safety and well-being of
: our customers.

Test Standards	74
Vertical Surface Fabric Technical Information	82
Seating Upholstery Technical Information	86

Test Standards

All Steelcase surface materials are tested to ensure that they meet or exceed all appropriate industry and Steelcase standards. Through testing, we are able to offer our warranty with confidence, knowing that our products are of the highest quality.

Whenever possible, testing is done in Steelcase facilities. Independent test labs, such as Underwriters Laboratories, are contracted to perform tests which require special testing facilities or independent verification of results.

Taber Abrasion Test	▶ Page 74
Wyzenbeek Abrasion Test	▶ Page 75
UL Flammability Test: ASTM E-84, UL Standard	▶ Page 75
California Technical Bulletin 133	▶ Page 76
California Technical Bulletin 117–2013	▶ Page 76
Weight of Woven Fabric Test	▶ Page 76
Colorfastness to Crocking	▶ Page 77
Colorfastness to Light	▶ Page 77
ACT Textile Performance Guidelines	▶ Page 77

Taber Abrasion Test

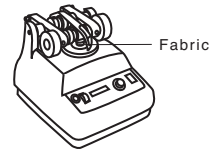
Purpose: To establish that Steelcase standard textiles meet or exceed industry standards for wear.

General Description: The Taber Abrasion test is used in the contract furniture industry, but not as often as the Wyzenbeek test. Steelcase fabrics are tested with both methods to meet all industry standards.

The test measurement is given in cycles, which indicate how many abrasive revolutions can be applied to a fabric before the first yarn or fibers begin to break.

The Taber Abrasion test is used both for seating upholstery and vertical surface fabrics.

- Steelcase seating upholstery fabrics must pass a minimum of 300 cycles. Many Steelcase fabrics have Taber readings that are much higher, indicating a high capacity for wear.
- Steelcase vertical surface fabrics must pass a minimum of 150 cycles. These fabrics are not subject to the same degree of wear as seating upholstery, and a Taber reading of 150 cycles is acceptable.



The Taber abrasion tester is used for both seating upholstery and vertical surface textiles to test fabric wear.

Procedure: The test is performed on a Taber Abrasion machine. A square of the fabric to be tested is mounted on a flat, circular specimen holder, which is then rotated against a pair of abrasive wheels. A vacuum system removes abraded particles, and a counter indicates the number of revolutions completed. After a predetermined number of revolutions (or cycles), the specimen is removed and examined for pilling and wear under a microscope. The number of cycles is increased until the sample shows signs of yarn or fabric wear.

Test Results:

▶ See pages 82–90 for test results for specific fabrics.

Testing Facility: Tests are performed in the Steelcase laboratories.

Wyzenbeek Abrasion Test

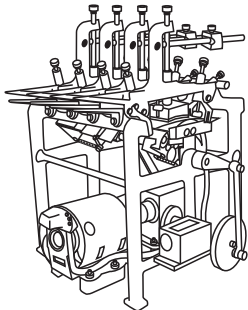
Purpose: To establish that Steelcase standard textiles meet or exceed industry standards for wear.

General Description: The Wyzenbeek test is the most commonly used abrasion test in the contract furniture industry. Steelcase fabrics are tested with both this method and the Taber Abrasion test to meet all industry standards.

The test measurement is given in double rubs, which indicate how many abrasions can be applied to the fabric before it begins to show loose threads or other signs of obvious wear.

The Wyzenbeek Abrasion test is primarily for seating upholstery fabrics, but it can also be used to test vertical surface fabrics.

- Steelcase vertical surface fabrics are tested with the Taber Abrasion test only. Wyzenbeek testing for vertical surface fabrics is available only on request.



Wyzenbeek Abrasion test is the most common abrasion test used in the contract textile industry. Steelcase uses the Wyzenbeek method for seating upholstery to test fabric wear.

Procedure: Four specimens of the fabric to be tested are mounted on a foam substrate. Each sample is rubbed by an abrading surface on an oscillating cylinder. The abrading surface is wire screen mesh or cotton duck. Two specimens are tested in the warp direction, and two are tested in the fill direction.

A counter indicates the number of double rubs (cycles) completed. The specimen is examined for wear at 3,000 double rub intervals. Testing continues until the sample shows signs of wear.

Steelcase performs this test using cotton duck; results for wire screen mesh tests are available on request.

Test Results:

► See pages 82–90 for test results for specific fabrics.

Testing Facility: Tests are performed in either the Steelcase laboratories or independent laboratories.

ASTM E-84, Flammability Test

ASTM E-84/UL 723

Purpose: To establish that Steelcase vertical surface fabrics meet or exceed industry standards for fire safety. Important: This is a complete product assembly test. Therefore, an individual fabric alone is not tested by this test method.

General Description: The Flammability ASTM E-84 test determines the comparative burning behavior of exposed vertical surface textiles on assembled products. The test measurement is given as the maximum distance and time a flame travels across an ignited sample and the extent that smoke is generated.

All Steelcase vertical surface fabrics are tested, and must meet or exceed the UL or Building Code standard. When COM fabrics are specified, Steelcase makes no claims of flammability resistance and assumes no liability, unless the fabrics are tested in UL laboratories. Steelcase will not apply any vertical surface fabrics to products unless they meet UL requirements.

Procedure: Textiles are tested on actual products.

A vertical surface textile sample is placed on the product in a fire test chamber 25 feet long. Two gas burners then deliver flames upward against the surface of the sample. The fabric is allowed to burn for ten minutes and is observed through windows in the chamber's sides.

Test Results:

► See pages 82–90 for test results for specific fabrics.

Testing Facility: Tests are performed in independent laboratories.

California Technical Bulletin 133

Purpose: To establish which Steelcase seating model combinations and standard upholstery meet California Technical Bulletin 133 (TB 133) requirements. Important: This is a complete product assembly test. Therefore, an individual fabric is not TB 133 approved.

General Description: California Technical Bulletin 133 (TB 133) is a full scale fire test for seating products manufactured for use in certain public buildings. The test measures the amount of heat generated and the rate at which it is generated. In addition smoke opacity, carbon monoxide generation, and temperature are measured in the test room, as well as the weight loss of the product being tested. Test criteria have been developed that set limits on each of the measurements that are listed.

When COM fabrics are specified, Steelcase makes no claims of flammability resistance and assumes no liability unless the fabrics and seating model are evaluated in independent laboratories.

▶ See page 119 for more information on fire code seating.

Procedure: TB 133 tests furniture that includes all of its essential features. A finished piece of furniture is placed in a test room and ignited by a gas ignition burner.

Testing Facility: Tests are performed in independent laboratories.

California Technical Bulletin 117-2013

Purpose: To establish that all standard Steelcase seating textiles meet or exceed industry standards for flammability.

General Description: This is a simple test that takes place in a standard flammability cabinet. All Steelcase textiles must pass this test. When COM fabrics are specified, Steelcase makes no claims of flammability resistance and assumes no liability, unless the fabrics are tested in Steelcase laboratories.

▶ See page 119 for more information on fire code seating.

Procedure: The material is evaluated by placing the fabric over standard polyurethane foam. A lighted cigarette is placed in the crevice formed by the vertical back and horizontal seat cushion. Smoldering resistance is measured by certain criteria to determine compliance.

Testing Facility: Tests are performed in the Steelcase laboratories and independent laboratories.

Weight of Woven Fabric Test

Purpose: To determine the weight of fabrics per linear yard.

General Description: Steelcase weighs woven fabrics to ensure that they meet or exceed industry standards and to ensure product consistency. Fabric weights may vary slightly from lot to lot due to production and processing variations.

Procedure: Fabric is cut to a one square foot size, folded, weighed to the nearest 0.1 ounce, and the weight is recorded. Weighing occurs under standard controlled conditions for temperature and humidity.

Test Results:

▶ See pages 82–90 for test results for specific fabrics.

Testing Facility: Tests are performed in the Steelcase laboratories.

Colorfastness to Crocking

Purpose: To establish that the dyes from textiles will not be transferred to other surfaces, such as clothing and other surfaces in the environment, by rubbing or repeated contact.

General Description: This test is applicable to all colored textiles, whether dyed, printed, or otherwise colored. Steelcase tests fabrics for two types of crocking: dry (color transfer from a dry specimen) and wet (color transfer from a specimen that has been saturated with distilled water).

All Steelcase standard textiles meet or exceed industry standards for wet and dry crocking.

Procedure: The colorfastness to crocking tests require two samples of the fabric to be tested (one sample each for the dry and wet tests). Both tests use a standard crockmeter, which holds the sample in place and then rubs it against a white test cloth, for 10 rubs, under controlled conditions.

In the dry crocking test, the sample white cloth is removed at the completion of the test, and any color that has transferred to it is assessed by comparison with the AATCC (American Association of Textile Chemists and Colorists) Chromatic Transference Scale or Grey Scale for Staining.

The same procedure is followed for the wet crocking test, only a specific portion of the test sample is saturated with distilled water before the rubs begin. At the completion of the test the white cloth is removed and allowed to dry before comparison with the AATCC Chromatic Transference Scale or Grey Scale for Staining.

Test Results: Test results are available on request.

Testing Facility: Tests are performed in the Steelcase laboratories.

Colorfastness to Light

Purpose: To establish that Steelcase standard textiles will retain their color after continuous exposure to light.

General Description: The colorfastness to light test is applicable to all Steelcase standard textiles and for colorants, finishes, and treatments applied to textile materials.

Colorfastness for all Steelcase textiles is Class 4 or better, which meets or exceeds industry standards.

Procedure: The colorfastness to light test requires one sample of the fabric to be tested. The specimen is mounted on a holder and a portion of it is covered, to provide comparison to the exposed area. The specimen is then continuously exposed to the light of a carbon arc lamp with a specified output of ultraviolet light at a controlled distance for 40 hours. At the completion of the test the specimen is uncovered, removed, and examined for visible fade.

Test Results:

► See pages 82–90 for test results for specific fabrics.

Testing Facility: Tests are performed in the Steelcase laboratories.

ACT Textile Performance Guidelines

The Association for Contract Textiles addresses issues related to contract fabrics. ACT member companies focus their business on the contract interiors market. This market is important to Steelcase and we are an associate member of the Association for Contract Textiles.

Steelcase supports the Association for Contract Textiles performance guidelines. The surface materials sampling program shows the ACT symbols because our materials meet or exceed the ACT performance guidelines. Steelcase materials are tested to meet Steelcase test standards and the ACT performance guidelines.



The six symbols give end-users performance information in a visual way. The symbols, product application, the minimum test criteria that the materials pass, and a description of the tests are all listed on pages 78–80. This information comes from the *ACT Textile Performance Guidelines Booklet*.

Flame Resistance



Upholstery – Woven Fabrics

Passes:

California Technical Bulletin 117–2013
Section 1*

Upholstery – Coated Fabrics

Passes:

California Technical Bulletin 117–2013
Section 1*

Panels

Passes:

ASTM E 84 (unadhered method) – Class A
or Class 1

Flame resistance refers to a fabric's ability to resist burning.

The flammability test is dictated by the end-use for the fabric.

The two testing methods most commonly used to measure flame resistance are the Tunnel Test (ASTM E-84) and the Cover Fabric Test (used by California Technical Bulletin 117–2013).

In the Tunnel Test, the fabric to be evaluated is clamped (unadhered method) or glued (adhered method) to a substrate. The substrate is placed on the ceiling of the test chamber and ignited by a flame from below. The fabric sample is then evaluated for the density of the smoke formed, the amount of the fuel contributed and the extent of the flame spread. Based on these factors, a rating is established.

To establish that Steelcase vertical surface fabrics meet or exceed industry standards for fire safety, complete product assemblies are tested. Although the ACT testing guidelines are based on testing fabric alone, Steelcase does not test individual fabric alone by this method.

In the Cover Fabric Test, the fabric to be evaluated is placed over standard polyurethane foam and a lighted cigarette is placed in the crevice formed by the vertical back and horizontal seat cushions. Smoldering resistance is measured by the following criteria:

- 1 Smoldering cannot exceed 45 minutes of test duration
- 2 Vertical char length cannot exceed 1.8 inches (45 mm)
- 3 Mock-up specimen cannot transition into open flame

Testing is completed in triplicate and all three mock-up specimens must meet all three criteria in order for the cover fabric to pass the Section 1 test.

*Per the California Bureau of Electronic and Appliance Repair, Home Furnishings and Thermal Insulation, and the Association of Contract Textiles, existing fabrics (prior to January 1, 2015) that were tested under a similar test method (ASTM, UFAC, or NFPA 260) and passed can be used in upholstered furniture and are not subject to additional testing.

Colorfastness to Wet and Dry Crocking



Upholstery – Woven Fabrics

Passes:

AATCC 8 Dry Crocking, Class 4 minimum
Wet Crocking, Class 3 minimum

Upholstery – Coated Fabrics

Passes:

AATCC 8 Dry Crocking, Class 4 minimum
Wet Crocking, Class 4 minimum

Panels

Passes:

AATCC 8, Class 3 minimum

Colorfastness is a fabric's ability to retain color in various conditions.

Croaking refers to the rubbing off of color from a fabric when subjected to abrasion.

To measure for colorfastness to crocking, the fabric to be tested is rubbed with squares of white cotton fabric (both wet and dry) under controlled pressure for a specified number of times. The amount of color transferred to the white test squares is matched to a control chart and a rating is established.

Class 5 = no color transfer
Class 1 = high degree of color transfer

Colorfastness to Light



Upholstery – Woven Fabrics

Passes:

AATCC 16 Option 1 or 3 Class 4 minimum at 40 hours

Upholstery – Coated Fabrics

Passes:

AATCC 16 Option 1 or 3 or ASTM D4329 Class 4 minimum at 200 hours

Panels

Passes:

AATCC 16A or AATCC 16E Class 4 minimum at 40 hours

Colorfastness to light refers to a fabric's ability to resist fading when exposed to light.

To measure for colorfastness to light, the fabric to be tested is exposed under specific conditions to a controlled light source which simulates the sun's rays. At timed intervals, the test swatch is compared to a gray scale and the degree of fading is rated.

Class 5 = no fading
Class 1 = high degree of fading

Physical Properties



Upholstery – Woven Fabrics

Passes:

Brush pill ASTM D3511, Class 3 minimum

Passes:

Breaking strength ASTM D5034 (Grab Test) 50 pounds minimum in warp and filling

Passes:

Seam strength ASTM D4034 25 pounds minimum in warp and filling

Upholstery – Coated Fabrics

Passes:

Adhesion of Coating ASTM 2751 Sections 45-48, 3 1bf/in minimum

Passes:

Tear Strength – Tongue Tear ASTM D2261 – Knits & Woven Substrates, 4x4 lbs
Or
Trap Tear ASTM D5733 - Nonwoven substrates and Nonwoven composites, 15x15 lbs

Passes:

Hydrolysis Resistance – Applicable to Polyurethanes only. ISO1419 (Tropical Test Method C), 5 weeks. Visual Evaluation for no cracking, peeling, or delamination.

Panels

Passes:

Breaking strength D5034 Grab Test 35 pounds minimum in warp and filling

Passes:

Seam strength ASTM D3597-D434 25 pounds minimum in warp and filling

Pilling is the formation of fuzzy balls on the surface of a fabric. Pilling occurs when loose fibers in the fabric are worked to the surface after the fabric is subjected to abrasion.

The Brush Pill Test uses nylon bristles to rub the surface of the fabric to be tested for a specific amount of time. The number of balls or pills that form on the surface of the fabric are counted and the fabric is evaluated in a 1 to 5 rating system.

Class 5 = no pilling
Class 1 = severe pilling

Breaking strength measures a fabric's ability to resist tearing or breaking when subjected to tension.

To evaluate breaking strength, the fabric to be tested is gripped by clamps at one end while weight is applied to pull it from the other end. This test is performed in both the warp and the filling directions. The number of pounds required to cause the fabric to break or tear determines the rating.

Seam strength refers to the condition when fabrics pull apart at a sewn seam.

To measure a fabric's ability to resist seam slippage, a seam is sewn in the fabric to be tested. These sewn fabrics are then clamped at one end and pulled by weights at the other end. The test is performed in both the warp and filling directions. The weight is increased until the seam separates a specified distance. The number of pounds required to cause this separation determines the fabric's rating.

Adhesion of coating is the measurement of the force required to separate the coatings from the substrate.

Tear strength is the measurement of stress exerted to rip the fabric under tension.

Hydrolysis resistance is the evaluation of a polyurethane fabric's ability to withstand exposure to extended periods of heat and humidity.

Abrasion



Please Note:
Multiple factors affect fabric durability and appearance retention, including end-user application and proper maintenance. Wyzenbeek results above 100,000 double rubs have not been shown to be a reliable indicator of increased fabric lifespan.

**General Contract Upholstery
- Woven Upholstery d**

Passes:

ASTM 3597 modified (#10 cotton duck)

Passes:

15,000 double rubs Wyzenbeek method

**Heavy Duty Upholstery
- Woven Upholstery A**

Passes:

ASTM 3597 modified (#10 cotton duck)

Passes:

30,000 double rubs Wyzenbeek method

**Heavy Duty Upholstery
- Coated Upholstery A**

Passes:

ASTM D4157 (ACT approved Cotton Duct #10 or wire screen)

Passes:

50,000 double rubs Wyzenbeek method

Abrasion resistance is the ability of a fabric to withstand surface wear from rubbing.

Wyzenbeek test method (modified)

The fabric to be tested is pulled taut and rubbed in both the warp and filling directions using a piece of cotton duck fabric as the abradant. The number of cycles, or double rubs endured before the fabric shows "noticeable wear" is counted. This number determines the fabric's abrasion rating.




15,000 double rubs = general contract upholstery

30,000 double rubs = heavy duty upholstery

Vertical Surface Fabric Technical Information

Steelcase Surfaces


Steelcase Textiles

Abacus	▶ Page 83
Acadia	▶ Page 83
Alloy	▶ Page 83
Amiranté	▶ Page 83
Ashanti Reverse	▶ Page 83
Bariolage	▶ Page 83
Boccie	▶ Page 83
Bouquet	▶ Page 83
Buzz2 	▶ Page 83
Charm	▶ Page 83
Cogent: Geode Vertical 	▶ Page 84
Embrasure	▶ Page 84
Flip: Orbit	▶ Page 84
Flip: Plain Jane	▶ Page 84
Flip: TexHex	▶ Page 84
Fresco	▶ Page 84
Lapel	▶ Page 84
Lido	▶ Page 84
Milano 	▶ Page 84
Optic	▶ Page 84
Pianista	▶ Page 85
Regatta	▶ Page 85
Rhythm	▶ Page 85
Sprite	▶ Page 85
Tinsel	▶ Page 85

Application

Systems, casegoods, and Architecture.
▶ See page 54, *Vertical Surface Fabric Matrix*, for product line availability.

 = Established

 = This pattern is part of the global surface materials palette. Geographical differences, by product line, may apply.

	Abacus	Acadia	Alloy	Amiranté	Ashanti Reverse
Price Group	1	1	1	2	2
Content	100% polyester	100% polyester	100% polyester (antimony free yarn**)	100% polyester	100% polyester
Backing	Acrylic	Acrylic	None	Acrylic	Acrylic
Construction	Jacquard weave	Jacquard weave	Jacquard weave	Jacquard weave	Jacquard weave
Width	66"	66"	66"	66"	66"
Repeat Size	24½" vertical x 14½" horizontal	12" vertical x 13½" horizontal	None	29½" vertical x 28½" horizontal	9¾" vertical x 13½" horizontal
Type of Dyeing	Yarn	Piece	Jet	Package	Yarn
Abrasion Taber	300 cycles	300 cycles	400 cycles	200 cycles	300 cycles
Colorfastness	Class 4 or better	Class 4 or better	Class 4 or better	Class 4 or better	Class 4 or better
Cleaning Code	WS	WS	WS	WS	WS
Fabric Weight	Approximately 11 ounces per linear yard	Approximately 9.9 ounces per linear yard	Approximately 10 ounces per linear yard	Approximately 8 ounces per linear yard	Approximately 8 ounces per linear yard
Origin	Canada	USA	USA	Canada	USA
ACT Symbols					
Warranty	12 years	12 years	12 years	12 years	12 years
	Bariolage	Boccie	Bouquet	Buzz2	Charm
Price Group	2	1	2	1	1
Content	100% pre-consumer recycled polyester	100% pre-consumer recycled polyester	60% pre-consumer recycled polyester, 40% post-consumer recycled polyester	100% polyester (antimony free yarn**)	100% pre-consumer recycled polyester
Backing	None	None	None	None	None
Construction	Dobby weave	Dobby weave	Jacquard weave	Dobby weave	Jacquard weave
Width	66"	66"	66"	54"	66"
Repeat Size	23/20" vertical x 3 1/3" horizontal	29/100" vertical x 29/100" horizontal	28 4/5" vertical x 9" horizontal	None	15 7/100" vertical x 13 53/100" horizontal
Type of Dyeing	Package	Package	Yarn	Piece	Warp: natural Fill: package
Abrasion Taber	400 cycles	600 cycles	150 cycles	900 cycles	400 cycles
Colorfastness	Class 4 or better	Class 4 or better	Class 4 or better	Class 4 or better	Class 4 or better
Cleaning Code	WS	WS	S	WS	WS
Fabric Weight	Approximately 12 ounces per linear yard	Approximately 10.2 ounces per linear yard	Approximately 11.2 ounces per linear yard	Approximately 14 ounces per linear yard	Approximately 9 ounces per linear yard
Origin	Canada	Canada	USA	USA	Canada
ACT Symbols					
Warranty	12 years	12 years	12 years	12 years	12 years

*Heavy metals bio-accumulate and can be toxic to humans and to the environment. This material is certified by MBDC as having less than 100 parts per million of any heavy metal of concern.

**Yarn used in making this material contains less than 100 parts per million of antimony.






= This pattern is part of the global surface materials palette. Geographical differences, by product line, may apply. Global colors are noted by this globe symbol.

Vertical Surface Fabric Technical Information, continued

	Cogent: Geode Vertical G	Embrasure	Flip: Orbit	Flip: Plain Jane	Flip: TexHex
Price Group	2	1	2	2	2
Content	Antimony free polyester*	100% polyester	82% pre-consumer recycled polyester, 18% post-consumer recycled polyester	58% pre-consumer recycled polyester, 42% post-consumer recycled polyester	83% pre-consumer recycled polyester, 17% post-consumer recycled polyester
Backing	None	Acrylic	None	None	None
Construction	Jacquard weave	Plain weave	Jacquard weave	Jacquard weave	Jacquard weave
Width	66"	66"	66"	66"	66"
Repeat Size	28 ⁴ / ₅ " vertical x 14 ² / ₅ " horizontal	3 ¹ / ₁₀₀ " vertical x 13 ¹ / ₁₀₀ " horizontal	9" vertical x 8 ¹ / ₄ " horizontal	57 ¹ / ₁₀₀ " vertical x 0" horizontal	29.438" vertical x 16 ¹ / ₂ " horizontal
Type of Dyeing	Yarn	Warp: undyed Fill: stock	Dispersed	Dispersed	Dispersed
Abrasion Taber	200 cycles	200 cycles	100 cycles	196 cycles	100 cycles
Colorfastness	Class 4 or better	Class 4 or better	Class 4 or better	Class 4 or better	Class 4 or better
Cleaning Code	WS	WS	S	S	S
Fabric Weight	Approximately 10.5 ounces per linear yard	Approximately 9.9 ounces per linear yard	Approximately 15.3 ounces per linear yard	Approximately 15 ounces per linear yard	Approximately 15.2 ounces per linear yard
Origin	Canada	Canada	USA	USA	USA
ACT Symbols					
Warranty	5 years	12 years	12 years	12 years	12 years
	Fresco	Lapel	Lido	Milano G	Optic
Price Group	2	1	A	2	1
Content	80% pre-consumer recycled polyester, 20% post-consumer recycled polyester	100% pre-consumer recycled polyester	52% pre-consumer recycled polyester, 48% post-consumer recycled polyester	65% pre-consumer recycled polyester, 35% post-consumer recycled polyester	70% pre-consumer recycled polyester, 30% post-consumer recycled polyester
Backing	None	None	None	None	None
Construction	Jacquard weave	Jacquard weave	Dobby weave	Jacquard weave	Jacquard weave
Width	66"	66"	66"	66"	66"
Repeat Size	17 ²² / ₂₅ " vertical	None	None	13 ¹ / ₂ " vertical	22 ⁷ / ₁₀ " vertical x 16 ¹ / ₂ " horizontal
Type of Dyeing	Yarn	Jet	Yarn	Yarn	Yarn
Abrasion Taber	200 cycles	600 cycles	150 cycles	200 cycles	200 cycles
Colorfastness	Class 4 or better	Class 4 or better	Class 4	Class 4 or better	Class 4 or better
Cleaning Code	S	WS	WS	S	W
Fabric Weight	Approximately 11.1 ounces per linear yard	Approximately 9.4 ounces per linear yard	11.5 ounces per linear yard	Approximately 10.7 ounces per linear yard	Approximately 9.5 ounces per linear yard
Origin	USA	USA	USA	USA	USA
ACT Symbols					
Warranty	12 years	12 years	5 years	12 years	12 years

*Heavy metals bio-accumulate and can be toxic to humans and to the environment. This material is certified by MBDC as having less than 100 parts per million of any heavy metal of concern.

**Yarn used in making this material contains less than 100 parts per million of antimony.

	Pianista	Regatta	Rhythm	Sprite	Tinsel
Price Group	1	2	1	A	1
Content	100% pre-consumer recycled polyester	100% polyester	74% pre-consumer recycled polyester, 26% post-consumer recycled polyester	95% pre-consumer recycled polyester, 5% post-consumer recycled polyester	100% pre-consumer recycled polyester
Backing	None	None	Polyester	None	None
Construction	Jacquard weave	Dobby weave	Jacquard weave	Dobby weave	Jacquard weave
Width	66"	66"	66"	66"	66"
Repeat Size	9.71" vertical x 14.028" horizontal	3/50" vertical x 3/50" horizontal	31.85" vertical x 16 1/2" horizontal	.83" vertical x .26" horizontal	1/4" vertical x 3/20" horizontal
Type of Dyeing	Yarn	Stock	Dispersed	Package	Warp: natural Fill: natural and package
Abrasion Taber	300 cycles	500 cycles	200 cycles	150 cycles	400 cycles
Colorfastness	Class 4 or better	Class 4 or better	Class 4 or better	Class 4 or better	Class 4 or better
Cleaning Code	WS	WS	W	WS	WS
Fabric Weight	Approximately 7.5 ounces per linear yard	Approximately 17 ounces per linear yard	Approximately 12.1 ounces per linear yard	Approximately 10.8 ounces per linear yard	Approximately 7.8 ounces per linear yard
Origin	Canada	Canada	USA	USA	Canada
ACT Symbols					
Warranty	12 years	12 years	12 years	5 years	12 years












*Heavy metals bio-accumulate and can be toxic to humans and to the environment. This material is certified by MBDC as having less than 100 parts per million of any heavy metal of concern.

**Yarn used in making this material contains less than 100 parts per million of antimony.


Seating Upholstery Technical Information

Steelcase Surfaces




Woven/Knit Materials

Bo Peep	▶ Page 87
Buzz2 	▶ Page 87
Chainmail	▶ Page 87
Cogent: Connect 	▶ Page 87
Cogent: Geode Seating 	▶ Page 87
Cogent: Trails	▶ Page 87
Crosswalk 	▶ Page 87
Gaja – C2C 	▶ Page 87
Imperma	▶ Page 87
Jacks 	▶ Page 87
Link	▶ Page 88
Nitelights	▶ Page 88
Playground 	▶ Page 88
Redeem	▶ Page 88
Remix 	▶ Page 88
Retrieve	▶ Page 88
Spyder 	▶ Page 88
Steelcut Trio 	▶ Page 88
Texel	▶ Page 88
Zoe2 	▶ Page 88

Leather/Coated Materials

Brisa	▶ Page 89
Elmosoft Leather	▶ Page 89
Seating Vinyl 	▶ Page 89
Stand In	▶ Page 89
Steelcase Leather	▶ Page 89

Other Upholstery


3D Knit 	▶ Page 90
Connect 3D 	▶ Page 90
Jersey Mesh	▶ Page 90
QiVi Net 	▶ Page 90
Reply Air Mesh	▶ Page 90

















Application

Seating

▶ See page 60, *Seating Upholstery Matrix*, for product line availability.

 = Established

 = This pattern is part of the global surface materials palette. Geographical differences, by product line, may apply.


	Bo Peep	Buzz2 	Chainmail	Cogent: Connect 	Cogent: Geode Seating 
Price Group	5	1	2	2	2
Content	100% Wool	100% polyester (antimony free yarn*)	100% post consumer recycled polyester*	Antimony free polyester*	Antimony free
Backing	None	None	None	None	None
Construction	Dobby weave	Dobby weave	Dobby weave	Circular Knit	Jacquard weave
Width	54"	54"	54"	62"	54"
Repeat Size	None	None	1/8" vertical x 1/4" horizontal	None	24 4/5" vertical x 15" horizontal
Type of Dyeing	Piece	Piece	Piece	Jet	Yarn
Wyzenbeek	90,000 cycles Martindale Method	100,000 double rubs	100,000 double rubs	100,000 double rubs	66,000 double rubs
Colorfastness	Class 4 or better	Class 4 or better	Class 5	Class 4 or better	Class 4 or better
Cleaning Code	S	WS	WS	WS	WS
Fabric Weight	Approximately 27 ounces per linear yard	Approximately 14 ounces per linear yard	Approximately 18 ounces per linear yard	Approximately 16.4 ounces per linear yard	Approximately 10.6 ounces per linear yard
Soil Retardant	Available with upcharge	Available with upcharge	Available with upcharge	Available with upcharge	Available with upcharge
Origin	Brazil	USA	Canada	USA	Canada
Flame Retardant Chemicals***	No	No	No	No	No
ACT Symbols					
Warranty	5 years	12 years	12 years	12 years	5 years
	Cogent: Trails	Crosswalk 	Gaja - C2C 	Imperma	Jacks 
Price Group	2	2	3	3	1
Content	Antimony free polyester*	60% pre-consumer recycled polyester, 21% polyester, 19% post-consumer recycled polyester	100% Wool	50% pre-consumer recycled nylon, 50% nylon	100% polyester
Backing	None	None	None	Nylon	Polybinder
Construction	Jacquard weave	Jacquard weave	Dobby weave	Jacquard weave	Jacquard
Width	54"	54"	55"	54"	54"
Repeat Size	18 1/50" vertical x 3 3/4" horizontal	3/4" vertical x 1/2" horizontal	None	3/8" vertical	1/8" vertical x 1/8" horizontal
Type of Dyeing	Dispersed	Yarn	Piece	Solution	Jet
Wyzenbeek	84,000 double rubs	80,000 double rubs	40,000 double rubs	200,000	50,000 double rubs
Colorfastness	Class 4 or better	Class 4 or better	Class 4	Class 4 or better	Class 4 or better
Cleaning Code	W	W	S	WS	WS
Fabric Weight	Approximately 12 ounces per linear yard	Approximately 10.1 ounces per linear yard	Approximately 16.10 ounces per linear yard	Approximately 11.0 ounces per linear yard	Approximately 8.8 ounces per linear yard
Soil Retardant	Available with upcharge	Available with upcharge	Available with upcharge	Available with upcharge	Pretreated
Origin	USA	USA	Lithuania	USA	USA
Flame Retardant Chemicals***	No	No	No	No	No
ACT Symbols					
Warranty	12 years	5 years	5 years	12 years	5 years

*Heavy metals bio-accumulate and can be toxic to humans and to the environment. This material is certified by MBDC as having less than 100 parts per million of any heavy metal of concern.

**Yarn used in making this material contains less than 100 parts per million of antimony.

***Flame retardant chemicals are chemical or chemical compounds for which a functional use is to resist or inhibit the spread of fire that is present in any covered product.

 = Established

 = This pattern is part of the global surface materials palette. Geographical differences, by product line, may apply. Global colors are noted by this globe symbol.

Seating Upholstery Technical Information, Steelcase Surfaces, continued

	Link	Nitelights	Playground [ⓐ]	Redeem	Remix [ⓐ]
Price Group	1	2	1	3	5
Content	100% polyester	52% pre-consumer recycled polyester, 48% post-consumer recycled polyester	100% pre-consumer recycled polyester	87.5% post consumer recycled polyester, 12.1% pre-consumer recycled polyester, 0.4% polyester	90% Wool, 10% Nylon
Backing	Polyester	Acrylic	None	None	None
Construction	Dobby weave	Jacquard weave	Jacquard weave	Jacquard weave	Dobby weave
Width	54"	54"	54"	56"	54"
Repeat Size	3/16" vertical x 1/4" horizontal	3/4" vertical	5" vertical x 4 1/2" horizontal	0.059" vertical 0.082" horizontal	None
Type of Dyeing	Piece	Dispersed	Jet	Piece	Piece
Wyzenbeek	55,000 double rubs	55,000 double rubs	85,000 double rubs	90,000 double rubs	75,000 double rubs
Colorfastness	Class 4 or better	Class 4 or better	Class 4 or better	Class 4 or better	Class 4
Cleaning Code	WS	S	WS	WS	S
Fabric Weight	Approximately 8.9 ounces per linear yard	Approximately 11 ounces per linear yard	Approximately 10 ounces per linear yard	Approximately 10 ounces per linear yard	Approximately 14.84 ounces per linear yard
Soil Retardant	Pretreated	Available with upcharge	Available with upcharge	Available with upcharge	Available with upcharge
Origin	USA	USA	Canada	Canada	Great Britain
Flame Retardant Chemicals***	No	No	No	No	No
ACT Symbols					
Warranty	5 years	5 years	12 years	5 years	5 years
	Retrieve	Spyder [ⓐ]	Steelcut Trio [ⓐ]	Texel	Zoe2 [ⓐ]
Price Group	3	2	7	3	2
Content	73.4% post consumer recycled polyester, 26% pre-consumer recycled polyester, 0.6% polyester	100% polyester	90% Wool, 10% Nylon	50% pre-consumer recycled nylon, 50% nylon	37% post-consumer recycled polyester, 36% pre-consumer recycled polyester, 27% polyester
Backing	None	Polyester	None	Nylon	None
Construction	Jacquard weave	Jacquard weave	Dobby weave	Jacquard weave	Jacquard weave
Width	57"	54"	55"	54"	54"
Repeat Size	1" vertical x 1.44" horizontal	5" vertical x 7.125" horizontal	None	4 5/8" vertical x 7" horizontal	23 1/25" vertical x 15" horizontal
Type of Dyeing	Piece	Piece	Yarn	Solution	Yarn
Wyzenbeek	90,000 double rubs	65,000 double rubs	75,000 double rubs	200,000 double rubs	66,000 double rubs
Colorfastness	Class 4 or better	Class 4 or better	Class 4	Class 4 or better	Class 4 or better
Cleaning Code	WS	WS	S	WS	S
Fabric Weight	Approximately 11.7 ounces per linear yard	Approximately 9.3 ounces per linear yard	Approximately 28.37 ounces per linear yard	Approximately 10.7 ounces per linear yard	Approximately 6.9 ounces per linear yard
Soil Retardant	Available with upcharge	Pretreated	Available with upcharge	Available with upcharge	Available with upcharge
Origin	Canada	USA	Great Britain	USA	USA
Flame Retardant Chemicals***	No	No	No	No	No
ACT Symbols					
Warranty	5 years	5 years	5 years	12 years	5 years

*Heavy metals bio-accumulate and can be toxic to humans and to the environment. This material is certified by MBDC as having less than 100 parts per million of any heavy metal of concern.

[ⓐ] = Established

[ⓐ] = This pattern is part of the global surface materials palette.

Geographical differences, by product line, may apply. Global colors are noted by this globe symbol.

**Yarn used in making this material contains less than 100 parts per million of antimony.

***Flame retardant chemicals are chemical or chemical compounds for which a functional use is to resist or inhibit the spread of fire that is present in any covered product.

Seating Upholstery Technical Information

Non-Woven

Seating Upholstery
Technical Information

	Brisa	Elmosoft Leather	Seating Vinyl	Stand In	Steelcase Leather
Price Group	6	Elmosoft Leather	2	2	Leather
Content	100% polyurethane	100% leather	100% vinyl	100% polyurethane	100% leather
Backing	Rayon	None	Knit	Brushed Woven	None
Construction	Faux Leather	Hides	Vinyl	Polyurethane	Hides
Width	54"	Square footage varies with the size of the hide	54"	54"	Square footage varies with the size of the hide
Repeat Size	None	None	None	None	None
Type of Dyeing	N/A	Piece	Piece	Piece	Piece
Wyzenbeek	200,000 double rubs	Not applicable	150,000 double rubs	150,000 double rubs	Not applicable
Colorfastness	Class 4 or better	Class 4 or better	Class 4 or better	Class 4 or better	Class 4 or better
Cleaning Code	▶ See page 130, <i>Care of Surface Materials</i>	▶ See page 130, <i>Care of Surface Materials</i>	▶ See page 130, <i>Care of Surface Materials</i>	WS	▶ See page 130, <i>Care of Surface Materials</i>
Fabric Weigh	Approximately 13.8 ounces per linear yard	Not applicable	Approximately 35 ounces per linear yard	Approximately 17 ounces per linear yard	Not applicable
Soil Retardant	Not applicable	Not applicable	Not applicable	Not applicable	Not applicable
Origin	Japan	Sweden	USA	Taiwan	USA
Flame Retardant Chemicals***	No	No	Yes	Yes	No
ACT Symbols					
Warranty	5 years	12 years	12 years	12 years	12 years





























*Heavy metals bio-accumulate and can be toxic to humans and to the environment. This material is certified by MBDC as having less than 100 parts per million of any heavy metal of concern.

**Yarn used in making this material contains less than 100 parts per million of antimony.

***Flame retardant chemicals are chemical or chemical compounds for which a functional use is to resist or inhibit the spread of fire that is present in any covered product.

Seating Upholstery Technical Information


Mesh/Knit

	3D Knit 	Connect 3D 	Jersey Mesh	QiVi Net 	Reply Air Mesh
Price Group	N.A.	EIN.A.	N.A.	N.A.	N.A.
Content	100% polyester	100% polyester (antimony free yarn**)	100% Polyester	100% nylon, 6.6	66% Polyester, 34% Polyamide
Backing	None	None		None	None
Construction	Knit	Knit	Mesh	Weft Knit	Dobby weave
Width	57"	60"	58"	Part/knit to size	58"
Repeat Size	3/8" vertical x 1 1/50" horizontal	0.125" vertical x 0.17" horizontal	None	None	None
Type of Dyeing	Jet	Jet	Yarn	Atmospheric	Warp: yarn/Fill: mass
Wyzenbeek	100,000 double rubs	100,000 double rubs	100,000 double rubs	100,000 double rubs	100,000 double rubs
Colorfastness	Class 4 or better	Class 4 or better	Class 4 or better	Class 4 or better	Class 4 or better
Cleaning Code	WS	WS	WS	WS	WS
Fabric Weigh	Approximately 19 ounces per linear yard	Approximately 20.5 ounces per linear yard	Approximately 16.9 ounces per linear yard	Approximately 50± 3 grams	Approximately 12.6 ounces per linear yard
Soil Retardant	Not applicable	Not applicable	Available with upcharge	None	Available with upcharge
Origin	USA	USA	USA	USA	Italy
Flame Retardant Chemicals***	No	No	No	No	No
ACT Symbols	    	    	    	    	    
Warranty	12 years	12 years	12 years	12 years	12 years

*Heavy metals bio-accumulate and can be toxic to humans and to the environment. This material is certified by MBDC as having less than 100 parts per million of any heavy metal of concern.

**Yarn used in making this material contains less than 100 parts per million of antimony.

***Flame retardant chemicals are chemical or chemical compounds for which a functional use is to resist or inhibit the spread of fire that is present in any covered product.

 = This pattern is part of the global surface materials palette. Geographical differences, by product line, may apply. Global colors are noted by this globe symbol.

Select Surfaces Program

Select Surfaces Material Overview

92

Select Surfaces Material Overview

Select Surfaces Finishes

Paint brings color to metal surfaces and provides them with a high-quality finish that is fade and chip resistant.

- **Accent paints** allow you to add a flash of color to painted surfaces. This Price Group 3 pre-matched selection of trend driven colors is available without the PerfectMatch registration fee. The palette will be refreshed on a regular basis, but should the color phase out of the program, customers can continue using these finishes without being charged a registration fee. Accent paints have a gloss level of 40%.

Plastics are used for many product parts, ranging from seating shells and table edges to grommets and wire managers.

- **Signature plastics** allow customers to create space solutions that are consistent with their own brand. These plastic color choices are available on select seating product lines and were developed to match some of the most commonly used colors in university and corporate logos.

Textiles feature seating upholstery and vertical surface fabrics in a wide range of designs, colors, and prices.

- **Woven/Knit textiles** are flexible materials consisting of a network of interlacing natural or artificial fibers.
- **Leather/Coated materials** are fabric-like materials made of fiber that are bonded together by chemical, mechanical, heat, or solvent treatment.

Wood veneers are slices of hardwood material applied to worksurfaces, storage units, and panel skins that provide beautiful character and depth from naturally occurring grain patterns.

- **Composite veneers** are an engineered veneer intended to create consistent grain patterns and characteristics.

Note: Known for their color consistency, composite veneers feature a clear coat finish applied in the finishing process. Because the veneers are sourced in large lots, overall color within a specific purchase order should have minimal color inconsistency. However, composite customers should know that colors may vary slightly from dye lot to dye lot. This inconsistency may be noticed when replacement pieces are ordered that may be from different dye lots, or when a new project phase is installed. Also note that composite veneers tend to fade and lighten overtime, especially with sun exposure.

Ordering Information

Ordering Select Surfaces – Textiles

Fabrics available through Select Surfaces may have extended leadtimes. To specify a Select Surface textile on a product using Hedberg, pick the appropriate grade from your upholstery listing, and enter the corresponding finish in the Product Specification screen:

Price Group	Finish Code
2	59DB
3	59DC
4	59DD
5	59DE
6	59DF
7	59DG
8	59DH
9	59DJ
10	59DK

Next, in the Special Fabric Information pop up window, provide the required fabric details, including:

- the fabric vendor code
- the deal number
- the pattern name and number
- the color name and number
- the direction the fabric is to be applied

Designtex

For Designtex products offered as Select Surfaces (including those previously Graded-In), please use **DSGNTX0001** as the deal number.

Gabriel

For Gabriel products offered as Select Surfaces, please use **GABRIEL001** as the deal number.

Kvadrat

For Kvadrat products offered as Select Surfaces, please use **KVADRAT001** as the deal number.

Pollack

For Pollack products being offered as Select Surfaces, please use **POLLAC0001** as the deal number.

For a comprehensive list of patterns and price grades that make up the Select Surfaces offering, visit steelcase.com/selectsurfaces. Or, visit the finish library at steelcase.com/finishlibrary and narrow your search by selecting Select Surfaces in the offering drop down menu.

Ordering Select Surfaces – Accent Paints

For registration and ordering any of the Price Group 3 Accent Paints listed below, please follow the same instructions given for PerfectMatch paints on page 101 if this reference manual. You can find the registration forms online under <http://srh.steelcase.com/pmlanding.aspx>.

Price Group	Finish Number	Finish Name
3	4AQ6	Maya Blue
3	4AQ7	Tangerine
3	4AQ8	Wasabi
3	4AQ9	Scarlet
3	4AT7	Concord
3	4AV3	Blue Jay
3	4BG7	Taxi
3	4BH7	Canary
3	4BJ9	Sailor
3	4BQ7	Fuchsia

Ordering Select Surfaces – Signature Plastics

Signature Plastics allow customers to create space solutions that are consistent with their own brand. These plastic color choices are available for use on Node and Move for an additional upcharge. The nine new finish options were developed to match some of the most commonly used colors in university and corporate logos. These pre-tested colors can be ordered using standard finish codes, but may have extended leadtimes.

6BC1	Crimson
6BC2	Purple
6BC3	Green
6BC4	Burgundy
6BC5	Blue
6BC6	Orange
6BC7	Brown
6BC8	Gold
6BC9	Red

Ordering Select Surfaces – Composite Veneers

To order a Composite Veneer available in the Select Surfaces offering, use the following steps:

- 1) Fill out a **COMPOSITE** request form for the desired finish, making sure you indicate how large your project will be using units or dollar volume at list. The **COMPOSITE** request forms are available in printed form on Adstock and in electronic form on Village or Steelcase.com. The (normal) \$425 fee does not apply if you are ordering a composite with a clear-coat finish. Incomplete forms will be rejected as the requested information is critical to the order process for these materials (this step is used to estimate how much veneer is required to complete your job). Please sign the form after reading about the characteristics of composite veneers and submit to the Steelcase Finish Lab. The size of your project may affect leadtimes based on availability of the requested material

*NOTE: If you desire a stain to be placed on the selected composite, you must use the standard **CUSTOMIZ** request process.*

- 2) After submitting your request to the Steelcase Finish Lab, you will receive authorization to use the particular finish, which features a clear-coat finish.
- 3) After being authorized, place your order as you normally would for any other veneer finish, calling out the appropriate finish code. See below for a list of finish codes available through the offering.

NOTE: Solid nosings or wood integral pulls are not available for use with composite veneers - specify edge band solutions only. For example, specify Elective Elements' square edge worksurface instead of the solid-nosing waterfall edge.

The following finishes are now available through the Composite Veneer offering:

Wood Group 1

3F6X	QC/OP	Medium Natural Composite
3F8X	QC/OP	European Walnut Composite
3F9X	QC/OP	Walnut Composite
3GAX	QC/OP	Gold Teak Composite
3GFX	QC/OP	Rosewood Composite
3GGX	QC/OP	Zebrano Composite
3GHX	RC/OP	Dark Cerused Oak Rift Composite
3HGX	QC/OP	Oak Composite
3H VX	QC/OP	Walnut Composite
3JDX	FC/OP	Oak Composite
3JEX	QC/OP	Maple Composite
3JFX	FC/OP	Maple Composite
3JGX	QC/OP	Cherry Composite
3JHX	FC/OP	Cherry Composite
3JJX	FC/OP	Walnut Composite

Note: To understand more about composite ordering, leadtimes, and pricing, please consult the composite sign-off sheet available through Steelcase advertising stock, form number 14-0000141. A sign-off sheet is required prior to orders being accepted for composite projects.

Note: Known for their color consistency, composite veneers feature a clear coat finish applied in the finishing process. Because the veneers are sourced in large lots, overall color within a specific purchase order should have minimal color inconsistency. However, composite customers should know that colors may vary slightly from dye lot to dye lot. This inconsistency may be noticed when replacement pieces are ordered that may be from different dye lots, or when a new project phase is installed. Also note that composite veneers tend to fade and lighten overtime, especially with sun exposure.



Custom Surfaces Programs

: The Steelcase Custom Surface Material Programs offer a comprehensive program that comprises COM, PerfectMatch Paint, Customiz Stain, and Open Line Laminate.

Who to Call	96
Customer's Own Material (COM)	97
COM Application Testing Request Form	100
PerfectMatch Paint or Coating	101
Customiz Stain	102
Open Line Laminate	104
Open Line Laminate Edge Trim	106

Who To Call

This list lets you know who to call when you have questions.

COM

For COM test results, Application Testing Request form, or yardage requirements, visit our custom surface materials Web site at steelcase.com/customsurfaces or call 1.888.STEELCASE (1.888.783.3522) or send an e-mail to lineone@steelcase.com, for application and UL approval.

For additional information call 1.888.STEELCASE (1.888.783.3522) or send an e-mail to lineone@steelcase.com.

Testing mailing address

Steelcase Inc.
Attn: COM Testing
901 44th Street
Grand Rapids, MI 49508

Perfect Match Paint

Contact a Steelcase PerfectMatch Paint representative for specific information about this program.

Phone: 616.247.2079
Fax: 616.246.4161

Mailing address

Steelcase Inc.
Attn: PerfectMatch Paint Representative
901 44th Street
Grand Rapids, MI 49508
SCW-08

Customiz Stain Program

Contact a Steelcase Customiz Stain consultant for specific information about this program.

Phone: 616.698.5607
Fax: 616.698.1535

Mailing address

Steelcase Inc.
Customiz Stain Consultant—GWF
4100 68th Street
Caledonia, MI 49316
Attn: Cinda Raymond

Canadian dealers, please contact your dealer service representative for the Customiz stain program.

Open Line Laminate

For Open Line laminate test results, application testing, request form, or laminate requirements, visit our Web site at steelcase.com/customsurfaces.

For additional information call 1.888.STEELCASE (1.888.783.3522) or send an e-mail to lineone@steelcase.com.

Other Questions

If you have a problem, question, or request, call your local dealer or Steelcase at 1.888.STEELCASE (1.888.783.3522) or send an e-mail to lineone@steelcase.com. Outside the U.S.A., Canada, Mexico, Puerto Rico, and the U.S. Virgin Islands, call 616.247.2500.

For information about Steelcase, the name of your nearest Steelcase dealer, or for product literature, call 1.800.333.9939, or visit our Web site at steelcase.com.

The Customer's Own Material (COM) Program allows customers to select textiles that are not offered through the standard Steelcase Surface Materials Program for use on Steelcase products.

Custom Surface Materials Web Site

- The custom surface materials Web site features application test results for all COM, Designtex Graded-In, Classics, and Inspire Collection fabrics. The Web site allows you to calculate yardage requirements for most Steelcase, Wood, and Turnstone seating and systems products.
- Access the custom surface materials Web site at steelcase.com/customsurfaces.

Application Testing/Approval

COM Application Testing or "approved for application" means the COM fabric has been reviewed for manufacturability using the standard manufacturing techniques to achieve acceptable appearance per Steelcase quality standards.

- Confirm that the selected COM has been tested and approved for application on a specific product by checking the custom surface materials Web site at www.steelcase.com/com.
- If the COM is approved, you may continue the order process.
- If the COM has failed, you must reselect a fabric.
- If the COM is not listed, Steelcase has not tested that fabric on our products.
- If your material has not been tested, submit a completed COM Application Testing Request form and send test yardage (4.5 yards for seating, 4 yards for vertical surfaces) to:

Steelcase Inc.
Attn: COM Testing
901 44th Street
Grand Rapids, MI 49508

- To ensure rapid processing, please use the electronic COM Application Testing Request form found on the custom surface materials Web site **or** fax a copy of the COM Application Testing Request Form to 616.698.4700.
▶ Page 100

All information on the form is required in order to complete testing. COM tests cannot be performed if information is incomplete. Contact your requested fabric vendor for any missing information.

- Test results will be returned (by fax or e-mail) in four working days from receipt of fabric and completed form.

Steelcase reserves the right to reject or reverse any COM approval that does not meet the manufacturing requirements in actual production. COM approval may be rejected or reversed because not all application testing is based on actual production conditions and because some materials vary in fabrication.

UL Approval with COM

COM materials that are approved for application to panel systems might require UL approval after application test approval. UL approval does involve fees and extended leadtimes.

All vertical surface COMs tested and approved with a content of 100% polyester meet a minimum of class C/UL1286. If class A or B fire rating is indicated, a burn test must be performed. All vertical surface COMs with a blended fabric construction require a UL burn test. For further UL information, contact a COM Consultant at 616.475.2426.

Fire Code Seating with COM

- ▶ See page 124 for Fire Code Seating with COM.

COM Yardage Requirements

- For the most accurate yardage requirements, use the Calculator found on the custom surface materials Web site.
Helpful hint: The Calculator on the custom surface materials Web site provides the same yardage requirements used by Steelcase purchasing.

Yardage requirements will change depending on:

- width of fabric
- fabric repeat
- application direction
- product style number
- quantity of products being manufactured

- Certain fabric treatments and backings require additional yardage or yardage minimums. Please contact the vendor for specific information.
- COM fabric vendors require fabric purchases in half- or full-yard increments, and the Steelcase COM calculator will automatically round all final yardage calculations to the half yard.
Helpful hint: COM leather is calculated by the square foot, but purchased by the hide. The customer is responsible for purchasing the minimum hide requirement.

Application Direction

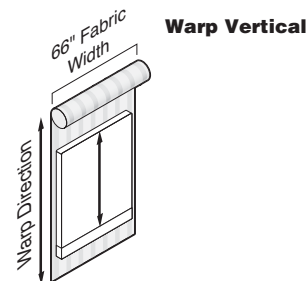
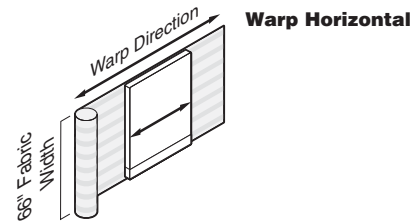
Most textile companies will swatch their fabrics in a warp vertical (woven way, down roll) direction. Some exceptions might be made to address patterns especially with stripes. Typically, when a fabric is swatched in a warp horizontal (railroad or across roll) direction, the direction is noted on the swatch card or fabric sample. If in doubt of a fabric direction, we encourage you to contact the textile vendor for clarification.

SEATING:



- **Dealers must specify fabric application direction on all COM orders.**
- COMs for seating are most often applied in the warp vertical (woven way, downroll) direction. Some exceptions include patterns with stripes, fabrics that are sampled in the warp horizontal (railroad, across roll) direction, and solid vinyls. *Helpful hint: COM vinyl requires upholstering in the warp horizontal application direction.*
- ▶ See page 115, *Fabric Application Direction Guidelines*, for more information. *Tip: Please verify the orientation of your fabric with your textile supplier. In many cases, the appearance of the design (horizontal or vertical) is not the same as the warp direction that is standard for the pattern. You can check sampling or the supplier's website for application direction.*

VERTICAL SURFACES:



- **Dealers must specify fabric application direction on all COM orders.**
- The application direction of COMs on vertical surfaces varies by product and sometimes by style number. Please check the custom surface materials Web site for the approved application direction for your particular COM.
- ▶ See page 117, *Fabric Application Direction for Systems, Casegoods, and Architecture*, for more information.

COM Pricing

- Confirm COM is tested and approved.
- Use the COM or COL (Customer's Own Leather) price group found under Surface Materials Options within each product spec guide.
- Add the cost of the fabric to the COM or COL price group.

How to Order

- To order a COM on a Steelcase product:
- Confirm the COM is tested and approved (see Testing/Approval section)
 - Use "5999" as the fabric finish number.
 - Mark the purchase order with:
 - COM vendor name
 - Pattern name
 - Pattern number
 - Color name
 - Color number
 - Specify application direction (confirm with the customer how they want the fabric to look on the furniture)
 - V = warp vertical (down roll, woven way)
 - H = warp horizontal (across roll, railroaded)
 - Order will acknowledge with the cost of the COM as a separate line.

Steelcase To Purchase Service

Steelcase will facilitate the ordering, scheduling, and shipment of COMs directly from the supplier. There are no additional charges for this service.

Steelcase is the only party that may purchase COMs for all Steelcase, Steelcase Wood Division, and Turnstone and Turnstone 1.0 products.

Leadtimes

Additional leadtimes apply to all orders specifying COMs.

COMs are not available through any rushed schedule.

Warranty

COMs are not covered by the Steelcase warranty. Steelcase does not test COM fabric performance, including durability, piling, colorfastness, stretch, fraying, etc. Each COM vendor is responsible for all warranty claims related to fabric performance.

COM Notes

Application Direction

For application direction information, please see page 98.

Pattern Alignment

Pattern repeat is the measurement, in length and width, of a single unit of repeating pattern. When the pattern repeats itself, you are likely to see horizontal and vertical lines in the fabric applied to a skin. This usually occurs in a fabric where there is a significant pattern. Pattern repeat side by side or top to bottom may not be an exact alignment.

Scrap Disposal

Steelcase is committed to contributing to a healthy environment through our disposal procedures. We reserve the right to choose the most environmentally friendly manner to dispose of all COM scraps without notification.

Steelcase will not issue credit for any differences in yardage between the estimated amount provided and the actual amount ordered and acknowledged.

Contact

For COM test results, Application Test Request form, or yardage requirements, visit the custom surface materials Web site at steelcase.com/customsurfaces.

For additional information call 1.888.STEELCASE (1.888.783.3522) or send an e-mail to lineone@steelcase.com.

Testing address

Steelcase Inc.
Attn: COM Testing
901 44th Street
Grand Rapids, MI 49508

COM APPLICATION TESTING REQUEST FORM

COM testing cannot begin until all information is provided. No exceptions are permitted.

All of the following information is required in order to complete a COM test request.

Application Testing

- Seating COM (4.5 yards required)
- Vertical Surface COM (4 yards required to test)

Fire Code Seating Testing

- Cal TB133

DATE _____

DEALER/DESIGN FIRM _____

YOUR NAME _____

YOUR ADDRESS _____

YOUR PHONE _____

YOUR FAX _____

YOUR E-MAIL ADDRESS _____

CUSTOMER _____

PRODUCT LINE COM IS TO BE TESTED ON _____

Contact COM vendor for fabric information.

COM SUPPLIER _____

COM TEXTILE PATTERN NAME _____

PATTERN STYLE NUMBER _____

CONTENT _____

WIDTH _____

REPEAT _____

WEIGHT _____

PICKS (Fill yarns) _____

ENDS (Warp yarns) _____


Seating COM

- 4.5 yards of material are required for application review on all seating lines.
- Fabric will be cut woven way (down roll/warp vertical), unless otherwise stated:

warp vertical (woven way)



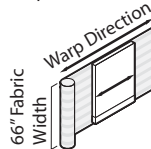
warp horizontal (railroaded)



Vertical Surface COM

- Four yards of material are required for application review on all tackboards, Ellipse screens, and panel systems.
- Additional yardage is required to complete UL testing. Please contact a Steelcase COM consultant for details.
- Fabric will be cut warp horizontal (across roll/railroaded), unless otherwise stated:

warp horizontal



warp vertical



Note: Dealers must specify desired fabric application direction on all COM orders.

Review Time

Application review takes 4 working days upon receipt of the material and this completed request form at Steelcase.

Fire Code Seating

- \$700 net testing fee is required for a full scale chair burn test.
- Please submit form for a FCS evaluation prior to sending any fabric. A Steelcase COM consultant will contact you with more information.
- Leadtime is 3-4 weeks.

Notification

Requester will be notified of results via fax or email.

Send COM test yardage and this request form to:

Steelcase Inc.
Attn: COM Testing
901 44th Street
Grand Rapids, MI 49508

Additional Information

▶ See page 97 for complete COM information.

If you have any further questions regarding the Steelcase COM program, contact a Steelcase COM consultant.

- Phone: 616.475.2426
Monday through Friday,
8:00 a.m. to 5:00 p.m. ET
- Fax: 616.698.4700

- Internet at www.steelcase.com under "Architecture and Design" select "Surface Materials" select "Custom Surface Materials" select "Customer's Own Material (COM)"

The PerfectMatch program allows customers to specify their own color on Steelcase painted products where the PerfectMatch option is offered.

A dealer P.O. number or accounting reference name is required to initiate the processing of a PerfectMatch request. *Note: A line item or purchase order does not need to be generated.*

A one-time \$500 U.S. per color, per customer registration fee will be invoiced to all requests whether or not an order for product is placed. *Note: The registration fee is not eligible for discounting.*

The PerfectMatch paint option allows you to order "culled" Steelcase paint finishes, but does not support Steelcase "transitional" paints that are not available on select product lines.

The PerfectMatch program will provide a textured match to a custom textured sample or non-textured Steelcase color in the same surface characteristics and appearance as the current standard Steelcase texture.

All PerfectMatch requests will be matched in a smooth, 40% gloss, non-metallic finish or in a textured, 6% gloss, non-metallic finish. Exceptions: Non-textured Privacy Wall requests are matched in a 20% gloss level, textured matches with a 6% gloss level.

Metallic paint matches for custom or culled Steelcase colors are not available through the PerfectMatch program, but can be matched in the standard 40% gloss, opaque (non-metallic) finish.

A PerfectMatch paint is not available through Express 12 or any other rushed schedule.

The PerfectMatch program is priced at Paint Price Group 3.

The Paint Price Group 3 upcharge applies to all products with the PerfectMatch option selected.

▶ See page 38 for product availability.

Color Match Request

1. Color Approval

To initiate a PerfectMatch paint request, go to the Steelcase surface materials website, custom surface materials, PerfectMatch, and select the "Create Request" heading (steelcase.com/materials). After processing a request, print a copy of the request and the ID number assigned.

- Submit the form and send a 2" x 2" representation of the color to be matched to the mailing address below. A color card is recommended, but fabrics, carpets, accessories, or other samples can also be matched.

Note: When requesting a culled Steelcase paint color, a sample is not required.

- Steelcase will invoice for the registration fee of \$500 U.S. per customer, per color.
- For the customer's approval of the match, Steelcase will send a color strike-off to the address indicated on your request. This will be approximately 5 days after the request and the color representation sample has been received. *Note: Strike-off samples of culled, smooth, or non-metallic Steelcase paints will be provided upon dealer request. Once the customer approves the match, it is the dealer's responsibility to notify Steelcase that the match has been approved in the "Manage My Requests" feature. Upon notification to Steelcase that the match has been approved, the customer will be registered and the special paint finish code will be made available for order entry.*

2. PerfectMatch Color Assignment

- Upon notification to Steelcase that the match has been approved, the customer will be registered and the special paint finish code will be made available for order entry.

3. PerfectMatch Ordering

- Use the PerfectMatch finish code to place your order.
- The Paint Price Group 3 upcharge will apply when a PerfectMatch finish code is specified. See the individual product specification guide for the upcharge.

PerfectMatch Paint Notes

Color match from the sample submitted to the actual production will be within commercially accepted tolerances.

The color match from the strike-off to actual production will be within commercially accepted tolerances.

PerfectMatch paint colors are formulated to minimize color shifts under different lighting conditions using a MacBeth "Spectralight III". Particular care should be taken if high-intensity discharge light is used in the installation because it can give the appearance of a mismatch between sample and strike-off.

Note: Environmental restrictions may preclude Steelcase from matching or manufacturing certain colors.

Contact

Contact a PerfectMatch Paint Representative for information:

Phone: 616.247.2079

Fax: 616.246.4161

Mailing Address:

Steelcase Inc.

Attn: PerfectMatch Paint Representative

901 44th Street

Grand Rapids, MI 49508

SCW-08

OR

Call Line 1 at 1.888.783.3522

1.888.STEELCASE (1.888.783.3522) or

send an e-mail to lineone@steelcase.com.

Customiz Stain

The Customiz Stain Program allows customers to create their own stain color on Steelcase standard wood veneers and solids. Customiz Stain color is available on all product lines that offer wood veneer and solids.

The Customiz Stain Program is not available through Express 12 or any other rushed schedule.

The Customiz Stain Program consists of three steps: Color Approval, Finish Number Assignment, and Customiz Stain Color Ordering.

Color Approval

- To complete the Customiz Stain request form, go to “create test request” on the Steelcase surface materials website under custom surface materials and Customiz Stain (srh:steelcase.com/customize-landing.aspx)
- Submit the form and a 5" x 7" sample of the stain color that you are requesting to the mailing address below. Note: When requesting a culled stain color, a sample will not be required.
- Steelcase will invoice a stain matching fee of \$500 U.S. per finish, (This one-time fee covers the cost of formulating the Customiz finish and applies regardless of whether or not an order for product is placed.)
- Three (3) color strike-off samples will be sent to the dealer/customer approximately 10 working days after receipt of the request and the sample to match (if required). These samples will require dealer/customer approval.
- Your original color sample will be returned for your strike-off evaluation. Your dealer/customer will be required to send one (1) signed strike-off and the signed approval form back to the Wood Division Stain Lab. See address below.

Customiz Stain Pricing

A \$500 stain matching fee applies on Customiz requests. This fee covers the cost of formulating the Customiz color finish and applies regardless of whether or not an order for product is placed.

Exception: The \$500 fee does not apply on matches to Coalesse standard finishes or for a low-gloss finish request on a standard color.

In addition, an approval form must be signed to indicate customer acceptance of Customiz match. A \$1,500 initiation fee will be charged prior to first order entry. This initiation fee activates the finish for unlimited use on any Steelcase product for an 18 month time period. After the 18 month time period has lapsed, the Customiz finish may be reactivated for another 18 months for a \$1,000 fee at any point within five years after the \$1,500 initiation fee was paid. If the finish is not reactivated within five years after the \$1,500 initiation fee was paid, the finish will be culled and the customer will need to pay the \$1,500 initiation fee again. The \$500 matching fee and \$1,500 initiation fee is waived for Coalesse Standard finishes. The \$500 matching fee, but not the \$1,500 initiation fee applies to Coalesse Customiz finishes for Convene, Privacy Wall, guest seating, and V.I.A. products, the \$1,500 fee will be waived, as will the charge for Customiz stain at a style number level. However, the \$500 matching fee still occurs for Convene, Privacy Wall, guest seating, and V.I.A. All style number related Customiz charges products are no cost as of April 2014. The matching and initiation fees are not discountable.

Finish Number Assignment

- After the color strike-off is approved, the Steelcase Stain Lab will assign a Customiz Stain finish number to be used when ordering the product.
- The finish number represents the Customiz Stain that has been formulated specifically for the products indicated on the request form. Additional Customiz finishes may need to be developed to apply the same stain color to additional products.

Customiz Stain Color Ordering

- Use Customiz Stain finish number to place your order.

Customiz Stain Notes

Color match from the sample submitted to the actual production will be within commercially accepted tolerances. Wood is a natural material, and variations will occur in color, grain, and texture. Many wood products have a tendency to darken with age and exposure to UV light. However, composite veneers will fade over time when exposed to sunlight as the dye stains and pigmented glues, used to create the composite's unique patterns and colors, lighten over time. This is a natural process, just as natural veneers usually darken over time. Finished pieces may vary slightly from the strike-off, and no guarantee can be made of exact match.

Composite veneers, known for consistency in color and pattern, are made from lower density hardwoods than most natural veneers, making them more prone to denting; however, they will still provide years of useful life. Composite veneers, just like paints and fabrics are produced in dye lots, resulting in potential variation between dye lots within an accepted range. Because of this, some color and/or grain differences may exist between customer orders placed at different times.

Customiz Stain colors are formulated to maintain lighting compatibility using a MacBeth Spectralight III. Particular care should be taken if high-intensity discharge light is used in the installation because it can give the appearance of a mismatch between sample and strike-off.

Customiz stain takes 10 days to formulate.

Custom veneers are also available and must be quoted by the Steelcase specials group. Customiz stain on custom veneer takes two to four weeks to formulate.

Environmental restrictions may preclude Steelcase from matching or manufacturing certain colors.

Contact

Customiz Stain Lab information
Phone: 616.698.5607
Fax: 616.698.1535
Email: craymond@steelcase.com

Steelcase Inc.
Customiz Stain Consultant—SCW
4100 68th Street
Caledonia, MI 49316
Attn: Cinda Raymond

OR

Call 1.888.STEELCASE (1.888.783.3522) or
send an e-mail to lineone@steelcase.com.

Open Line Laminate

The Open Line Laminate (OLL) Program offers the opportunity for customers to select laminates that are not offered through the standard Steelcase laminate offering for use on Steelcase products.

The following products are not available using the OLL process: Seating, Groupwork, and Payback. Call 1.888.STEELCASE (1.888.783.3522) or send an e-mail to lineone@steelcase.com, for ordering and pricing of laminates on these products.

An additional feature of the Open Line Laminate Program is the ability to order different edge colors (other than the default edge color specified in the specification guide) for use with standard Steelcase laminates. See below for pricing information for this application.

Application Testing/Approval

To order an Open Line laminate on a Steelcase product, first confirm that the selected laminate has been tested and approved for use on a specific product by checking the custom surface materials Web site at www.steelcase.com/com.

If the laminate is **approved**, you may continue the ordering process. If the laminate has **failed** to meet testing and approval standards, you must choose another laminate. If the laminate is **not listed**, Steelcase has not tested the laminate.

To have your material tested, send the following materials to Steelcase:

- One (1) 4' x 8' sheet of high-pressure decorative laminate that is vertical grade, post formable (VGP), and 0.028" (0.7mm) thick.
- A completed Open Line Laminate Testing Request Form Access the Web site at www.steelcase.com. Under surface materials, select custom surface materials and the Open Line laminate option. The test request form can be found under "create test request".

Note: All information on the form is required in order to complete testing.

**Send your laminate materials to:
Steelcase Inc.
Attn: OLL Testing Department
901 44th Street
Grand Rapids, MI 49508**

Submit Request

Use the electronic Open Line Laminate Testing Request Form found on the Steelcase custom surface materials Web site under the "How To Test" tab, or fax a copy of the form to 616.698.4700.

Test Results

Test results will be returned by fax or e-mail in four working days from receipt of laminate and form. Montage laminate tile and Context worksurface testing times may vary due to code compliance testing.

Not all testing is based on actual production conditions. Because some laminates vary in fabrication, Steelcase reserves the right to reject any non-standard laminates that do not meet manufacturing requirements, even though the sample passed initial testing.

Application Direction

Open Line laminates are applied to Steelcase products in the Steelcase standard application direction. For directional laminates, each individual specification guide shows the standard application direction for that product. Application in other than standard direction must be processed through Specials Engineering.

Open Line Laminates Square Footage Requirements

To determine how much laminate you will need, access the calculator found on the Steelcase custom surface materials Web site at steelcase.com/customsurfaces. Material estimates will vary depending on the following items:

- Laminate properties
- Laminate directionality
- Sheet sizes offered by the vendor
- Edge type
- Product style number
- Quantity of products being manufactured

Open Line Laminates Pricing

Open Line laminates are available at an additional \$67 (U.S.) per surface, plus the cost of the laminate. If you select Formica, Nevamar, Pionite, or WilsonArt laminate, the cost of the laminate is \$1.10 (U.S.) per square foot. (Non-Discountable)

Example:

4' x 8' sheet = 32 square feet
32 square feet x \$1.10 = \$35.20 (U.S.)
per sheet

Laminate cost may vary for other suppliers. Please contact the OLL consultant at 616.475.2426 for pricing. The cost of the laminate will be added to your invoice as a separate line on the acknowledgement.

There are no additional charges beyond the initial \$67 U.S. list to obtain **different edge colors with Steelcase standard laminates**.

Special engineering products using the Open Line laminate process will be priced at \$67 (U.S. list) per surface, plus the cost of the laminate. If you select Formica, Nevamar, Pionite, or Wilson Art laminate to be used on Special Engineering products, the cost of the laminate is \$45 (U.S.) per surface. (Non-Discountable)

There are no additional charges beyond the initial \$67 (U.S. list) and any applicable Special Engineering charges to obtain different edge colors with Steelcase standard laminates.

How to Order

Once you have confirmed that the laminate you've selected has been tested and approved, you are ready to place your order.

To order an Open Line laminate on a Steelcase product:

- Mark the purchase order with the
 - Laminate manufacturer,
 - Laminate number, and
 - Laminate description
- Use the appropriate Open Line laminate number (2900).
- Use the appropriate "2C" or "2K" number to indicate the edge color requirements.

Worksurfaces and Montage laminate tiles that do not have edge color defaults based on the laminate:

Orders will be processed using the "2900" order number.

Worksurfaces that have edge color defaults based on the laminate:

Dealers must determine the edge color for Open Line laminate orders by choosing the appropriate "2K" or "2C" number from their electronic catalog.

- ▶ See pages 106–112 for "2K" and "2C" Open Line Laminate Edge Trim colors.

The order is subject to the manufacturer's minimum order requirements. Please contact the laminate supplier for verification of minimum order requirements before ordering.

Steelcase to Purchase Service

The Open Line Laminate Program includes a service to purchase approved Open Line laminates for use on Steelcase products.

Steelcase will facilitate the ordering, scheduling, and shipment of Open Line laminates directly from the suppliers and will apply it to the product.

Steelcase is the only party that may purchase material. The only time the customer purchases material is for testing purposes.

Leadtimes

Additional leadtimes apply to all orders specifying Open Line laminates.

OLLs are not available through any rushed schedule.

Other Notes

Steelcase is not responsible for overages and will not issue credit for any differences between the estimated amount provided and the actual amount ordered and acknowledged.

Laminate suppliers require laminate to be purchased in full sheets. Steelcase will determine how many sheets are needed and order appropriately.

Contact

For Open Line laminate test results, Application Test Request Form, or square foot requirements, visit the custom surface materials Web site at steelcase.com/customsurfaces.

For additional information call 1.888.STEELCASE (1.888.783.3522) or send an e-mail to lineone@steelcase.com.

Open Line Laminate Edge Trim

For surfaces that have edge color defaults based on the laminate, specifiers must choose the edge color for the custom laminate orders from the following Open Line laminate edge trim list. Please refer to either the systems plastic or the laminate swatch cards for colors listed in the Open Line laminate edge trim list.

This list shows the edge trim, T-mold (if applicable), and grommet colors that are available on the following Steelcase product: Ellipse

T-Mold and Plastic Edges for Open Line Laminate Orders

2K00	6612 Grey V2 E	6619 Ice E	6612 Grey V2 E
2K01	6000 Black	6245 Clear Walnut	6000 Black
2K03	6655 Warm White	6246 Warm Oak E	6655 Warm White
2K04	6001 Coffee	6234 Clear Cherry	6001 Coffee
2K10	6001 Coffee	6041 Natural Walnut	6001 Coffee
2K15	6615 Grey V5	6615 Grey V5	6000 Black
2K20	6636 Mist	6619 Ice E	6609 Smoke*
2K21	6001 Coffee	6036 Medium Cherry	6001 Coffee
2K22	6631 Cream	6631 Cream	6608 Driftwood*
2K27	6001 Coffee	6034 Natural Cherry	6001 Coffee
2K35	6697 Fog	6697 Fog	6609 Smoke*
2K38	6009 Arctic White	6009 Arctic White	6009 Arctic White
2K48	6654 Sand	6654 Sand	6608 Driftwood*
2K49	6053 Seagull	6053 Seagull	6053 Seagull
2K50	6052 Milk	6052 Milk	6052 Milk
2K52	6249 Platinum Solid	6249 Platinum Solid	6249 Platinum Solid
2K59	6655 Warm White	6655 Warm White	6655 Warm White
2K65	6655 Warm White	6037 Winter on Maple	6655 Warm White
2K66	6615 Grey V5	6037 Winter on Maple	6000 Black
2K71 E	6001 Coffee	6045 Medium Mahogany on Walnut E	6001 Coffee
2K74	6655 Warm White	6237 Clear Maple	6655 Warm White
2K75	6000 Black	6231 Graphite Walnut	6000 Black
2K85	6000 Black	6615 Grey V5	6000 Black
2K92	6000 Black	6000 Black	6000 Black
2K93	6001 Coffee	6001 Coffee	6001 Coffee
2K94	6635 Dawn E	6635 Dawn E	6607 Woodrose*
2K98	6636 Mist	6636 Mist	6609 Smoke*
2KAC	6655 Warm White	6213 Acacia	6655 Warm White
2KAK	6655 Warm White	6219 Clear Oak	6655 Warm White
2KAW	6654 Sand	6703 Ash Wenge	6654 Sand
2KBW	6631 Cream	6705 Bisque Wenge	6654 Sand
2KCW	6612 Grey V2 E	6706 Clay Wenge	6612 Grey V2 E
2KMI	6615 Grey V5	6527 Merle	6615 Grey V5
2KSW	6615 Grey V5	6704 Storm Wenge	6000 Black

*6607, 6608, and 6609 plastics are currently in the Transitional category; however, they will be available as the default grommet colors on Ellipse.

Tip: To improve consistency, default edge colors are now identified by 6000-series numbers; the actual colors and defaults have not changed. Because default edge colors are not actually entered when specifying products, no specification changes are required. (Previous specification guides used 2000-series numbers to describe default edge colors, while 6000-series numbers were used for customer-specified edge colors, even though the edges were identical.)

E = Steelcase Established

For surfaces that have edge color defaults based on the laminate, specifiers must choose the side and/or rear edge color for the custom laminate orders from the following Open Line laminate edge trim list. Please refer to either the systems plastic or the laminate swatch cards for colors listed in the Open Line laminate edge trim list. T-mold edge color is specified separately.

This list shows the edge trims that are available on the following Steelcase products:

- Avenir
- Series 9000
- 800 and 900 Series Storage Products

Plastic Edges for Open Line Laminate Orders

Order Finish	1 mm Edge Color
2K00	6619 Ice E
2K01	6245 Clear Walnut
2K03	6246 Warm Oak E
2K04	6234 Clear Cherry
2K10	6041 Natural Walnut
2K15	6615 Grey V5
2K20	6619 Ice E
2K21	6036 Medium Cherry
2K22	6631 Cream
2K27	6034 Natural Cherry
2K35	6697 Fog
2K36	6695 Midnight
2K38	6009 Arctic White
2K48	6654 Sand
2K49	6053 Seagull
2K50	6052 Milk
2K52	6249 Platinum Solid
2K59	6655 Warm White
2K65	6037 Winter on Maple
2K66	6037 Winter on Maple
2K71 E	6045 Medium Mahogany on Walnut E
2K74	6237 Clear Maple
2K75	6231 Graphite Walnut
2K85	6615 Grey Value 5
2K92	6000 Black
2K93	6001 Coffee
2K94	6635 Dawn E
2K98	6636 Mist
2KAC	6213 Acacia
2KAK	6219 Clear Oak
2KAW	6703 Ash Wenge
2KBW	6705 Bisque Wenge
2KCW	6706 Clay Wenge
2KMI	6527 Merle
2KSW	6704 Storm Wenge

Tip: To improve consistency, default edge colors are now identified by 6000-series numbers; the actual colors and defaults have not changed. Because default edge colors are not actually entered when specifying products, no specification changes are required. (Previous specification guides used 2000-series numbers to describe default edge colors, while 6000-series numbers were used for customer-specified edge colors, even though the edges were identical.)

E = Established

Open Line Laminate Edge Trim, continued

For surfaces that have edge color defaults based on the laminate, specifiers must choose the edge color for the custom laminate orders from the following Open Line laminate edge trim list. Please refer to either the systems plastic or the laminate swatch cards for colors listed in the Open Line laminate edge trim list.

This list shows the edge trim and T-mold colors that are available on the following Steelcase products:
Context

Torus and Plastic Edge for Open Line Laminate Orders

Order Finish	Combination of Edging: Torus Edge Color	1 mm Edge Color
2C01	6S01 Coffee Solid	6245 Clear Walnut
2C03	6S59 Warm White Solid	6246 Warm Oak E
2C04	6001 Coffee	6234 Clear Cherry
2C05	6S05 Seagull Solid	6053 Seagull
2C06	6S06 Milk Solid	6052 Milk
2C07	6S07 Sand Solid	6654 Sand
2C08	6S08 Platinum Solid	6249 Platinum Solid
2C11	6655 Warm White	6037 Winter on Maple
2C12	6612 Grey V2 E	6619 Ice E
2C13	6S59 Warm White Solid	6213 Acacia
2C15	6615 Grey V5	6615 Grey V5
2C16	6000 Black	6038 Blonde on Maple
2C17	6000 Black	6036 Medium Cherry
2C19	6000 Black	6034 Natural Cherry
2C22	6631 Cream	6631 Cream
2C27	6001 Coffee	6034 Natural Cherry
2C35	6697 Fog	6697 Fog
2C36	6695 Midnight	6695 Midnight
2C48	6654 Sand	6654 Sand
2C52	6001 Coffee	6631 Cream
2C53	6S01 Coffee Solid	6036 Medium Cherry
2C55 E	6S01 Coffee Solid	6045 Medium Mahogany on Walnut E
2C57	6S01 Coffee Solid	6041 Natural Walnut
2C58	6S59 Warm White Solid	6038 Blonde on Maple
2C59	6655 Warm White	6655 Warm White
2C66	6615 Gray V5	6037 Winter on Maple
2C74	6S59 Warm White Solid	6237 Clear Maple
2C75	6S01 Coffee Solid	6231 Graphite Walnut
2C81	6S01 Coffee Solid	6034 Natural Cherry
2C82	6S59 Warm White Solid	6655 Warm White
2C83	6S01 Coffee Solid	6001 Coffee
2C84	6S59 Warm White Solid	6037 Winter on Maple
2C92	6000 Black	6000 Black
2C93	6001 Coffee	6001 Coffee
2C94	6635 Dawn E	6635 Dawn E
2C98	6636 Mist	6636 Mist
2CAK	6S59 Warm White Solid	6219 Clear Oak
2CAW	6S07 Sand Solid	6703 Ash Wenge
2CBW	6631 Cream	6705 Bisque Wenge
2CCW	6612 Grey V2 E	6706 Clay Wenge
2CMI	6615 Grey V5	6527 Merle
2CSW	6615 Grey V5	6704 Storm Wenge

E = Steelcase Established

Tip: To improve consistency, default edge colors are now identified by 6000-series numbers; the actual colors and defaults have not changed. Because default edge colors are not actually entered when specifying products, no specification changes are required. (Previous specification guides used 2000-series numbers to describe default edge colors, while 6000-series numbers were used for customer-specified edge colors, even though the edges were identical.)

For surfaces that have edge color defaults based on the laminate, specifiers must choose the edge color for the custom laminate orders from the following Open Line laminate edge trim list. Please refer to either the systems plastic or the laminate swatch cards for colors listed in the Open Line laminate edge trim list.

This list shows the laminate edge trims which are available on the following Steelcase products:
Answer

3 mm and 1 mm Plastic Edges for Open Line Laminate Orders

Order Finish	Combination of Edging: 3 mm Edge Color	1 mm Edge Color
2K00	6619 Ice E	6619 Ice E
2K01	6245 Clear Walnut	6245 Clear Walnut
2K03	6246 Warm Oak E	6246 Warm Oak E
2K04	6234 Clear Cherry	6234 Clear Cherry
2K10	6001 Coffee	6041 Natural Walnut
2K15	6615 Grey V5	6615 Grey V5
2K20	6619 Ice E	6619 Ice E
2K21	6001 Coffee	6036 Medium Cherry
2K22	6631 Cream	6631 Cream
2K27	6001 Coffee	6034 Natural Cherry
2K35	6697 Fog	6697 Fog
2K36	6695 Midnight	6695 Midnight
2K38	6009 Arctic White	6009 Arctic White
2K48	6654 Sand	6654 Sand
2K49	6053 Seagull	6053 Seagull
2K50	6052 Milk	6052 Milk
2K52	6249 Platinum Solid	6249 Platinum Solid
2K59	6655 Warm White	6655 Warm White
2K65	6655 Warm White	6037 Winter on Maple
2K66	6615 Grey V5	6037 Winter on Maple
2K71 E	6001 Coffee	6045 Medium Mahogany on Walnut E
2K74	6237 Clear Maple	6237 Clear Maple
2K75	6231 Graphite Walnut	6231 Graphite Walnut
2K85	6000 Black	6615 Grey Value 5
2K92	6000 Black	6000 Black
2K93	6001 Coffee	6001 Coffee
2K94	6635 Dawn E	6635 Dawn E
2K98	6636 Mist	6636 Mist
2KAC	6213 Acacia	6213 Acacia
2KAK	6219 Clear Oak	6219 Clear Oak
2KAW	6703 Ash Wenge	6703 Ash Wenge
2KBW	6705 Bisque Wenge	6705 Bisque Wenge
2KCW	6706 Clay Wenge	6706 Clay Wenge
2KMI	6527 Merle	6527 Merle
2KSW	6704 Storm Wenge	6704 Storm Wenge

Tip: To improve consistency, default edge colors are now identified by 6000-series numbers; the actual colors and defaults have not changed. Because default edge colors are not actually entered when specifying products, no specification changes are required. (Previous specification guides used 2000-series numbers to describe default edge colors, while 6000-series numbers were used for customer-specified edge colors, even though the edges were identical.)

E = Established

Open Line Laminate Edge Trim, continued

For surfaces that have edge color defaults based on the laminate, specifiers must choose the side and/or rear edge color for the custom laminate orders from the following Open Line laminate edge trim list. Please refer to either the systems plastic or the laminate swatch cards for colors listed in the Open Line laminate edge trim list. 3 mm front edge color is specified separately.

This list shows the edge trims that are available on the following Steelcase product:
 Elective Elements
 Walden

Plastic Edges for Open Line Laminate Orders

Order Finish	1 mm Edge Color
2K00	6619 Ice E
2K01	6245 Clear Walnut
2K03	6246 Warm Oak E
2K04	6234 Clear Cherry
2K10	6041 Natural Walnut
2K15	6615 Grey V5
2K21	6036 Medium Cherry
2K22	6631 Cream
2K27	6034 Natural Cherry
2K28	Vellum Fiber Match
2K34	Novell Fiber Match
2K35	6697 Fog
2K36	6695 Midnight
2K37	6242 Virginia Walnut
2K38	6009 Arctic White
2K48	6654 Sand
2K49	6053 Seagull
2K50	6052 Milk
2K52	6249 Platinum Solid
2K57	Stream Fiber Match
2K59	6655 Warm White
2K60	Granite Fiber Match
2K65	6037 Winter on Maple
2K71 E	6045 Medium Mahogany on Walnut E
2K73	Instant Iron Patina Match
2K74	6237 Clear Maple
2K75	6231 Graphite Walnut
2K78	6694 Slate
2K79	6698 Fieldstone
2K81	6038 Blonde on Maple
2K92	6000 Black
2K93	6001 Coffee

Order Finish	1 mm Edge Color
2K94	6635 Dawn E
2K98	6636 Mist
2KAC	6213 Acacia
2KBL*	6243 Blackwood
2KAK	6219 Clear Oak
2KAW	6703 Ash Wenge
2KBW	6705 Bisque Wenge
2KCW	6706 Clay Wenge
2KMI	6527 Merle
2KSW	6704 Storm Wenge

Tip: To improve consistency, default edge colors are now identified by 6000-series numbers; the actual colors and defaults have not changed. Because default edge colors are not actually entered when specifying products, no specification changes are required. (Previous specification guides used 2000-series numbers to describe default edge colors, while 6000-series numbers were used for customer-specified edge colors, even though the edges were identical.)

* Not available on Walden
E = Established

For surfaces that have edge color defaults based on the laminate, specifiers must choose the side and/or rear edge color for the custom laminate orders from the following Open Line laminate edge trim list. Please refer to either the systems plastic or the laminate swatch cards for colors listed in the Open Line laminate edge trim list. 3 mm front edge color is specified separately.

This list shows the edge trims that are available on the following Steelcase product:
Currency

Plastic Edges for Open Line Laminate Orders

Order Finish	1 mm Edge Color
2K00	6619 Ice E
2K01	6245 Clear Walnut
2K03	6246 Warm Oak E
2K04	6234 Clear Cherry
2K10	6041 Natural Walnut
2K15	6615 Grey V5
2K21	6036 Medium Cherry
2K22	6631 Cream
2K27	6034 Natural Cherry
2K35	6697 Fog
2K36	6695 Midnight
2K37	6242 Virginia Walnut
2K38	6009 Arctic White
2K48	6654 Sand
2K49	6053 Seagull
2K50	6052 Milk
2K52	6249 Platinum Solid
2K59	6655 Warm White
2K65	6037 Winter on Maple
2K71 E	6045 Medium Mahogany on Walnut E
2K74	6237 Clear Maple
2K75	6231 Graphite Walnut
2K78	6694 Slate
2K79	6698 Fieldstone
2K81	6038 Blonde on Maple
2K92	6000 Black
2K93	6001 Coffee
2K94	6635 Dawn E
2K98	6636 Mist
2KAC	6213 Acacia
2KAK	6219 Clear Oak
2KAW	6703 Ash Wenge
2KBW	6705 Bisque Wenge
2KCW	6706 Clay Wenge
2KMI	6527 Merle
2KSW	6704 Storm Wenge


E = Established

Open Line Laminate Edge Trim, continued

For surfaces that have edge color defaults based on the laminate, specifiers must choose the edge color for the custom laminate orders from the following Open Line laminate edge trim list. Please refer to either the systems plastic or the laminate swatch cards for colors listed in the Open Line laminate edge trim list.

This list shows the edge trims that are available on the following Steelcase product:
Duo

Plastic Edges for Open Line Laminate Orders

Order Finish	Edge Color
2K22	6631 Cream
2K38	6009 Arctic White
2K49	6053 Seagull
2K50	6052 Milk
2K59	6655 Warm White
2K92	6000 Black
2K94	6635 Dawn 
2K98	6636 Mist

Tip: To improve consistency, default edge colors are now identified by 6000-series numbers; the actual colors and defaults have not changed. Because default edge colors are not actually entered when specifying products, no specification changes are required. (Previous specification guides used 2000-series numbers to describe default edge colors, while 6000-series numbers were used for customer-specified edge colors, even though the edges were identical.)

 = Established

Material Direction Guidelines

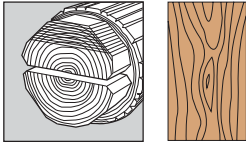
Tip: For the most up to date availability information, please visit Steelcase.com/materials under the What Works on What section.

Veneer Cutting and Grain Pattern Guidelines	114
Fabric Application Direction Guidelines	115
Fabric Application Direction for Systems, Casegoods, and Architecture	117
Fabric Application Direction for Seating	117
Fabric Application Direction for Systems, Casegoods, and Architecture	118

Veneer Cutting and Grain Pattern Guidelines

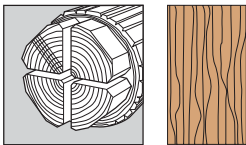
Veneer Cutting and Grain Patterns:

The **cutting method** determines the veneer's figure or grain pattern.



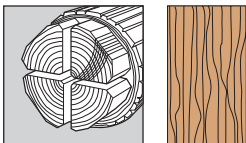
Flat cut

Veneer is cut parallel to the flat side of the cant at a tangent to the growth rings of the tree. This produces a cathedral or oval pattern.



Quarter cut

Veneer is cut from quarter sections of the log, produced by cutting each cant in half. Cutting lines are at an approximate 90° angle to the growth rings at the center of the quarter. This produces a straight grain or ribbon pattern.



Rift cut

This veneer cut is used specifically for oak, to minimize the appearance of flaking patterns in the grain. Cutting lines are on an arc approximately perpendicular to the growth rings. This produces a comb-like straight grain or ribbon pattern.

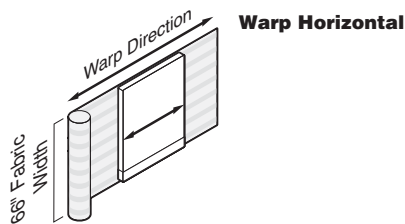
Fabric Application Direction Guidelines

What is the issue?


Some textiles are simple and look the same regardless of how you apply them to a product. Many other fabrics are patterned, textured, or have luster that will have a distinctly different appearance if applied in different directions on chairs or panels. Because of these differences, and the fact that there are limits to how some fabrics can be applied to Steelcase products, it is important to understand fabric application direction standards at Steelcase in order to avoid being disappointed.

Talking about direction

Fabrics come on rolls. The long yarns that run down the length of the roll are called the “warp” yarns. These yarns are used to define the direction you are viewing the fabric as it is applied to a panel or chair. Fabric directionality is determined by how the fabric comes off the roll. It is NOT determined by the way the pattern looks on the product (i.e., horizontal stripes do not mean the fabric was applied warp horizontal—it could have been applied warp vertical).

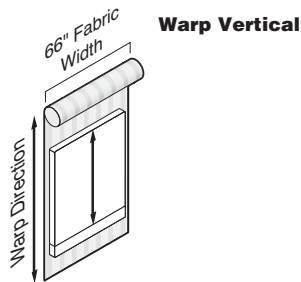


In the example below, the fabric is applied warp horizontal although the stripes appear vertical.



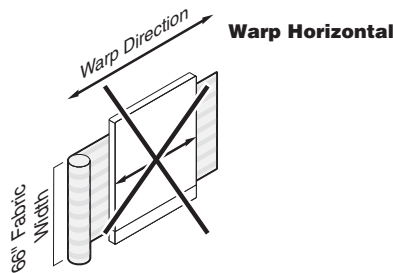
Warp horizontal application is the standard application direction for most Steelcase fabrics on Steelcase panel and seating products. Horizontal application means that as you view the panel or chair in its upright position, the warp yarns of the fabric are running in the horizontal direction.

▶ See page 118, *Fabric Application Direction for Systems, Casegoods, and Architecture* matrix, for details on these exceptions.

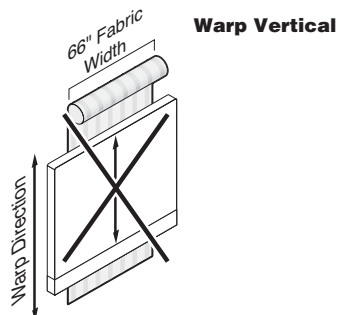


Warp vertical application is the standard application direction for any panels taller than 68”H and a few other exceptions. Vertical application means that as you view the panel or chair in its upright position, the warp yarns are running in the vertical direction.

▶ See page 118, *Fabric Application Direction for Systems, Casegoods, and Architecture* matrix, for details on these exceptions.

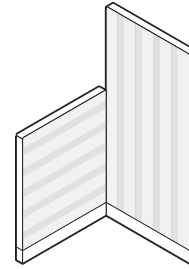


Fabric on panels taller than 68”H cannot be applied warp horizontal because the height of the product is greater than the width of the fabric.



Fabric on panels wider than 68”W cannot be applied warp vertical because the width of the product is greater than the width of the fabric.

Steelcase is not responsible for charges associated with replacement or reupholstery of products due to incorrect specifications.



The combination of tall panels (75”H with warp vertical) with short panels (65”H or less with warp horizontal) will result in the fabric patterns running in opposite directions.

To remedy this situation, the following options are available:

- Use non-directional fabric. Only a small selection of fabrics are non-directional.
 - Use fabrics that have standard warp vertical application direction.
 - Specify warp vertical application on fabrics that are standard warp horizontal.
- Tip: If you require warp vertical and it is not the standard, you must specify the warp vertical option on every line in the order.*



Railroaded means the same thing as *warp horizontal* and is often used when talking about chairs. *Across roll* is another term for running the fabric in this direction.



Woven way means the same thing as *warp vertical* and is often used when talking about chairs. *Down roll* is another term for running the fabric in this direction.

What determines fabric direction?

Standard default directions exist for all products. You may specify a fabric to be cut in a specific direction if the product allows it to be applied. The purchase order must clearly state the application direction if it is other than standard. Refer to the following tables for the standard directions.

Tip: If you are changing the application direction of fabric, yardage requirements may increase resulting in an additional upcharge. This upcharge will be applied to the purchase order.

Structural panels, tackboards, and tiles

have standard Steelcase vertical surface fabrics applied warp vertical or warp horizontal, depending on the fabric.

▶ See page 115 for the standard directions.

Why do dealers have to specify fabric application direction?

Sometimes COM fabrics have patterns that look awkward or inappropriate if they are applied in the standard direction. Therefore, it is critical to know how the pattern is run on the roll to ensure that Steelcase builds and ships each order to the customer's expectation. Some examples are shown here.



Incorrect?



Correct?



Incorrect?



Correct?



Incorrect?



Correct?



Incorrect?



Correct?

• Steelcase does not know which way your customer wants to see these patterns on their furniture.


• Dealers must specify application direction on all COM orders.

Swatch directions

All Steelcase fabric swatches and samples are shown in the warp horizontal direction. If you hold any fabric sample in the orientation shown below, the fabric will be in the warp horizontal direction.



Swatch card



Memo sample



To see how a fabric will look if it is applied warp vertical, turn it 90°.

Note: Fabric direction on samples from COM vendors may vary by product. Most textile companies will swatch their fabrics in a warp vertical (woven way, down roll) direction. Some exceptions might be made to address patterns especially with stripes. Typically, when a fabric is swatched in a warp horizontal (railroad or across roll) direction, the direction is noted on the swatch card or fabric sample. If in doubt of a fabric direction, we encourage you to contact the textile vendor for clarification.

Fabric Application Direction for Systems, Casegoods, and Architecture

Fabric	Standard Application Direction	Tips
Steelcase Textiles	Varies by fabric	▶ See page 118, <i>Fabric Application Direction for Systems, Casegoods, and Architecture</i> matrix.
Select Surfaces-Designtex	Varies by fabric Dealers must specify desired fabric application direction on all select surfaces orders.	Test results may impose exceptions. Confirm test results and application direction on COM website and Designtex.com prior to ordering.
COM Fabrics	Varies by fabric Dealers must specify desired fabric application direction on all COM orders.	Test results may impose exceptions. Confirm test results and application direction on COM website prior to entering COM orders.












Fabric Application Direction for Seating

Fabric	Standard Application Direction	Tips
Steelcase Textiles Upholstery	Railroaded (warp horizontal)	None
Select Surfaces-Designtex	Varies by fabric Dealers must specify desired fabric application direction on all select surfaces orders.	Confirm test results and application direction on COM website and Designtex.com prior to ordering.
Select Surfaces-Gabriel	Varies by fabric Dealers must specify desired fabric application direction on all select surfaces orders.	Confirm test results and application direction on COM website and Gabriel.dk prior to ordering.
Select Surfaces-Kvadrat	Varies by fabric Dealers must specify desired fabric application direction on all select surfaces orders.	Confirm test results and application direction on COM website and Kvadrat.dk prior to ordering.
Select Surfaces-Pollack	Warp vertical Dealers must specify desired fabric application direction on all select surfaces orders.	Confirm test results and application direction on COM website and Pollackassociates.com prior to ordering.
COM Fabrics	Varies by fabric Dealers must specify desired fabric application direction on all COM orders.	The most common COM application direction for seating is warp vertical. Confirm test results and application direction on COM website and your textile vendor's site prior to entering COM orders.
COM Vinyls	Varies by fabric Dealers must specify desired fabric application direction on all COM orders.	Most solid vinyls are commonly applied in the warp horizontal application direction.

Fabric Application Direction Guidelines, continued



Fabric Application Direction for Systems, Caseloads, and Architecture

COM Fabrics
Application direction may vary.
Check our Web site at
steelcase.com/customsurfaces.

	Fabric Direction	All Panels taller than 68"H	All Tackboards and Accent Panels	Answer	Avenir	Context	c-scape Screens	Elective Elements	Ellipse	Kick	Montage	Privacy Wall	Series 9000 Enhanced	Steelcase Wood Furniture	Storage Products
Fabric															
Abacus 	D	V	H	H	H	H	H	H	H	H	H	VO	H	H	H
Acadia 	D	V	H	H	H	H	H	H	H	H	H	VO	H	H	H
Alloy	D	V	H	H	H	H	•	H	H	H	H	VO	H	H	H
Amiranté 	D	V	H	H	V	H	•	V	H	H	H	VO	V	H	H
Ashanti Reverse 	D	V	H	H	V	H	•	V	H	H	H	VO	V	H	H
Bariolage	D	V	H	H	H	H	•	H	H	H	H	VO	H	H	H
Boccie	D	V	H	H	H	H	•	H	H	H	H	VO	H	H	H
Bouquet 	D	V	H	H	H	H	•	H	H	H	H	VO	H	H	H
Buzz2* 	ND	V	H	H	H	H	H	H	H	H	H	VO	H	H	H
Charm	D	V	H	H	H	HO	•	H	H	H	H	VO	H	HO	H
Cogent: Connect	D	•	•	•	•	•	H	•	•	•	•	•	•	•	•
Cogent: Geode Seating 	D	•	H	H	H	H	•	H	H	H	H	VO	•	H	H
Cogent: Geode Vertical 	D	V	H	H	H	H	•	H	H	H	H	VO	•	H	H
Embrasure 	D	V	H	H	H	H	•	H	H	H	H	VO	H	H	H
Flip: Orbit	D	V	HO	HO	HO	HO	•	HO	HO	HO	HO	•	HO	HO	HO
Flip: Plain Jane	D	V	H	H	H	H	•	H	H	H	H	VO	H	H	H
Flip: TexHex	D	•	HO	HO	HO	HO	•	HO	HO	HO	HO	•	HO	HO	HO
Fresco	D	V	H	H	H	H	•	H	H	H	H	VO	H	H	H
Lapel	D	V	H	H	H	H	•	H	H	H	H	•	•	H	H
Lido	D	V	•	H	•	H	•	•	•	H	H	•	•	•	H
Milano 	D	V	H	H	H	H	•	H	H	H	H	VO	H	H	H
Optic	D	V	H	H	H	H	•	H	H	H	H	VO	H	H	H
Pianista	D	•	HO	HO	HO	N	•	•	•	•	•	•	•	•	•
Regatta 	ND	V	H	H	H	H	•	H	H	H	H	•	H	H	H
Rhythm	D	V	H	H	H	H	•	H	H	H	H	VO	H	H	H
Sprite	D	V	H	H	•	•	•	•	•	H	•	•	•	H	H
Tinsel	D	V	H	H	H	HO	•	H	H	H	H	•	H	HO	H

* Only available for panels up to 48" wide.

Legend

- D = Directional fabric
- ND = Non-directional fabric
- = Not available
- H = Horizontal
- V = Vertical
- HO = Horizontal only
- VO = Vertical only
-  = Established
-  = This finish is part of the global surface materials palette. Geographical differences, by product line, may apply.

Steelcase and COM fabric that is 54"W cannot be applied to Kick or Answer skins that are 53"H or higher.

Tip: For more detailed product information, refer to individual product line specification guides. Example: Series 9000 Specification Guide.

Fire Codes

Tip: For the most up to date availability information, please check the COM website for test results on Steelcase.com.

Fire Codes	120
Cal TB 117-2013 Letter	121
Cal TB 133 Letter	122
Fire Code Seating Upholstery Matrix	123
Fire Code Seating with Select Surfaces Textiles or COM	124

Fire Codes

Fire Code Seating

Modifying Steelcase Seating Upholstery to Meet Fire Codes

Steelcase offers Fire Code Seating modification (FCS) on some seating models. The most rigorous fire codes in the nation were developed in California, and the Steelcase FCS modification is designed to meet those codes.

Fire Code Seating (FCS) indicates that a product is constructed to meet the strict fire code requirements of high public occupancy areas such as theaters, meeting rooms, and lobbies.

The FCS standards will meet the State of California Technical Bulletin 133 (Cal TB 133). Boston adopted the California Technical Bulletin TB 133 test standard in 1992.

▶ See page 76 for a description of the California Technical Bulletin 133 tests.

Fire Code Seating with Steelcase Textiles

A wide variety of Steelcase Textiles are available for use on models with the FCS modification. Some chair and fabric combinations will not pass the test criteria for Fire Code Seating. Often, this is due to the chair configuration, large surface areas that support combustion, and the fiber content of some fabrics.

▶ See page 123, *Fire Code Seating Matrices*, for availability and exceptions.

Fire Code Labels

There are three different fire code labels. All upholstered Steelcase chairs have one of these two labels in clear view (usually on the underside of the seat pan).

TB 117-2013

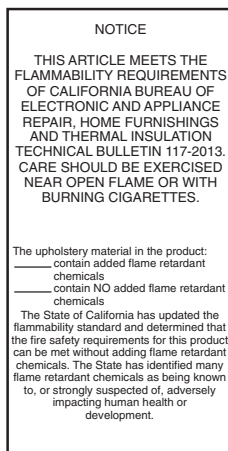
NOTICE

THIS ARTICLE MEETS ALL FLAMMABILITY REQUIREMENTS OF CALIFORNIA BUREAU OF ELECTRONIC AND APPLIANCE REPAIR, HOME FURNISHINGS AND THERMAL INSULATION TECHNICAL BULLETIN 117-2013. CARE SHOULD BE EXERCISED NEAR OPEN FLAME OR WITH BURNING CIGARETTES.

TB 117-2013

The black and white label is on all standard upholstered seating. It means that the fabric and foam have been tested separately and satisfy California Technical Bulletin 117-2013. The fabric actually may have a better flame retardance performance but has not been submitted for testing beyond Cal TB 117-2013.

▶ See page 76 for a complete description of this test.



The SB1019 label is required on all upholstered seating products shipping to the state of California.

TB 133

NOTICE

THIS ARTICLE IS MANUFACTURED FOR USE IN PUBLIC OCCUPANCIES AND MEETS THE FLAMMABILITY REQUIREMENTS OF CALIFORNIA BUREAU OF ELECTRONIC AND APPLIANCE REPAIR, HOME FURNISHINGS AND THERMAL INSULATION TECHNICAL BULLETIN 133. CARE SHOULD BE EXERCISED NEAR OPEN FLAME OR WITH BURNING CIGARETTES.

TB 133

The red label is on all FCS modified upholstered seating. It means that the chair has been built and labeled to be in compliance with the California Technical Bulletin 133 (Cal TB 133). This is the highest flame retardance rating available on Steelcase seating products.

No additional leadtime is required for FCS modification.

Fire Code Liability

Steelcase assumes no liability for flame retardance if the customer modifies the FCS product. This includes any topical treatments or attachments applied to the product after it is manufactured.

Fire Code Letters

The following pages contain letters for both Cal TB 117-2013 and Cal TB 133. These letters can be photocopied and presented to a fire marshal to demonstrate fire code compliance.

▶ See page 121 for Cal TB 117-2013 letter.
▶ See page 122 for Cal TB 133 letter.

Steelcase

The black and white label shown below appears on all Steelcase upholstered seating. It means that the fabric and foam have been tested separately and satisfy California Technical Bulletin 117–2013. The fabric actually may have a better flame retardance performance but has not been submitted for testing beyond Cal TB 117–2013.



Presence of this label certifies that Steelcase has manufactured this product to be in compliance with Cal TB 117–2013 as stated on the label itself.



FIRE CODE SEATING is the terminology adopted by Steelcase North America to identify product manufactured to be in compliance with the requirements set forth by the State of California Department of Consumer Affairs, Bureau of Electronic and Appliance Repair, Home Furnishings and Thermal Insulation, Technical Bulletin 133 (Cal TB 133): Flammability Test for Seating Furniture for Use in Public Occupancies.

All Steelcase FIRE CODE SEATING uses interliner or protective barrier technology, whereby a separate layer of flame-resistant barrier material is included just beneath the surface upholstery fabric. The inclusion of this barrier material creates a level of flame resistance sufficient to satisfy the requirements of Cal TB 133, which is the test protocol required by law for public occupancies in the State of California, as well as other states and municipalities.

As required by law, it is the manufacturer's responsibility to label each item of seating furniture manufactured to be in compliance with the requirements of Cal TB 133. Each unit of Steelcase FIRE CODE SEATING has a red label affixed to the underside of the product, as follows:



Presence of this label certifies that Steelcase has manufactured this product to be in compliance with Cal TB 133.

Fire Code Seating Upholstery Matrix

Fire Code Seating Upholstery Matrix

Seating Upholstery: Availability of Fire Code Treatment

▶ See page 63 for Wood Seating.

Tip: For the most up to date availability information, please check the COM website for testing results on steelcase.com.

Legend

- = Not available
- = Available
- = Available with exceptions
- ◻ = Untested
- EL = Elmosoft leather
- L = Leather
- E = Established
- ⊕ = Global palette
- ▶ See specification guide for details.

	Price Group	Amia 482 Series - 3D Knit	Amia 482 Series	Amia 482 Series - 3D Knit, Sewn	Amia 482 Series - Sewn	cobi 434 Series - Connect 3D	cobi 434 Series - Connect 3D, Sewn	Gesture 442 Series - Non-Sewn	Gesture 442 Series - Sewn	Gesture 442 Series - 3D Knit, Non-Sewn	Jersey Series - Jersey Mesh	Jersey Series - Sewn	Leap 462 Series - 3D Knit	Leap 462 Series	Leap Plus 462 Series - 3D Knit	Leap Plus 462 Series	Leap 462 Series - 3D Knit, Sewn	Leap 462 Series - Sewn	Leap Plus 462 Series - 3D Knit - Sewn	Leap Plus 462 Series - Sewn	Leap 464 WorkLounge and Ottoman Series	Move 490 Series	QIVI 428 Series - QIVI Net	QIVI 428 Series - QIVI Net, Sewn	Think 465 Series - 3D Knit Back, Sewn Seat	Think 465 Series - Uph Back, Sewn Seat	Think 465 Series - Sewn Back, Sewn Seat	
Bo Peep	5	■	■	•	•	•	■	•	■	◻	•	•	■	■	■	■	•	•	•	•	•	E	■	■	■	■	■	•
Brisa	6	◻	■	•	◻	•	◻	•	◻	◻	•	•	◻	◻	•	•	◻	■	◻	◻	◻	•	■	■	■	■	■	•
Buzz2 ⊕	1	■	■	•	◻	•	■	•	■	◻	•	•	■	■	■	■	•	•	•	•	•	•	■	■	■	■	■	•
Chainmail	2	■	■	•	•	■	•	■	■	◻	•	•	■	■	■	■	•	•	•	•	•	•	■	■	■	■	■	•
Cogent: Connect ⊕	2	■	■	•	•	■	•	■	■	◻	•	•	■	■	■	■	•	•	•	•	•	•	■	■	■	■	■	•
Cogent: Geode Seating E	2	■	■	•	•	■	•	■	■	◻	•	•	■	■	■	■	•	•	•	•	•	•	■	■	■	■	■	•
Cogent: Geode Vertical E	2	■	■	•	•	■	•	■	■	◻	•	•	■	■	■	■	•	•	•	•	•	•	■	■	■	■	■	•
Cogent: Trails	2	■	■	•	•	■	•	■	■	◻	•	•	■	■	■	■	•	•	•	•	•	•	■	■	■	■	■	•
Crosswalk E	2	■	■	•	•	■	•	■	■	◻	•	•	■	■	■	■	•	•	•	•	•	•	■	■	■	■	■	•
Elmorustical Leather	NA	◻	◻	•	•	•	•	•	•	•	•	•	•	•	•	•	•	•	•	•	•	•	◻	◻	•	•	•	•
Elmosoft Leather	EL	◻	•	•	◻	•	•	■	■	◻	•	•	•	•	•	•	■	■	■	■	•	•	◻	•	■	■	■	■
Gaja — C2C ⊕	3	■	■	•	•	■	•	■	■	◻	•	•	■	■	■	■	•	•	•	•	•	•	■	■	■	■	■	•
Imperma	3	◻	◻	•	•	◻	•	◻	◻	◻	•	•	◻	◻	◻	◻	•	•	•	•	•	•	◻	◻	•	•	•	•
Jacks E	1	■	■	•	◻	•	■	•	■	◻	•	•	■	■	■	■	•	•	•	•	•	•	■	■	■	■	■	•
Jersey Black	NA	◻	◻	•	•	•	•	•	•	•	•	•	•	•	•	•	•	•	•	•	•	•	◻	•	•	•	•	•
Steelcase Leather	L	◻	◻	•	■	•	■	■	■	◻	•	•	•	•	•	•	■	■	■	■	•	•	◻	•	■	■	■	■
Link	1	■	■	•	◻	•	■	•	■	◻	•	•	■	■	■	■	•	•	•	•	•	•	■	■	■	■	■	•
Nitelights	2	■	■	•	•	■	•	■	■	◻	•	•	■	■	■	■	•	•	•	•	•	•	■	■	■	■	■	•
Playground E	1	■	■	•	•	■	•	■	■	◻	•	•	■	■	■	■	•	•	•	•	•	•	■	■	■	■	■	•
Redeem	3	■	■	•	•	■	•	■	■	◻	•	•	■	■	■	■	•	•	•	•	•	•	■	■	■	■	■	•
Remix ⊕	5	■	■	•	•	■	•	■	■	◻	•	•	■	■	■	■	•	•	•	•	•	•	■	■	■	■	■	•
Retrieve	3	■	■	•	•	■	•	■	■	◻	•	•	■	■	■	■	•	•	•	•	•	•	■	■	■	■	■	•
Seating Vinyl E	2	◻	◻	•	■	•	■	•	◻	◻	•	•	•	•	•	•	■	■	■	■	•	•	■	■	■	■	■	•
Spyder	2	■	■	•	◻	•	■	•	■	◻	•	•	■	■	■	■	•	•	•	•	•	•	■	■	■	■	■	•
Stand In	2	◻	◻	•	◻	•	◻	•	◻	◻	•	•	•	•	•	•	•	•	•	•	•	•	◻	•	◻	•	•	•
Steelcut Trio ⊕	7	■	■	•	•	■	•	■	■	◻	•	•	■	■	■	■	•	•	•	•	•	•	■	■	■	■	■	•
Texel	3	◻	◻	•	•	◻	•	◻	◻	◻	•	•	◻	◻	◻	◻	•	•	•	•	•	•	◻	◻	•	•	•	•
Zoe2 E	2	■	■	•	◻	•	■	•	■	◻	•	•	■	■	■	■	•	•	•	•	•	•	■	■	■	■	■	•

Amia 482 models meet fire code requirements only when specified with fully adjustable arms or armless.

Cachet models meet fire code requirements only when specified with 6205 Black plastic.

cobi 434 Series fire code models are available in the following Connect 3D colors only: 5021 Blue Jay, 5023 Wasabi, 5025 Graphite, 5026 Licorice, 5027 Malt, and 5028 Root Beer.

Move models meet fire code requirements only when specified with 6205 Black or 6249 Platinum Solid plastic.

3D Knit upholstery is available only on models with 3D Knit back.

Leap 462 models meet fire code requirements only when specified with fully adjustable arms or armless.

Think 465 models meet fire code requirements only when specified with fully adjustable arms or armless.

Fire Code Seating with Select Surfaces Textiles or COM

The Fire Code Seating option is available on certain chairs with Select Surfaces Textiles or COM.

Fire code approval is based on chair model and specific textile combinations.

To find out if a specific Select Surfaces Textile or COM is FCS approved on a Steelcase seating product, check the COM Web site at steelcase.com/customsurfaces.

Due to the many different combinations of fabric contents and changes that could be made by Steelcase to seating models, fabrics that have been previously approved for fire code may need to be re-tested for qualification.

For complete information about specifying Select Surfaces Textile or COM on FCS modified chairs, call your Steelcase COM consultant at 616.475.2426 or fax inquiries to: 616.698.4700. Please provide the following information about your Select Surfaces Textile or COM when making an inquiry:

- Supplier and fabric name
- Flammability testing
- Topical treatments
- Fabric weight
- Fiber content of the fabric
- Seating model number intended for application

The price for the FCS modification with Select Surfaces Textile or COM is \$71 U.S. on all non-wood seating units and \$71 U.S. on all wood seating units. Please add the price to Price Group COM column within each Steelcase price list.

FCS Testing

Please submit a COM Application Testing Request form for FCS evaluation prior to sending any fabric. A COM consultant will contact you with more information.

Yardage requirements will vary per chair test. If your material requires FCS testing, submit a completed COM application Testing Request form and material to:

Steelcase Inc.
Attn: COM Testing
901 44th Street
Grand Rapids, MI 49508

\$700 net testing fee is required for a full scale chair burn test. FCS testing leadtime is 3-4 weeks.

Flame Retardance of COM Fabrics

Steelcase assumes no liability for COM fabrics with a flame-retardant finish and recommends that samples of the fabrics in question be submitted to the proper authority for certification.

If a flame-retardant finish is required, please advise your Steelcase Sales Services representative or regional office of the following information:

- Flammability code that must be passed
- Application of the fabric to be finished (i.e., upholstery, wall, panel, etc.)
- Weight of the fabric
- Need to apply other chemicals to the fabric (i.e., soil repellents)
- Type of backing
- Yardage requirements

With this information, Steelcase can contact the appropriate outside finisher and generate a quote. Treatment prices vary with quantity and fabric selection.

Established and Transitional Surface Materials

What are Established Surface Materials?

Established surface materials include popular hard surfaces and textiles from previous Steelcase surface materials programs. These surface materials are available to customers that have standardized on these finishes.

Finishes in the Established category may not be available across all materials or product lines. Please refer to the product specification guides for availability by product.

What are Transitional Surface Materials?

This *Transitional* section contains surface materials that are being **maintained for existing customers only** and are likely to be phased out over time. It is expected that each of these Transitional items will enter the existing deletion process when and if a decision is made to discontinue production. These surface materials are indicated with a **⏸**. Surface materials that have a specific culling date are indicated with an **ⓧ**, followed by the last order entry date. A list of surface materials identified for deletion is included on Product Info. See the “Culling List With Alternatives.” Product Info is an electronic collection of specification guides in Acrobat PDF (Portable Document Format). With Product Info, you can scan, search, and print any page on virtually any computer. You can access these files at the steelcase.com web site or village.steelcase.com. **New customers or existing customers with new projects should be selecting other surface materials.**

The idea is to give you—our customers, designers, specifiers, and dealers—additional time to prepare for change. With this kind of advance notice, we'll be able to help you:

- make smooth transitions to alternative selections
- avoid selections that may be phased out over time
- be more informed and confident about the long-term plans for our surface materials

Established Surface Materials

Paint	126
High-Pressure Laminate	126
Low-Pressure Laminate	126
Coating	126
Wood	126
Plastic	126
Seating Upholstery	126
Vertical Surface Fabric	126
Laminate Edge Trim	127

Transitional Surface Materials

Paint	128
Low-Pressure Laminate	128
Coating	128
Wood	128
Vertical Surface Fabric	128
Seating Upholstery	128
Other Upholstery	128

Transitional Edge Trim Finishes

129

Established Surface Materials

Paint

Price Group 1

Textured Paint

- 7236 Fog **E**
- 7237 Slate **E**

Price Group 2

Paint

- 0835 Black **E**
- 4604 Driftwood **E**
- 4700 Warm White **E**

Price Group 2

Metallic Paint

- 4752 Steel Metallic **E**
- 4788 Gold Dust Metallic **E**

High-Pressure Laminate

Fiber Laminate

- 2851 Rhyme Fiber **E**

Micro Laminate

- 2923 Shadow Micro **E**

Solid Laminate

- 2722 Cream **E**
- 2759 Warm White **E**
- 2811 Mist **E**

Speckle Laminate

- 2822 Woodrose Speckle **E**

Woodgrain Laminate

- 2539 Warm Oak **E**
- 2772 Medium Mahogany on Walnut **E**

Low-Pressure Laminate

Solid Laminate

- 275L Warm White LPL **E**

Woodgrain Laminate

- 25L9 Warm Oak LPL **E**

Coating

Miscellaneous Coating

- 4710 Black **E**

Wood

- 3272 QC/OP Amber on Maple **E**
- 3274 QC/FF Amber on Maple **E**
- 3412 FC/OP Natural Cherry **E**
- 3414 FC/FF Natural Cherry **E**
- 3562 FC/OP Linseed on Maple **E**
- 3564 FC/FF Linseed on Maple **E**
- 3572 FC/OP Amber on Maple **E**
- 3574 FC/FF Amber on Maple **E**
- 3582 FC/OP Winter on Maple **E**
- 3612 RC/OP Warm Oak **E**
- 3614 RC/FF Warm Oak **E**

Plastic

Systems Plastic

- 6002 Graphite **E**
- 6246 Warm Oak **E**
- 6607 Woodrose **E**
- 6608 Driftwood **E**
- 6609 Smoke **E**
- 6612 Grey Value 2 **E**
- 6617 Warm Brown V2 **E**
- 6619 Ice **E**
- 6635 Dawn **E**
- 6650 Sodium **E**
- 6651 Tungsten **E**
- 6652 Titanium **E**
- 6653 Solar Black **E**
- 6659 Light Grey **E**
- 6686 Gold Dust **E**
- 6688 Steel **E**
- 6689 Brushed Silver **E**
- 6696 Sterling Metallic **E**

Seating Upholstery

Price Group 1

Buzz2

- 5F01 Camel **E**
- 5F04 Red **E**
- 5F06 Sky **E**
- 5F10 Grape **E**
- 5F11 Eggplant **E**

Jacks

- 5B61 Taupe **E**
- 5B63 Camel **E**
- 5B64 Pewter **E**
- 5B70 Midnight **E**

Playground (Entire Line)

- 5F28 Claret **E**
- 5F29 Chile **E**
- 5F30 Amber **E**
- 5F31 Nut **E**
- 5F32 Blade **E**
- 5F33 Stone **E**
- 5F34 Sky **E**
- 5F35 Navy **E**
- 5F36 Huckleberry **E**
- 5F37 Charcoal **E**

Price Group 2

Cogent: Geode Seating

- 5S47 Coal **E**
- 5S49 Cobalt **E**
- 5S50 Ink **E**

Crosswalk (Entire Line)

- 5F48 Beech **E**
- 5F49 Moon **E**
- 5F50 Berry **E**
- 5F51 Admiral Blue **E**
- 5F52 Moss **E**
- 5F53 Persimmon **E**
- 5F54 Bittersweet **E**
- 5F55 Midnight **E**
- 5F56 Poppy **E**

Seating Vinyl (Entire Line)

- 5801 Topaz **E**
- 5805 Foggy Night **E**
- 5809 Black **E**
- 5810 Forest **E**
- 5812 Navy **E**
- 5813 Currant **E**
- 5814 Leaf **E**
- 5815 Seaside **E**
- 5817 Pebble **E**
- 5818 Spice **E**
- 5819 Thistle **E**
- 5820 Coffee **E**
- 5822 Iris **E**

Spyder

- 5B01 Foggy Night **E**
- 5B04 Peri **E**

Zoe2 (Entire Line)

- 5C90 Eggplant **E**
- 5C91 Aloe **E**
- 5C92 Fiddle **E**
- 5C93 Patina **E**
- 5C94 Peacock **E**
- 5C95 Rain **E**
- 5C96 Grey Flannel **E**
- 5C97 Pebble **E**
- 5C98 Cymbal **E**
- 5C99 Fiesta **E**

Vertical Surface Fabric

Price Group 1

Abacus

- P122 Entasis **E**
- P123 Portico **E**
- P124 Opus **E**
- P125 Cusp **E**
- P126 Artifact **E**
- P129 Atlas **E**

Acadia

- G031 Tin **E**
- G033 Iron **E**
- G039 Silica **E**

Cornice

- P131 Spire **E**

Embrasure (Entire Line)

- P140 Colonnade **E**
- P141 Rotunda **E**
- P143 Baluster **E**

Price Group 2

Amiranté

- 5664 Mink **E**
- 5665 Ivory **E**
- 5666 Silver Frost **E**
- 5677 Moonglo **E**
- 5679 Woodbine **E**

Ashanti Reverse

- 5638 Mink **E**
- 5648 Moonglo **E**
- 5650 Woodbine **E**
- 5654 Quince **E**

Bouquet

- P165 Hosta **E**
- P166 Dundee **E**
- P169 Argenta **E**
- P170 Hoya **E**
- P173 Chamomile **E**

Cogent: Geode Vertical

- 5S32 Canyon **E**
- 5S35 Slate **E**
- 5S36 Cement **E**
- 5S38 Oyster **E**
- 5S41 Sesame **E**

Milano (Entire Line)

- N001 Oyster **E**
- N002 Delft **E**
- N003 Woodland **E**
- N004 Sunshadow **E**
- N005 Olivine **E**
- N012 Teakwood **E**

Regatta (Entire Line)

- 5335 Warm Brown V1 **E**
- 5338 Tan V1 **E**
- D011 Licorice **E**

E = Established

Laminate Edge Trim

Combination of Edging

6045 Medium Mahogany on Walnut **E**

Order Finish Torus Edge Colors 1 mm Edge Color

2C55 6S01 Coffee Solid 6045 Medium Mahogany on Walnut **E**

2K71 6000 Black or 6001 Coffee 6045 Medium Mahogany on Walnut **E**

Transitional Surface Materials

Paint

Price Group 2

Paint

- 4606 Mist ✕10/16
- 4682 Grey V1 ✕10/16
- 4762 Cream ✕10/16
- 4791 Tungsten ✕10/16

Coating

Miscellaneous Coating

- 4710 Black ✕10/16

Wood

- 3102 QC/OP Clear Cherry (aged) ✕4/16
- 3104 QC/FF Clear Cherry (aged) ✕4/16

With the exception of oak, wood tops and table bases in these transitional finishes use flat-cut veneers. Oak veneers are flat cut for tops and rift cut for bases. If oak veneers are specified for both the tops and bases, the same wood finish will be applied to both, resulting in matching wood color but not in grain pattern.

Vertical Surface Fabric

Price Group 2

Acadia

- G034 Pewter ✕10/16
- G041 Brimstone ✕10/16
- G043 Azurite ✕10/16

Cogent: Geode Vertical

- 5S37 Rock ✕10/17
- 5S40 Toast ✕10/17
- 5S42 Ecrú ✕10/17

Cogent: Trails

- 5S30 Amethyst ✕4/16
- 5S84 Jasper ✕4/16
- 5S89 Carnelian ✕4/16

Seating Upholstery

Price Group 1

Jacks

- 5B62 Nutmeg ✕4/16
- 5B65 Rosewood ✕4/16
- 5B66 Plum ✕4/16
- 5B67 Lupine ✕4/16
- 5B68 Lichen ✕4/16
- 5B69 Ocean ✕4/16

Link

- 5A21 Rust ✕10/15
- 5A29 Lichen ✕10/15

Price Group 2

- Cogent: Connect**
- 5S22 Basil ✕10/19

Cogent: Geode Seating

- 5S48 Smoke ✕10/17
- 5S55 Sunset ✕10/17
- 5S57 Thunder ✕10/17

Cricket (Entire Line)

- 5A84 Plum ✕10/16
- 5A85 Camel ✕10/16
- 5A86 Charcoal ✕10/16
- 5A87 Black ✕10/16
- 5A90 Currant ✕10/16
- 5A91 Spearmint ✕10/16
- 5A92 Sky ✕10/16
- 5A93 Midnight ✕10/16
- 5A95 Ocean ✕10/16
- 5A96 Forest ✕10/16

Regis2 (Entire Line)

- 5F18 Black ✕10/16
- 5F19 Cinder ✕10/16
- 5F20 Forest ✕10/16
- 5F21 Elephant ✕10/16
- 5F22 Paprika ✕10/16
- 5F23 Aqua ✕10/16
- 5F24 Pacific ✕10/16
- 5F25 Denim ✕10/16
- 5F26 Cherry ✕10/16
- 5F27 Navy ✕10/16

Spyder

- 5B00 Orchid ✕4/16
- 5B06 Dove ✕4/16
- 5B07 Sage ✕4/16
- 5B09 Topaz ✕4/16

Price Group 3

Hampstead (Entire Line)

- B366 Blue Blue Violet V4 ✕4/17
- B369 Blue Blue Violet V5 ✕4/17
- B389 Red Red Violet V5 ✕4/17
- B395 Grey V5 ✕4/17
- B399 Black ✕4/17
- B423 Clementine ✕4/17
- B424 Butter Cream ✕4/17
- B425 Iris ✕4/17
- B426 Sapphire ✕4/17
- B427 Turquoise ✕4/17
- B428 Navy ✕4/17
- B429 Charcoal ✕4/17
- B430 Spa ✕4/17
- B431 Plum ✕4/17
- B432 Cocoa ✕4/17
- B433 Cork ✕4/17
- B434 Stone ✕4/17
- B435 Metal ✕4/17
- B436 Peridot ✕4/17
- B437 Cactus ✕4/17
- B438 Sycamore ✕4/17
- B439 Candy Apple ✕4/17

Other Upholstery

3D Knit

- 5099 Basil ✕10/19

Connect 3D

- 5022 Basil ✕10/19

✕10/15 = Last order entry
October 18, 2015
✕4/16 = Last order entry
April 17, 2016








✕10/16 = Last order entry
October 16, 2016
✕4/17 = Last order entry
April 16, 2017

✕10/19 = Last order entry
October 20, 2019

■ = Transitional product

Answer Match Edge Trim Finishes for Universal Worksurfaces with 3 mm Edge

Answer match finishes allow Universal Worksurfaces to be ordered with edge finishes that match the default edge colors of Answer.

Order Finish	1 mm Plastic Edge Color	3 mm Plastic Edge Color
6K00 	6041 Natural Walnut	6001 Coffee
6K01 	6036 Medium Cherry	6001 Coffee
6K02 	6034 Natural Cherry	6001 Coffee
6K04 	6037 Winter on Maple	6655 Warm White
6K05 	6038 Blonde on Maple	6000 Black
6K06 	6038 Blonde on Maple	6655 Warm White
6K07 	6045 Medium Mahogany on Walnut	6001 Coffee

 = Transitional product



Resources – The Fine Print

The Fine Print contains information you might want to know (but is not necessarily required to specify).

Care of Surface Materials

Sustainable Cleaning Solutions	132
Vertical Surface Fabrics and Seating Upholstery	132
Vertical Surface Vinyl	132
Fire Code Seating on Molded Foam	132
Leather Upholstery	133
Polyurethane Upholstery	133
Vinyl Upholstery	133
Acrylic	133
Markerboard Writing Surfaces	133
Worksurfaces and Finishes	134

Fabric Treatment

Specification Tools

Surface Materials Binders	136
Samples	137
Sample Ordering – Steelcase Surfaces	137
Sample Ordering Information – Global Palette	137
Sample Ordering – Select Surfaces	138

Who To Call

Steelcase Textiles Cut Yardage Program	140
--	-----

Fabric Sample Return Program	141
------------------------------	-----

Glossary	142
----------	-----

Color Number Index	146
--------------------	-----

Care of Surface Materials

Sustainable Cleaning Solutions

A variety of companies and groups assert that their cleaning products are better for humans and the environment than others. Steelcase has not evaluated all of these claims, but believes that Green Seal (www.greenseal.org) is one good source for identifying sustainable cleaning solutions. Green Seal is an independent nonprofit organization with experience in certifying products and services that are sustainable. When searching the site, use GS-37 as the life cycle-based sustainability standard.

Vertical Surface Fabrics and Seating Upholstery

Remove as much soil or staining material as possible by carefully vacuuming, brushing, or scraping with a dull instrument.

Cleaning codes apply only to the outer part of your fabric. Do not over-wet the fabric! If you do, you may damage the upholstery's filling materials.

Special finishes or laminations, such as a protective coating (e.g., C-1™) or a flame-retardant treatment, may modify a fabric's cleaning code due to the adhesive type used in lamination (e.g., "WS" code may change to "S" or "W" code).

W – Clean only with water-based shampoo or foam upholstery cleaner. (Water-based cleaning agents are often sold as upholstery shampoo. They are usually sold as foams, concentrated liquids, and dry compounds. Do not over wet. Do not use dry cleaning solvents. Pile fabric may require brushing to restore its appearance. Remove cushion covers to launder.

S – Clean only with dry cleaning solvent. Do not saturate. Do not use water. Remove cushion covers to launder.

WS – Clean with a mild detergent shampoo, foam, or dry cleaning solvents. Do not saturate with liquids. Pile fabric may require brushing to restore its appearance. Remove cushion covers to launder.

X – Do not clean with either water or solvent-based cleaner. Use only vacuuming or light brushing.

Cleaning Code W

Follow these directions for removing water-borne, non-greasy soil or stains (such as coffee, milk, soft drinks, fruit juices, washable ink, etc.):

1 Gently apply a water-based cleaner, that is specifically made for cleaning fabric, to the soiled area using a clean cloth or sponge, such as an upholstery shampoo.

2 Work the cleaner into a lather or foam, if possible, to minimize soaking the fabric. Using light brushing motions, work from the outside of the soiled area toward the center to prevent rings.

3 Allow fabric to dry completely, then vacuum thoroughly.

Cleaning Code S

Follow these directions for removing oil-borne soil or stains (such as salad dressing, grease, lipstick, ball-point ink, etc.):

1 Gently apply a dry-cleaning fluid to the soiled area using a dampened, clean cloth or soft-bristle brush.

2 Using quick, light, rubbing or brushing strokes, work from the outside of the soiled area toward the center to prevent rings. Avoid soaking the fabric.

3 Gently blot with a clean, absorbent cloth to soak up and remove dampened soil.

4 Allow fabric to dry completely, then vacuum thoroughly.

Large Areas

When large fabric areas must be cleaned, such as complete panels, it is recommended that you employ a professional cleaning firm that uses a dry-foam upholstery shampoo and an immediate wet pick-up vacuum system, that does not exceed 170F.

Do not steam clean or use other methods that soak or heat the fabric.

Regular and proper maintenance of your upholstery fabric permits less frequent cleaning.

Maintenance is routine, on-going care which reduces soil buildup on a fabric's surface.

Maintenance also includes treating spots and stains promptly.

Vacuum regularly with a proper upholstery attachment to remove air-borne dust and lint thoroughly.

Clean periodically to remove accumulated grime and retain the fabric's original appearance as much as possible.

Clean protective arm covers and head rests so they do not look different from the rest of your upholstery. Promptly treat spots and stains. (An International Fabricare study confirmed the detrimental effects of allowing stains to age, when they could have been successfully removed, if treated immediately. After one week, 20% of stains could not be removed. After 3 weeks, 50% of stains could not be removed. If stain has oxidized, or totally hardened, it forms an insoluble product that cannot be removed). Turn and rotate loose cushions to equalize wear and soiling.

Vertical Surface Vinyl

Remove as much soil or staining material as possible by carefully vacuuming, brushing, or scraping with a dull instrument. Use lukewarm water and mild soap to remove most soil and stains. Work up a thin lather on a clean, damp piece of cheese cloth and rub it gently over the soiled area. Wipe off the soap with a fresh piece of cheese cloth. Finish by wiping with a soft, dry cloth. Never use furniture polishes, oils, solvents, alcohol, varnishes, abrasive cleaners, or ammonia water on leather. Never use furniture polishes, oils, solvents, varnishes, abrasive cleaners, or ammonia water on vinyl. Naphtha or mineral spirits may be used with caution (they are flammable) to remove chewing gum, grease, or other greasy soils and stains that cannot be removed with soap and water.

Fire Code Seating on Molded Foam

Because of the heat application used to adhere the fabric to the foam substrate, do not use steam in cleaning the Fire Code Seating (FCS) fabric. This heat could melt the adhesive and loosen the fabric. Use a dry-shampoo application that has a wet pick-up. A wet pick-up minimizes moisture in the foam that may cause future mildew or breakdown in the foam.

Leather Upholstery

Dusting with a clean, dry cloth is the recommended routine cleaning method for an aniline-dyed, full-grain leather. For spots and spills, wipe excess liquid immediately and let air dry. If necessary, use lukewarm water and mild non-detergent soap, work into a thin lather with a soft cloth, rinse with clean water, and buff to restore luster. The use of any other product could cause reactions with the solvent-free chemicals used in the tanning process.

Part of leather's unique appeal is the sophisticated aging process that occurs over time. Soft, comfort wrinkles can appear upon use and are considered common. Comfort wrinkles are a normal characteristic of leather and are part of the natural qualities and softness that leather provides. Leather has naturally occurring markings from the everyday activities of an animal's life and as a result, some of these markings can show on an upholstered chair. These markings are what give each chair unique character and premium quality.

Polyurethane Upholstery

For regular maintenance, use lukewarm water and mild soap to remove most soil and stain. Do not over-saturate the material with water.

For stubborn stains, remove as much soil or staining from the material as possible by carefully vacuuming or brushing with a dull instrument. Lift most stains with an alcohol-based cleaner. Disinfect using 5:1 water/bleach solution. Thoroughly rinse all cleaning solution residue with water and let air dry. To remove ballpoint pen, address the stain immediately by wiping with isopropyl alcohol (rubbing alcohol). Not all ink stains can be removed.

Never use furniture polishes, oils, solvents, varnishes, abrasive cleaners, or solutions of ammonia and water on polyurethane.

Vinyl Upholstery

Remove as much soil or staining material as possible by carefully vacuuming, brushing, or scraping with a dull instrument. Use lukewarm water and mild soap to remove most soil and stains. Work up a thin lather on a clean, damp piece of cheese cloth and rub it gently over the soiled area. Wipe off the soap with a fresh piece of cheese cloth. Finish by wiping with a soft, dry cloth.

Never use furniture polishes, oils, solvents, alcohol, varnishes, abrasive cleaners, or ammonia water on vinyl. Naphtha or mineral spirits may be used with caution (they are flammable) to remove chewing gum, grease, or other greasy soils and stains that cannot be removed with soap and water.

Acrylic

Dust with a soft, damp cloth or chamois. Clean only with mild soap, detergent and water, or Pledge. **Do not** use window-cleaning fluids, scouring compounds, gritty cloths, leaded or ethyl gasolines, or strong solvents such as alcohol, acetone, carbon tetrachloride, etc. To remove tar, grease, paint, etc., use naphtha or kerosene. Rinse well and dry with a soft, damp cloth or chamois. Polish acrylic by applying a thin, even coating of automobile paste wax with a soft cloth. Do not use a cleaner-wax combination. Remove minor surface scratches by waxing. Remove deeper scratches by sanding lightly with 400-grit, "wet or dry" sandpaper and buffing with a clean, muslin wheel dressed with a good grade of fine-grit buffing compound. A ¼" electric drill with a 4" buffing wheel has sufficient RPMs. Buff lightly with a clean cotton flannel or jersey cloth.

Avoid aromatic solvents and abrasives. Acrylic is combustible, so observe fire and safety procedures appropriate for compatible forms of wood. Do not expose to excessive heat or flame.

Markerboard Writing Surfaces

Use dry erase markers only. Remove dry-erase markings with a markerboard eraser or soft cloth as often as possible. Change erasers, as they become dirty. Dirty erasers will leave ink residue on the surface.

For daily cleaning, or as needed, use a dry erase cleaner, or a non-abrasive household cleaner, such as glass cleaner. This may be done with a soft cloth or sponge. Dry the surface with a soft cloth prior to writing. All markings should be removed weekly.

Caution:

- Do not use permanent markers on markerboard surfaces. In the event a permanent marker is used, removal of markings may be attempted by using dry erase cleaner, or by writing over the marking with a dry erase marker and erasing with a markerboard eraser or soft cloth.
- Do not use abrasive cleaners or solvent type cleaning solutions, such as Ketones (Acetone, MEK, etc.) lacquer thinner, nail polish remover, etc. because they may remove the finish from the markerboard surface.

Worksurfaces and Finishes

For all laminate tops, painted and plated metals, and plastics

Wiping with a damp cloth will remove general soiling and water-borne stains. If needed, use a hard-surface, all purpose cleaner such as Formula 409, Fantastic, Top Job, Mr. Clean, etc. Follow the manufacturer's instructions for general purpose cleaning. To prevent staining, ink should be removed as soon as possible. Do not use paint thinners, naphtha, or solvent-based fluids. To fill scratches in woodgrain laminate tops, use an oak, walnut, or mahogany putty stick which can be purchased at paint supply and hardware stores.

Clean metal finishes with a non-abrasive cleaner. Apply the cleaner sparingly, making sure that it does not come into contact with any wood surface. Wipe the hardware dry with a clean, soft cloth.

Protecting Wood Surfaces

Use desk pads and coasters to help protect the finish against dents, scratches, moisture and hot and cold liquids. Do not use desk pads that have plastic backing. Use felt or leather pads on the bottoms of office equipment and accessories. Periodically move desk accessories and other objects kept on the worksurface to ensure even aging. Lift objects when you move them, instead of pulling or pushing them across the surface, to avoid scratching the surface. Avoid leaving vinyl binders on worksurface for long periods. If you use a protective glass top, insert felt pads between the glass and the worksurface, to create an air space and allow the wood to breathe. Keep your furniture away from direct sunlight. Avoid extreme temperatures and humidity. Maintain temperatures between 60 and 80 degrees Fahrenheit and humidity levels between 30 and 50 percent.

Cleaning Wood Surfaces

Keep a supply of soft, clean, absorbent cloths handy for wiping up spills and regular dusting. To dust, wipe with a slightly damp, soft cloth, using another soft cloth to dry. Always wipe the surface in the direction of the woodgrain. Use a quality cleaner or flax soap formulated especially for use on wood surfaces. Do not use oils or ammonia. Dilute the cleaner as directed by the manufacturer. Dampen but do not saturate a soft cloth with the diluted cleaning solution. Wipe the surface in the direction of the woodgrain to remove dirt and fingerprints. Wipe the surface clean with a soft, dry cloth. Quality spray wax may be applied sparingly twice a year. Excessive waxing may result in a wax build-up which feels sticky and attracts an unusual amount of dirt. For information about how to remove this wax, contact your facilities department or Steelcase dealer. Wood is a "forgiving" material which can usually be repaired. If your worksurface is damaged, call your facilities department or Steelcase dealer.

Maintenance Contract

Many Steelcase dealers offer maintenance contracts for your convenience. Contact your dealer for more information.

Soil Retardant – Steelcase Surfaces

Soil retardants are treatments that provide long-term soil and stain resistance to a fabric without affecting the shade or integrity of the fabric.

The following Steelcase Textiles are available pre-treated with soil retardant. (You do not need to select the soil retardant option for these fabrics and incur the \$22 upcharge.)

Jacks
Link
Spyder

Soil retardant treatment is available on other Steelcase seating fabrics at an additional \$22 U.S. per seating unit. To order this option, please select “Soil Retardant Treatment” under “Optional Accessories”. For soil retardant availability, see the *Seating Upholstery Technical Information*.

▶ See page 86

Soil Retardant – Select Surfaces

For soil retardant treatment on Designtex patterns in the Select Surfaces offering, go to the Designtex section of steelcase.com/selectsurfaces.

Soil Retardant – COM

For soil retardant treatment on COMs, please select “Soil Retardant Treatment” under “Optional Accessories.” Minimums or additional yardage may be required. Please contact the vendor directly for specific information. Extended leadtimes may be necessary for this service.

Contact

For Steelcase fabrics, contact your Steelcase Sales Service representative at 1.888.STEELCASE (1.888.783.3522) or send an e-mail to lineone@steelcase.com. For Designtex fabrics, contact your local Designtex sales representative at 1.800.221.1540.

Specification Tools

Specification Tools

The Steelcase Surface Materials Program offers specifiers a collection of tools to help make the process easier.

The seven specification tools are:

- *Surface Materials Reference Manual*
- *Hard Surfaces Binder* (04-0012646)
- *Vertical Surfaces Fabrics Binder* (04-0012645)
- *Seating upholstery Binder* (04-0012644)
- *Architectural Solutions Binder* (04-0012641)
- *Samples*

Surface Materials

Binders ▶ Page 136

Samples ▶ Page 137

Surface Materials Not Sampled ▶ Page 137

Commercial Match ▶ Page 137

How to Order Samples ▶ Page 137

Surface Materials Binders

The Surface Materials Binder Set (04-0012633) is a part of the corporate binder program and includes everything you need to know about Surface Materials. Three binders are included in this set.

Swatch cards are reference cards that contain samples of the complete color line for a surface material.

Steelcase Hard Surfaces Binder (04-0012646)

This binder includes the *Sampling Reference Manual* (S8190) and the *Surface Materials Reference Manual*.

Steelcase Finishes

- Includes all swatch cards available for hard surfaces:
 - 12-0000059 Accent Paint
 - 12-0000383 Coating
 - 08-0000118 Established Paint/Plastic
 - 10-0000199 Fiber Laminate
 - 10-0002049 Metals and Accessory Paint
 - 10-0002596 Micro Laminate
 - 12-0000069 Paint
 - 10-0002597 Patina Laminate
 - 12-0000055 Seating Plastic
 - 12-0000060 Signature Plastics
 - 07-0000253 Solid Laminate
 - 10-0002598 Speckle Laminate
 - 12-0000056 Systems Plastic
 - 12-0000071 Wood
 - 13-0000094 Woodgrain Laminate

Steelcase Textiles Vertical Surfaces Binder (04-0012645)

This is where you will find the table of contents, reordering information sheets, and the Sample Listing (S8190).

Vertical Surface Fabrics

- Includes all swatch cards available for vertical surface fabrics:
 - 13-0000136 Alloy
 - 14-0000145 Bariolage
 - 13-0000154 Boccie
 - 12-0000674 Buzz2
 - 13-0000152 Charm
 - 13-0000165 Flip Collection: Orbit, Plain Jane, TexHex
 - 13-0000198 Fresco
 - 13-0000187 Lapel
 - 13-0000133 Optic
 - 12-0000672 Pianista
 - 13-0000153 Rhythm
 - 13-0000560 Sprite
 - 13-0000131 Tinsel

Steelcase Seating upholstery Binder (04-0012644)

This is where you will find the table of contents, reordering information sheets, and the *Sampling Reference Manual* (S8190).

Seating upholstery

- Includes all swatch cards available for seating upholstery:
 - 13-0000097 3D Knit
 - 13-0000562 Bo Peep
 - 13-0000167 Brisa
 - 12-0000674 Buzz2
 - 15-0000002 Chainmail
 - 13-0000180 Cogent: Connect
 - 13-0000189 Cogent: Trails
 - 12-0000673 Connect 3D
 - 13-0000186 Crosswalk
 - 12-0000380 Gaja – C2C
 - 14-0000239 Imperma
 - 13-0000155 Jacks
 - 13-0000132 Link
 - 13-0000529 Nitelights
 - 13-0000558 Playground
 - 13-0000178 QiVi Net
 - 14-0000183 Redeem
 - 12-0000381 Remix
 - 13-0000177 Reply Air Mesh
 - 14-0000183 Retrieve
 - 12-0000382 Steelcut Trio
 - 14-0000239 Texel
 - 13-0000561 Zoe2
 - 13-0000532 Steelcase Leather
 - 12-0000671 Elmosoft Leather
 - 15-0000018 Stand In

Steelcase Architectural Surfaces Binder (04-0012641)

This binder includes everything you need to know about surface materials for Architectural Solutions. Includes the following:

- Paint/Plastic 10-0002595
- Paint 12-0000069
- Wood 12-0000071

Information includes Availability Matrices, Architectural Details, and Brochures.

Samples



3" x 3" samples show actual materials and colors for hard surfaces.

3" x 3" samples, 7" x 8" textile memo samples, and additional sizes of hard surface samples can be ordered through Steelcase Advertising Stock. Not all surface materials are available as memo or 3" x 3" samples. Check the *Sampling Reference Manual* (S8190) for more information. This catalog is included in the *Surface Materials Binders*.

Surface Materials Not Sampled

Metals and coatings are only shown on swatch cards.

Commercial Match

Every attempt will be made to provide product-to-product commercial match. Color, texture, and finish of the production material may vary from swatch sample.

Sample Ordering Information – Steelcase Surfaces

Dealers may place orders online through AdStock at village.steelcase.com or by phone. AdStock lists every Surface Materials Merchandising Tool that Steelcase currently produces. If you still have questions after reviewing this catalog, call 1.800.784.0358 (8:00 a.m.– 5:00 p.m. ET, Monday – Friday) to talk to a Customer Service Representative.

Before Ordering:

Please make sure you have all of the pertinent information needed to order Surface Materials Merchandising Tools.

1. Look up the item description and item number.
2. Decide where and how you want the order shipped.
3. Have your purchase order number available.
4. Have your SAP account number or Cost Center number available.

Order Processing:

Standard orders are processed the same day when received by 6:00 p.m. ET, Monday – Friday (except holidays). Non-standard orders and orders received after 6:00 p.m. ET will be processed the next business day.

Online Orders:

1. Go to village.steelcase.com.
2. Enter User ID and Password.
3. Click on *Surface Materials – AdStock*.
4. Click on *Surface Materials* in the menu bar, click on the type of material, and find the item you need. You can also search by brand, or use the search box to find items.
5. Enter quantity and add items to your cart.
6. Proceed through checkout when your order is complete. If you need to leave the site for some reason, the items will stay in your cart so you can resume shopping later.

Phone Orders:

1. Follow the “Before Ordering” instructions.
2. Call 1.800.784.0358 or 616.772.5011 to place your order.

Prices

All sample prices are in U.S. dollars. Exchange rate conversions will occur during the invoicing process.

Shipping

All orders will be shipped via FedEx. Shipping charges are calculated by weight (item weight plus 0.5 pound for packaging materials). All charges are added to the invoice. Please note: we cannot ship to a Post Office Box.

Canceling an Order

You may submit a request to cancel an order through the Marketing Communications Web site by clicking on Order History under My Account. If the order has not been processed, it will be canceled and you will receive notification.

Return Policy

Some surface material items can be returned for credit. Please see page 141 of this reference manual for details.

Sample Ordering Information – Global Palette

For samples of finishes offered in the global palette, contact your local Steelcase sales representative.

**Sample Ordering Information –
Select Surfaces**

Designtex

To order samples of Designtex textiles, please contact Designtex at 1.800.221.1540 or go to designtex.com.

Gabriel

To order samples of Gabriel textiles, please contact Gabriel at +45.9630.3100 or go to http://www.gabriel.dk/textiles/steelcase_select/

Kvadrat

To order samples of Kvadrat textiles, please contact Kvadrat at +45.8953.1831 or go to <http://kvadrat.dk> or email Marianne Nielsen at man@kvadrat.org.

Pollack

To order samples of Pollack textiles, please contact Pollack at 212.627.7766 or go to pollackassociates.com.

Accent Paints

To order samples of Accent Paints:

1. Go to village.steelcase.com.
2. Enter User ID and Password.
3. Click on Surface Materials – AdStock.
4. Click on Surface Materials in the upper navigation, click Hard Surfaces, then click Accent paint to find the item you want, or click in keyword search in the upper right corner and enter the item number you want.
5. Enter quantity and add items to your cart.
6. Proceed through checkout when your order is complete. If you need to leave the site for some reason, the items will stay in your cart so you can resume shopping later.

Signature Plastics

To order samples of Signature Plastics:

1. Go to village.steelcase.com.
2. Enter User ID and Password.
3. Click on Surface Materials – AdStock.
4. Click on Surface Materials in the upper navigation, click Steelcase, click Plastics, then click Signature plastic to find the item you want, or click in keyword search in the upper right corner and enter the item number you want.
5. Enter quantity and add items to your cart.
6. Proceed through checkout when your order is complete. If you need to leave the site for some reason, the items will stay in your cart so you can resume shopping later.

Composite Veneers

To order samples of Composite Veneers:

1. Go to village.steelcase.com.
2. Enter User ID and Password.
3. Click on Surface Materials – AdStock.
4. Click on Surface Materials in the upper navigation, click Hard Surfaces, click Wood, next click Composites to find the item you want, or click in keyword search in the upper right corner and enter the item number you want.
5. Enter quantity and add items to your cart.
6. Proceed through checkout when your order is complete. If you need to leave the site for some reason, the items will stay in your cart so you can resume shopping later.

This list lets you know who to call when you have questions concerning specific programs:

Steelcase Textiles Cut Yardage

Contact a Steelcase Textiles cut yardage administrator for the following information regarding the purchase of Steelcase Textiles by the yard: (cut yardage is available for purchase in full yard increments only)

- Ordering procedures

Phone: 616.475.2426

Questions regarding your cut yardage purchase orders should be asked of your Steelcase SFT Representative.

Designtex

Contact Designtex for the following information:

- Samples of Designtex fabrics
- Designtex products

Phone: 1.800.221.1540

Fax: 212.886.8179

Web: Designtex.com

Mailing address

Designtex
200 Varick Street
8th Floor
New York, NY 10014

Gabriel

Contact Gabriel for the following information:

- Samples of Gabriel fabrics
- Gabriel products

Phone: +45.9630.3100

Web:

http://www.gabriel.dk/textiles/steelcase_select/

Kvadrat

Contact Kvadrat for the following information:

- Samples of Kvadrat fabrics
- Kvadrat products

Phone: +45.8953.1831

Web: <http://kvadrat.dk>

Email: Marianne Ankjaer Nielsen at man@kvadrat.org

Pollack

Contact Pollack for the following information:

- Samples of Pollack fabrics
- Pollack products

Phone: 212.627.7766

Web: PollackAssociates.com

Mailing address

Pollack
150 Varick Street
New York, NY 10013

Fabric Treatment

Contact your Steelcase Sales Service Representative:

Phone: 1.888.STEELCASE (1.888.783.3522) or send an e-mail to lineone@steelcase.com.

Other Questions

If you have a problem, question, or request, call your local dealer or Steelcase at 1.888.STEELCASE (1.888.783.3522) or send an e-mail to lineone@steelcase.com, for immediate action by people who want to help you. Outside the U.S.A., Canada, Mexico, Puerto Rico, and the U.S. Virgin Islands, call 616.247.2500. For information about Steelcase, the name of your nearest Steelcase dealer, or for product literature, call 1.800.333.9939, or visit our Web site at steelcase.com.

Steelcase Textiles Cut Yardage Program

Steelcase Textiles are available for purchase by the yard, in addition to being ordered on Steelcase products. All orders can be placed through Hedberg. The most current dealer/price list can be found on village.steelcase.com under Surface Materials Program, Textiles.

Ordering Procedure

When Placing an Order

Please provide the following information to place an order:

- Specify fabric part number and color number from the SCY catalog
- Yardage required (Fabric is sold only in full yard increments. Leather is sold by the square foot.)

Order Information

Dealer prices are your net cost. This price list gives the approximate size of the repeat. Allowance for slight variations should be made when calculating yardage requirements. Discontinued items not appearing in this price list may still be in stock in limited quantities. Larger orders may be available on a special order basis. Selected fabrics and/or leathers are sold on a non-cancelable basis.

Shipping Information

Your cut yardage order will ship in a 10 day leadtime, observing a service parts schedule. Please check order status on the Village for shipping information or use Webtracks. There is no freight cost for cut yardage orders unless specific shipping terms are requested.

Terms and Conditions

Terms are 1% per 15 days, net 30 days. No discounts are allowed on freight or sales taxes. If you order has been cut or shipped, cancellations cannot be accepted. Subsequent restocking charges of up to 35% are applicable on all cancellations or returns. It is the customer's responsibility to determine code compliance confirmation if a product is ultimately used in a way other than it was originally intended to be used by Steelcase Textiles (e.g., upholstery fabric used as a wallcovering).

Returns

No returns will be accepted without a written authorization. All claims must be submitted via LASER. Claims will not be accepted on any merchandise which has been cut or processed in any way by the purchaser or purchaser's agent. Claims for reasons other than Steelcase Textiles' responsibility, if accepted, are subject to a restocking charge of 35%. The party returning the product is responsible for arranging the return of the product and all

associated freight costs. Leather orders are non-cancelable and hides cannot be returned. Credit will not be issued unless the fabric is received within 30 days of the date of written authorization. Under no circumstances will cuts of less than 10 yards be accepted for return.

Canadian Pricing

The Canadian Dealer prices listed are in Canadian dollars, and are all inclusive. These prices include freight, duty, and brokerage fees.

Contact

International Destinations

Orders destined for ports of embarkation or for destinations outside Canada or the United States, please contact Steelcase International at:
Phone: 616.246.4700
Fax: 616.246.4040

Contact Information

Steelcase Textiles
Phone: 616.475.2426

The Fabric Sample (memo) Return Program is available for both seating and panel textiles. As long as memo samples are in a condition that is appropriate for reuse, credit can be applied for the return. To access the program, visit the Surface Materials drop down section of AdStock on village.steelcase.com.

The program is intended to improve the cost and efficiency of our sample program by offering a more sustainable option for recycling fabric memo samples. This program will not only reduce the amount of memo samples that are ultimately discarded, but it can also reduce the cost of sales samples by offering a credit for returned samples.

How the Program Works

1. Review the list found on the AdStock Returns page of village.steelcase.com to ensure your returns qualify for the program.
2. Complete the “memo return” form and print the pre-paid shipping label.
3. Steelcase’s order fulfillment house will receive the package and schedule the samples for quality inspection.*
4. Products meeting the inspection criteria (see below) will be returned to inventory, followed by a credit to your account. Products that do not meet the inspection criteria will be appropriately recycled with no credit given.
5. Inspection and credits may take up to 6 weeks to process.
6. This program is currently available to customers based in the United States. We are working to expand the program to include other countries.

**Note: In order to improve the efficiency of the program, memo returns will be scheduled for inspection using a batch process. Credit could be delayed several weeks from the time of the quality inspection.*

Inspection Criteria

- Product must be listed on the approved program list. For a complete list, visit the AdStock Returns section of village.steelcase.com.
- Product must be clean and free from damage.
- Fabric shall be free from wrinkles, creases, tears, and blemishes.
- Labels shall be free of soil, bends, and creases.

Contact

For questions, visit the Fabric Sample Return Program on the Surface Materials drop down section of AdStock on village.steelcase.com, send an email to steelcase@thbred.com, or call 800.784.0358.

Glossary

Words in bold type are also defined in the glossary.

Abrasion resistance

The ability of a textile or other surface material to withstand rubbing and abrasion without loss of original color or other physical properties.

Abrasion tests

Tests performed on surface materials, usually textiles, to determine their resistance to rubbing, abrasion, scuffing and other forms of wear. Steelcase textiles are tested with the Wyzenbeek and Taber abrasion tests.

▶ Pages 74 and 75

Absorbency

A measurement of a textile's ability to absorb liquid, in terms of both the amount that can be absorbed and the rate of absorption.

Across Roll Pattern Cutting

When a fabric is used horizontally from the roll for pattern cutting.

Anti-microbial

Having the ability to inhibit the growth of, or destroy, microorganisms.

Application direction

The direction the fabric will appear once applied to Steelcase products (i.e., warp vertical or warp horizontal).

Backing

A material or coating on the back of a textile that reduces fraying, **raveling** or slippage and helps the textile retain its shape.

COM or Customer's Own Material

Steelcase chairs may be ordered with any special fabric of the customer's choice that meets basic requirements of size and manufacturing applicability.

▶ Page 97

Commercial match

A match or slight variation from product to product. This means that production materials may vary slightly in color, texture, and finish.

▶ Page 137

Composite veneer

An engineered veneer intended to create consistent grain patterns and characteristics.

Crêpe

A woven textile without a visible **pattern repeat** that has a pebbled or grained surface.

Crocking

The transfer of color or dyes from one surface to another by abrasion.

Crossover

The availability of a color in different surface materials (or commodities); also the availability of a color or a surface material on different product lines.

Customiz

Customiz is a program that allows the customer to create a unique color on a specific surface material.

Custom color

A color created in a surface material to meet a customer's specific needs. Only certain surface materials can be custom colored.

▶ Page 102

Cutting direction

The way pattern pieces are cut from a roll of fabric (i.e., vertically or horizontally across the roll).

▶ Page 115

Cut yardage program (Steelcase Textiles)

Steelcase fabrics can be purchased for use in refurbishing, coordination with other furnishings in an environment of products, or application to competitive products through the Steelcase Textiles program.

▶ Page 139

Dobby pattern

A woven textile with a small-scale **pattern** produced on a doobby loom.

Down-Roll Pattern Cutting

The fabric is used vertically from the roll for pattern cutting with selvages left and right. The fabric is used in the direction that it is woven. The same as **woven way** or **warp vertical**.

Edge band

Material applied to the edge of a table or worksurface.

Fabric treatment

Application of chemicals to a textile surface to improve stain resistance, fire retardancy, abrasion resistance, or other characteristics.

▶ Page 135

Filling (weft)

The horizontal threads of a woven fabric.

Fire resistance

The ability of a material to resist ignition and burning when exposed to flame.

▶ Page 120

Fire retardant chemical

Chemical or chemical compound for which a functional use is to resist or inhibit the spread of fire that is present in any covered product.

Flat cut or flat sliced

A veneer cutting technique that produces a **cathedral grain** pattern. A simple method of making flat, level cuts through the lengths of the veneer log.

Grade level

Another term for **price group**. Steelcase textiles are available in a range of grade levels.

Grain

A description of patterns made in veneer by the wood fibers. Patterns are created by the direction, size, arrangement, color contrast, and quality of the fibers.

Hand

A description of the way a textile feels to the touch and the way it drapes.

Hue

A description of a color's classification such as red, orange, yellow, green, blue, or violet.

Jacquard weave

A textile produced on a jacquard loom. This loom permits each warp thread to be manipulated independently, allowing it to produce textiles with a broad variety of weave patterns and designs.

Laminates

Durable materials that are applied to worksurfaces in order to achieve a smooth surface for a variety of tasks. Laminates can be applied to several surfaces in the office environment.

Lightfastness

The ability of a color to remain true and unfaded after exposure to light.

Memo

A 7" x 8" surface material textile sample.

Natural veneer

Veneer that comes directly from the unprocessed log. Grain patterns are the result of natural tree growth.

Palette

A given range or a set of colors developed for a specific purpose.

Pattern

A design that is woven into the structure of the textile or applied after weaving by dyeing or printing.

Pattern repeat

The measurement, in length and width, of a single unit of a repeating pattern.

PerfectMatch

A program that allows the customer to create a custom paint color for Steelcase products.

▶ Page 101

Piece dye

The process used to dye fabric after it is woven.

Pilling

A form of textile wear in which abraded fibers roll up and appear as small balls on the surface of the textile.

Plain weave

A textile produced using the simplest weave formation. A one up one down warp and filling weave arrangement creates a very simple, plain fabric.

Price group

All Steelcase fabrics are arranged in price groups. They range from price group one through price group ten. Price group one is the least expensive and price group ten is the most. The price group of a fabric is based on the cost to manufacture it.

Quarter cut

A veneer cutting technique that produces a straight grain pattern.

Railroaded Pattern Cutting

When the roll of fabric is horizontal for cutting, with selvages at the top and bottom. If you think of railroad tracks, the selvages represent the long rails, and the ties represent the width of the fabric.

Rift cut

A veneer cutting technique that produces a comb-like straight grain pattern.

Seating upholstery, seating textiles, and seating fabrics

Textiles and other materials that are appropriate for use on seating, including both woven and non-woven (leather and vinyl) upholstery.

Soil retardant treatment

A coating or other treatment applied to a fabric to improve soil and stain resistance.

▶ Page 135

Solid laminate

Laminate that is a single color without a pattern.

Speckle laminate

Laminates with a subtle, random pattern made up of tiny dots of color in varying color values.

Strength

The ability of a textile or yarn to withstand stress without breaking.

Surface material

Any material that can be specified for application to Steelcase products in order to achieve an aesthetic effect. Steelcase surface materials include paint, laminate, wood, vertical surface fabrics, seating

upholstery, systems plastics, seating plastics, seating coating, metals, and other finishes.

Surface Materials Binder Set

Binders containing surface material specification tools. The set includes the Hard Surfaces, Steelcase Textiles Vertical Surface Fabrics, and Steelcase Textiles Seating upholstery Binders.

Swatch

A sample of a surface material that is used as a specification tool and/or on presentation boards.


Taber

A test that establishes whether textiles meet or exceed industry standards for wear. The Taber Abrasion test is used for both seating upholstery fabrics and vertical surface fabrics. The test measurement is given in cycles, which indicate how many abrasive revolutions can be applied to the fabric before the first yarn bundles, or fibers, begin to break. Steelcase fabrics are tested with both the Taber test and the **Wyzenbeek** test to meet all industry standards.

▶ Page 74

Textile

A material that can be used as seating upholstery or for vertical surface applications. In the Steelcase Surface Materials Program the words textile and fabric are used interchangeably.

**3" x 3" sample**

A three inch square sample of a hard surface material that can be used for specification or on presentation boards.

Transitional category

Transitional surface materials are being maintained for existing customers and are likely to be phased out over time.

Tweed

A woven textile characterized by mixed colors and a textured surface caused by the novelty yarns used to make tweed fabrics.

Twill

A woven textile with a distinct diagonal pattern.

Ultraviolet (UV) stability

The fade-resistance of a textile or finish.

Value

The relative lightness or darkness of a color.

Veneer

A thin layer of fine wood that is used as the outer surface material to achieve a wood effect.

Vertical surface fabric

A fabric suitable for use on furniture panels and other vertical surfaces, such as tackboards.

Warp

The vertical threads of a woven fabric.

Weaving

The process of making textiles using a loom. **Filling** (horizontal) threads are run over and under warp (vertical) threads to make a length of woven textile. **Patterns** can be created by using the yarns in different sequences.

Weight

Measurement of textile weight is given in ounces per linear yard and represents the weight of one linear yard of fabric expressed in ounces.

Woodgrain laminates

Laminates that duplicate the colors and patterns of wood veneer.

**Woolen**

Yarns characterized by bulkiness and softness, created by spinning fibers together using the woolen spinning system.

**Worsted**

Yarns characterized by smooth surfaces and luster, created by spinning together long fibers using the worsted spinning system.

Wyzenbeek

A test that establishes whether textiles meet or exceed industry standards for wear. The Wyzenbeek Abrasion test is primarily for seating upholstery fabrics, but it can also be used to test vertical surface fabrics. The test measurement is given in double rubs, which indicate how many abrasions can be applied to the fabric before it begins to show loose threads or other signs of obvious wear. Steelcase fabrics are tested with both this method and the **Taber** Abrasion test, to meet all industry standards.

▶ Page 75

Yarn

Fibers twisted (plied) into a single, continuous thread.

Yarn dyeing

The dyeing of yarns before weaving, which makes it possible to create multicolored textiles.

Color Number Index

0835 Black, Smooth paint	2854 Vellum Fiber, Fiber laminate	3692 Espresso Oak, Wood, Turnstone
2406 Clear Cherry, Woodgrain laminate	2859 Novell Fiber, Fiber laminate	3694 Espresso Oak, Wood
2409 Clear Maple, Woodgrain laminate	2860 Granite Fiber, Fiber laminate	3702 Clear Walnut, Wood
2410 Graphite Walnut, Woodgrain laminate	2861 Coconut Fiber, Fiber laminate	3704 Clear Walnut, Wood
2412 Natural Cherry Version 2, Woodgrain laminate	2862 Stucco Fiber, Fiber laminate	3706 Natural on Walnut Burl, Wood
2422 Medium Cherry, Woodgrain laminate	2883 Seagull, Solid laminate	3707 Autumn on Walnut Burl, Wood
246L Mahogany, Low-Pressure laminate	2884 Milk, Solid laminate	3708 Dark Mahogany on Walnut Burl, Wood
247L Black Version 2, Low-Pressure laminate	2885 Dune, Solid laminate	3709 Sable on Walnut Burl, Wood
24L0 Graphite Walnut, Low-Pressure laminate	286L Fog, Low-Pressure laminate	3712 Natural Walnut, Wood
2511 Winter on Maple, Woodgrain laminate	2870 Blonde Bronze Patina, laminate	3714 Natural Walnut, Wood
2535 Virginia Walnut, Turnstone High-Pressure laminate	2871 Blackened Bronze Patina, laminate	3722 Dark Mhg on Walnut, Wood
2536 Blackwood, Turnstone High-Pressure laminate	2873 Instant Iron Patina, laminate	3724 Dark Mhg on Walnut, Wood
2538 Clear Walnut, Woodgrain laminate	28L2 Charcoal, Low-Pressure laminate	3752 Medium Walnut, Wood
2539 Warm Oak, Woodgrain laminate	2920 Marl Micro, Micro laminate	3754 Medium Walnut, Wood
2592 Blonde on Maple, Woodgrain laminate	2921 Gypsum Micro, Micro laminate	3762 Dark Walnut, Wood
25L1 Winter on Maple, Low-Pressure laminate	2922 Clay Micro, Micro laminate	3764 Dark Walnut, Wood
25L5 Virginia Walnut, Low-Pressure laminate	2923 Shadow Micro, Micro laminate	3772 Med Mhg on Walnut, Wood
25L6 Blackwood, Low-Pressure laminate	2HAT Acacia, Woodgrain laminate	3774 Med Mhg on Walnut, Wood
25L8 Clear Walnut, Low-Pressure laminate	2HAW Ash Wenge, Woodgrain laminate	3832 Figured Anegre, Premium Wood
25L9 Warm Oak, Low-Pressure laminate	2HBW Bisque Wenge, Woodgrain laminate	3842 Figured Makore, Premium Wood
2612 Marbled Maple, Turnstone High-Pressure laminate	2HCW Clay Wenge, Woodgrain laminate	3F6X QC/OP Medium Natural Composite
2614 Chocolate Walnut, Turnstone High-Pressure laminate	2HMG Merle, Solid Laminate	3F8X QC/OP European Walnut Composite
2615 Marbled Cherry Version 2, Turnstone High-Pressure laminate	2HSW Storm Wenge, Woodgrain laminate	3F9X QC/OP Walnut Composite
262L Marbled Maple, Low-Pressure laminate	2L03 Brushed Silver, Low-Pressure laminate	3GAX QC/OP Gold Teak Composite
264L Chocolate Walnut, Low-Pressure laminate	2L09 Clear Maple, Low-Pressure laminate	3GFX QC/OP Rosewood Composite
265L Marbled Cherry, Low-Pressure laminate	2L30 Arctic White, Low-Pressure laminate	3GGX QC/OP Zebrano Composite
267L Marbled Cherry Version 2, Low-Pressure laminate	2L50 Vanadium, Low-Pressure laminate	3GHX RC/OP Dark Cersed Oak Rift Composite
26L1 Natural Cherry Version 2, Low-Pressure laminate	2L52 Tungsten, Low-Pressure laminate	3HGX QC/OP Oak Composite
26L3 Medium Oak, Low-Pressure laminate	2L83 Seagull, Low-Pressure laminate	3HVX QC/OP Walnut Composite
2714 Natural Walnut, Woodgrain laminate	2L84 Milk, Low-Pressure laminate	3JDX FC/OP Oak Composite
2722 Cream, Solid laminate	2L85 Dune, Low-Pressure laminate	3JEX QC/OP Maple Composite
2728 Cloud, Solid laminate	2LAK Clear Oak, Low Pressure laminate	3JFX FC/OP Maple Composite
2730 Arctic White, Solid laminate	2LAT Acacia, Low-Pressure laminate	3JGX QC/OP Cherry Composite
273L Sand, Low-Pressure laminate	2LAW Ash Wenge, Low-Pressure laminate	3JHX FC/OP Cherry Composite
2746 Black, Solid laminate	2LBW Bisque Wenge, Low-Pressure laminate	3JJX FC/OP Walnut Composite
2759 Warm White, Solid laminate	2LCW Clay Wenge, Low-Pressure laminate	4AQ6 Maya Blue, Accent Paint
275L Warm White, Low-Pressure laminate	2LMG Merle, Low-Pressure Laminate	4AQ7 Tangerine, Accent Paint
2772 Medium Mahogany on Walnut, Woodgrain laminate	2LSW Storm Wenge, Low-Pressure laminate	4AQ8 Wasabi, Accent Paint
2811 Mist, Solid laminate	3032 Dark Thin Line Bamboo, Premium Wood	4AQ9 Scarlet, Accent Paint
2820 Coffee Speckle, Speckle laminate	3042 Ash, Wood	4AT7 Concord, Accent Paint
2822 Woodrose Speckle, Speckle laminate	3052 Ribbon Sapele, Premium wood	4AV3 Blue Jay, Accent Paint
2823 Driftwood Speckle, Speckle laminate	3062 Graphite Walnut, Wood	4BG7 Taxi, Accent Paint
2824 Smoke Speckle, Speckle laminate	3064 Graphite Walnut, Wood	4BH7 Canary, Accent Paint
2825 Vanadium Speckle, Speckle laminate	3382 Graphite Walnut, Wood	4BJ9 Sailor, Accent Paint
282L Charcoal, Low-Pressure laminate	3384 Graphite Walnut, Wood	4BQ7 Fuchsia, Accent Paint
2850 Vanadium Fiber, Fiber laminate	3402 Clear Cherry (Aged), Wood	4140 Arctic White Gloss, Metal
2851 Rhyme Fiber, Fiber laminate	3404 Clear Cherry (Aged), Wood	4144 Black Gloss, Metal
2852 Tungsten Fiber, Fiber laminate	3412 Natural Cherry, Wood	4242 Milk, Smooth paint
	3414 Natural Cherry, Wood	4710 Black, Coating
	3422 Medium Cherry, Wood	4728 Nickel, Metallic paint
	3424 Medium Cherry, Wood	4743 Mineral, Metallic paint
	3522 Clear Maple, Wood	4744 Pearl, Metallic paint
	3524 Clear Maple, Wood	4750 Champagne, Metallic paint
	3544 Blonde on Maple, Wood	4752 Steel, Metallic paint
	3572 Amber on Maple, Wood	4788 Gold Dust, Metallic paint
	3574 Amber on Maple, Wood	4798 Sterling, Metallic paint
	3592 Blonde on Maple, Wood	4799 Platinum, Metallic paint
	3602 Desert Oak, Wood	4803 Near Black, Metallic paint
	3604 Desert Oak, Wood	4843 Linen, Architectural paint
	3611 Natural Oak, Wood	4844 Glacier, Architectural paint
	3612 Warm Oak, Wood	4849 Vapor, Architectural paint
	3614 Warm Oak, Wood	4850 Seagull, Architectural paint
		4859 Silk, Architectural paint

5014	Royal Blue, Connect 3D fabric	5634	Parsley, Stand In upholstery	5F31	Nut, Playground upholstery
5015	Coconut, Connect 3D fabric	5635	Scallion, Stand In upholstery	5F32	Blade, Playground upholstery
5016	Turmeric, Connect 3D fabric	5636	Atlantis, Stand In upholstery	5F33	Stone, Playground upholstery
5017	Tangerine, Connect 3D fabric	5638	Mink, Ashanti Reverse fabric	5F34	Sky, Playground upholstery
5018	Scarlet, Connect 3D fabric	5648	Moonglo, Ashanti Reverse fabric	5F35	Navy, Playground upholstery
5019	Concord, Connect 3D fabric	5650	Woodbine, Ashanti Reverse fabric	5F36	Huckleberry, Playground upholstery
5020	Maya Blue, Connect 3D fabric	5664	Mink, Amirané fabric	5F37	Charcoal, Playground upholstery
5021	Blue Jay, Connect 3D fabric	5665	Ivory, Amirané fabric	5F48	Beech, Crosswalk upholstery
5023	Wasabi, Connect 3D fabric	5666	Silver Frost, Amirané fabric	5F49	Moon, Crosswalk upholstery
5024	Nickel, Connect 3D fabric	5677	Moonglo, Amirané fabric	5F50	Berry, Crosswalk upholstery
5025	Graphite, Connect 3D fabric	5679	Woodbine, Amirané fabric	5F51	Admiral Blue, Crosswalk upholstery
5026	Licorice, Connect 3D fabric	5691	Orca, Stand In upholstery	5F52	Moss, Crosswalk upholstery
5027	Malt, Connect 3D fabric	5801	Topaz, Seating Vinyl upholstery	5F53	Persimmon, Crosswalk upholstery
5028	Root Beer, Connect 3D fabric	5805	Foggy Night, Seating Vinyl upholstery	5F54	Bittersweet, Crosswalk upholstery
5030	Sailor, Connect 3D fabric	5809	Black, Seating Vinyl upholstery	5F55	Midnight, Crosswalk upholstery
5059	Sailor, 3D Knit fabric	5810	Forest, Seating Vinyl upholstery	5F56	Poppy, Crosswalk upholstery
5064	Licorice, 3D Knit fabric	5812	Navy, Seating Vinyl upholstery	5F58	Hazelnut, Nitelights upholstery
5065	Coconut, 3D Knit fabric	5813	Currant, Seating Vinyl upholstery	5F59	Burgundy, Nitelights upholstery
5066	Malt, 3D Knit fabric	5814	Leaf, Seating Vinyl upholstery	5F60	Cherry, Nitelights upholstery
5067	Root Beer, 3D Knit fabric	5815	Seaside, Seating Vinyl upholstery	5F61	Earth, Nitelights upholstery
5089	Royal Blue, 3D Knit fabric	5817	Pebble, Seating Vinyl upholstery	5F62	Shore, Nitelights upholstery
5090	Wasabi, 3D Knit fabric	5818	Spice, Seating Vinyl upholstery	5F63	Moss, Nitelights upholstery
5091	Maya Blue, 3D Knit fabric	5819	Thistle, Seating Vinyl upholstery	5F64	Sea, Nitelights upholstery
5092	Graphite, 3D Knit fabric	5820	Coffee, Seating Vinyl upholstery	5F65	Regal Blue, Nitelights upholstery
5093	Nickel, 3D Knit fabric	5822	Iris, Seating Vinyl upholstery	5F66	Stone, Nitelights upholstery
5094	Tangerine, 3D Knit fabric	5A20	Burgundy, Link upholstery	5F67	Moon, Nitelights upholstery
5095	Scarlet, 3D Knit fabric	5A23	Green, Link upholstery	5F70	Mud Pie, Flip: Plain Jane fabric
5096	Turmeric, 3D Knit fabric	5A24	Blue, Link upholstery	5F71	Hummus, Flip: Plain Jane fabric
5097	Concord, 3D Knit fabric	5A25	Navy, Link upholstery	5F72	Petoskey, Flip: Plain Jane fabric
5098	Blue Jay, 3D Knit fabric	5A26	Purple, Link upholstery	5F73	Pluto, Flip: Plain Jane fabric
5335	Warm Brown V1, Regatta fabric	5A27	Black, Link upholstery	5F74	Papyrus, Flip: Plain Jane fabric
5338	Tan V1, Regatta fabric	5A28	Ocean, Link upholstery	5F75	Mud Pie, Flip: TexHex fabric
5540	Khaki, Sprite fabric	5A30	Chamois, Link upholstery	5F76	Hummus, Flip: TexHex fabric
5541	Snow, Sprite fabric	5B01	Foggy Night, Spyder upholstery	5F77	Petoskey, Flip: TexHex fabric
5542	Butter, Sprite fabric	5B04	Peri, Spyder upholstery	5F78	Pluto, Flip: TexHex fabric
5543	Linen, Sprite fabric	5B61	Taupe, Jacks upholstery	5F79	Papyrus, Flip: TexHex fabric
5544	Sherbet, Sprite fabric	5B63	Camel, Jacks upholstery	5F85	Mud Pie, Flip: Orbit fabric
5545	Powder, Sprite fabric	5B64	Pewter, Jacks upholstery	5F86	Hummus, Flip: Orbit fabric
5546	Harvest, Sprite fabric	5B70	Midnight, Jacks upholstery	5F87	Petoskey, Flip: Orbit fabric
5547	Sky, Sprite fabric	5C90	Eggplant, Zoe2 upholstery	5F88	Pluto, Flip: Orbit fabric
5548	Kiwi, Sprite fabric	5C91	Aloe, Zoe2 upholstery	5F89	Papyrus, Flip: Orbit fabric
5550	Cotton, Chainmail upholstery	5C92	Fiddle, Zoe2 upholstery	5F91	Blizzard, Flip: Orbit fabric
5551	Space, Chainmail upholstery	5C93	Patina, Zoe2 upholstery	5F92	Briquette, Flip: Orbit fabric
5552	Silver Dollar, Chainmail upholstery	5C94	Peacock, Zoe2 upholstery	5F94	Blizzard, Flip: Plain Jane fabric
5553	Volcano, Chainmail upholstery	5C95	Rain, Zoe2 upholstery	5F95	Briquette, Flip: Plain Jane fabric
5554	Orange Crush, Chainmail upholstery	5C96	Grey Flannel, Zoe2 upholstery	5F97	Blizzard, Flip: TexHex fabric
5555	Tricycle, Chainmail upholstery	5C97	Pebble, Zoe2 upholstery	5F98	Briquette, Flip: TexHex fabric
5556	Geranium, Chainmail upholstery	5C98	Cymbal, Zoe2 upholstery	5G50	Dunegrass, Buzz2 upholstery
5557	Banana, Chainmail upholstery	5C99	Fiesta, Zoe2 upholstery	5G51	Sable, Buzz2 upholstery
5558	Margarita, Chainmail upholstery	5F01	Camel, Buzz2 upholstery	5G52	Barley, Buzz2 upholstery
5559	Lagoon, Chainmail upholstery	5F03	Tomato, Buzz2 upholstery	5G53	Sunrise, Buzz2 upholstery
5621	Sleet, Stand In upholstery	5F04	Red, Buzz2 upholstery	5G54	Carrot, Buzz2 upholstery
5622	Lunar, Stand In upholstery	5F05	Burgundy, Buzz2 upholstery	5G55	Pumpkin, Buzz2 upholstery
5623	Cyclone, Stand In upholstery	5F06	Sky, Buzz2 upholstery	5G56	Timber, Buzz2 upholstery
5624	Eclipse, Stand In upholstery	5F07	Blue, Buzz2 upholstery	5G57	Rouge, Buzz2 upholstery
5625	Powder, Stand In upholstery	5F08	Navy, Buzz2 upholstery	5G58	Chocolate, Buzz2 upholstery
5626	Chardonnay, Stand In upholstery	5F10	Grape, Buzz2 upholstery	5G59	Meadow, Buzz2 upholstery
5627	Graham, Stand In upholstery	5F11	Eggplant, Buzz2 upholstery	5G60	Ivy, Buzz2 upholstery
5628	Sediment, Stand In upholstery	5F15	Stone, Buzz2 upholstery	5G61	Cyan, Buzz2 upholstery
5629	Allspice, Stand In upholstery	5F16	Grey, Buzz2 upholstery	5G62	Atlantic, Buzz2 upholstery
5630	Apple, Stand In upholstery	5F17	Black, Buzz2 upholstery	5G63	Crocus, Buzz2 upholstery
5631	Lava, Stand In upholstery	5F28	Claret, Playground upholstery	5G64	Alpine, Buzz2 upholstery
5632	Cayenne, Stand In upholstery	5F29	Chile, Playground upholstery	5G65	Tornado, Buzz2 upholstery
5633	Plantain, Stand In upholstery	5F30	Amber, Playground upholstery	5G66	Pita, Bo Peep upholstery

Color Number Index, continued

5G67 Bone, Bo Peep upholstery	5SD0 Royal Blue, Cogent: Connect upholstery	6527 Merle, Systems plastic
5G68 Safari, Bo Peep upholstery	5W40 Black, Gaja – C2C upholstery	6530 Frosted, Glass
5G69 Brown Sugar, Bo Peep upholstery	5W41 Pepper, Gaja – C2C upholstery	6538 Satin, Acrylic
5G70 Chocolate Chip, Bo Peep upholstery	5W42 Pearl Grey, Gaja – C2C upholstery	6540 Clear laminated, Glass
5G71 Candlelight, Bo Peep upholstery	5W43 Crimson, Gaja – C2C upholstery	6541 White laminated, Glass
5G72 Honey Mustard, Bo Peep upholstery	5W44 Ink, Gaja – C2C upholstery	6542 Satin, Glass
5G73 Marmalade, Bo Peep upholstery	5W45 Night Blue, Gaja – C2C upholstery	6553 Wisp, Glass
5G74 Picnic, Bo Peep upholstery	5W46 Petrol, Gaja – C2C upholstery	6555 Ice, Glass
5G75 Pinot, Bo Peep upholstery	5W47 Greige, Gaja – C2C upholstery	6558 Bamboo, Glass
5G76 Bloom, Bo Peep upholstery	5W48 Sepia, Gaja – C2C upholstery	6559 Satin Ice, Acrylic
5G77 Grapevine, Bo Peep upholstery	5W49 Umber, Gaja – C2C upholstery	6580 Ice White, Glass
5G78 Firefly, Bo Peep upholstery	5W50 Java, Gaja – C2C upholstery	6581 Blue Jay, Back painted glass
5G79 Artichoke, Bo Peep upholstery	5W51 Camellia Red, Gaja – C2C upholstery	6582 Wasabi, Back painted glass
5G80 Serpent, Bo Peep upholstery	5W52 Emerald, Gaja – C2C upholstery	6583 Rose, Back painted glass
5G81 Carolina, Bo Peep upholstery	5W53 Snow Pea, Gaja – C2C upholstery	6584 Tangerine, Back painted glass
5G82 Blue Bonnet, Bo Peep upholstery	5W54 Olive, Gaja – C2C upholstery	6585 Fuchsia, Back painted glass
5G83 Nautical, Bo Peep upholstery	5W55 Light Blue, Gaja – C2C upholstery	6586 Citrus Green, Back painted glass
5G84 Gravel, Bo Peep upholstery	5W56 Maroon, Gaja – C2C upholstery	6587 Gold, Back painted glass
5G85 Sharkskin, Bo Peep upholstery	5W57 Black Raspberry, Gaja – C2C upholstery	6588 Purple Berry, Back painted glass
5G86 Kohl, Bo Peep upholstery	5W58 Spruce, Gaja – C2C upholstery	6589 Mercury, Back painted glass
5S15 Coconut, Cogent: Connect upholstery	5W59 Apple Green, Gaja – C2C upholstery	6590 Black, Back painted glass
5S16 Turmeric, Cogent: Connect upholstery	5W60 Deep Blue, Gaja – C2C upholstery	6591 Merle, Back painted glass
5S17 Tangerine, Cogent: Connect upholstery	5W61 Chili Pepper, Gaja – C2C upholstery	6592 Asphalt, Back painted glass
5S18 Scarlet, Cogent: Connect upholstery	5W62 Daffodil, Gaja – C2C upholstery	6593 Greyscale, Back painted glass
5S19 Concord, Cogent: Connect upholstery	6000 Black, Systems plastic	6594 Tan, Back painted glass
5S20 Maya Blue, Cogent: Connect upholstery	6001 Coffee, Systems plastic	6595 Winter, Back painted glass
5S21 Blue Jay, Cogent: Connect upholstery	6002 Graphite, Systems plastic	6607 Woodrose, Systems plastic
5S23 Wasabi, Cogent: Connect upholstery	6009 Arctic White, Systems and Seating plastic	6608 Driftwood, Systems plastic
5S24 Nickel, Cogent: Connect upholstery	6052 Milk, Systems plastic	6609 Smoke, Systems plastic
5S25 Graphite, Cogent: Connect upholstery	6053 Seagull, Systems plastic	6612 Grey V2, Systems plastic
5S26 Licorice, Cogent: Connect upholstery	6054 Pearl Metallic, Systems plastic	6615 Grey V5, Systems plastic
5S27 Malt, Cogent: Connect upholstery	6055 Carbon Metallic, Systems plastic	6617 Warm Brown V2, Systems plastic
5S28 Root Beer, Cogent: Connect upholstery	6056 Midnight Metallic, Systems plastic	6618 White, Systems plastic
5S29 Bronzite, Cogent: Trails upholstery	6094 Mineral Metallic, Systems plastic	6623 Metallic, Systems plastic
5S32 Canyon, Cogent: Geode Vertical fabric	6205 Black, Seating plastic	6625 Translucent, Systems plastic
5S35 Slate, Cogent: Geode Vertical fabric	6206 Burgundy, Seating plastic	6631 Cream, Systems plastic
5S36 Cement, Cogent: Geode Vertical fabric	6249 Platinum Solid, Seating plastic	6635 Dawn, Systems plastic
5S38 Oyster, Cogent: Geode Vertical fabric	6250 Coffee, Seating plastic	6636 Mist, Systems plastic
5S41 Sesame, Cogent: Geode Vertical fabric	6256 Graphite, Seating plastic	6643 Fusion Light, Systems plastic
5S47 Coal, Cogent: Geode Seating upholstery	6259 Midnight, Seating plastic	6644 Fusion Dark, Systems plastic
5S49 Cobalt, Cogent: Geode Seating upholstery	627T Black, Seating plastic	6650 Sodium, Systems plastic
5S50 Ink, Cogent: Geode Seating upholstery	628T Natural, Seating plastic	6651 Tungsten, Systems plastic
5S85 Agate, Cogent: Trails upholstery	6295 Near Black, Seating plastic	6652 Titanium, Systems plastic
5S86 Lapis, Cogent: Trails upholstery	6301 Aegean, Seating plastic	6653 Solar Black, Systems plastic
5S87 Malachite, Cogent: Trails upholstery	6302 Baltic, Seating plastic	6654 Sand (Vanadium), Systems plastic
5S88 Quartz, Cogent: Trails upholstery	6303 Pomegranate, Seating plastic	6655 Warm White, Systems plastic
5S90 Tiger Eye, Cogent: Trails upholstery	6332 Citron, Seating plastic	6659 Light Grey, Systems plastic
5S91 Travertine, Cogent: Trails upholstery	6333 Picasso, Seating plastic	6681 Grotto, Systems plastic
5S92 Topaz, Cogent: Trails upholstery	6334 Flash, Seating plastic	6682 Cobblestone, Systems plastic
5S93 Blueprint, Cogent: Connect upholstery	6335 Wasabi, Seating plastic	6685 Champagne, Systems plastic
5S94 Lizard, Cogent: Connect upholstery	6336 Jazz, Seating plastic	6686 Gold Dust, Systems plastic
5S95 Sailor, Cogent: Connect upholstery	6337 Element, Seating plastic	6688 Steel, Systems plastic
5S96 Quicksilver, Cogent: Connect upholstery	6338 Chili, Seating plastic	6696 Sterling, Systems plastic
5S97 Nugget, Cogent: Connect upholstery	631T Dark Grey, Seating plastic	6697 Fog, Systems plastic
5S98 Canary, Cogent: Connect upholstery	6500 Clear, Glass	6699 Platinum, Systems plastic
5S99 Lipstick, Cogent: Connect upholstery	6505 Frosted White, Systems plastic	6703 Ash Wenge, Systems plastic
	6507 Frosted Green, Systems plastic	6704 Storm Wenge, Systems plastic
	6509 Mirrored Bronze, Back painted glass	6705 Bisque Wenge, Systems plastic
	6518 Opaque, Glass	6706 Clay Wenge, Systems plastic
	6520 White Porcelain, Acrylic	6BC1 Crimson, Signature Plastic
	6521 Truffle, Back painted glass	6BC2 Purple, Signature Plastic
		6BC3 Green, Signature Plastic
		6BC4 Burgundy, Signature Plastic
		6BC5 Blue, Signature Plastic

6BC6	Orange, Signature Plastic	BR12	Abyss, Brisa upholstery	L207	Mahogany, Steelcase Leather upholstery
6BC7	Brown, Signature Plastic	BR13	Canyon, Brisa upholstery	L220	Soapstone, Steelcase Leather upholstery
6BC8	Gold, Signature Plastic	BR14	Pompeian Red, Brisa upholstery	L221	Rocky, Steelcase Leather upholstery
6BC9	Red, Signature Plastic	BR15	Salsa, Brisa upholstery	L305	Brown, Turnstone Leather upholstery
7000	Black, Seating coating	BR16	Cinnabar, Brisa upholstery	L500	Camel, Steelcase Leather upholstery
7005	Coffee, Seating coating	BR17	Aztec, Brisa upholstery	L503	Navy, Steelcase Leather upholstery
700T	Silver, Turnstone paint	BR18	New Sand, Brisa upholstery	L709	Sugar, Elmosoft Leather upholstery
7011	Graphite, Seating coating	BR19	Cream, Brisa upholstery	L710	Lava, Elmosoft Leather upholstery
701T	Black, Turnstone paint	BR20	White, Brisa upholstery	L711	Parchment, Elmosoft Leather upholstery
7190	Platinum Solid, Architectural paint	BR21	Moccasin, Brisa upholstery	L712	Buff, Elmosoft Leather upholstery
7207	Black, Textured paint	BR22	Buckskin, Brisa upholstery	L713	Sand, Elmosoft Leather upholstery
7225	Sand, Textured paint	BR23	Prairie, Brisa upholstery	L714	Maize, Elmosoft Leather upholstery
7230	Basalt, Textured paint	DO11	Licorice, Regatta fabric	L715	Camel, Elmosoft Leather upholstery
7236	Fog, Textured paint	G001	Sandrift, Fresco fabric	L716	Khaki, Elmosoft Leather upholstery
7237	Slate, Textured paint	G002	Mistblu, Fresco fabric	L717	Cameo, Elmosoft Leather upholstery
7238	Fieldstone, Textured paint	G003	Faon, Fresco fabric	L718	Mushroom, Elmosoft Leather upholstery
7239	Midnight, Textured paint	G006	Chamoline, Fresco fabric	L719	Taupe, Elmosoft Leather upholstery
7241	Arctic White, Textured paint	G007	Grapenut, Fresco fabric	L720	Fawn, Elmosoft Leather upholstery
7243	Seagull, Textured paint	G017	Flint, Fresco fabric	L721	Rock, Elmosoft Leather upholstery
7245	Carbon, Metallic	G031	Tin, Acadia fabric	L722	Desert, Elmosoft Leather upholstery
7246	Midnight, Metallic	G033	Iron, Acadia fabric	L723	Storm, Elmosoft Leather upholstery
7250	Sterling Dark Solid, Textured paint	G039	Silica, Acadia fabric	L724	Mist, Elmosoft Leather upholstery
7278	Dark Bronze, Textured paint	G200	New Etude, Bariolage fabric	L725	Teal, Elmosoft Leather upholstery
7360	Merle, Textured paint	G201	New Andante, Bariolage fabric	L726	Celadon, Elmosoft Leather upholstery
7451	Black, Markerboard trim	G202	New Cantata, Bariolage fabric	L727	Egyptian Blue, Elmosoft Leather upholstery
7460	Markerboard, Miscellaneous coating	G203	New Adagio, Bariolage fabric	L728	Bright Blue, Elmosoft Leather upholstery
803S	Stainless Steel, Metal	G204	New Melody, Bariolage fabric	L729	Aquarium, Elmosoft Leather upholstery
8030	Stainless Steel, Metal	G205	New Ballata, Bariolage fabric	L730	Hunter, Elmosoft Leather upholstery
8042	Brushed Aluminum, Metal	G206	New Sonata, Bariolage fabric	L731	Fern, Elmosoft Leather upholstery
8043	Clear Anodized Aluminum, Metal	L107	Black, Steelcase Leather upholstery	L732	Edamame, Elmosoft Leather upholstery
8044	Black Anodized Aluminum, Metal	L110	Maritime Blue, Elmosoft Leather upholstery	L733	Moss, Elmosoft Leather upholstery
8045	Brushed Black Aluminum, Metal	L111	Midnight Blue, Elmosoft Leather upholstery	L734	Key Lime, Elmosoft Leather upholstery
8046	Polished Aluminum, Metal	L112	Ebony, Elmosoft Leather upholstery	L735	Creamsicle, Elmosoft Leather upholstery
9200	Satin Chrome, Metal	L113	Gunmetal, Elmosoft leather upholstery	L736	Lemon, Elmosoft Leather upholstery
9201	Polished Chrome, Metal	L114	Mica, Elmosoft Leather upholstery	L737	Sunshine, Elmosoft Leather upholstery
9211	Nickel, Metal	L115	Dove Grey, Elmosoft Leather upholstery	L738	Drama, Elmosoft Leather upholstery
9212	Silver, Metal	L116	Plum Pleasure, Elmosoft Leather upholstery	L739	Byzantium, Elmosoft Leather upholstery
9213	Polished Nickel, Plated metal	L122	Truffle, Elmosoft Leather upholstery	L740	Dazzle, Elmosoft Leather upholstery
9230	Antique Bronze, Metal	L128	Red Birch, Elmosoft Leather upholstery	L741	Fuchsia, Elmosoft Leather upholstery
9233	Satin Brass, Metal	L132	Violet, Elmosoft Leather upholstery	L742	Flamingo, Elmosoft Leather upholstery
9237	Brushed Bronze, Metal	L133	Espresso, Elmosoft Leather upholstery	N001	Oyster, Milano fabric
9250	Ember Chrome, Metal	L134	Ruby, Elmosoft Leather upholstery	N002	Delft, Milano fabric
AR01	Grey, Reply Air Mesh upholstery	L135	Scarlet, Elmosoft Leather upholstery	N003	Woodland, Milano fabric
AR02	Black, Reply Air Mesh upholstery	L136	Claret, Elmosoft Leather upholstery	N004	Sunshadow, Milano fabric
AR03	White, Reply Air Mesh upholstery	L137	Cabernet, Elmosoft Leather upholstery	N005	Olivine, Milano fabric
AR04	Red, Reply Air Mesh upholstery	L138	Bourbon, Elmosoft Leather upholstery	N012	Teakwood, Milano fabric
AR05	Royal Blue, Reply Air Mesh upholstery	L139	Cinder, Elmosoft Leather upholstery	P122	Entasis, Abacus fabric
AR06	Apple Green, Reply Air Mesh upholstery	L140	Garnet, Elmosoft Leather upholstery	P123	Portico, Abacus fabric
AR07	Orange, Reply Air Mesh upholstery	L143	Pecan, Elmosoft Leather upholstery	P124	Opus, Abacus fabric
AR08	Bright Purple, Reply Air Mesh upholstery	L144	Chamois, Elmosoft Leather upholstery	P125	Cusp, Abacus fabric
AR09	Sable, Reply Air Mesh upholstery	L145	Palomino, Elmosoft Leather upholstery	P126	Artifact, Abacus fabric
B902	Soft White, Privacy Screens fabric	L146	Russet, Elmosoft Leather upholstery	P129	Atlas, Abacus fabric
B903	Fog, Privacy Screens fabric	L147	Saddle, Elmosoft Leather upholstery	P140	Colonnade, Embrasure fabric
B904	Sand, Privacy Screens fabric	L148	Goldstone, Elmosoft Leather upholstery		
BR01	Black Onyx, Brisa upholstery	L150	Ivory, Elmosoft Leather upholstery		
BR04	Truffle, Brisa upholstery	L151	White, Elmosoft Leather upholstery		
BR06	Ash, Brisa upholstery				
BR07	Sage, Brisa upholstery				
BR08	Celery, Brisa upholstery				
BR09	Sterling Blue, Brisa upholstery				
BR10	Night Navy, Brisa upholstery				
BR11	Cambridge Blue, Brisa upholstery				

Color Number Index, continued

P141	Rotunda, Embrasure fabric	P533	Element, Alloy fabric	T204	Grey, Kick fabric inserts
P143	Baluster, Embrasure fabric	P534	Construct, Alloy fabric	T802	Black, Turnstone leather
P165	Hosta, Bouquet fabric	P535	Currency, Alloy fabric	T803	Port, Turnstone leather
P166	Dundee, Bouquet fabric	P536	Iron, Alloy fabric	T806	Green, Turnstone leather
P169	Argenta, Bouquet fabric	P540	Hazel, Optic fabric	TM01	Toffee, Imperma upholstery
P170	Hoya, Bouquet fabric	P541	Twinkle, Optic fabric	TM02	Pigeon, Imperma upholstery
P173	Chamomile, Bouquet fabric	P542	Orion, Optic fabric	TM03	Fossil, Imperma upholstery
P200	New Rice, Boccie fabric	P543	Seaglass, Optic fabric	TM04	Poppyseed, Imperma upholstery
P201	New Almond, Boccie fabric	P544	Shine, Optic fabric	TM05	Auburn, Imperma upholstery
P202	New Nutmeg, Boccie fabric	P545	Halo, Optic fabric	TM06	Cumin, Imperma upholstery
P203	New Camel, Boccie fabric	P546	Whiskey, Optic fabric	TM07	Marble, Imperma upholstery
P204	New Opal, Boccie fabric	P547	Bath, Optic fabric	TM08	Cliff, Imperma upholstery
P205	New Mist, Boccie fabric	P548	Whisper, Optic fabric	TM09	Tarragon, Imperma upholstery
P206	New Plum, Boccie fabric	P549	Breezy, Optic fabric	TM10	Pesto, Imperma upholstery
P207	New Lichen, Boccie fabric	P550	Wry, Optic fabric	TM11	Wave, Imperma upholstery
P208	New Spearmint, Boccie fabric	P551	Glimmer, Optic fabric	TM12	Niagara, Imperma upholstery
P209	New Sky, Boccie fabric	P555	Allegro, Rhythm fabric	TM13	Tuscan, Imperma upholstery
P224	Plum, Leather upholstery	P556	Tempo, Rhythm fabric	TM14	Peppercorn, Imperma upholstery
P409	Cement, Lapel fabric	P557	Refrain, Rhythm fabric	TM20	Angora, Texel upholstery
P410	Pebble, Lapel fabric	P558	Pitch, Rhythm fabric	TM21	Grist, Texel upholstery
P411	Beech, Lapel fabric	P559	Harmony, Rhythm fabric	TM22	Galaxy, Texel upholstery
P412	Dune, Lapel fabric	P560	Melody, Rhythm fabric	TM23	Terracotta, Texel upholstery
P413	Grain, Lapel fabric	P561	Stanza, Rhythm fabric	TM24	Nude, Texel upholstery
P414	Sprout, Lapel fabric	P562	Opus, Rhythm fabric	TM25	Field, Texel upholstery
P415	Misty Blue, Lapel fabric	QN01	Wasabi, QiVi Net upholstery	TM26	Haze, Texel upholstery
P416	Maple, Lapel fabric	QN02	Licorice, QiVi Net upholstery	TM30	Kelly, Retrieve upholstery
P417	Slate, Lapel fabric	QN03	Tangerine, QiVi Net upholstery	TM31	Lake, Retrieve upholstery
P420	Sand, Pianista upholstery	QN04	Graphite, QiVi Net upholstery	TM32	Gala, Retrieve upholstery
P421	Mist, Pianista upholstery	QN05	Malt, QiVi Net upholstery	TM33	Papaya, Retrieve upholstery
P422	Rain, Pianista upholstery	QN06	Coconut, QiVi Net upholstery	TM34	Dandelion, Retrieve upholstery
P423	Natural, Pianista upholstery	QN07	Scarlet, QiVi Net upholstery	TM35	Curry, Retrieve upholstery
P424	Café, Pianista upholstery	QN08	Blue Jay, QiVi Net upholstery	TM36	Lilac, Retrieve upholstery
P425	Denim, Pianista upholstery	R159	Oak Bluffs, Lido fabric	TM37	Submarine, Retrieve upholstery
P426	Carbon, Pianista upholstery	R160	Cape May, Lido fabric	TM38	Driftwood, Retrieve upholstery
P427	Stone, Pianista upholstery	R162	Hermosa, Lido fabric	TM39	Bristol, Retrieve upholstery
P428	Flax, Pianista upholstery	RE01	Rust, Remix upholstery	TM40	Quarry, Retrieve upholstery
P429	Oat, Pianista upholstery	RE02	Pumpkin, Remix upholstery	TM41	Mohair, Retrieve upholstery
P430	Wheat, Pianista upholstery	RE03	Pebble, Remix upholstery	TM42	Shadow, Retrieve upholstery
P431	Maize, Pianista upholstery	RE04	Dark Chocolate, Remix upholstery	TM43	Seal, Retrieve upholstery
P505	Shell, Charm fabric	RE05	Beige, Remix upholstery	TM44	Chalk, Retrieve upholstery
P506	Mimosa, Charm fabric	RE06	Linen Beige, Remix upholstery	TM50	Brick, Redeem upholstery
P507	Birch, Charm fabric	RE07	Hazelnut, Remix upholstery	TM51	Yolk, Redeem upholstery
P508	Sparkle, Charm fabric	RE08	Concrete Grey, Remix upholstery	TM52	Cinnamon, Redeem upholstery
P509	Ginkgo, Charm fabric	RE09	Sky Blue, Remix upholstery	TM53	Daisy, Redeem upholstery
P510	Debut, Charm fabric	RE10	Blue Jean, Remix upholstery	TM54	Pine, Redeem upholstery
P511	Clover, Charm fabric	RE11	Ivy Green, Remix upholstery	TM55	Water, Redeem upholstery
P512	Spicy, Charm fabric	RE12	Primavera Yellow, Remix upholstery	TM56	Dill, Redeem upholstery
P513	Twilight, Charm fabric	RE13	Night Blue, Remix upholstery	TM57	Lavender, Redeem upholstery
P516	Lit, Tinsel fabric	T084	Black, Jersey Mesh upholstery	TM58	Mallard, Redeem upholstery
P517	Ego, Tinsel fabric	T085	Grey, Jersey Mesh upholstery	TM59	Caramel, Redeem upholstery
P518	Fizz, Tinsel fabric	T086	White, Jersey Mesh upholstery	TM60	Greyhound, Redeem upholstery
P519	Muse, Tinsel fabric	T087	Yellow, Jersey Mesh upholstery	TM61	Mocha, Redeem upholstery
P520	Depth, Tinsel fabric	T088	Orange, Jersey Mesh upholstery	TM62	Iceberg, Redeem upholstery
P521	Bliss, Tinsel fabric	T089	Red, Jersey Mesh upholstery	TM63	Chestnut, Redeem upholstery
P522	Grow, Tinsel fabric	T090	Green, Jersey Mesh upholstery	TM64	Granite, Redeem upholstery
P523	Dolce, Tinsel fabric	T091	Blue, Jersey Mesh upholstery	TM65	Cashmere, Redeem upholstery
P525	Polar, Alloy fabric	T092	Black, Pullover upholstery	TM66	Barnwood, Redeem upholstery
P526	Skim, Alloy fabric	T094	Cardinal, Pullover upholstery	TR01	Mist Grey, Steelcut Trio upholstery
P527	Bubbly, Alloy fabric	T095	Yellow, Pullover upholstery	TR02	Stone Grey, Steelcut Trio upholstery
P528	Tern, Alloy fabric	T096	Orange, Pullover upholstery	TR03	Cassonade Beige, Steelcut Trio upholstery
P529	Shore, Alloy fabric	T097	Red, Pullover upholstery	TR04	Nutmeg Beige, Steelcut Trio upholstery
P530	Asti, Alloy fabric	T098	Green, Pullover upholstery	TR05	Chocolate Blue, Steelcut Trio
P531	Silver, Alloy fabric	T099	Blue, Pullover upholstery		
P532	Oxide, Alloy fabric	T203	White, Kick fabric inserts		

- upholstery
- **TR06** Licorice Black, Steelcut Trio upholstery
- **TR07** Mustard Yellow, Steelcut Trio upholstery
- **TR08** Red Currant, Steelcut Trio upholstery
- **TR09** Raspberry Pink, Steelcut Trio upholstery
- **TR10** Myrtille Brown, Steelcut Trio upholstery
- **TR11** Ice Blue, Steelcut Trio upholstery
- **TR12** Electric Blue, Steelcut Trio upholstery
- **TR13** Peppermint Green, Steelcut Trio upholstery
- **TR14** Blue Jay Mix, Steelcut Trio upholstery
- **TR15** Brown Frost, Steelcut Trio upholstery
- **TR16** Lime Green, Steelcut Trio upholstery

Trademark List

- ® The following are registered trademarks for products of Steelcase Inc. or one of its related corporate entities: 4 o'clock, 900 Series, à la carte, Airtouch, Ally, Amia, Answer, Archipelago, Avenir, Ballet, Bix, Brayton International, Cachet, Canopy, Canto, Chancellor, Coalesse, Confidante, Context, Convene, CopyCam, Criterion, Crushed Can, Currency, dash, Designtex, Details, Detour, Drive, Elective Elements, Ellipse, Ember Chrome, Emerge, E-Table 2, FYI, Garland, Gentry, Ginkgo Biloba, Groupwork, Ideo, Jacket, Jenny, Jersey, Kart, Kick, LaCosta, Leap, Let's B, LiveBack, Max-Stacker, media:scape, Metro, Migrations, Mitra, Montage, Nurture, Oriana, Parade, Pathways, PCT, Permiso, Player, PolyVision, Portal, Power Pincher, Progeny, Protégé, R2, Rally, Relevant, Reply, Rizzi Arc, Sensor, Series 9000, Siento, Sieste, Sine, Software, Springboard, Steelcase, Steelcase Design Partnership, Stella, Stow Davis, Swathmore, TeamWork, Technique, Texpress, Think, Thunder, Topo, Train, Turnstone, Underline, Unison, Vecta, Viridian, Walden, Werndl, and X-Stack.
- ® The following registered trademarks are under license from AWI Licensing Company, Dover, DE: SoundScapes, DuraBrite, BioBlock, and Armstrong.
- ® The following registered trademarks are under license from Byrne Electrical, Rockford, MI: Interport, Mini-Port, Axil Z, and Ellora.
- ® The following is a registered trademark of DuPont, Wilmington, DE: Corian.
- ® The following is a registered trademark of Genlyte Thomas Company, Louisville, KY: Lightolier.
- ® The following is a registered trademark of Hilti Corporation, FL-9494 Schaan, Principality of Liechtenstein: Hilti.
- ® The following is a registered trademark of Leviton Manufacturing Company, Little Neck, NY: Decora.
- ® The following is a registered trademark of Mechanical Plastics Corp, Elmsford, NY: Toggler.
- ® The following is a registered trademark of Microsoft Corporation, Redmond, WA: Microsoft.
- ® The following is a registered trademark of Panduit Corporation, Lockport, IL: Panduit.
- ® The following is a registered trademark of Trav (Press), Cuneo, Italy: Assisa.
- ® The following is a registered trademark of Virtual Ink, Boston, MA: mimioActive.
- ® The following registered trademarks are under license from Wilkhahn Furniture Products: Avera, Senzo, Versal, and Wilkhahn FS.
- ® The following is a registered trademark of Wilsonart International, Temple, TX: Chemsurf.

- ® The following is a registered trademark of Wiremold, West Hartford, CT: Wiremold.
- ® The following is a registered trademark of EMU Group S.P.A., Perugia, Italy: Emu.
- ™ The following are trademarks for products of Steelcase Inc. or one of its related corporate entities: <5_MY, Access, Active/Passive Shelf, Ainsley, Akira, Alcove, Alerion, alight, Amaris, American Elect, American Tradition, ap40, Arbor, Arriva, Asana, Ascot, Aspekt, Astor, Await, Bira, Bivi, Bottomline, Brody, Brook, Buoy, Burton, c:scape, Calla, Calm, Camber, Campfire, Capa, Cappuccino, Cesar, Chester, Chord, Circa, Clarendon, Classic Rectangular, cob, Collaboration, Community, Company, Convey, Cortex, Coupe, Crea, Crew, Cura, Cypress, Davenport, Dearborn, Deck, Déjà, Denizen, Denska, Derby, Divisio, Donovan, Dune, Duo, e³, e³ ceramicsteel, e³ environmental ceramicsteel, Echo, Edge, Elsna, Empath, Empress, Enea, ēno, EnSync, Enviro, Escapade, Exchange, Exponents, Field, Flat Top, FlexFrame, Flip Top, Flute, Folio, FrameOne, FreeFlow, Frontier, Galilei, Gesture, Ginger, Ginkgo, Go Wall, Grip, Groove, Hatchback, Hawthorne, Hitch, Host Collection, Hosu, Huddleboard, i2i, Impact, Indy, InfoLink, IOS, I-Solve, Jack, Jarrah, Jetty, Juice, Kami, Kast, Kathryn, Lagunitas, Lark, L'Attitude, LearnLab, Leela, Lincoln, Linden, LiveSeat, Loria, Lyric, Malibu, Malibu Too, Mansfield, Marathon, Martini, Mason, Masque, Millbrae, Mineral, Mingle, Mystic, Mystic Metal, Mystic Wood, Montreal, Move, Nadia, Neighbor, nesso, Nickel, Nikko, Nod, Node, Norfolk, Ontrak, Oom, Opus, Orchid, Outlook Collection, Ovation, Paloma, Paperflo, Parliament, Pasio, Passerelle, Patriarch, Payback, Peek, Pile File, Pisa, Pool, PUCK, QiVi, Quba, Rave, Reed, Regard, Relay, Reunion, Ripple, Riser, Rocco, Rocky, RoomWizard, Runner, Satellite, Sawyer, ScapeSeries, Senti, Sentinel, Senza, Sequoia, Session, ShareLink, Shield, Shortcut, Sidewalk, Skylar, Slumber, Smoke, Snug, Soft Leaf, Sonata, Sorrel, SOTO, Stationkits, Stiletto, Surprise!, Switch, Symphony, Sync, TagWizard, Tava, TeamStudio, TeamTheater, Tenaro, Terrazzo, Theorem, Thread, Topaz, Touchdown, Tour, Tower Too, Trees, Trillium, Trolley, tX2, U-Free, Uno, V.I.A., Verb, Verge, Victor2, Visalia, Waldorf, Woodruff, Workspring, and X-tenz.
- ™ The following is a trademark of Microsoft Corporation, Redmond, WA: Windows.
- ™ The following is a trademark of Rodman Industries, Inc., Oconomowoc, WI: ResinCore1.
- ™ The following is a trademark of Ultrafabrics, LLC, Elmsford, NY: Ultraleather.
- ™ The following trademarks are under license from Wilkhahn Furniture products: Cana, Linus, Logon, Picto, Range, Stitz, Thema, Timetable, and Tubis.
- ™ The following is a trademark of MBDC, Charlottesville, VA: Cradle to Cradle and C2C.

- ™ The following trademarks are under license from Walter Knoll: Andoo, Bob, Lazlo, Lox, Ribbon, and Together.
 - ™ The following trademarks are under license from PP Møbler: Bar and Flag Halyard.
 - ™ The following trademarks are under license from Viccarbe: Davos, Holy Day, Last Minute, RS, and Wrapp.
 - ™ The following trademarks are under license from Carl Hansen: Elbow, Paddle, Shell, Wing, and Wishbone.
 - ™ The following trademarks are under license from Cambridge Sound Management, LLC, Cambridge, MA: QtPro Soundmasking, Qt Quiet Technology, and Sonet Qt.
 - ™ The following is a trademark of Electri-Cable Assemblies, Shelton, CT: Interact.
- Trademarks used here in are the property of Steelcase, Inc. or of their respective owners.*