

---

# Systems and Freestanding Furniture

## Volume 1b

<b>Terms and Conditions</b>	<b>2</b>
<b>Sample Order Form</b>	<b>10</b>
<b>Participating Steelcase Dealers</b>	<b>12</b>
<b>Steelcase Showrooms and Manufacturing Locations</b>	<b>18</b>

<b>Product Information</b>	
Context (SIN 711.1)	<b>19</b>
Post and Beam Solutions (SIN 711.1)	<b>191</b>
Integrated Technologies (SIN 711.11/711.16/711.99)	<b>223</b>
Verb (SIN 71.302)	<b>289</b>
Lighting (SIN 711.1 and 711.2)	<b>305</b>

<b>Resources</b>	
Style Number Index	<b>328</b>

► For a list of all trademarks, refer to the last page of this specification guide.

---

# Terms and Conditions

## Customer Information

**For more information, please contact your participating Steelcase GSA dealer.**

**For more information, please contact your participating Steelcase GSA dealer.**

**For more information, please contact your participating Steelcase GSA dealer.**

**For more information, please contact your participating Steelcase GSA dealer.**

**For more information, please contact your participating Steelcase GSA dealer.**

**For more information, please contact your participating Steelcase GSA dealer.**

**For more information, please contact your participating Steelcase GSA dealer.**



**For more information, please contact your participating Steelcase GSA dealer.**

# Sample Order Form

## Sample Order Form

ORDER FOR SUPPLIES OR SERVICES	PAGE _____ OF _____ PAGES
--------------------------------	---------------------------

IMPORTANT: Mark all packages and papers with contract and/or order numbers.

DATE OF ORDER <b>1</b> 6-1-04	CONTRACT NO. (If any) <b>2</b> GS-27F-0014V	ORDER NO. <b>3</b> 10 - 000	REQUISITION/REFERENCE NO.
ISSUING OFFICE (Address correspondence to) <b>4</b> GSA 1 Town Street City, State, Zip Name and Telephone Number		SHIP TO: (Consignee and address, ZIP Code) <b>5</b> GSA 2 Town Street City, State, Zip Name and Telephone Number	
TO: CONTRACTOR (Name, address and ZIP Code) <b>6</b> Steelcase Inc. c/o Participating Dealer 901 44th Street, SE Grand Rapids, MI 49508 Attn: Solutions Fullfillment Team CH-2W-SS (GSA)		Cage Code: 39880	TYPE OF ORDER <input type="checkbox"/> A. PURCHASE — Reference your _____  Please furnish the following on the terms and conditions specified on both sides of this order and on the attached sheets, if any, including delivery as indicated. This purchase is negotiated under authority of:  <input type="checkbox"/> B. DELIVERY — Except for billing instructions on the reverse, this delivery order is subject to instructions contained on this side only of this form and is issued subject to the terms and conditions of the above-numbered contract.

ACCOUNTING AND APPROPRIATION DATA	REQUISITIONING OFFICE
	BUSINESS CLASSIFICATION (Check appropriate box(es)) <b>20</b> <input type="checkbox"/> SMALL <input checked="" type="checkbox"/> OTHER THAN SMALL <input type="checkbox"/> DIS-ADVANTAGED <input type="checkbox"/> WOMEN-OWNED
FCA DESTINATION <b>7</b>	GOVERNMENT NO.
PLACE OF INSPECTION AND ACCEPTANCE	DELIVER TO FCA DESTINATION ON OR BEFORE (Date) <b>8</b> ARO date
	DISCOUNT TERMS <b>9</b> Net 30 days

(See reverse for Rejections)

ITEM NO. (A)	SUPPLIES OR SERVICES (B)	QUANTITY ORDERED (C)	UNIT (D)	UNIT PRICE (E)	AMOUNT (F)	QUANTITY ACCEPTED (G)
1	<b>10</b> One lot of Steelcase Office Furniture: See attached specifications	<b>13</b> 1		<b>14</b> \$000	<b>15</b> \$000	
2	<b>11</b> Design: \$55.41/hour	2	hrs	\$000	\$000	
3	<b>12</b> Installation	1		\$000	\$000	

SEE BILLING INSTRUCTIONS ON REVERSE	SHIPPING POINT	GROSS SHIPPING WEIGHT	INVOICE NO.		(H) TOT. (Cont. pages) ◀
	MAIL INVOICE TO: (Include ZIP Code) <b>17</b> GSA, 3 Town Street, City, State, Zip			<b>16</b>	(i). GRAND TOTAL ◀
				\$000	

UNITED STATES OF AMERICA BY (Signature) <b>18</b> Contracting Officer signature and telephone no.	NAME (Typed) <b>19</b> John Doe, Department Manager TITLE: CONTRACTING/ORDERING OFFICER
--	---

NSN 7540\_01\_152\_8083

50347-101

OPTIONAL FORM 347 (10-83)  
Prescribed by GSA  
FAR (48 CFR) 53.213 (e)

- 1 Order date
- 2 Contract number
- 3 Order number
- 4 Issuing office: Requester name and telephone number
- 5 Shipping address: Contact name and telephone number
- 6 Contractor:  
**Steelcase Inc.**  
**c/o Participating Dealer**  
**901 - 44th Street, S.E.**  
**Grand Rapids, MI 49508**  
**Attn: Solutions Fulfillment Team**
- 7 FCA destination
- 8 ARO date (After Receipt of Order)
- 9 Terms: Net 30 days
- 10 Complete product description, including SIN number, style number, all applicable surface materials.
- 11 Separate line for design
- 12 Separate line for installation
- 13 Quantity ordered
- 14 Individual unit price
- 15 Amount (quantity x unit price)
- 16 Total cost
- 17 Invoice address
- 18 Authorized contracting officer signature and telephone number
- 19 Authorized contracting officer name and title (typed)
- 20 Steelcase is the seller of record and is not registered as "small," "disadvantaged," or "woman-owned." If one of these boxes is checked in error, a modification will be required.

**Please note on order** that all invoice payments must be sent to:

Steelcase Inc.  
62087 Collection Center Dr.  
Chicago, IL 60693-0620

# Participating Steelcase Dealers

## Alabama

Dekalb Office of Alabama  
2901 Second Ave South  
Birmingham, AL 35233  
Phone: (205) 933-9100

Kyser OfficeWorks Inc.  
2400 Spruce Street  
Montgomery, AL 36107-3150  
Phone: (334) 834-9400  
Fax: (334) 262-0701

OEC Business Interiors  
104 East I-65 Service Road North  
Mobile, AL 36607-2501  
Phone: (251) 471-3368  
Fax: (251) 471-0019

Office Interiors by OSCO  
611-B Meridian Street  
Huntsville, AL 35801  
Phone: (256) 604-5696  
Fax: (256) 604-5699

OSCO Inc.  
229 Grant Street SE  
Decatur, AL 35601-2511  
Phone: (256) 340-5100  
Fax: (256) 340-5108

## Alaska

Capital Office Systems  
1120 East 35th Avenue  
Anchorage, AK 99508-4257  
Phone: (907) 777-1500  
Fax: (907) 777-1515

Capital Office Systems  
3201 Industrial Avenue  
Fairbanks, AK 99701-7370  
Phone: (907) 456-3946  
Fax: (907) 452-6257

Capital Office Systems  
3143 Channel Drive  
Juneau, AK 99801-7214  
Phone: (907) 780-3636  
Fax: (907) 780-2290

## Arkansas

Today's Office Inc.  
717 West 7th Street  
Little Rock, AR 72201-4044  
Phone: (501) 375-5050  
Fax: (501) 375-1350

Today's Office Inc.  
3157 West Sunset Avenue  
Springdale, AR 72762-4945  
Phone: (479) 751-5861  
Fax: (479) 756-2233

## California

BKM Office Environments  
Suite A  
2111 Portola Road  
Ventura, CA 93003-7723  
Phone: (805) 339-6388  
Fax: (805) 336-9131

BKM San Diego  
Suite 100  
9201 Spectrum Center Blvd.  
San Diego, CA 92123-1407  
Phone: (858) 569-4700  
Fax: (858) 277-8931

One Workplace L. Ferrari  
2500 De La Cruz Blvd.  
Santa Clara, CA 95050  
Phone: (669) 800-2500  
Fax: (669) 800-2501

One Workplace L. Ferrari  
7220 Edgewater Drive  
Oakland, CA 94621  
Phone: (510) 729-7800  
Fax: (510) 729-7801

One Workplace L. Ferrari  
475 Brannan Street  
San Francisco, CA 94107-1731  
Phone: (415) 357-2200  
Fax: (415) 357-2201

Peninsula Business Interiors  
325 Main Street  
Salinas, CA 93901-2705  
Phone: (831) 757-4107  
Fax: (831) 757-1339

Tangram Interiors  
Suite 102  
4057 W Shaw Ave  
Fresno, CA 93722-6212  
Phone: (559) 275-7070  
Fax: (559) 275-7080

Tangram Interiors  
Suite 100  
2850 South Red Hill Avenue  
Santa Ana, CA 92705-5532  
Phone: (949) 955-6700  
Fax: (949) 955-6799

Tangram Interiors  
9200 Sorensen Avenue  
Santa Fe Springs, CA 90670-2645  
Phone: (562) 365-5000  
Fax: (562) 365-5399

United Corporate Furnishings  
1780 North Market Blvd.  
Sacramento, CA 95834-1997  
Phone: (916) 553-5900  
Fax: (916) 553-5800

## Colorado

Office Outfitters & Planners Inc.  
749 Main Street  
Grand Junction, CO 81501-3535  
Phone: (970) 245-6300  
Fax: (970) 245-6301

OfficeScapes  
2506 Zeppelin Rd  
Colorado Springs, CO 80916  
Phone: (719) 574-1113  
Fax: (719) 574-1133

OfficeScapes  
9900 East 51st Avenue  
Denver, CO 80238-2430  
Phone: (303) 574-1115  
Fax: (303) 574-1116

OfficeScapes  
Suite 180  
4812 McMurry Avenue  
Fort Collins, CO 80525-6222  
Phone: (970) 223-5959  
Fax: (970) 223-5858

## Connecticut

Red Thread  
300 East River Drive  
East Hartford, CT 06108-4205  
Phone: (860) 528-9981  
Fax: (860) 528-1843

Red Thread  
47 & 63 Leffett Street  
East Hartford, CT 06108  
Phone: (860) 528-9981  
Fax: (860) 528-1843

Red Thread  
340 Woodmont Road  
Milford, CT 06460-3702  
Phone: (203) 874-7754  
Fax: (203) 876-7915

Red Thread  
22 Marsh Hill Road  
Orange, CT 06477  
Phone: (203) 795-5597  
Fax: (203) 795-5915

Red Thread  
1930 West Main Street  
Stamford, CT 06902-4521  
Phone: (203) 324-3138  
Fax: (203) 348-9884

Red Thread  
40 Main Street  
Torrington, CT 06790  
Phone: (860) 482-2679  
Fax: (860) 482-3590

## Delaware

Corporate Interiors Inc.  
223 Lisa Drive  
New Castle, DE 19720-4193  
Phone: (302) 323-9100  
Fax: (302) 323-9251

## Florida

American Business Interiors  
2015 Waverly Place  
Melbourne, FL 32901-5444  
Phone: (321) 723-5003  
Fax: (321) 984-4221

Empire Office  
Suite 140  
2 Oakwood Boulevard  
Hollywood, FL 33020  
Phone: (954) 707-6200

Empire Office  
South Florida  
3201 Commerce Parkway  
Miramar, FL 33025-3908  
Phone: (954) 435-7300  
Fax: (954) 435-7212

Empire Office  
Suite 17  
2315 Lynx Lane  
Orlando, FL 32804  
Phone: (407) 628-2400

Empire Office  
5112 West Linebaugh Avenue  
Tampa, FL 33624  
Phone: (813) 418-3300

Empire Office  
Suite 2  
7830 Byron Drive  
West Palm Beach, FL 33404-3332  
Phone: (561) 840-8600  
Fax: (561) 840-1873

Leitz & Reed Office Products  
1119 Florida Avenue  
Lynn Haven, FL 32444-4622  
Phone: (850) 271-2600  
Fax: (850) 271-0076

OEC Business Interiors  
1601 NW 80th Boulevard  
Gainesville, FL 32606-9140  
Phone: (352) 332-1192  
Fax: (352) 333-8002

OEC Business Interiors  
2393 SW College Road  
Ocala, FL 34474-1661  
Phone: (352) 620-2888  
Fax: (352) 620-2891

OEC Business Interiors  
3914 North Davis Highway  
Pensacola, FL 32503-2746  
Phone: (850) 438-1100  
Fax: (850) 432-0003

Office Furniture & Design Concepts  
11866 Metro Parkway  
Ft. Myers, FL 33966-1307  
Phone: (239) 337-1212  
Fax: (239) 337-4910

Perdue Office Interiors  
Suite 100  
5 W Forsyth  
Jacksonville, FL 32256-7440  
Phone: (904) 737-5858  
Fax: (904) 737-6088

Perdue Office Interiors  
Suite C7  
1516 Capital Circle SE  
Tallahassee, FL 32301  
Phone: (850) 383-4225

### Georgia

Advent Business Interiors  
Suite 3  
2925 Ledo Road  
Albany, GA 31707  
Phone: (229) 439-7418  
Fax: (229) 435-1279

Commercial Furnishings  
598 Third St  
Macon, GA 31201-2640  
Phone: (478) 765-1515  
Fax: (478) 765-1506

DeKalb Office Environments  
1320 Ridgeland Parkway  
Alpharetta, GA 30004-8442  
Phone: (770) 360-0200  
Fax: (770) 360-0305

McWaters Inc.  
3708 Benchmark Drive  
Augusta, GA 30907  
Phone: (706) 396-5400  
Fax: (706) 396-5401

McWaters Inc.  
117 Prosperity Drive  
Savannah, GA 31408-9551  
Phone: (912) 352-9000  
Fax: (912) 352-2034

### Hawaii

Interior Showplace Ltd.  
956 Queen Street  
Honolulu, HI 96814-4118  
Phone: (808) 593-8420  
Fax: (808) 591-8324

### Idaho

Porter's Office Products  
435 West Center Street  
Pocatello, ID 83204-3241  
Phone: (208) 232-1233  
Fax: (208) 232-8759

Porter's Office Products  
1050 North 2nd East  
Rexburg, ID 83440-5127  
Phone: (208) 356-4616  
Fax: (208) 356-8901

Office Environment Company  
623 South Americana Blvd.  
Boise, ID 83702-5120  
Phone: (208) 385-0507  
Fax: (208) 385-9392

### Illinois

A. Pomerantz  
Suite 940  
222 Merchandise Mart Plaza  
Chicago, IL 60654-1223  
Phone: (312) 929-3335  
Fax: (312) 929-3311

Business Furniture  
Suite 100  
205 N Main St  
Bloomington, IL 61701  
Phone: (309) 829-4036  
Fax: (309) 829-4180

Business Furniture  
305 SW Walter St 4R  
Peoria, IL 61602  
Phone: (309) 264-5740  
Fax: (309) 829-4180

Egyptian Business Furniture  
129 West Main Street  
Belleville, IL 62220-1501  
Phone: (618) 234-2323  
Fax: (618) 236-3295

Interiors for Business Inc.  
409 N River Street  
Batavia, IL 60510-2359  
Phone: (630) 761-1070  
Fax: (630) 761-1065

Lincoln Office  
205 Eastgate Drive  
Washington, IL 61571-9238  
Phone: (309) 427-2500  
Fax: (309) 427-2625

OEC Business Interiors, Inc.  
900 N Church Road  
Elmhurst, IL 60126-1014  
Phone: (630) 589-5503  
Fax: (630) 589-5637

Office Concepts  
1142 N North Branch Street  
Chicago, IL 60642  
Phone: (312) 942-1100  
Fax: (312) 942-9840

Office Concepts  
13820 West Business Center Drive  
Lake Forest, IL 60045-1181  
Phone: (847) 573-8890  
Fax: (847) 573-8891

### Indiana

Business Furnishings LLC  
4102 Meghan Beeler Court  
South Bend, IN 46628  
Phone: (574) 243-3255  
Fax: (574) 243-3266

Business Furniture LLC  
6102 Victory Way  
Indianapolis, IN 46278-2934  
Phone: (317) 216-1600  
Fax: (317) 216-1601

Corporate Design Inc.  
Suite 400  
1419 West Lloyd Expressway  
Evansville, IN 47710-1002  
Phone: (812) 422-3000  
Fax: (812) 422-3413

Lincoln Office  
1200 Arrowhead Court  
Crown Point, IN 46307-8222  
Phone: (219) 662-2777  
Fax: (219) 662-7770

Productive Business Interiors  
126 West Columbia Street  
Fort Wayne, IN 46802-1719  
Phone: (260) 423-3482  
Fax: (260) 422-6965

### Iowa

Lincoln Office  
1026 Mound St  
Davenport, IA 52803  
Phone: (563) 322-5660

Tallgrass Business Resources  
Highway 6 West  
218 Second Street  
Coralville, IA 52241-2608  
Phone: (319) 338-3135  
Fax: (319) 338-7484

Workspace Inc.  
309 Locust Street  
Des Moines, IA 50309-1788  
Phone: (515) 288-7090  
Fax: (515) 288-0250

### Kansas

Design Central Inc.  
152 South 5th Street  
Salina, KS 67401  
Phone: (785) 825-4131  
Fax: (785) 825-4778

Scott Rice Office Interiors  
224 East Douglas  
Wichita, KS 67211-1640  
Phone: (316) 269-2700  
Fax: (316) 269-3527

Scott Rice Office Works  
14720 West 105th Street  
Lenexa, KS 66215-4414  
Phone: (913) 888-7600  
Fax: (913) 227-7793

### Kentucky

Cardinal Office Systems  
530 Corvette Drive  
Bowling Green, KY 42101-7132  
Phone: (270) 781-5858  
Fax: (270) 781-5884

Cardinal Office Systems  
576 East Main Street  
Frankfort, KY 40601-2343  
Phone: (502) 875-3300  
Fax: (502) 875-2782

Cardinal Office Systems  
101 Bradley Drive  
Nicholasville, KY 40356-9121  
Phone: (859) 885-6161  
Fax: (859) 885-9610

Office Resources Inc.  
816 East Broadway  
Louisville, KY 40204-1053  
Phone: (502) 589-8400  
Fax: (502) 589-8408

### Louisiana

A.D. Wynne Company Inc.  
710 Baronne Street  
New Orleans, LA 70113-1062  
Phone: (504) 522-9558  
Fax: (504) 522-7070

Frost-Barber Inc.  
9322 Interline Avenue  
Baton Rouge, LA 70809-1966  
Phone: (225) 926-5000  
Fax: (225) 926-5011

## Participating Steelcase Dealers, continued

### Maine

Red Thread  
174 Cash Street  
South Portland, ME 04106  
Phone: (207) 774-4900  
Fax: (207) 774-8155

Red Thread  
869-873 Main Street  
Westbrook, ME 04092  
Phone: (207) 774-4900  
Fax: (207) 774-8155

### Maryland

Arbee Associates  
6311 Ammendale Road  
Beltsville, MD 20705-1249  
Phone: (410) 385-5180  
Fax: (410) 385-5199

Arbee Associates  
9300 Gaither Road  
Gaithersburg, MD 20877  
Phone: (301) 963-3900  
Fax: (301) 977-1734

Office Supplies Inc  
Suite 309  
509 S Exeter Street  
Baltimore, MD 21202  
Phone: (301) 671-2541  
Fax: (301) 797-1504

Office Suppliers Inc.  
13621 Crayton Blvd.  
Hagerstown, MD 21742-2335  
Phone: (301) 797-3120  
Fax: (301) 797-1407

US Business Interiors Inc.  
Suite 203  
575 South Charles Street  
Baltimore, MD 21201-2428  
Phone: (410) 547-8700  
Fax: (410) 547-6677

US Business Interiors Inc.  
8800 Lottsford Road  
Largo, MD 20774-4761  
Phone: (301) 350-8700  
Fax: (301) 350-9393

### Massachusetts

Red Thread  
22 Boston Wharf Road  
8th Floor  
Boston, MA 02210-1838  
Phone: (617) 439-4900  
Fax: (617) 439-4131

Red Thread  
Suite 150  
293 Boston Post Road West  
Marlborough, MA 01752-4615  
Phone: (508) 449-6550  
Fax: (508) 449-6570

Red Thread  
Suite 1108  
1350 Main Street  
Springfield, MA 01103  
Phone: (413) 736-1802

Red Thread  
100 Fordham Road  
Wilmington, MA 01887  
Phone: (978) 658-3900  
Fax: (978) 694-4107

### Michigan

Custer Office Environments Inc.  
2435 Plaza Drive  
Benton Harbor, MI 49022-2229  
Phone: (616) 926-8719  
Fax: (616) 926-9482

Custer Office Environments Inc.  
217 Grandville Ave SW  
Grand Rapids, MI 49503-4013  
Phone: (616) 458-6322  
Fax: (616) 458-1117

Custer Office Environments Inc.  
5737 East Cork Street  
Kalamazoo, MI 49048-9668  
Phone: (269) 342-3919  
Fax: (269) 342-3923

Custer Office Environments  
442 East Michigan  
Marquette, MI 49885  
Phone: (906) 226-1161  
Fax: (906) 226-1164

Custer Office Environments  
120 East Front Street  
Traverse City, MI 49684  
Phone: (616) 402-8489

NBS  
701 Salzburg Avenue  
Bay City, MI 48706-5390  
Phone: (989) 895-8574  
Fax: (989) 895-8545

NBS  
5133 West Grand River Avenue  
Lansing, MI 48906-9117  
Phone: (517) 886-0072  
Fax: (517) 886-0014

NBS  
2595 Bellingham Drive  
Troy, MI 48083-2036  
Phone: (248) 823-5400  
Fax: (248) 823-5401

### Minnesota

Burgher Office Equipment Company  
101 East Chestnut Street  
Virginia, MN 55792-2512  
Phone: (218) 749-2661  
Fax: (218) 749-2662

Duluth Typewriter & Business Furniture  
30 N 3rd. Ave W  
Duluth, MN 55802-1607  
Phone: (218) 722-5811  
Fax: (218) 722-4876

General Office Products Company  
4521 Highway 7  
Minneapolis, MN 55416-4098  
Phone: (952) 925-7500  
Fax: (952) 925-7531

### Mississippi

Barefield & Company  
251 West South Street  
Jackson, MS 39203-3636  
Phone: (601) 354-4960  
Fax: (601) 353-6231

OEC Business Interiors  
12100 Highway 49 N.  
Building 500  
Gulfport, MS 39503-3063  
Phone: (228) 539-9575  
Fax: (228) 539-9566

### Missouri

Color-Art Integrated Interiors  
1325 North Warson Road  
Saint Louis, MO 63132-1807  
Phone: (314) 432-3000  
Fax: (314) 993-2752

Marathon Office Interiors  
1715 Paris Road  
Columbia, MO 65201-5571  
Phone: (573) 875-7115  
Fax: (573) 875-7116

Scott Rice  
100 East Spring Street  
Neosho, MO 64850  
Phone: (417) 623-7232  
Fax: (918) 362-4303

**Montana**

Capital Office Equipment & Design Inc.  
3226 US Highway 12 East  
Helena, MT 59601-9717  
Phone: (406) 442-3480  
Fax: (406) 442-3419

KR Office Interiors  
119 North 7th Avenue  
Bozeman, MT 59715  
Phone: (406) 587-3775  
Fax: (406) 587-4636

KR Office Interiors  
1710 North Montana Avenue  
Helena, MT 59601  
Phone: (406) 513-1004  
Fax: (406) 513-1006

Missoula's Office City  
115 West Broadway Street  
Missoula, MT 59802-4217  
Phone: (406) 543-7171  
Fax: (406) 543-4254

Peterson's Quality Office Equipment  
502 North 32nd Street  
Billings, MT 59101-6003  
Phone: (406) 245-5151  
Fax: (406) 245-7516

Western Office Equipment  
317 2nd Street South  
Great Falls, MT 59405-1802  
Phone: (406) 761-7473  
Fax: (406) 761-0245

**Nebraska**

Eakes Office Plus  
2911 13th Street  
Columbus, NE 68601-4829  
Phone: (402) 564-2679  
Fax: (402) 564-0295

Eakes Office Plus  
Suite 201  
2630 North Yager Road  
Fremont, NE 68025-7800  
Phone: (402) 941-5001  
Fax: (402) 941-5002

Eakes Office Plus  
617 West Third Street  
Grand Island, NE 68801-5946  
Phone: (308) 382-8026  
Fax: (308) 382-7401

Eakes Office Plus  
839 West Second Street  
Hastings, NE 68901-5099  
Phone: (402) 463-2537  
Fax: (402) 463-6802

Eakes Office Plus  
2401 Avenue A  
Kearney, NE 68847-5498  
Phone: (308) 234-2538  
Fax: (308) 234-2540

Eakes Office Plus  
110 N 35th Street  
Lincoln, NE 68503  
Phone: (402) 438-6700  
Fax: (402) 438-6701

Eakes Office Plus  
201 South 1st Street  
Norfolk, NE 68701-5303  
Phone: (402) 371-4181  
Fax: (402) 371-5139

Eakes Office Plus  
520 North Vine Street  
North Platte, NE 69101-3954  
Phone: (308) 534-7800  
Fax: (308) 534-3936

Sheppard's Business Interiors Inc.  
6221 South 58th Street  
Lincoln, NE 68516-3679  
Phone: (402) 441-0070  
Fax: (402) 476-9710

Sheppard's Business Interiors Inc.  
725 South 72nd Street  
Omaha, NE 68114-4665  
Phone: (402) 393-8888  
Fax: (402) 393-0113

**Nevada**

Machabee Office Environments  
6435 Sunset Corporate Drive  
Las Vegas, NV 89120-2798  
Phone: (702) 263-8800  
Fax: (702) 263-8801

Machabee Office Environments  
1335 Greg Parkway #101  
Sparks, NV 89431  
Phone: (775) 329-3145  
Fax: (775) 786-5710

**New Hampshire**

Red Thread  
Suite 103  
650 Elm Street  
Manchester, NH 03101-1160  
Phone: (603) 668-5511  
Fax: (603) 668-6851

**New Jersey**

Arbee Associates  
1531 South Washington Avenue  
Piscataway, NJ 08854-3815  
Phone: (732) 424-3900  
Fax: (732) 752-6034

Concepts Office Furnishings  
280 North Midland Avenue  
Building J  
Saddle Brook, NJ 07663-5708  
Phone: (201) 727-9110  
Fax: (201) 727-9112

Dancker, Sellow, and Douglas  
291 Evans Way  
Somerville, NJ 08876-3766  
Phone: (908) 231-1600  
Fax: (908) 231-6469

W.S. Goff Company Inc.  
5104 Oakland Blvd.  
Mays Landing, NJ 08330-2016  
Phone: (609) 625-5600  
Fax: (609) 625-5633

**New Mexico**

Business Environments  
5351 Wilshire Avenue, N.E.  
Albuquerque, NM 87113-1834  
Phone: (505) 888-4400  
Fax: (505) 889-9146

**New York**

AFD Contract Furniture Inc  
810 7th Avenue  
New York, NY 10019  
Phone: (212) 721-7100  
Fax: (212) 721-7175

Business Environments by Ras Inc.  
1 Interstate Avenue  
Albany, NY 12205  
Phone: (518) 273-9359  
Fax: (518) 272-1552

Empire Office Inc.  
105 Madison Avenue  
New York, NY 10016-8810  
Phone: (212) 607-5500  
Fax: (212) 607-5654

Merkel-Donohue  
1 Woodbury Boulevard  
Rochester, NY 14604-1895  
Phone: (585) 325-7696  
Fax: (585) 325-3065

Prentice Office Environments  
472 Franklin Street  
Buffalo, NY 14202-1302  
Phone: (716) 884-8452  
Fax: (716) 884-0894

Stevens Office Interiors  
6804 Manlius Center Road  
East Syracuse, NY 13057-3902  
Phone: (315) 479-5595  
Fax: (315) 428-1688

Waldner's Business Environments  
125 Route 110  
Farmingdale, NY 11735-4864  
Phone: (631) 844-9300  
Fax: (631) 694-3503

Waldner's Business Environments  
215 Lexington Avenue, 9th Floor  
New York, NY 10016-6023  
Phone: (212) 696-7500  
Fax: (212) 696-7699

Waldner's Business Environments  
411 Theodore Fremd Avenue  
3rd Floor, South Building  
Rye, NY 10580-1410  
Phone: (914) 921-8500  
Fax: (914) 921-0991

**North Carolina**

Benton Office Interiors Inc.  
301 Nash Street West  
Wilson, NC 27893-3834  
Phone: (252) 237-6176  
Fax: (252) 237-9316

Office Environments Inc.  
11407 Granite Street  
Charlotte, NC 28273-6429  
Phone: (704) 714-7200  
Fax: (704) 714-7400

Young Office Environments  
of Asheville Inc.  
71 Thompson St  
Asheville, NC 28803-2328  
Phone: (888) 202-0508  
Fax: (828) 505-1974

Storr Office Environments Inc.  
496 Gallimore Dairy Road  
Greensboro, NC 27409-9202  
Phone: (336) 217-4500  
Fax: (336) 217-4501

Storr Office Environments Inc.  
10800 World Trade Blvd.  
Raleigh, NC 27617-4200  
Phone: (919) 313-3700  
Fax: (919) 313-3701

Williams Office Environments Inc.  
407 Ray Avenue  
Fayetteville, NC 28301-4915  
Phone: (910) 483-0354  
Fax: (910) 486-4077



## Participating Steelcase Dealers, continued

### North Dakota

Fireside Office Products Inc.  
1713 East Bismarck Expressway  
Bismarck, ND 58504-6706  
Phone: (701) 258-8586  
Fax: (701) 223-9598

Gaffaney's of Grand Forks  
1809 13th Avenue North  
Grand Forks, ND 58203-2323  
Phone: (701) 746-6466  
Fax: (701) 746-0737

Hannaher's Inc.  
4324 20th Avenue SW  
Fargo, ND 58103-4434  
Phone: (701) 277-7222  
Fax: (701) 277-7097

Professional Business Interiors Inc.  
Suite 2  
1310 East Burdick Expy  
Minot, ND 58701-7033  
Phone: (701) 837-4848  
Fax: (701) 837-4865

### Ohio

Business Furniture  
8 North Main Street  
Dayton, OH 45439  
Phone: (937) 293-1010  
Fax: (937) 293-7501

Loth Inc.  
3574 East Kemper Road  
Cincinnati, OH 45241-2009  
Phone: (513) 554-4900  
Fax: (513) 554-8737

Loth Company  
855 Grandview Avenue  
Columbus, OH 43215-1123  
Phone: (614) 487-4000  
Fax: (614) 487-4306

NBS  
4 North St. Clair Street  
Toledo, OH 43604  
Phone: (419) 662-2040  
Fax: (419) 662-2041

Ohio Desk  
34 Swartz Road  
Akron, OH 44319  
Phone: (330) 499-1030

Ohio Desk Company  
1122 Prospect Avenue  
Cleveland, OH 44115-1292  
Phone: (216) 623-0600  
Fax: (216) 623-0611

Ohio Desk  
5100 Market Street  
Youngstown, OH 44512  
Phone: (330) 782-3331

### Oklahoma

Scott Rice  
2900 North Hemlock Circle  
Broken Arrow, OK 74012-1185  
Phone: (918) 362-4300  
Fax: (918) 362-4303

Scott Rice  
7501 Broadway Ext  
Oklahoma City, OK 73116-9015  
Phone: (405) 848-2224  
Fax: (405) 848-3999

### Oregon

Smith CFI  
Suite 103/104  
150 SW Scalehouse Loop  
Bend, OR 97702  
Phone: (541) 317-8777  
Fax: (541) 317-2833

Smith CFI  
620 NE 19th Avenue  
Portland, OR 97232-2832  
Phone: (503) 226-4151  
Fax: (503) 226-9233

### Pennsylvania

A. Pomerantz & Company  
Suite 7000  
701 Market Street  
Philadelphia, PA 19106-1597  
Phone: (215) 408-2100  
Fax: (215) 408-2110

Corporate Interiors  
Suite 200  
161 Washington Street  
Conshohocken, PA 19428-2083  
Phone: (610) 631-5400  
Fax: (610) 631-2720

Creative Business Interiors Ltd.  
145 Stewart Road  
Wilkes-Barre, PA 18706  
Phone: (570) 288-7211  
Fax: (570) 970-5817

Franklin Interiors  
Suite 600  
2740 Smallman Street  
Pittsburgh, PA 15222-4720  
Phone: (412) 261-2525  
Fax: (412) 255-4089

Interior Workplace Solutions LLC.  
6765 Ambassador Drive  
Allentown, PA 18106-9510  
Phone: (610) 391-0733  
Fax: (610) 391-1155

Interior Workplace Solutions LLC.  
Suite B-25  
2209 Quarry Drive  
Reading, PA 19609-1155  
Phone: (610) 670-1800  
Fax: (610) 670-8181

McCartney's Inc.  
819 Howard Avenue  
Altoona, PA 16601-4727  
Phone: (814) 505-1111  
Fax: (814) 949-6197

Phillips Group  
501 Fulling Mill Road  
Middletown, PA 17057-5926  
Phone: (717) 944-0400  
Fax: (717) 948-5289

Phillips Office Products  
1630 Manheim Pike  
Lancaster, PA 17601-6800  
Phone: (717) 560-9999  
Fax: (717) 560-9996

### South Carolina

Aiken Office Supply Inc.  
2560 Whiskey Road  
Aiken, SC 29803-9664  
Phone: (803) 648-8339  
Fax: (803) 649-4470

McWaters Inc.  
1104 Shop Road  
Columbia, SC 29201-4743  
Phone: (803) 256-8303  
Fax: (803) 252-5567

Wulbern-Koval Company Inc.  
1111 Morrison Drive  
Charleston, SC 29403-3119  
Phone: (843) 577-7666  
Fax: (843) 577-7299

Young Office Environments  
1280 Ridge Road  
Greenville, SC 29607-4626  
Phone: (864) 281-9500  
Fax: (864) 281-9555

### South Dakota

Interstate Office Products Inc.  
228 South Main Avenue  
Sioux Falls, SD 57104-6310  
Phone: (605) 339-0300  
Fax: (605) 339-1989

Klein's Office Furniture  
108 East Missouri Avenue  
Pierre, SD 57501-3238  
Phone: (605) 945-3118  
Fax: (605) 945-3119

Western Stationers  
714 Saint Joseph Street  
Rapid City, SD 57701-2721  
Phone: (605) 342-3310  
Fax: (605) 342-4746



**Tennessee**

Bentco Office Solutions  
1501 Stuart Street  
Chattanooga, TN 37406  
Phone: (423) 756-4437  
Fax: (423) 756-6198

Interior Design Services Inc.  
209 Powell Place  
Brentwood, TN 37027-7522  
Phone: (615) 376-1200  
Fax: (615) 376-1245

Memphis Business Interiors  
4539 West Distriplex Drive  
Memphis, TN 38118-7280  
Phone: (901) 360-8899  
Fax: (901) 360-8370

Workspace Interiors  
402 East Market Street  
Kingsport, TN 37660-4828  
Phone: (423) 392-2600  
Fax: (423) 392-2601

Workspace Interiors  
2820 Middlebrook Pike  
Knoxville, TN 39721  
Phone: (865) 223-5404  
Fax: (865) 223-5405

**Texas**

Abilene Printing & Stationery  
218 Cedar Street  
Abilene, TX 79601-5720  
Phone: (915) 677-2673  
Fax: (915) 675-6963

Baker Office Products  
1301 13th Street  
Lubbock, TX 79401-3915  
Phone: (806) 763-2500  
Fax: (806) 747-1601

BKM Total Office of Texas  
9755 Clifford Drive  
Dallas, TX 75220  
Phone: (214) 902-7200  
Fax: (214) 902-7201

Business Interiors  
1111 Valley View Lane  
Irving, TX 75061-6008  
Phone: (817) 858-2000  
Fax: (817) 858-2020

McCoy's Inc.  
6869 Old Katy Road  
Houston, TX 77024-2105  
Phone: (713) 862-4600  
Fax: (713) 862-7676

Rockford Business Interiors  
211 East Riverside Drive  
Austin, TX 78704-1203  
Phone: (512) 442-0703  
Fax: (512) 442-6555

Texas Wilson Office Furniture & Services  
5801 George McVay Drive  
McAllen, Texas 78503  
Phone: (210) 647-8800  
Fax: (210) 647-3110

Texas Wilson Office Furniture & Services  
6812 Fairgrounds Pkwy  
San Antonio, TX 78238-4536  
Phone: (210) 647-8800  
Fax: (210) 647-3110

West Supply Company  
1601 Scurry  
Big Spring, TX 79720  
Phone: (432) 264-1788  
Fax: (432) 264-1789

West Supply Company  
2 South Chadbourne Street  
San Angelo, TX 76903-5875  
Phone: (325) 655-8181  
Fax: (325) 655-5480

**Utah**

MidWest Office Furniture  
987 South West Temple  
Salt Lake City, UT 84101-2988  
Phone: (801) 359-7681  
Fax: (801) 355-2713

**Vermont**

Red Thread  
150 Pioneer Drive  
Williston, VT 05495-7543  
Phone: (802) 862-0434  
Fax: (802) 862-0729

**Virginia**

Barrows  
1302 Rockland Avenue  
Roanoke, VA 24012-3838  
Phone: (540) 362-5700  
Fax: (540) 362-4826

Creative Office Environments  
11798 North Lakeridge Boulevard  
Ashland, VA 23005-8152  
Phone: (804) 329-0400  
Fax: (804) 321-3134

Creative Office Environments LLC  
650 Peter Jefferson Parkway #140  
Charlottesville, VA 22911  
Phone: (434) 327-1898  
Fax: (434) 327-1896

Creative Office Environments LLC  
Suite C  
500 Woodlake Circle  
Chesapeake, VA 23320-2807  
Phone: (757) 549-4801  
Fax: (757) 549-2795

reDistrict  
Suite 675  
2107 Wilson Boulevard  
Arlington, VA 22201  
Phone: (703) 276-8901  
Fax: (703) 276-8908

**Washington**

OpenSquare  
6th Floor  
5601 Sixth Avenue South  
Seattle, WA 98108-2522  
Phone: (206) 768-8000  
Fax: (206) 768-0236

OpenSquare  
126 South Sheridan Street  
Spokane, WA 99202-1527  
Phone: (509) 483-1000  
Fax: (509) 483-1011

**Wisconsin**

Forrer Business Interiors Inc.  
555 West Estabrook Blvd.  
Milwaukee, WI 53212-1066  
Phone: (414) 906-3200  
Fax: (414) 906-3299

Variety Office Products of  
Eau Claire Inc.  
145 North Clairemont Avenue  
Eau Claire, WI 54703-5712  
Phone: (715) 834-6650  
Fax: (715) 834-0768

**Puerto Rico**

AFD Contract Furnishings  
Suite 250  
350 Chardon Avenue  
Torre Chardon  
San Juan, Puerto Rico 00918-2123  
Phone: (787) 754-2938  
Fax: (787) 754-8076

# Steelcase Showrooms and Manufacturing Locations

## Showrooms

### Atlanta

Steelcase Inc.  
Suite AL-175  
303 Peachtree Center  
Atlanta, GA 30303  
Phone: (404) 523-2201

### Chicago

Steelcase Worklife Chicago  
Suite 300  
222 Merchandise Mart  
Chicago, IL 60654-1174  
Phone: (312) 321-3720

### Chicago

Coalesse  
Suite 1032  
222 Merchandise Mart  
Chicago, IL 60654  
Phone: (312) 467-1783

### Dallas

Steelcase Inc.  
1616 Hi Line Drive  
Dallas, TX 75207  
Phone: (214) 871-3044

### Grand Rapids

Steelcase Inc.  
901 44th Street, SE  
Grand Rapids, MI 49508-7594  
Phone: (616) 247-2710

### New York

Steelcase Worklife New York  
4 Columbus Circle  
New York, NY 10019-1100  
Phone: (212) 445-8800

### Philadelphia

Steelcase Inc.  
One Liberty Place  
1650 Market Street, 3rd Floor  
Philadelphia, PA 19103-7307  
Phone: (215) 561-5331

### San Francisco

Steelcase Inc.  
Suite 110  
475 Brannan Street  
San Francisco, CA 94107  
Phone: (415) 344-6700

### Santa Monica

Steelcase Inc.  
1217 2nd Street  
Santa Monica, CA 90401-1180  
Phone: (310) 633-2200

### Seattle

Steelcase Inc.  
Suite 1550  
1191 2nd Avenue  
Seattle, WA 98101-3438  
Phone: (206) 464-1670

## Washington D.C.

Steelcase Inc.  
1121 14th Street NW  
4th Floor  
Washington, DC 20005

## Manufacturing Sites

### Amex de Mexico

Calle 5 Sur No.160  
Ciudad Industrial  
Tijuana, Mexico B.C. 22500  
Phone: 52-662-342-6234

### Athens

214 Durham Drive  
Athens, AL 35611  
Phone: (256) 232-8112

### Grand Rapids Wood Furniture

4100 68th Street SE  
Caledonia, MI 49316  
Phone: (616) 698-5735

### Kentwood Distribution Center

4384 52nd Street SE  
Kentwood, MI 49512-9673

### Kentwood West

4360 52nd Street SE  
Kentwood, MI 49512

### Brayton International Inc.— Office

250 Swathmore Ave.  
High Point, NC 27263  
Phone: (336) 434-4151

### Details

901 44th Street SE  
Grand Rapids, MI 49508  
Phone: (616) 247-2710




### Reynosa Plant

Ave. Prologis S/N Ed. 8 Suite  
801 Prologis Park Pharr Bridge  
Reynosa,  
Tamaulipas, Mx CP. 88780  
Phone: 52-899-263-9000

---

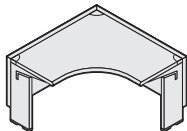
# Context

► For more detailed product information, see the *Context Systems Furniture Specification Guide* or consult your Steelcase dealer.

	
<b>Statement of Line</b>	<b>20</b>
	
<b>Identifying Characteristics of Context</b>	<b>38</b>
<b>Specifying</b>	
Core Units (SIN 711.1)	<b>41</b>
Storage (SIN 711.1)	<b>113</b>
Screens (SIN 711.1)	<b>131</b>
Power and Communication (SIN 711.1)	<b>139</b>
Accessories (SIN 711.1)	<b>171</b>
	
<b>Surface Materials</b>	<b>175</b>
<b>Resources</b>	<b>187</b>

# Statement of Line

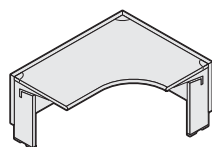
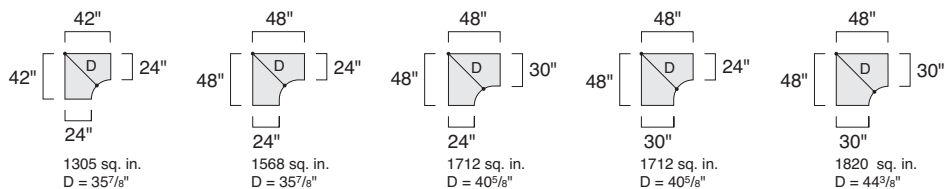
Context



*Tip: Dimension shown ("D") equals distance from the edge of the port to the closest point on the torus edge curve.*

Specifying  
▶ Page 42

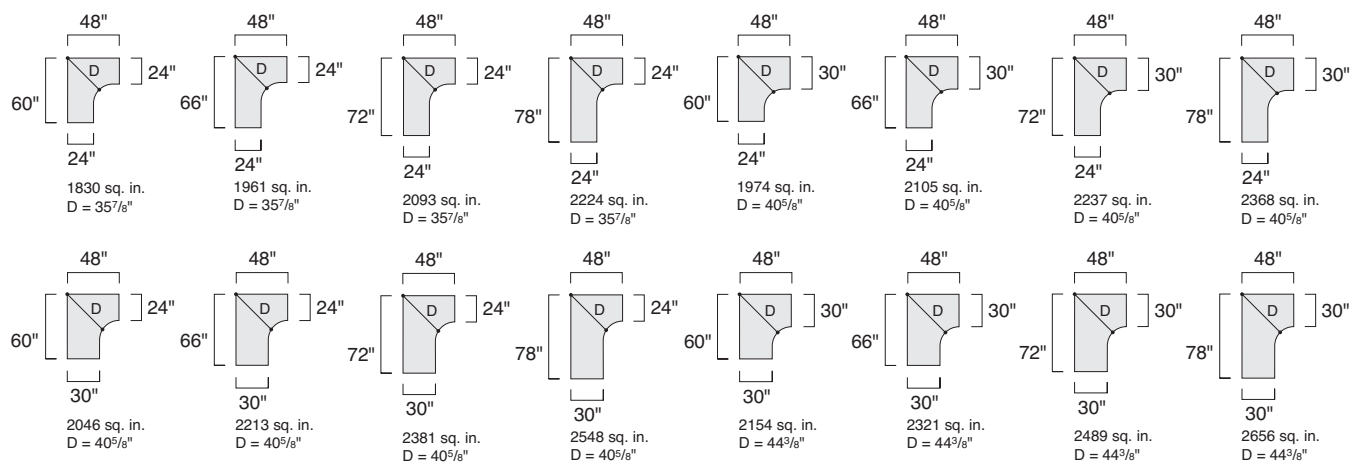
## Corner Core Units



*Tip: Dimension shown ("D") equals distance from the edge of the port to the closest point on the torus edge curve.*

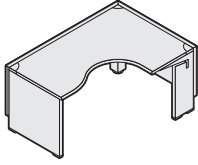
Specifying  
▶ Pages 44–51

## Extended Corner Core Units\*



\* Drawings and dimensions show left-hand units. Right-hand units are also available.

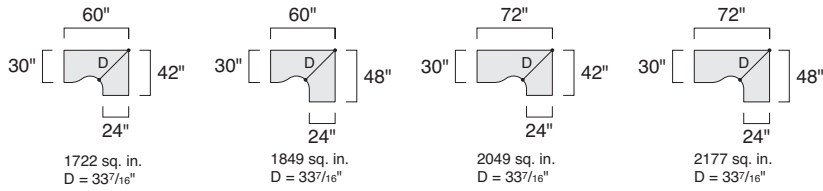
Area is usable worksurface only; it does not include port, accessory rail, or worksurface edge detail.



*Tip: Dimension shown ("D") equals distance from the edge of the port to the closest point on the torus edge curve.*

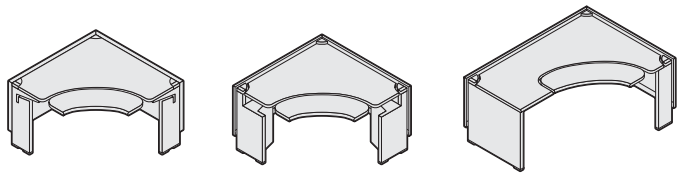
Specifying  
▶ Pages 52–57

## Extended Corner Cove Core Units\*



\* Drawings and dimensions show left-hand units. Right-hand units are also available.

Area is usable worksurface only; it does not include port, accessory rail, or worksurface edge detail.

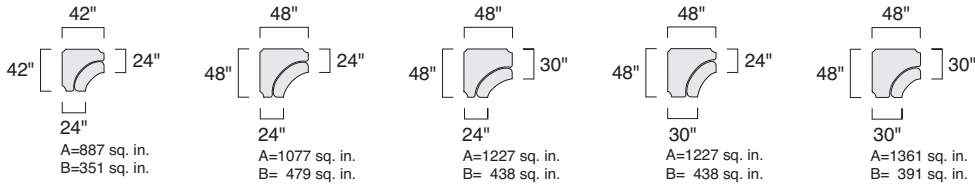


Corner Adjustable Keyboard Unit      Corner Dual Adjustable-Height Unit      Extended Corner Adjustable Keyboard Unit

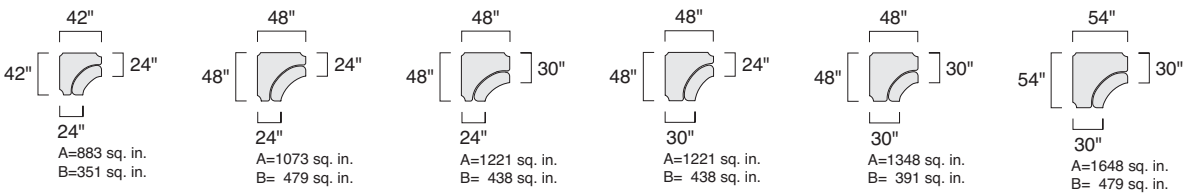
Specifying  
▶ Pages 58–69

## Adjustable-Height Corner and Extended Corner Core Units

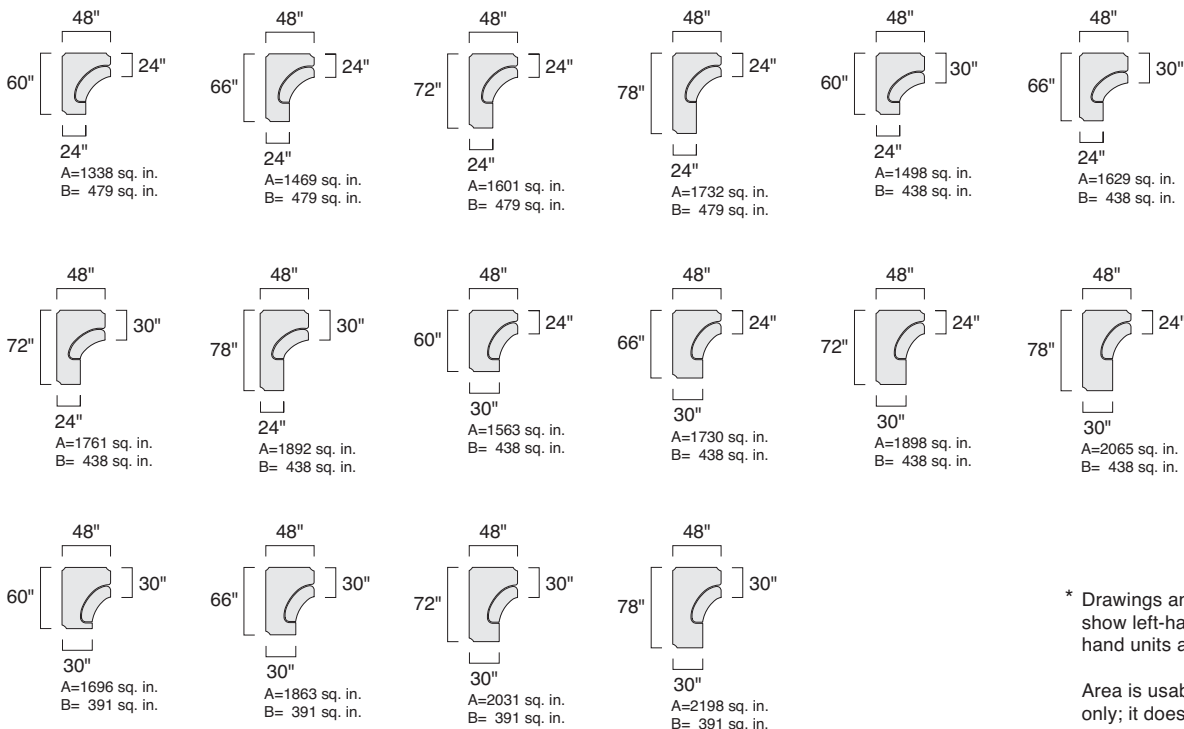
### Corner Core Units with Adjustable-Height Keyboard Surface



### Corner Core Units with Dual Adjustable-Height Worksurfaces

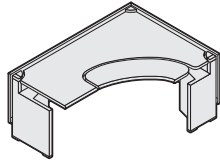


### Extended Corner Core Units with Adjustable-Height Keyboard Surface\*



A = Worksurface in square inches  
B = Keyboard worksurface in square inches

\* Drawings and dimensions show left-hand units. Right-hand units are also available.  
  
Area is usable worksurface only; it does not include port, accessory rail, or worksurface edge detail.

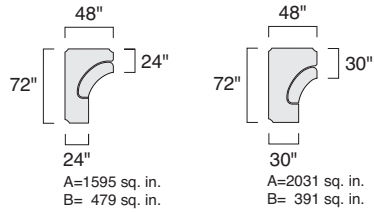


Extended Corner Dual Adjustable-Height Unit

Specifying  
▶ Pages 58–69

## Adjustable-Height Corner and Extended Corner Core Units, continued

### Extended Corner Core Units with Dual Adjustable-Height Worksurfaces\*

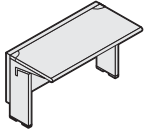


A = Worksurface in square inches  
B = Keyboard worksurface in square inches

\* Drawings and dimensions show left-hand units. Right-hand units are also available.

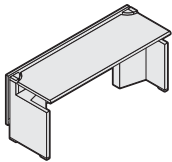
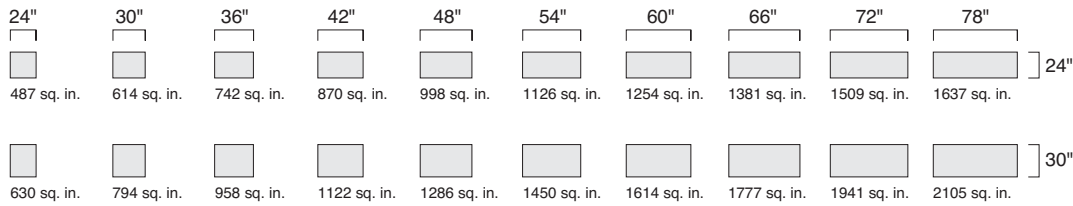
Area is usable worksurface only; it does not include port, accessory rail, or worksurface edge detail.

**Core Units, continued**

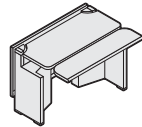


Specifying  
▶ Pages 70–85

**Straight Core Units**



Straight Single  
Adjustable-Height Unit

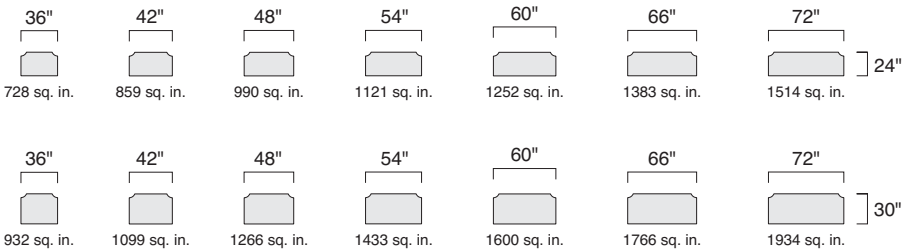


Straight Dual  
Adjustable-Height Unit

Specifying  
▶ Pages 86–89

**Adjustable-Height Straight Core Units**

**Straight Core Units with Single Adjustable-Height Worksurface**



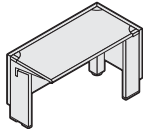
**Straight Core Units with Dual Adjustable-Height Worksurfaces**



A = Worksurface in square inches  
B = Keyboard worksurface in square inches

Area is usable worksurface only; it does not include port, accessory rail, or worksurface edge detail.





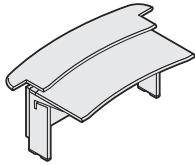
Specifying  
▶ Pages 90–93

### Straight Aisle Privacy Core Units\*

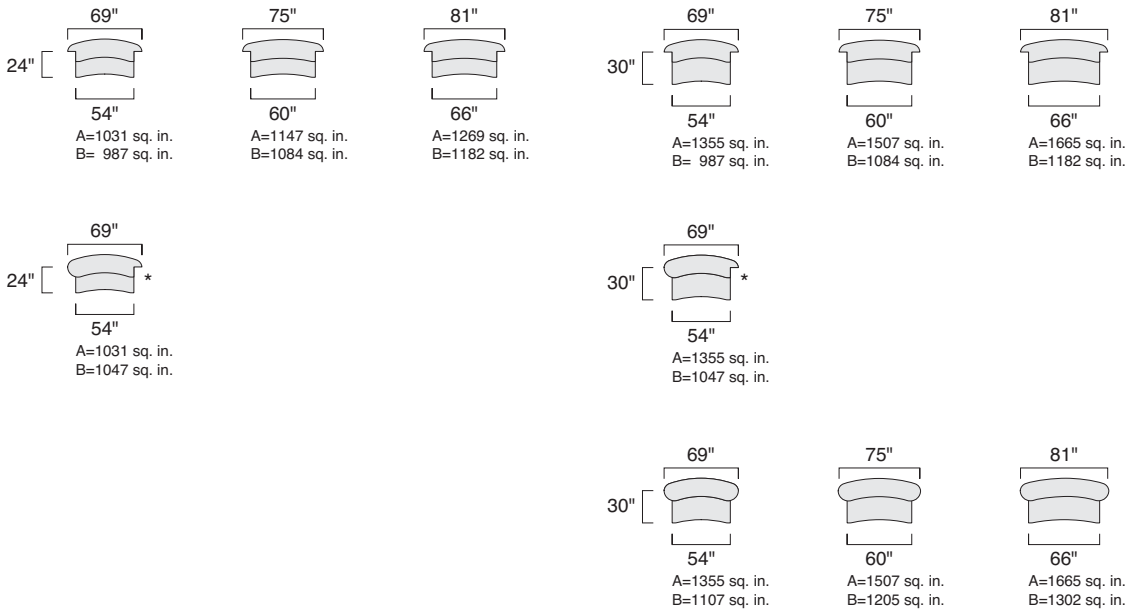
24"	30"	36"	42"	48"	54"	60"	} 24"
437 sq. in.	564 sq. in.	692 sq. in.	820 sq. in.	948 sq. in.	1076 sq. in.	1204 sq. in.	

\* Drawings and dimensions show left-hand units. Right-hand units are also available.

Area is usable worksurface only; it does not include port, accessory rail, or worksurface edge detail.



### Reception Core Units with Countertop

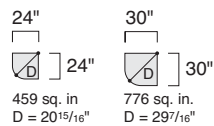


A = Worksurface in square inches  
B = Interaction worksurface in square inches

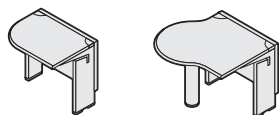


*Tip: Dimension shown ("D") equals distance from the edge of the port to the farthest point on the torus edge curve.*

### Transition Core Units

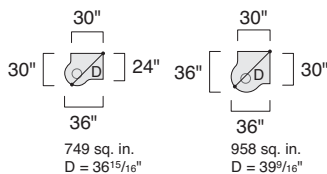
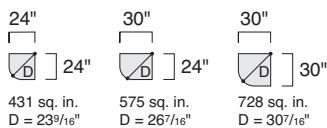


\* Drawings and dimensions show left-hand units. Right-hand units are also available.

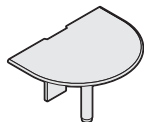


Specifying  
▶ Page 98

### Visitor and Bubble Visitor Core Units\*

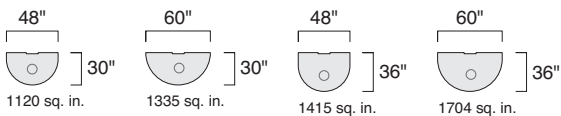


*Tip: Dimension shown ("D") equals distance from the edge of the port to the farthest point on the torus edge curve.*



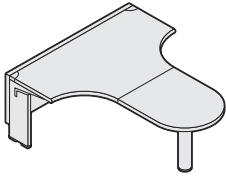
Specifying  
▶ Page 100

### Spanner Tables



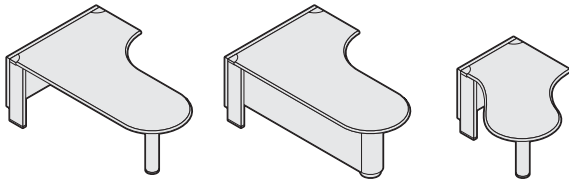
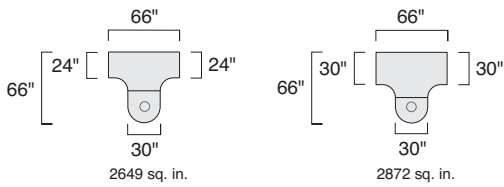
\* Drawings and dimensions show left-hand units. Right-hand units are also available.

Area is usable worksurface only; it does not include port, accessory rail, or worksurface edge detail.



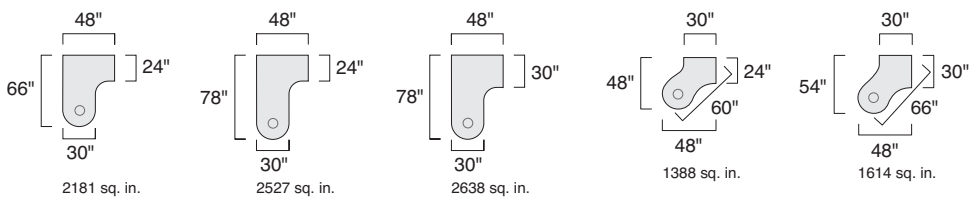
Specifying  
▶ Page 102

### Combi Tables



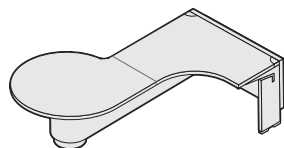
Specifying  
▶ Pages 104–107

### Jetty and Bubble Jetty Tables\*



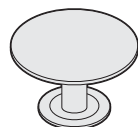
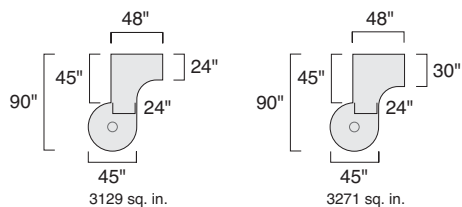
\* Drawings and dimensions show left-hand units. Right-hand units are also available.

Area is usable worksurface only; it does not include port, accessory rail, or worksurface edge detail.



Specifying  
▶ Page 108

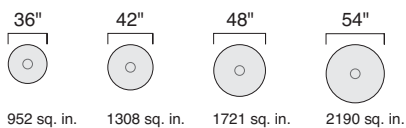
### Enterprise Tables\*



Round Tables

Specifying  
▶ Page 110

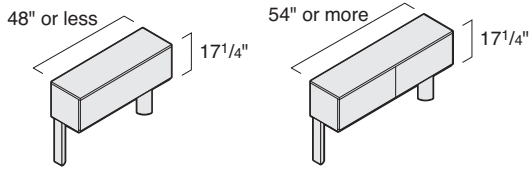
### Round Tables



\* Drawings and dimensions show left-hand units. Right-hand units are also available.

Area is usable worksurface only; it does not include port, accessory rail, or worksurface edge detail.

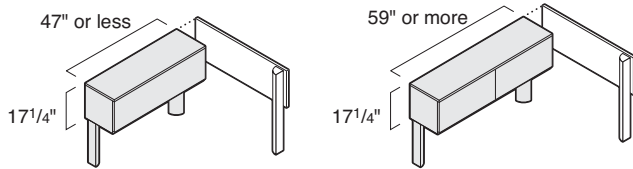
Statement of Line Context, continued



Specifying  
▶ Page 114

**Overhead Cabinets**

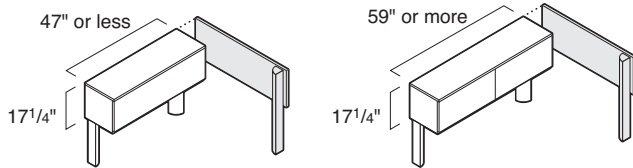
	30"W	36"W	42"W	48"W	54"W	60"W	66"W	72"W	78"W
15 <sup>3</sup> / <sub>4</sub> "D	●	●	●	●	●	●	●	●	●



Specifying  
▶ Page 116

**Corner Overhead Cabinets for Use with Column-Mounted Screen**

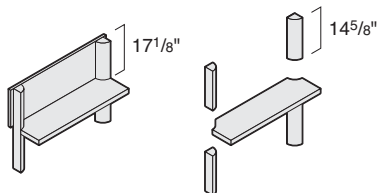
	41"W	47"W	59"W	65"W	71"W	77"W
15 <sup>3</sup> / <sub>4</sub> "D	●	●	●	●	●	●



Specifying  
▶ Page 118

**Column-Mounted Screens for Use with Corner Overhead Cabinet**

	42"W	48"W	60"W	66"W	72"W	78"W
	●	●	●	●	●	●

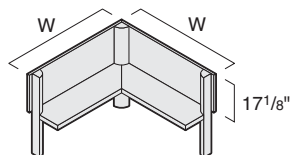


Specifying  
▶ Pages 119

### Straight Column-Mounted Shelves

	24"W*	30"W*	36"W*	42"W*	48"W*	54"W*	60"W*	66"W*	72"W*	78"W*
	610 mm*	762 mm*	914 mm*	1067 mm*	1219 mm*	1372 mm*	1524 mm*	1676 mm*	1829 mm*	1981 mm*
15 1/2"D	●	●	●	●	●	●	●	●	●	●
394 mm D										

\* Width of corresponding core unit. Shelf widths are 3" (76 mm) less.



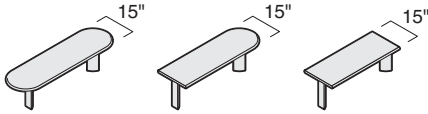
Specifying  
▶ Page 120

### Corner Column-Mounted Shelves

	42"W*	48"W*	60"W*	66"W*	72"W*	78"W*
	1067 mm*	1219 mm*	1524 mm*	1676 mm*	1829 mm*	1981 mm*
42"W*	●		●	●	●	
1067 mm*						
48"W*		●	●	●	●	●
1219 mm*						
60"W*	●	●				
1524 mm*						
66"W*	●	●				
1676 mm*						
72"W*	●	●				
1829 mm*						
78"W*		●				
1981 mm*						

\* Width of corresponding core unit. Shelf widths are 3" (76 mm) less.

Statement of Line Context, continued

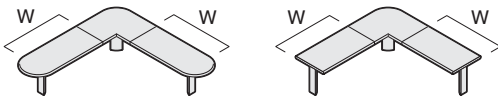


Specifying  
▶ Page 122

**Straight Countertops**

	24"W*	30"W*	36"W*	42"W*	48"W*	54"W*	60"W*	66"W*	72"W*
Both ends curved	●	●	●	●	●	●	●	●	●
One end curved	●	●	●	●	●	●	●	●	
Both ends straight	●	●	●	●	●	●	●	●	●

\* Width of corresponding core unit.

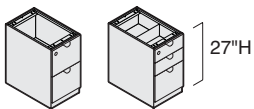


Specifying  
▶ Pages 124–125

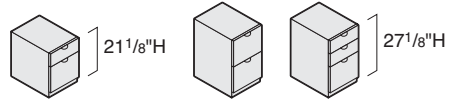
**Corner Countertops**

	42"W*	48"W*	60"W*	66"W*	72"W*	78"W*
42"W*	●					
48"W*		●	●	●	●	●
60"W*		●				
66"W*		●				
72"W*		●				
78"W*		●				

\* Width of corresponding corner core unit.



Specifying  
▶ Page 126



Specifying  
▶ Page 128

**Pedestals**

	27"H
24"D*	●
30"D*	●

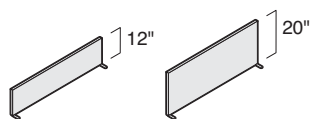
\* Depth of corresponding core unit. All pedestals are 15"W.

**Mobile Pedestals**

	21 1/8"H	27 1/8"H
24"D*		●
30"D*	●	●

\* Depth of corresponding core unit. All mobile pedestals are 15"W.

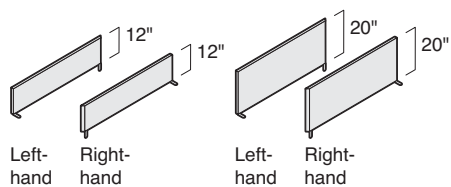




Specifying  
▶ Pages 132–134

### Straight Core-Mounted Screens

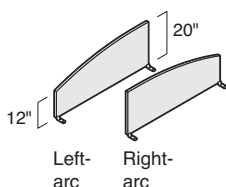
	24"W	30"W	36"W	42"W	48"W	54"W	60"W	66"W	72"W	78"W
12"H	●	●	●	●	●	●	●	●	●	●
20"H	●	●	●	●	●	●	●	●	●	●



Specifying  
▶ Pages 132–134

### Corner Core-Mounted Screens

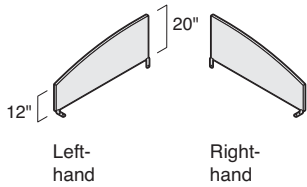
	24"W	30"W	36"W	42"W	48"W	54"W	60"W	66"W	72"W	78"W
12"H	●	●	●	●	●	●	●	●	●	●
20"H	●	●	●	●	●	●	●	●	●	●



Specifying  
▶ Page 136

### Straight Core-Mounted Arc Screens

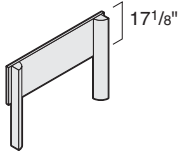
	30"W	36"W	42"W	48"W	54"W	60"W	66"W	72"W	78"W
Left-arc	●	●	●	●	●	●	●	●	●
Right-arc	●	●	●	●	●	●	●	●	●



Specifying  
▶ Page 137

### Corner Core-Mounted Arc Screens

	30"W	36"W	42"W	48"W	54"W	60"W	66"W	72"W	78"W
Left-hand	●	●	●	●	●	●	●	●	●
Right-hand	●	●	●	●	●	●	●	●	●

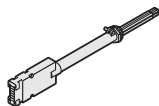


Specifying  
▶ Page 138

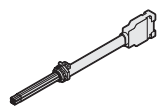
### Straight Column-Mounted Screens

	24"W 610 mm	30"W 762 mm	36"W 914 mm	42"W 1067 mm	48"W 1219 mm	54"W 1372 mm	60"W 1524 mm	66"W 1676 mm	72"W 1829 mm	78"W 1981 mm
	●	●	●	●	●	●	●	●	●	●

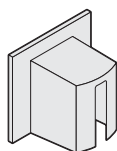
*Tip: Internode power components are not designed to be used in conjunction with utility trunks and utility trunk power.  
Exception: Convenience tri-receptacles can plug into a utility trunk to access power.*



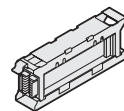
**Floor power infeed** accesses power from the floor.  
Specifying  
▶ Page 140



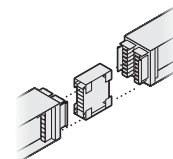
**Multipurpose power infeeds** access power from ceiling or floor.  
Specifying  
▶ Page 141



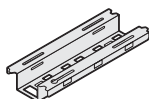
**Modular infeed cover**  
Specifying  
▶ Page 141



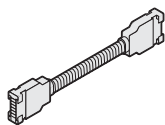
**Power modules** accommodate receptacles.  
Specifying  
▶ Page 142



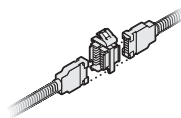
**Block-to-block connector**  
Specifying  
▶ Page 142



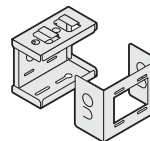
**Mounting bracket** attaches modules under worksurface.  
Specifying  
▶ Page 143



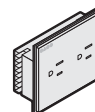
**Modular harnesses** connect power modules to route power.  
Specifying  
▶ Page 144



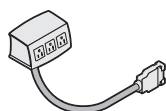
**Harness-to-harness connector**  
Specifying  
▶ Page 144




**Communication module** accepts NEMA or modular furniture faceplates.  
Specifying  
▶ Page 146



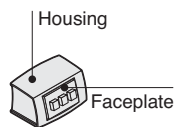
**Receptacles** snap into power module.  
Specifying  
▶ Page 148



**Convenience tri-receptacles with modular harness**  
Specifying  
▶ Page 150



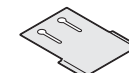
**Convenience tri-receptacles with power cord and plug** house three receptacles.  
Specifying  
▶ Page 151



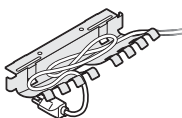
**Convenience communication outlet housing** supports customer-supplied faceplates.  
Specifying  
▶ Page 151



**Above-worksurface clamp kit**  
Specifying  
▶ Page 152



**Below-worksurface mounting bracket**  
Specifying  
▶ Page 152



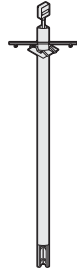
**Cord and cable manager** organizes and stores cords and cables.  
Specifying  
▶ Page 153



**Harness clips** route and manage harnesses.  
Specifying  
▶ Page 153

Statement of Line Context, continued

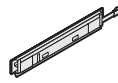
*Tip: Utility trunks and utility trunk power are not designed to be used in conjunction with Internode power components.*



**Utility-Trunk Utility Poles**  
Specifying  
▶ Pages 155–156



**Base Power-Ins**  
Specifying  
▶ Page 154



**Single Utility Trunks**  
Specifying  
▶ Page 158



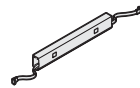
**End Caps**  
Specifying  
▶ Page 160



**Single Utility Trunk Powerways**  
Specifying  
▶ Page 161



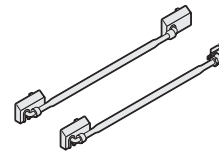
**Double Utility Trunks**  
Specifying  
▶ Page 162



**Double Utility-Trunk Powerways**  
Specifying  
▶ Page 163



**Double Utility Trunk Junctions**  
Specifying  
▶ Page 164



**Jumpers**  
Specifying  
▶ Page 165



**Receptacles**  
Specifying  
▶ Page 167



**Desktop Receptacles**  
Specifying  
▶ Page 168



**Desktop Data/Telecom Connector Housings**  
Specifying  
▶ Page 168



**Cable and Fiber Reels**  
Specifying  
▶ Page 168



**Termination Plate**  
Specifying  
▶ Page 169



# Identifying Characteristics of Context

**Overhead storage cabinets** increase workstation privacy while providing a convenient place to store books, binders, and other materials.

**Vertical drawer towers** provide high-density storage of paper, plus coat and other personal storage for an individual.

**Screens** are available in three different heights to increase privacy, divide workstations, and define space.

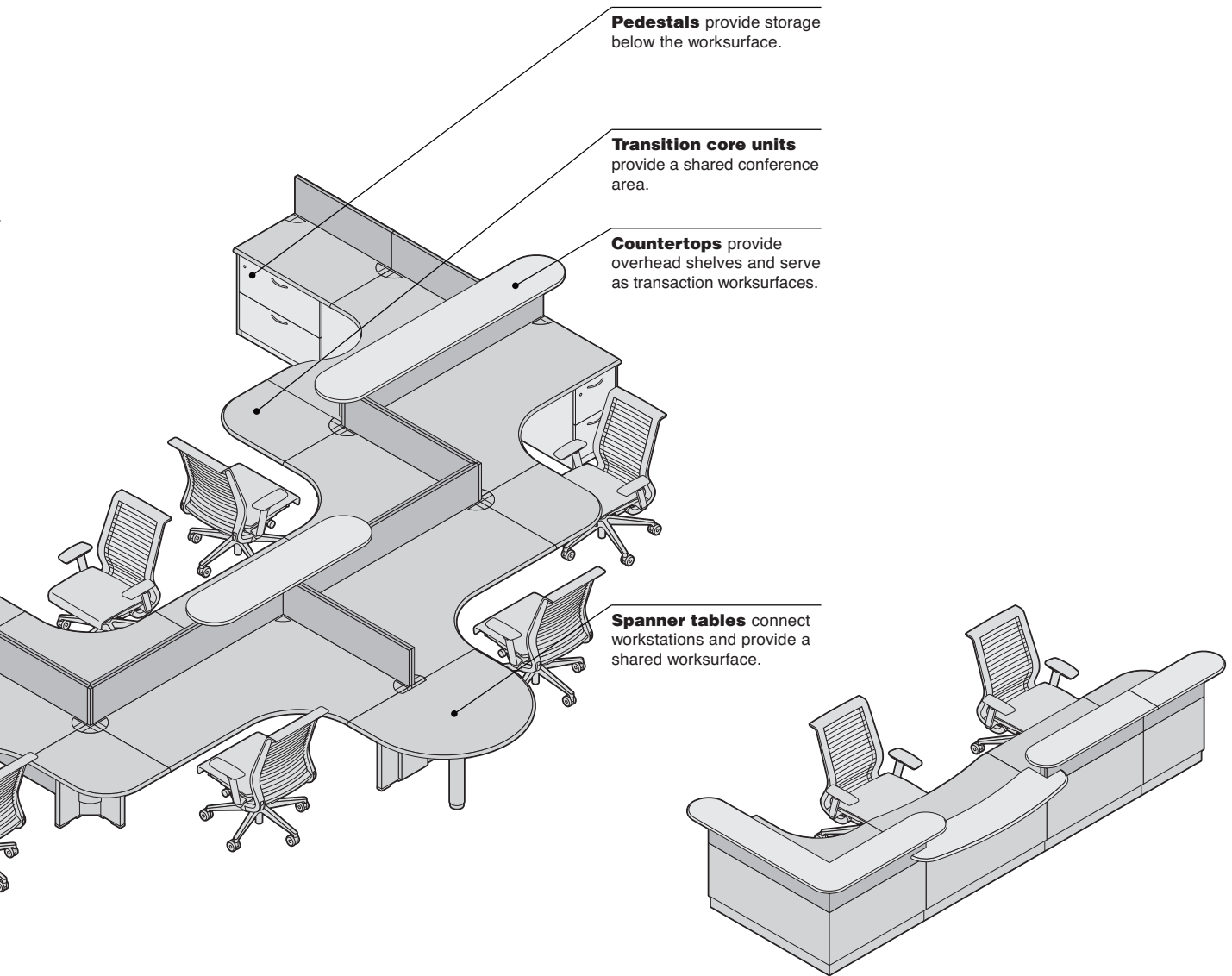
**Jetty tables** can serve as a meeting place.

**Power and cables** are routed through a network of utility trunks that fit below the base of core units.

**Tables** are freestanding and complement Context furniture.

**Dual adjustable core units** are available in many sizes and shapes to accommodate one or more computers.

**Core units** are the cornerstone of Context's freestanding desk system. Core units link to form clusters.







---

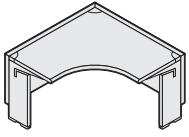
# Specifying Context Core Units

## Core Units

Corner Core Units (SIN 711.1)	<b>42</b>
Extended Corner Core Units (SIN 711.1)	<b>44</b>
Extended Corner Cove Core Units (SIN 711.1)	<b>52</b>
Corner Core Units with Adjustable-Height Keyboard Surface (SIN 711.1)	<b>58</b>
Extended Corner Core Units with Adjustable-Height Keyboard Surface (SIN 711.1)	<b>60</b>
Corner Core Units with Dual Adjustable-Height Worksurfaces (SIN 711.1)	<b>66</b>
Extended Corner Core Units with Dual Adjustable-Height Worksurfaces (SIN 711.1)	<b>68</b>
24"D Straight Core Units (SIN 711.1)	<b>70</b>
30"D Straight Core Units (SIN 711.1)	<b>78</b>
Straight Core Units with Single Adjustable-Height Worksurface (SIN 711.1)	<b>86</b>
Straight Core Unit with Dual Adjustable-Height Worksurfaces (SIN 711.1)	<b>88</b>
24"D Straight Aisle Privacy Core Units (SIN 711.1)	<b>90</b>
Reception Core Units (SIN 711.1)	<b>94</b>
Transition Core Units (SIN 711.1)	<b>96</b>
Visitor and Bubble Visitor Core Units (SIN 711.1)	<b>98</b>
Spanner Tables (SIN 711.1)	<b>100</b>
Combi Tables (SIN 711.1)	<b>102</b>
Jetty Tables (SIN 711.1)	<b>104</b>
Bubble Jetty Tables (SIN 711.1)	<b>106</b>
Enterprise Tables (SIN 711.1)	<b>108</b>
Round Tables (SIN 711.1)	<b>110</b>
Add-On Cable Tray (SIN 711.1)	<b>111</b>

# Corner Core Units

SIN 711.1



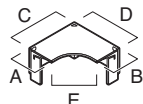
*Tip: The units on this page do not accommodate pedestals.*

*Tip: If you want to fill the space below the back panel with a base plate, remember to order one base plate for each back panel.*

Standard Includes		Required to Specify	
<ul style="list-style-type: none"> <li>• Worksurface: laminate</li> <li>• Basic structure (back panels and supports): paint price group 1</li> <li>• Port and screen socket covers: plastic</li> <li>• Accessory rails</li> <li>• Cable trays</li> <li>• Leveling glides</li> </ul>		<ol style="list-style-type: none"> <li>1 Style number</li> <li>2 Laminate color number for worksurface ▶ See page 185 for directional laminate illustrations.</li> <li>3 Paint color number for basic structure</li> <li>4 Plastic color number for port and screen socket covers: 6681 Grotto or 6682 Cobblestone</li> <li>5 Options, if selected (see below) ▶ See <i>Surface Materials</i>, page 176.</li> </ol>	
Options	Price	Required to Specify	
<b>Surface Materials</b>	<b>Worksurface</b>		
	<ul style="list-style-type: none"> <li>• Open Line laminate +\$64</li> <li>• Wood veneer Prices at right</li> </ul>	<ul style="list-style-type: none"> <li>▶ See <i>Surface Materials Reference Manual</i>. Specify natural veneer color number.</li> <li>▶ See page 175 to help you identify the differences.</li> <li>▶ See page 184 for directional illustrations.</li> <li>▶ See <i>Surface Materials Reference Manual</i>.</li> </ul>	
	<ul style="list-style-type: none"> <li>• Customiz stain on wood veneer No cost</li> <li>• Full-fill finish on wood veneer +\$44</li> </ul>	<ul style="list-style-type: none"> <li>▶ See <i>Surface Materials Reference Manual</i>.</li> </ul>	
	<b>Basic structure</b>		
	<ul style="list-style-type: none"> <li>• Paint price group 1 No cost</li> <li>• Paint price group 2 +\$45</li> <li>• Paint price group 3 +\$78</li> </ul>	<ul style="list-style-type: none"> <li>Specify paint color number.</li> <li>Specify paint color number.</li> <li>Specify paint color number.</li> </ul>	
<b>Passthroughs and Cutouts</b>	<b>Back panels</b>		
	<ul style="list-style-type: none"> <li>• Passthroughs in left back panel +\$50</li> <li>• Passthroughs in right back panel +\$50</li> <li>• Cutout in left back panel No cost</li> <li>• Cutout in right back panel No cost</li> </ul>	<ul style="list-style-type: none"> <li>Specify <i>with passthroughs in left back panel</i>.</li> <li>Specify <i>with passthroughs in right back panel</i>.</li> <li>Specify <i>with cutout in left back panel</i>.</li> <li>Specify <i>with cutout in right back panel</i>.</li> </ul>	
	<b>End supports</b>		
	<ul style="list-style-type: none"> <li>• Passthroughs in left end support +\$50</li> <li>• Passthroughs in right end support +\$50</li> </ul>	<ul style="list-style-type: none"> <li>Specify <i>with passthroughs in left end support</i>.</li> <li>Specify <i>with passthroughs in right end support</i>.</li> </ul>	
<b>Related Products</b>	<ul style="list-style-type: none"> <li>• Corner base plates</li> <li>• Core-mounted corner screens</li> <li>• Column-mounted corner and straight screens</li> <li>• Add-on cable tray</li> <li>• Power and communication</li> </ul>	<ul style="list-style-type: none"> <li>▶ Page 43 Specify style number and select paint color number.</li> <li>▶ Pages 132–137</li> <li>▶ Page 138</li> <li>▶ Page 111</li> <li>▶ Page 139</li> </ul>	

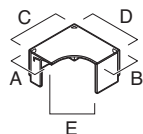
## Specification Information

Dimensions					Style Number	Base Price	Option (Add \$ to Base Price)
A	B	C	D	E			
:	:	:	:	:	:	:	Natural Wood Veneer with Open-Pore



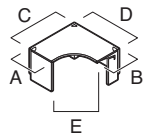
## Two Inside Supports

24"	24"	42"	42"	18"	<b>X1BI24425</b>	\$2039	+\$821
24"	24"	48"	48"	18"	<b>X1BI24487</b>	\$2115	+\$974
24"	30"	48"	48"	18"	<b>X1BI23486</b>	\$2156	+\$974
30"	24"	48"	48"	18"	<b>X1BI32482</b>	\$2156	+\$974
30"	30"	48"	48"	18"	<b>X1BI30480</b>	\$2156	+\$974
:	:	:	:	:	:	:	:



## Inside Support Left, End Support Right

24"	24"	42"	42"	18"	<b>X1BL24424</b>	\$2039	+\$821
24"	24"	48"	48"	18"	<b>X1BL24486</b>	\$2115	+\$974
24"	30"	48"	48"	18"	<b>X1BL23485</b>	\$2156	+\$974
30"	24"	48"	48"	18"	<b>X1BL32481</b>	\$2156	+\$974
30"	30"	48"	48"	18"	<b>X1BL30489</b>	\$2156	+\$974
:	:	:	:	:	:	:	:



## End Support Left, Inside Support Right

24"	24"	42"	42"	18"	<b>X1BR24422</b>	\$2039	+\$821
24"	24"	48"	48"	18"	<b>X1BR24484</b>	\$2115	+\$974
24"	30"	48"	48"	18"	<b>X1BR23483</b>	\$2156	+\$974
30"	24"	48"	48"	18"	<b>X1BR32489</b>	\$2156	+\$974
30"	30"	48"	48"	18"	<b>X1BR30487</b>	\$2156	+\$974
:	:	:	:	:	:	:	:

## Related Products

Width	Style Number	Quantity	Price
:	:	:	:

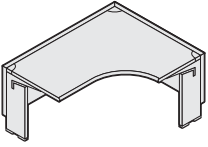
## Corner Base Plates, Field Installed

42"	<b>X1J000421</b>	1	\$100
48"	<b>X1J000483</b>	1	\$106
:	:	:	:

# Extended Corner Core Units

## Left-Hand Units with Two Inside Supports

SIN 711.1



*Tip: The 66"W and 72"W units will accept a pedestal; the 78"W unit will accept two pedestals or a 30"W lateral file.*

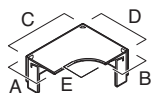
▶ See Context Systems Furniture Specification Guide.

*Tip: If you want to fill the space below the back panel with a base plate, remember to order one base plate for each back panel.*

Standard Includes		Required to Specify	
<ul style="list-style-type: none"> <li>• Worksurface: laminate</li> <li>• Basic structure (back panels and supports): paint price group 1</li> <li>• Port and screen socket covers: plastic</li> <li>• Accessory rails</li> <li>• Cable trays</li> <li>• Leveling glides</li> </ul>		<ol style="list-style-type: none"> <li>1 Style number</li> <li>2 Laminate color number for worksurface ▶ See page 185 for directional laminate illustrations.</li> <li>3 Paint color number for basic structure</li> <li>4 Plastic color number for port and screen socket covers: 6681 Grotto or 6682 Cobblestone</li> <li>5 Options, if selected (see below) ▶ See <i>Surface Materials</i>, page 176.</li> </ol>	
Options	Price	Required to Specify	
<b>Surface Materials</b>	<b>Worksurface</b>	▶ See <i>Surface Materials Reference Manual</i> . Specify natural veneer color number.	
	<ul style="list-style-type: none"> <li>• Open Line laminate +\$64</li> <li>• Wood veneer Prices at right</li> </ul>	▶ See page 176 to help you identify the differences.	
	<ul style="list-style-type: none"> <li>• Customiz stain on wood veneer No cost</li> <li>• Full-fill finish on wood veneer +\$90</li> </ul>	▶ See page 184 for directional illustrations. ▶ See <i>Surface Materials Reference Manual</i> .	
	<b>Basic structure</b>	▶ See <i>Surface Materials Reference Manual</i> .	
	<ul style="list-style-type: none"> <li>• Paint price group 1 No cost</li> <li>• Paint price group 2 +\$45</li> <li>• Paint price group 3 +\$78</li> </ul>	Specify paint color number. Specify paint color number. Specify paint color number.	
<b>Passthroughs and Cutouts</b>	<b>Back panels</b>	Specify <i>with passthroughs in left back panel</i> .	
	<ul style="list-style-type: none"> <li>• Passthroughs in left back panel +\$50</li> <li>• Passthroughs in right back panel +\$50</li> <li>• Cutout in left back panel No cost</li> <li>• Cutout in right back panel No cost</li> </ul>	Specify <i>with passthroughs in right back panel</i> . Specify <i>with cutout in left back panel</i> . Specify <i>with cutout in right back panel</i> .	
<b>Related Products</b>	<ul style="list-style-type: none"> <li>• Corner base plates</li> <li>• Core-mounted corner screens</li> <li>• Column-mounted corner and straight screens</li> <li>• Add-on cable tray</li> <li>• Pedestals</li> <li>• Power and communication</li> </ul>	<ul style="list-style-type: none"> <li>▶ Page 45 Specify style number and select paint color number.</li> <li>▶ Pages 132–137</li> <li>▶ Page 138</li> <li>▶ Page 111</li> <li>▶ Page 126</li> <li>▶ Page 139</li> </ul>	

## Specification Information

• Dimensions					• Style Number	• Base Price	• Option (Add \$ to Base Price)
A	B	C	D	E			
:	:	:	:	:	:	:	: Natural : Wood : Veneer : with : Open-Pore



## Left-Hand Units

24"	24"	60"	48"	18"	<b>X1MI24608</b>	\$2311	+\$1191
24"	24"	66"	48"	18"	<b>X1MI24660</b>	\$2427	+\$1322
24"	24"	72"	48"	18"	<b>X1MI24725</b>	\$2533	+\$1451
24"	24"	78"	48"	18"	<b>X1MI24787</b>	\$2649	+\$1585
24"	30"	60"	48"	18"	<b>X1MI23607</b>	\$2311	+\$1191
24"	30"	66"	48"	18"	<b>X1MI23669</b>	\$2427	+\$1322
24"	30"	72"	48"	18"	<b>X1MI23724</b>	\$2533	+\$1451
24"	30"	78"	48"	18"	<b>X1MI23786</b>	\$2649	+\$1585
30"	24"	60"	48"	18"	<b>X1MI32603</b>	\$2311	+\$1191
30"	24"	66"	48"	18"	<b>X1MI32665</b>	\$2427	+\$1322
30"	24"	72"	48"	18"	<b>X1MI32720</b>	\$2533	+\$1451
30"	24"	78"	48"	18"	<b>X1MI32782</b>	\$2649	+\$1585
30"	30"	60"	48"	18"	<b>X1MI30601</b>	\$2311	+\$1191
30"	30"	66"	48"	18"	<b>X1MI30663</b>	\$2427	+\$1322
30"	30"	72"	48"	18"	<b>X1MI30728</b>	\$2533	+\$1451
30"	30"	78"	48"	18"	<b>X1MI30780</b>	\$2649	+\$1585
:	:	:	:	:	:	:	:

## Related Products

• Width	• Style Number	• Quantity	• Price
:	:	:	:

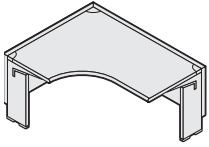
## Corner Base Plates, Field Installed

48"	<b>X1J000483</b>	1	\$106
60"	<b>X1J000603</b>	1	\$112
66"	<b>X1J000665</b>	1	\$118
72"	<b>X1J000720</b>	1	\$124
78"	<b>X1J000782</b>	1	\$135
:	:	:	:

# Extended Corner Core Units

Right-Hand Units with Two Inside Supports

SIN 711.1



*Tip: The 66"W and 72"W units will accept a pedestal; the 78"W unit will accept two pedestals or a 30"W lateral file.*

▶ See Context Systems Furniture Specification Guide.

*Tip: If you want to fill the space below the back panel with a base plate, remember to order one base plate for each back panel.*

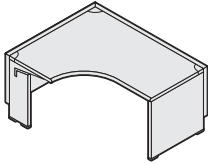
Standard Includes		Required to Specify	
<ul style="list-style-type: none"> <li>• Worksurface: laminate</li> <li>• Basic structure (back panels and supports): paint price group 1</li> <li>• Port and screen socket covers: plastic</li> <li>• Accessory rails</li> <li>• Cable trays</li> <li>• Leveling glides</li> </ul>		<ol style="list-style-type: none"> <li>1 Style number</li> <li>2 Laminate color number for worksurface ▶ See page 185 for directional laminate illustrations.</li> <li>3 Paint color number for basic structure</li> <li>4 Plastic color number for port and screen socket covers: 6681 Grotto or 6682 Cobblestone</li> <li>5 Options, if selected (see below) ▶ See <i>Surface Materials</i>, page 176.</li> </ol>	
Options	Price	Required to Specify	
<b>Surface Materials</b>	<b>Worksurface</b>	▶ See <i>Surface Materials Reference Manual</i> . Specify natural veneer color number.	
	• Open Line laminate +\$64 • Wood veneer Prices at right	▶ See page 176 to help you identify the differences. ▶ See page 184 for directional illustrations. ▶ See <i>Surface Materials Reference Manual</i> .	
	• Customiz stain on wood veneer No cost	▶ See <i>Surface Materials Reference Manual</i> .	
	• Full-fill finish on wood veneer +\$90	▶ See <i>Surface Materials Reference Manual</i> .	
	<b>Basic structure</b>	Specify paint color number.	
	• Paint price group 1 No cost	Specify paint color number.	
	• Paint price group 2 +\$45	Specify paint color number.	
	• Paint price group 3 +\$78		
<b>Passthroughs and Cutouts</b>	<b>Back panels</b>	Specify <i>with passthroughs in left back panel</i> .	
	• Passthroughs in left back panel +\$50	Specify <i>with passthroughs in right back panel</i> .	
	• Passthroughs in right back panel +\$50	Specify <i>with cutout in left back panel</i> .	
	• Cutout in left back panel No cost	Specify <i>with cutout in right back panel</i> .	
	• Cutout in right back panel No cost		
<b>Related Products</b>	• Corner base plates	▶ Page 47 Specify style number and select paint color number.	
	• Core-mounted corner screens	▶ Pages 132–137	
	• Column-mounted corner and straight screens	▶ Page 138	
	• Add-on cable tray	▶ Page 111	
	• Pedestals	▶ Page 126	
	• Power and communication	▶ Page 139	



# Extended Corner Core Units

Right-Hand Units with Inside Support Left and End Support Right

SIN 711.1



*Tip: The 66"W and 72"W units will accept a pedestal; the 78"W unit will accept two pedestals or a 30"W lateral file.*

▶ See Context Systems Furniture Specification Guide.

*Tip: If you want to fill the space below the back panel with a base plate, remember to order one base plate for each back panel.*

Standard Includes		Required to Specify	
<ul style="list-style-type: none"> <li>• Worksurface: laminate</li> <li>• Basic structure (back panels and supports): paint price group 1</li> <li>• Port and screen socket covers: plastic</li> <li>• Accessory rails</li> <li>• Cable trays</li> <li>• Leveling glides</li> </ul>		<ol style="list-style-type: none"> <li>1 Style number</li> <li>2 Laminate color number for worksurface ▶ See page 185 for directional laminate illustrations.</li> <li>3 Paint color number for basic structure</li> <li>4 Plastic color number for port and screen socket covers: 6681 Grotto or 6682 Cobblestone</li> <li>5 Options, if selected (see below) ▶ See <i>Surface Materials</i>, page 176.</li> </ol>	
Options	Price	Required to Specify	
<b>Surface Materials</b>	<b>Worksurface</b>		
	• Open Line laminate	+\$64	▶ See <i>Surface Materials Reference Manual</i> . Specify natural veneer color number. ▶ See page 176 to help you identify the differences. ▶ See page 184 for directional illustrations. ▶ See <i>Surface Materials Reference Manual</i> .
	• Wood veneer	Prices at right	
	• Customiz stain on wood veneer	No cost	▶ See <i>Surface Materials Reference Manual</i> .
• Full-fill finish on wood veneer	+\$90		
	<b>Basic structure</b>		
	• Paint price group 1	No cost	Specify paint color number.
	• Paint price group 2	+\$45	Specify paint color number.
	• Paint price group 3	+\$78	Specify paint color number.
<b>Passthroughs and Cutouts</b>	<b>Back panels</b>		
	• Passthroughs in left back panel	+\$50	Specify <i>with passthroughs in left back panel</i> .
	• Passthroughs in right back panel	+\$50	Specify <i>with passthroughs in right back panel</i> .
	• Cutout in left back panel	No cost	Specify <i>with cutout in left back panel</i> .
	• Cutout in right back panel	No cost	Specify <i>with cutout in right back panel</i> .
	<b>End support</b>		
	• Passthroughs in right end support	+\$50	Specify <i>with passthroughs in right end support</i> .
<b>Related Products</b>	• Corner base plates	▶ Page 49 Specify style number and select paint color number.	
	• Core-mounted corner screens	▶ Pages 132–137	
	• Column-mounted corner and straight screens	▶ Page 138	
	• Add-on cable tray	▶ Page 111	
	• Pedestals	▶ Page 126	
• Power and communication	▶ Page 139		



**Specification Information**

• Dimensions					• Style • Number	• Base • Price	• Option (Add \$ to Base Price)
A	B	C	D	E			
•	•	•	•	•	•	•	• Natural • Wood • Veneer • with • Open-Pore



**Right-Hand Units**

24"	24"	48"	60"	18"	<b>X1NL24608</b>	\$2311	+\$1191
24"	24"	48"	66"	18"	<b>X1NL24660</b>	\$2427	+\$1322
24"	24"	48"	72"	18"	<b>X1NL24725</b>	\$2533	+\$1451
24"	24"	48"	78"	18"	<b>X1NL24787</b>	\$2649	+\$1585
24"	30"	48"	60"	18"	<b>X1NL23607</b>	\$2311	+\$1191
24"	30"	48"	66"	18"	<b>X1NL23667</b>	\$2427	+\$1322
24"	30"	48"	72"	18"	<b>X1NL23724</b>	\$2533	+\$1451
24"	30"	48"	78"	18"	<b>X1NL23786</b>	\$2649	+\$1585
30"	24"	48"	60"	18"	<b>X1NL32603</b>	\$2311	+\$1191
30"	24"	48"	66"	18"	<b>X1NL32665</b>	\$2427	+\$1322
30"	24"	48"	72"	18"	<b>X1NL32720</b>	\$2533	+\$1451
30"	24"	48"	78"	18"	<b>X1NL32782</b>	\$2649	+\$1585
30"	30"	48"	60"	18"	<b>X1NL30601</b>	\$2311	+\$1191
30"	30"	48"	66"	18"	<b>X1NL30663</b>	\$2427	+\$1322
30"	30"	48"	72"	18"	<b>X1NL30728</b>	\$2533	+\$1451
30"	30"	48"	78"	18"	<b>X1NL30780</b>	\$2649	+\$1585
•	•	•	•	•	•	•	•

**Related Products**

• Width	• Style • Number	• Quantity	• Price
•	•	•	•

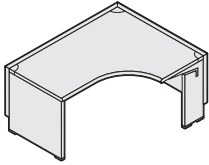
**Corner Base Plates, Field Installed**

48"	<b>X1J000483</b>	1	\$106
60"	<b>X1J000603</b>	1	\$112
66"	<b>X1J000665</b>	1	\$118
72"	<b>X1J000720</b>	1	\$124
78"	<b>X1J000782</b>	1	\$135
•	•	•	•

# Extended Corner Core Units

Left-Hand Units with End Support Left and Inside Support Right

SIN 711.1



*Tip: The 66"W and 72"W units will accept a pedestal; the 78"W unit will accept two pedestals or a 30"W lateral file.*

▶ See Context Systems Furniture Specification Guide.

*Tip: If you want to fill the space below the back panel with a base plate, remember to order one base plate for each back panel.*

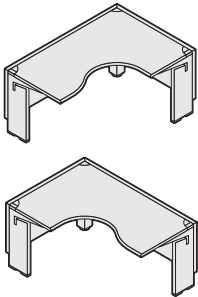
Standard Includes		Required to Specify	
<ul style="list-style-type: none"> <li>• Worksurface: laminate</li> <li>• Basic structure (back panels and supports): paint price group 1</li> <li>• Port and screen socket covers: plastic</li> <li>• Accessory rails</li> <li>• Cable trays</li> <li>• Leveling glides</li> </ul>		<ol style="list-style-type: none"> <li>1 Style number</li> <li>2 Laminate color number for worksurface ▶ See page 185 for directional laminate illustrations.</li> <li>3 Paint color number for basic structure</li> <li>4 Plastic color number for port and screen socket covers: 6681 Grotto or 6682 Cobblestone</li> <li>5 Options, if selected (see below) ▶ See <i>Surface Materials</i>, page 176.</li> </ol>	
Options	Price	Required to Specify	
<b>Surface Materials</b>	<b>Worksurface</b>	▶ See <i>Surface Materials Reference Manual</i> . Specify natural veneer color number.	
	• Open Line laminate +\$64	▶ See page 176 to help you identify the differences.	
	• Wood veneer Prices at right	▶ See page 184 for directional illustrations.	
	• Customiz stain on wood veneer No cost	▶ See <i>Surface Materials Reference Manual</i> .	
	• Full-fill finish on wood veneer +\$90	▶ See <i>Surface Materials Reference Manual</i> .	
	<b>Basic structure</b>	Specify paint color number.	
	• Paint price group 1 No cost	Specify paint color number.	
	• Paint price group 2 +\$45	Specify paint color number.	
	• Paint price group 3 +\$78		
<b>Passthroughs and Cutouts</b>	<b>Back panels</b>	Specify <i>with passthroughs in left back panel</i> .	
	• Passthroughs in left back panel +\$50	Specify <i>with passthroughs in right back panel</i> .	
	• Passthroughs in right back panel +\$50	Specify <i>with cutout in left back panel</i> .	
	• Cutout in left back panel No cost	Specify <i>with cutout in right back panel</i> .	
	• Cutout in right back panel No cost		
	<b>End support</b>	Specify <i>with passthroughs in left end support</i> .	
	• Passthroughs in left end support +\$50		
<b>Related Products</b>	• Corner base plates	▶ Page 51 Specify style number and select paint color number.	
	• Core-mounted corner screens	▶ Pages 132–137	
	• Column-mounted corner and straight screens	▶ Page 138	
	• Add-on cable tray	▶ Page 111	
	• Pedestals	▶ Page 126	
	• Power and communication	▶ Page 139	



# Extended Corner Cove Core Units

With Two Inside Supports

SIN 711.1



*Tip: The 72"W unit will accept a pedestal but not a lateral file.*

▶ See Context Systems Furniture Specification Guide.

*Tip: If you want to fill the space below the back panel with a base plate, remember to order one base plate for each back panel.*

Standard Includes		Required to Specify	
<ul style="list-style-type: none"> <li>• Worksurface: laminate</li> <li>• Basic structure (back panels and supports): paint price group 1</li> <li>• Port and screen socket covers: plastic</li> <li>• Accessory rails</li> <li>• Cable trays</li> <li>• Leveling glides</li> </ul>		<ol style="list-style-type: none"> <li>1 Style number</li> <li>2 Laminate color number for worksurface ▶ See page 185 for directional laminate illustrations.</li> <li>3 Paint color number for basic structure</li> <li>4 Plastic color number for port and screen socket covers: 6681 Grotto or 6682 Cobblestone</li> <li>5 Options, if selected (see below) ▶ See <i>Surface Materials</i>, page 176.</li> </ol>	
Options	Price	Required to Specify	
<b>Surface Materials</b>	<b>Worksurface</b>	▶ See <i>Surface Materials Reference Manual</i> . Specify natural veneer color number.	
	• Open Line laminate	+\$64	▶ See page 176 to help you identify the differences.
	• Wood veneer	Prices at right	▶ See page 184 for directional illustrations. ▶ See <i>Surface Materials Reference Manual</i> .
	• Customiz stain on wood veneer	No cost	▶ See <i>Surface Materials Reference Manual</i> .
	• Full-fill finish on wood veneer	+\$90	
	<b>Basic structure</b>		
	• Paint price group 1	No cost	Specify paint color number.
	• Paint price group 2	+\$47	Specify paint color number.
	• Paint price group 3	+\$83	Specify paint color number.
<b>Passthroughs and Cutouts</b>	<b>Back panels</b>		
	• Passthroughs in left back panel	+\$50	Specify <i>with passthroughs in left back panel</i> .
	• Passthroughs in right back panel	+\$50	Specify <i>with passthroughs in right back panel</i> .
	• Cutout in left back panel	No cost	Specify <i>with cutout in left back panel</i> .
	• Cutout in right back panel	No cost	Specify <i>with cutout in right back panel</i> .
<b>Related Products</b>	• Corner base plates		▶ Page 53 Specify style number and select paint color number.
	• Core-mounted corner screens		▶ Pages 132–137
	• Column-mounted corner and straight screens		▶ Page 138
	• Add-on cable tray		▶ Page 111
	• Pedestals		▶ Page 126
	• Power and communication		▶ Page 139

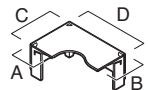
## Specification Information

Dimensions				Style Number	Base Price	Option (Add \$ to Base Price)
A	B	C	D			
:	:	:	:	:	:	:
:	:	:	:	:	:	Natural
:	:	:	:	:	:	Wood
:	:	:	:	:	:	Veneer
:	:	:	:	:	:	with
:	:	:	:	:	:	Open-pore



## Left-Hand Units

30"	24"	60"	42"	<b>X1YI32602</b>	\$2311	+\$1191
30"	24"	72"	42"	<b>X1YI32729</b>	\$2533	+\$1451
30"	24"	60"	48"	<b>X1WI32601</b>	\$2347	+\$1191
30"	24"	72"	48"	<b>X1WI32728</b>	\$2573	+\$1451
:	:	:	:	:	:	:



## Right-Hand Units

24"	30"	42"	60"	<b>X1ZI23601</b>	\$2311	+\$1191
24"	30"	42"	72"	<b>X1ZI23728</b>	\$2533	+\$1451
24"	30"	48"	60"	<b>X1RI23600</b>	\$2347	+\$1191
24"	30"	48"	72"	<b>X1RI23727</b>	\$2573	+\$1451
:	:	:	:	:	:	:

## Related Products

Width	Style Number	Quantity	Price
:	:	:	:

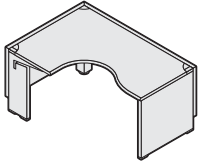
## Corner Base Plates, Field Installed

42"	<b>X1J000421</b>	1	\$100
48"	<b>X1J000483</b>	1	\$106
60"	<b>X1J000603</b>	1	\$112
72"	<b>X1J000720</b>	1	\$124
:	:	:	:

# Extended Corner Cove Core Units

Right-Hand Units with Inside Support Left and End Support Right

SIN 711.1



*Tip: The 72"W unit will accept a pedestal but not a lateral file.*

▶ See Context Systems Furniture Specification Guide.

*Tip: If you want to fill the space below the back panel with a base plate, remember to order one base plate for each back panel.*

Standard Includes		Required to Specify
<ul style="list-style-type: none"> <li>• Worksurface: laminate</li> <li>• Basic structure (back panels and supports): paint price group 1</li> <li>• Port and screen socket covers: plastic</li> <li>• Accessory rails</li> <li>• Cable trays</li> <li>• Leveling glides</li> </ul>		<ol style="list-style-type: none"> <li>1 Style number</li> <li>2 Laminate color number for worksurface ▶ See page 185 for directional laminate illustrations.</li> <li>3 Paint color number for basic structure</li> <li>4 Plastic color number for port and screen socket covers: 6681 Grotto or 6682 Cobblestone</li> <li>5 Options, if selected (see below) ▶ See <i>Surface Materials</i>, page 176.</li> </ol>
Options	Price	Required to Specify
<b>Surface Materials</b>	<b>Worksurface</b>	
	<ul style="list-style-type: none"> <li>• Open Line laminate +\$64</li> <li>• Wood veneer Prices at right</li> </ul>	<ul style="list-style-type: none"> <li>▶ See <i>Surface Materials Reference Manual</i>. Specify natural veneer color number.</li> <li>▶ See page 176 to help you identify the differences.</li> <li>▶ See page 184 for directional illustrations.</li> <li>▶ See <i>Surface Materials Reference Manual</i>.</li> </ul>
	<ul style="list-style-type: none"> <li>• Customiz stain on wood veneer No cost</li> <li>• Full-fill finish on wood veneer +\$90</li> </ul>	<ul style="list-style-type: none"> <li>▶ See <i>Surface Materials Reference Manual</i>.</li> </ul>
	<b>Basic structure</b>	
	<ul style="list-style-type: none"> <li>• Paint price group 1 No cost</li> <li>• Paint price group 2 +\$47</li> <li>• Paint price group 3 +\$83</li> </ul>	<ul style="list-style-type: none"> <li>Specify paint color number.</li> <li>Specify paint color number.</li> <li>Specify paint color number.</li> </ul>
<b>Passthroughs and Cutouts</b>	<b>Back panels</b>	
	<ul style="list-style-type: none"> <li>• Passthroughs in left back panel +\$50</li> <li>• Passthroughs in right back panel +\$50</li> <li>• Cutout in left back panel No cost</li> <li>• Cutout in right back panel No cost</li> </ul>	<ul style="list-style-type: none"> <li>Specify <i>with passthroughs in left back panel</i>.</li> <li>Specify <i>with passthroughs in right back panel</i>.</li> <li>Specify <i>with cutout in left back panel</i>.</li> <li>Specify <i>with cutout in right back panel</i>.</li> </ul>
	<b>End support</b>	
	<ul style="list-style-type: none"> <li>• Passthroughs in left end support +\$50</li> </ul>	<ul style="list-style-type: none"> <li>Specify <i>with passthroughs in left end support</i>.</li> </ul>
<b>Related Products</b>	<ul style="list-style-type: none"> <li>• Corner base plates</li> <li>• Core-mounted corner screens</li> <li>• Column-mounted corner and straight screens</li> <li>• Add-on cable tray</li> <li>• Pedestals</li> <li>• Power and communication</li> </ul>	<ul style="list-style-type: none"> <li>▶ Page 55 Specify style number and select paint color number.</li> <li>▶ Pages 132–137</li> <li>▶ Page 138</li> <li>▶ Page 111</li> <li>▶ Page 126</li> <li>▶ Page 139</li> </ul>

## Specification Information

• Dimensions				• Style	• Base	• Option
A	B	C	D	Number	Price	(Add \$ to Base Price)
:	:	:	:	:	:	:
:	:	:	:	:	:	Natural
:	:	:	:	:	:	Wood
:	:	:	:	:	:	Veneer
:	:	:	:	:	:	with
:	:	:	:	:	:	Open-pore

## Right-Hand Units

30"	24"	42"	60"	<b>X1ZL23609</b>	\$2311	+\$1191
30"	24"	42"	70"	<b>X1ZL23726</b>	\$2533	+\$1451
30"	24"	48"	60"	<b>X1RL23608</b>	\$2347	+\$1191
30"	24"	48"	72"	<b>X1RL23725</b>	\$2573	+\$1451
:	:	:	:	:	:	:

## Related Products

• Width	• Style	• Quantity	• Price
:	Number	:	:
:	:	:	:

## Corner Base Plates, Field Installed

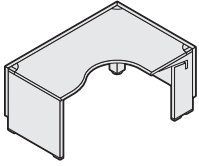
42"	<b>X1J000421</b>	1	\$100
48"	<b>X1J000483</b>	1	\$106
60"	<b>X1J000603</b>	1	\$112
72"	<b>X1J000720</b>	1	\$124
:	:	:	:



# Extended Corner Cove Core Units

Left-Hand Units with End Support Left and Inside Support Right

SIN 711.1



*Tip: The 72"W unit will accept a pedestal but not a lateral file.*

▶ See Context Systems Furniture Specification Guide.

*Tip: If you want to fill the space below the back panel with a base plate, remember to order one base plate for each back panel.*

Standard Includes		Required to Specify	
<ul style="list-style-type: none"> <li>• Worksurface: laminate</li> <li>• Basic structure (back panels and supports): paint price group 1</li> <li>• Port and screen socket covers: plastic</li> <li>• Accessory rails</li> <li>• Cable trays</li> <li>• Leveling glides</li> </ul>		<ol style="list-style-type: none"> <li>1 Style number</li> <li>2 Laminate color number for worksurface ▶ See page 185 for directional laminate illustrations.</li> <li>3 Paint color number for basic structure</li> <li>4 Plastic color number for port and screen socket covers: 6681 Grotto or 6682 Cobblestone</li> <li>5 Options, if selected (see below) ▶ See <i>Surface Materials</i>, page 176.</li> </ol>	
Options	Price	Required to Specify	
<b>Surface Materials</b>	<b>Worksurface</b>	▶ See <i>Surface Materials Reference Manual</i> . Specify natural veneer color number.	
	• Open Line laminate +\$64	▶ See page 176 to help you identify the differences.	
	• Wood veneer Prices at right	▶ See page 184 for directional illustrations. ▶ See <i>Surface Materials Reference Manual</i> .	
	• Customiz stain on wood veneer No cost	▶ See <i>Surface Materials Reference Manual</i> .	
	• Full-fill finish on wood veneer +\$90		
	<b>Basic structure</b>	Specify paint color number.	
	• Paint price group 1 No cost	Specify paint color number.	
	• Paint price group 2 +\$47	Specify paint color number.	
	• Paint price group 3 +\$83		
<b>Passthroughs and Cutouts</b>	<b>Back panels</b>	Specify <i>with passthroughs in left back panel</i> .	
	• Passthroughs in left back panel +\$50	Specify <i>with passthroughs in right back panel</i> .	
	• Passthroughs in right back panel +\$50	Specify <i>with cutout in left back panel</i> .	
	• Cutout in left back panel No cost	Specify <i>with cutout in right back panel</i> .	
	• Cutout in right back panel No cost		
	<b>End support</b>	Specify <i>with passthroughs in left end support</i> .	
	• Passthroughs in left end support +\$50		
<b>Related Products</b>	• Corner base plates	▶ Page 57 Specify style number and select paint color number.	
	• Core-mounted corner screens	▶ Pages 132–137	
	• Column-mounted corner and straight screens	▶ Page 138	
	• Add-on cable tray	▶ Page 111	
	• Pedestals	▶ Page 126	
	• Power and communication	▶ Page 139	



## Specification Information

Dimensions				Style Number	Base Price	Option (Add \$ to Base Price)
A	B	C	D			
:	:	:	:	:	:	:
:	:	:	:	:	:	Natural
:	:	:	:	:	:	Wood
:	:	:	:	:	:	Veneer
:	:	:	:	:	:	with
:	:	:	:	:	:	Open-pore

## Left-Hand Units

30"	24"	60"	42"	<b>X1YR32608</b>	\$2311	+\$1191
30"	24"	72"	42"	<b>X1YR32725</b>	\$2533	+\$1451
30"	24"	60"	48"	<b>X1WR32607</b>	\$2347	+\$1191
30"	24"	72"	48"	<b>X1WR32724</b>	\$2573	+\$1451
:	:	:	:	:	:	:

## Related Products

Width	Style Number	Quantity	Price
:	:	:	:

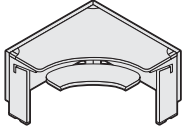
## Corner Base Plates, Field Installed

42"	<b>X1J000421</b>	1	\$100
48"	<b>X1J000483</b>	1	\$106
60"	<b>X1J000603</b>	1	\$112
72"	<b>X1J000720</b>	1	\$124
:	:	:	:



# Corner Core Units with Adjustable-Height Keyboard Surface

SIN 711.1



*Tip: The units on this page do not accommodate pedestals.*

*Tip: If you want to fill the space below the back panel with a base plate, remember to order one base plate for each back panel.*

Standard Includes	Required to Specify
<ul style="list-style-type: none"> <li>• Fixed-height monitor surface: laminate</li> <li>• Pneumatically assisted adjustable-height keyboard surface: laminate</li> <li>• Basic structure (back panels and supports): paint price group 1</li> <li>• Port and screen socket covers: plastic</li> <li>• Accessory rails</li> <li>• Cable trays</li> <li>• Leveling glides</li> </ul>	<ul style="list-style-type: none"> <li>1 Style number</li> <li>2 Laminate color number for worksurfaces ▶ See page 185 for directional laminate illustrations.</li> <li>3 Paint color number for basic structure</li> <li>4 Plastic color number for port and screen socket covers: 6681 Grotto or 6682 Cobblestone</li> <li>5 Options, if selected (see below) ▶ See <i>Surface Materials</i>, page 176.</li> </ul>

Options	Price	Required to Specify
<b>Surface Materials</b> <ul style="list-style-type: none"> <li>• Open Line laminate</li> </ul>	+\$64	▶ See <i>Surface Materials Reference Manual</i> .
<b>Basic structure</b> <ul style="list-style-type: none"> <li>• Paint price group 1</li> <li>• Paint price group 2</li> <li>• Paint price group 3</li> </ul>	No cost +\$45 +\$78	Specify paint color number. Specify paint color number. Specify paint color number.
<b>Passthroughs and Cutouts</b> <ul style="list-style-type: none"> <li>• Passthroughs in left back panel</li> <li>• Passthroughs in right back panel</li> <li>• Cutout in left back panel</li> <li>• Cutout in right back panel</li> </ul>	+\$50 +\$50 No cost No cost	Specify <i>with passthroughs in left back panel</i> . Specify <i>with passthroughs in right back panel</i> . Specify <i>with cutout in left back panel</i> . Specify <i>with cutout in right back panel</i> .
<b>Related Products</b> <ul style="list-style-type: none"> <li>• Corner base plates</li> <li>• Core-mounted corner screens</li> <li>• Column-mounted corner and straight screens</li> <li>• Add-on cable tray</li> <li>• Power and communication</li> </ul>		▶ Page 59 Specify style number and select paint color number. ▶ Pages 132–137 ▶ Page 138  ▶ Page 111 ▶ Page 139

## Specification Information

• Dimensions				• Style	• Base
A	B	C	D	Number	Price

--	--	--	--	--	--

## Two Inside Supports

24"	24"	42"	42"	<b>X1BI2442K</b>	\$2352
-----	-----	-----	-----	------------------	--------

24"	24"	48"	48"	<b>X1BI2448K</b>	\$2674
-----	-----	-----	-----	------------------	--------

24"	30"	48"	48"	<b>X1BI2348K</b>	\$2738
-----	-----	-----	-----	------------------	--------

30"	24"	48"	48"	<b>X1BI3248K</b>	\$2738
-----	-----	-----	-----	------------------	--------

30"	30"	48"	48"	<b>X1BI3048K</b>	\$2600
-----	-----	-----	-----	------------------	--------

--	--	--	--	--	--

--	--	--	--	--	--

## Related Products

• Width	• Style	• Quantity	• Price
	Number		

--	--	--	--

--	--	--	--

## Corner Base Plates, Field Installed

42"	<b>X1J000421</b>	1	\$100
-----	------------------	---	-------

48"	<b>X1J000483</b>	1	\$106
-----	------------------	---	-------

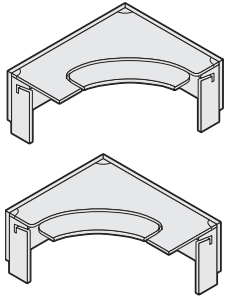
--	--	--	--



# Extended Corner Core Units with Adjustable-Height Keyboard Surface

With Two Inside Supports

SIN 711.1



*Tip: If you want to fill the space below the back panel with a base plate, remember to order one base plate for each back panel.*

Standard Includes	Required to Specify
-------------------	---------------------

- Fixed-height monitor surface: laminate
- Pneumatically assisted adjustable-height keyboard surface: laminate
- Basic structure (back panels and supports): paint price group 1
- Port and screen socket covers: plastic
- Accessory rails
- Cable trays
- Leveling glides

- 1 Style number
- 2 Laminate color number for worksurfaces  
▶ See page 185 for directional laminate illustrations.
- 3 Paint color number for basic structure
- 4 Plastic color number for port and screen socket covers: 6681 Grotto or 6682 Cobblestone
- 5 Options, if selected (see below)  
▶ See *Surface Materials*, page 176.

Options	Price	Required to Specify
---------	-------	---------------------

<b>Surface Materials</b>	<ul style="list-style-type: none"> <li>• Open Line laminate +\$64</li> </ul>	▶ See <i>Surface Materials Reference Manual</i> .
--------------------------	--	---

<b>Basic structure</b>	<ul style="list-style-type: none"> <li>• Paint price group 1 No cost</li> <li>• Paint price group 2 +\$45</li> <li>• Paint price group 3 +\$78</li> </ul>	Specify paint color number. Specify paint color number. Specify paint color number.
------------------------	---	---

<b>Passthroughs and Cutouts</b>	<ul style="list-style-type: none"> <li>• <b>Back panels</b></li> <li>• Passthroughs in left back panel +\$50</li> <li>• Passthroughs in right back panel +\$50</li> <li>• Cutout in left back panel No cost</li> <li>• Cutout in right back panel No cost</li> </ul>	Specify with passthroughs in left back panel. Specify with passthroughs in right back panel. Specify with cutout in left back panel. Specify with cutout in right back panel.
---------------------------------	--	--

<b>Related Products</b>	<ul style="list-style-type: none"> <li>• Corner base plates</li> <li>• Core-mounted corner screens</li> <li>• Column-mounted corner and straight screens</li> <li>• Add-on cable tray</li> <li>• Pedestals</li> <li>• Mobile pedestals</li> <li>• Power and communication</li> </ul>	Specify style number (below) and select paint color number. ▶ Pages 132–137 ▶ Page 138  ▶ Page 111 ▶ Page 126 ▶ Page 128 ▶ Page 139
-------------------------	--	--

### Related Products

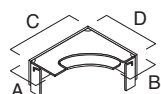
Width	Style Number	Quantity	Price
:	:	:	:

### Corner Base Plates, Field Installed

48"	<b>X1J000483</b>	1	\$106
60"	<b>X1J000603</b>	1	\$112
66"	<b>X1J000665</b>	1	\$118
72"	<b>X1J000720</b>	1	\$124
78"	<b>X1J000782</b>	1	\$135
:	:	:	:

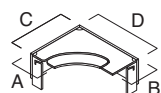
## Specification Information

Dimensions				Style Number	Base Price
A	B	C	D		



## Left-Hand Units

24"	30"	60"	48"	<b>X1MI2360K</b>	\$2753
24"	30"	66"	48"	<b>X1MI2366K</b>	\$2870
24"	30"	72"	48"	<b>X1MI2372K</b>	\$2975
24"	30"	78"	48"	<b>X1MI2378K</b>	\$3092
24"	24"	60"	48"	<b>X1MI2460K</b>	\$2753
24"	24"	66"	48"	<b>X1MI2466K</b>	\$2870
24"	24"	72"	48"	<b>X1MI2472K</b>	\$2975
24"	24"	78"	48"	<b>X1MI2478K</b>	\$3092
30"	30"	60"	48"	<b>X1MI3060K</b>	\$2753
30"	30"	66"	48"	<b>X1MI3066K</b>	\$2870
30"	30"	72"	48"	<b>X1MI3072K</b>	\$2975
30"	30"	78"	48"	<b>X1MI3078K</b>	\$3092
30"	24"	60"	48"	<b>X1MI3260K</b>	\$2753
30"	24"	66"	48"	<b>X1MI3266K</b>	\$2870
30"	24"	72"	48"	<b>X1MI3272K</b>	\$2975
30"	24"	78"	48"	<b>X1MI3278K</b>	\$3092



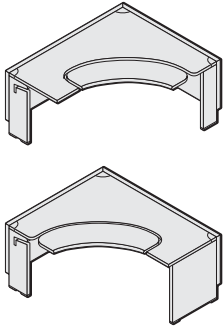
## Right-Hand Units

24"	30"	48"	60"	<b>X1NI2360K</b>	\$2753
24"	30"	48"	66"	<b>X1NI2366K</b>	\$2870
24"	30"	48"	72"	<b>X1NI2372K</b>	\$2975
24"	30"	48"	78"	<b>X1NI2378K</b>	\$3092
24"	24"	48"	60"	<b>X1NI2460K</b>	\$2753
24"	24"	48"	66"	<b>X1NI2466K</b>	\$2870
24"	24"	48"	72"	<b>X1NI2472K</b>	\$2975
24"	24"	48"	78"	<b>X1NI2478K</b>	\$3092
30"	30"	48"	60"	<b>X1NI3060K</b>	\$2753
30"	30"	48"	66"	<b>X1NI3066K</b>	\$2870
30"	30"	48"	72"	<b>X1NI3072K</b>	\$2975
30"	30"	48"	78"	<b>X1NI3078K</b>	\$3092
30"	24"	48"	60"	<b>X1NI3260K</b>	\$2753
30"	24"	48"	66"	<b>X1NI3266K</b>	\$2870
30"	24"	48"	72"	<b>X1NI3272K</b>	\$2975
30"	24"	48"	78"	<b>X1NI3278K</b>	\$3092

# Extended Corner Core Units with Adjustable-Height Keyboard Surface

Left-Hand and Right-Hand Units with Inside Support Left and End or Conference Support Right

SIN 711.1



*Tip: If you want to fill the space below the back panel with a base plate, remember to order one base plate for each back panel.*

Standard Includes		Required to Specify	
<ul style="list-style-type: none"> <li>Fixed-height monitor surface: laminate</li> <li>Pneumatically assisted adjustable-height keyboard surface: laminate</li> <li>Basic structure (back panels and supports): paint price group 1</li> <li>Port and screen socket covers: plastic</li> <li>Accessory rails</li> <li>Cable trays</li> <li>Leveling glides</li> </ul>		<ul style="list-style-type: none"> <li>1 Style number</li> <li>2 Laminate color number for worksurfaces ▶ See page 185 for directional laminate illustrations.</li> <li>3 Paint color number for basic structure</li> <li>4 Plastic color number for port and screen socket covers: 6681 Grotto or 6682 Cobblestone</li> <li>5 Options, if selected (see below) ▶ See <i>Surface Materials</i>, page 176.</li> </ul>	
Options		Price	Required to Specify
<b>Surface Materials</b>	<b>Worksurface</b>		
	• Open Line laminate	+\$64	▶ See <i>Surface Materials Reference Manual</i> .
	<b>Basic structure</b>		
	• Paint price group 1	No cost	Specify paint color number.
	• Paint price group 2	+\$45	Specify paint color number.
	• Paint price group 3	+\$78	Specify paint color number.
<b>Passthroughs and Cutouts</b>	<b>Back panels</b>		
	• Passthroughs in left back panel	+\$50	Specify with passthroughs in left back panel.
	• Passthroughs in right back panel	+\$50	Specify with passthroughs in right back panel.
	• Cutout in left back panel	No cost	Specify with cutout in left back panel.
	• Cutout in right back panel	No cost	Specify with cutout in right back panel.
	<b>End support</b>		
	• Passthroughs in right end support	+\$50	Specify with right end support passthroughs.
<b>Related Products</b>	• Corner base plates		Specify style number (below) and select paint color number. ▶ Pages 132–137 ▶ Page 138
	• Core-mounted corner screens		▶ Page 111
	• Column-mounted corner and straight screens		▶ Page 126
	• Add-on cable tray		▶ Page 128
	• Pedestals		▶ Page 139
	• Mobile pedestals		
	• Power and communication		

## Related Products

Width	Style Number	Quantity	Price
48"	X1J000483	1	\$106
60"	X1J000603	1	\$112
66"	X1J000665	1	\$118
72"	X1J000720	1	\$124
78"	X1J000782	1	\$135
•	•	•	•

## Corner Base Plates, Field Installed

48"	<b>X1J000483</b>	1	\$106
60"	<b>X1J000603</b>	1	\$112
66"	<b>X1J000665</b>	1	\$118
72"	<b>X1J000720</b>	1	\$124
78"	<b>X1J000782</b>	1	\$135
•	•	•	•

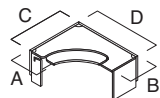
## Specification Information

Dimensions				Style	Base
A	B	C	D	Number	Price



## Left-Hand Units, Inside Support Left, Conference Support Right

24"	24"	60"	48"	<b>X1ML2460K</b>	\$2753
24"	24"	66"	48"	<b>X1ML2466K</b>	\$2870
24"	24"	72"	48"	<b>X1ML2472K</b>	\$2975
30"	30"	60"	48"	<b>X1ML3060K</b>	\$2753
30"	30"	66"	48"	<b>X1ML3066K</b>	\$2870
30"	30"	72"	48"	<b>X1ML3072K</b>	\$2975



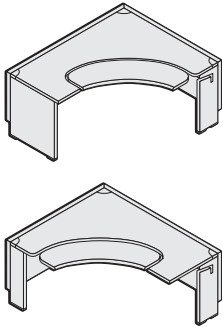
## Right-Hand Units, Inside Support Left, End Support Right

24"	24"	48"	60"	<b>X1NL2460K</b>	\$2753
24"	24"	48"	66"	<b>X1NL2466K</b>	\$2870
24"	24"	48"	72"	<b>X1NL2472K</b>	\$2975
24"	24"	48"	78"	<b>X1NL2478K</b>	\$3092
30"	30"	48"	60"	<b>X1NL3060K</b>	\$2753
30"	30"	48"	66"	<b>X1NL3066K</b>	\$2870
30"	30"	48"	72"	<b>X1NL3072K</b>	\$2975
30"	30"	48"	78"	<b>X1NL3078K</b>	\$3092

# Extended Corner Core Units with Adjustable-Height Keyboard Surface

Left-Hand and Right-Hand Units with End or Conference Support Left and Inside Support Right

SIN 711.1



*Tip: If you want to fill the space below the back panel with a base plate, remember to order one base plate for each back panel.*

Standard Includes		Required to Specify	
<ul style="list-style-type: none"> <li>Fixed-height monitor surface: laminate</li> <li>Pneumatically assisted adjustable-height keyboard surface: laminate</li> <li>Basic structure (back panels and supports): paint price group 1</li> <li>Port and screen socket covers: plastic</li> <li>Accessory rails</li> <li>Cable trays</li> <li>Leveling glides</li> </ul>		<ul style="list-style-type: none"> <li>1 Style number</li> <li>2 Laminate color number for worksurfaces ▶ See page 185 for directional laminate illustrations.</li> <li>3 Paint color number for basic structure</li> <li>4 Plastic color number for port and screen socket covers: 6681 Grotto or 6682 Cobblestone</li> <li>5 Options, if selected (see below) ▶ See <i>Surface Materials</i>, page 176.</li> </ul>	
Options	Price	Required to Specify	
<b>Surface Materials</b>	<b>Worksurface</b>	▶ See <i>Surface Materials Reference Manual</i> .	
	• Open Line laminate	+\$64	
	<b>Basic structure</b>		Specify paint color number.
	• Paint price group 1	No cost	Specify paint color number.
	• Paint price group 2	+\$45	Specify paint color number.
	• Paint price group 3	+\$78	
<b>Passthroughs and Cutouts</b>	<b>Back panels</b>		
	• Passthroughs in left back panel	+\$50	Specify with passthroughs in left back panel.
	• Passthroughs in right back panel	+\$50	Specify with passthroughs in right back panel.
	• Cutout in left back panel	No cost	Specify with cutout in left back panel.
	• Cutout in right back panel	No cost	Specify with cutout in right back panel.
	<b>End support</b>		
	• Passthroughs in left end support	+\$50	Specify with left end support passthroughs.
<b>Related Products</b>	• Corner base plates		Specify style number (below) and select paint color number. ▶ Pages 132–137 ▶ Page 138
	• Core-mounted corner screens		▶ Page 111
	• Column-mounted corner and straight screens		▶ Page 126
	• Add-on cable tray		▶ Page 128
	• Pedestals		▶ Page 139
	• Mobile pedestals		
	• Power and communication		

## Related Products

Width	Style Number	Quantity	Price
48"	<b>X1J000483</b>	1	\$106
60"	<b>X1J000603</b>	1	\$112
66"	<b>X1J000665</b>	1	\$118
72"	<b>X1J000720</b>	1	\$124
78"	<b>X1J000782</b>	1	\$135
•	•	•	•

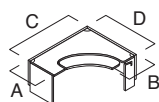
## Corner Base Plates, Field Installed

48"	<b>X1J000483</b>	1	\$106
60"	<b>X1J000603</b>	1	\$112
66"	<b>X1J000665</b>	1	\$118
72"	<b>X1J000720</b>	1	\$124
78"	<b>X1J000782</b>	1	\$135
•	•	•	•



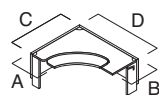
## Specification Information

Dimensions				Style	Base
A	B	C	D	Number	Price



## Left-Hand Units, End Support Left, Inside Support Right

24"	24"	60"	48"	<b>X1MR2460K</b>	\$2753
24"	24"	66"	48"	<b>X1MR2466K</b>	\$2870
24"	24"	72"	48"	<b>X1MR2472K</b>	\$2975
24"	24"	78"	48"	<b>X1MR2478K</b>	\$3092
30"	30"	60"	48"	<b>X1MR3060K</b>	\$2753
30"	30"	66"	48"	<b>X1MR3066K</b>	\$2870
30"	30"	72"	48"	<b>X1MR3072K</b>	\$2975
30"	30"	78"	48"	<b>X1MR3078K</b>	\$3092

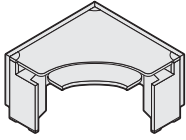


## Right-Hand Units, Conference Support Left, Inside Support Right

24"	24"	48"	60"	<b>X1NR2460K</b>	\$2753
24"	24"	48"	66"	<b>X1NR2466K</b>	\$2870
24"	24"	48"	72"	<b>X1NR2472K</b>	\$2975
30"	30"	48"	60"	<b>X1NR3060K</b>	\$2753
30"	30"	48"	66"	<b>X1NR3066K</b>	\$2870
30"	30"	48"	72"	<b>X1NR3072K</b>	\$2975

# Corner Core Units with Dual Adjustable-Height Worksurfaces

SIN 711.1



Tip: The units on this page do not accommodate pedestals.

Tip: If you want to fill the space below the back panel with a base plate, remember to order one base plate for each back panel.

## Standard Includes

- Electrically adjustable monitor surface: laminate
- Pneumatically assisted adjustable-height keyboard surface: laminate
- Basic structure (back panels and supports): paint price group 1
- Port and screen socket covers: plastic
- Cable trays
- Leveling glides

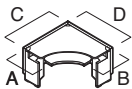
## Required to Specify

- 1 Style number
- 2 Laminate color number for worksurfaces  
▶ See page 185 for directional laminate illustrations.
- 3 Paint color number for basic structure
- 4 Plastic color number for port and screen socket covers: 6681 Grotto or 6682 Cobblestone
- 5 Options, if selected (see below)  
▶ See *Surface Materials*, page 176.

	Options	Price	Required to Specify
<b>Surface Materials</b>	<b>Worksurface</b>		
	• Open Line laminate	+\$ 64	▶ See <i>Surface Materials Reference Manual</i> .
	<b>Basic structure</b>		
	• Paint price group 1	No cost	Specify paint color number.
	• Paint price group 2	+\$ 59	Specify paint color number.
	• Paint price group 3	+\$103	Specify paint color number.
<b>Passthroughs</b>	<b>Back panels</b>		
	• Passthroughs in left back panel	+\$ 50	Specify with passthroughs in left back panel.
	• Passthroughs in right back panel	+\$ 50	Specify with passthroughs in right back panel.
<b>Related Products</b>	• Corner base plates		▶ Page 67 Specify style number and select paint color number.
	• Core-mounted corner screens		▶ Pages 132–137
	• Column-mounted corner and straight screens		▶ Page 138
	• Power and communication		▶ Page 139

## Specification Information

• Dimensions				• Style	• Base
A	B	C	D	Number	Price
24"	24"	42"	42"	<b>X1B02442EA</b>	\$4974
24"	24"	48"	48"	<b>X1B02448EA</b>	\$5120
24"	30"	48"	48"	<b>X1B02348EA</b>	\$5180
30"	24"	48"	48"	<b>X1B03248EA</b>	\$5180
30"	30"	48"	48"	<b>X1B03048EA</b>	\$5223
30"	30"	54"	54"	<b>X1B03054EA</b>	\$6018
:	:	:	:	:	:



## Related Products

• Width	• Style Number	• Quantity	• Price
:	:	:	:

## Corner Base Plates, Field Installed

42"	<b>X1J000421</b>	1	\$100
48"	<b>X1J000483</b>	1	\$106
54"	<b>X1J000544</b>	1	\$110
:	:	:	:

---

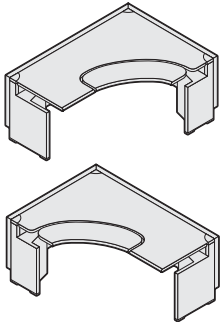
Corner Core Units with  
Dual Adjustable-Height  
Worksurfaces

**SIN 711.1**

# Extended Corner Core Units with Dual Adjustable-Height Worksurfaces

Left-Hand and Right-Hand Units

SIN 711.1



Tip: The units on this page do not accommodate pedestals. Use mobile pedestals.

Tip: If you want to fill the space below the back panel with a base plate, remember to order one base plate for each back panel.

Standard Includes	Required to Specify
-------------------	---------------------

- Electrically adjustable monitor surface: laminate
- Pneumatically assisted adjustable-height keyboard surface: laminate
- Basic structure (back panels and supports): paint price group 1
- Port and screen socket covers: plastic
- Cable trays
- Leveling glides

- 1 Style number
- 2 Laminate color number for worksurfaces  
▶ See page 185 for directional laminate illustrations.
- 3 Paint color number for basic structure
- 4 Plastic color number for port and screen socket covers: 6681 Grotto or 6682 Cobblestone
- 5 Options, if selected (see below)  
▶ See *Surface Materials*, page 176.

Options	Price	Required to Specify
---------	-------	---------------------

<b>Surface Materials</b>	<p><b>Worksurface</b></p> <ul style="list-style-type: none"> <li>• Open Line laminate +\$ 64</li> </ul> <p><b>Basic structure</b></p> <ul style="list-style-type: none"> <li>• Paint price group 1 No cost</li> <li>• Paint price group 2 +\$ 59</li> <li>• Paint price group 3 +\$103</li> </ul>	<p>▶ See <i>Surface Materials Reference Manual</i>.</p> <p>Specify paint color number. Specify paint color number. Specify paint color number.</p>
<b>Passthroughs</b>	<p><b>Back panels</b></p> <ul style="list-style-type: none"> <li>• Passthroughs in left back panel +\$ 50</li> <li>• Passthroughs in right back panel +\$ 50</li> </ul>	<p>Specify with passthroughs in left back panel. Specify with passthroughs in right back panel.</p>
<b>Related Products</b>	<ul style="list-style-type: none"> <li>• Corner base plates</li> <li>• Core-mounted corner screens</li> <li>• Column-mounted corner and straight screens</li> <li>• Mobile pedestals</li> <li>• Power and communication</li> </ul>	<p>Specify style number (below) and select paint color number.</p> <p>▶ Pages 132–137 ▶ Page 138</p> <p>▶ Page 128 ▶ Page 139</p>

### Related Products

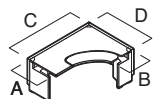
Width	Style Number	Quantity	Price
:	:	:	:

### Corner Base Plates, Field Installed

42"	<b>X1J000421</b>	1	\$100
48"	<b>X1J000483</b>	1	\$106
60"	<b>X1J000603</b>	1	\$112
66"	<b>X1J000665</b>	1	\$118
72"	<b>X1J000720</b>	1	\$124
:	:	:	:

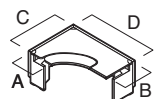
**Specification Information**

Dimensions				Style	Base
A	B	C	D	Number	Price



**Left-Hand Units**

24"	24"	72"	48"	<b>X1M02472EA</b>	\$7040
30"	30"	72"	48"	<b>X1M03072EA</b>	\$7040



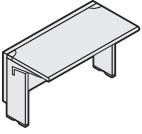
**Right-Hand Units**

24"	24"	48"	72"	<b>X1N02472EA</b>	\$7040
30"	30"	48"	72"	<b>X1N03072EA</b>	\$7040

# 24"D Straight Core Units

With Two Inside Supports

SIN 711.1

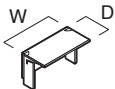


Standard Includes	Required to Specify
<ul style="list-style-type: none"> <li>• Worksurface: laminate</li> <li>• Basic structure (back panel and supports): paint price group 1</li> <li>• Port and screen socket covers: plastic</li> <li>• Accessory rail</li> <li>• Cable tray</li> <li>• Leveling glides</li> </ul>	<ol style="list-style-type: none"> <li>1 Style number</li> <li>2 Laminate color number for worksurface ▶ See page 185 for directional laminate illustrations.</li> <li>3 Paint color number for basic structure</li> <li>4 Plastic color number for port and screen socket covers: 6681 Grotto or 6682 Cobblestone</li> <li>5 Options, if selected (see below) ▶ See <i>Surface Materials</i>, page 176.</li> </ol>

Options	Price	Required to Specify
<b>Surface Materials</b> <ul style="list-style-type: none"> <li>• Open Line laminate</li> <li>• Wood veneer</li> </ul>	+\$64 Prices at right	▶ See <i>Surface Materials Reference Manual</i> . Specify natural veneer color number. ▶ See page 176 to help you identify the differences. ▶ See page 184 for directional illustrations. ▶ See <i>Surface Materials Reference Manual</i> .
<ul style="list-style-type: none"> <li>• Customiz stain on wood veneer</li> </ul>	No cost	
<b>Basic structure</b> <ul style="list-style-type: none"> <li>• Paint price group 1</li> <li>• Paint price group 2</li> <li>• Paint price group 3</li> </ul>	No cost +\$28 +\$50	Specify paint color number. Specify paint color number. Specify paint color number.
<b>Passthroughs and Cutouts</b> <ul style="list-style-type: none"> <li>• Passthroughs in back panel</li> <li>• Cutout in back panel</li> </ul>	+\$50 No cost	Specify <i>with passthroughs in back panel</i> . Specify <i>with cutout in back panel</i> .
<b>Related Products</b> <ul style="list-style-type: none"> <li>• Straight base plates</li> <li>• Core-mounted straight screens</li> <li>• Column-mounted straight screens</li> <li>• Add-on cable tray</li> <li>• Pedestals</li> <li>• Power and communication</li> </ul>		▶ Page 71 Specify style number and select paint color number. ▶ Pages 132–136 ▶ Page 138  ▶ Page 111 ▶ Page 126 ▶ Page 139

**Specification Information**

Width	Style Number	Base Price	Options (Add \$ to Base Price)	(Add \$ to Optional Wood Veneer and Base Price)
			Natural Wood Veneer with Open-pore	Natural with Full-Fill Finish
24"	<b>X1AI24242</b>	\$1230	+\$549	+\$26
30"	<b>X1AI24307</b>	\$1298	+\$568	+\$26
36"	<b>X1AI24369</b>	\$1362	+\$596	+\$26
42"	<b>X1AI24424</b>	\$1429	+\$617	+\$44
48"	<b>X1AI24486</b>	\$1519	+\$644	+\$44
54"	<b>X1AI24541</b>	\$1632	+\$665	+\$44
60"	<b>X1AI24606</b>	\$1765	+\$691	+\$44
66"	<b>X1AI24668</b>	\$1899	+\$722	+\$64
72"	<b>X1AI24723</b>	\$2012	+\$743	+\$64
78"	<b>X1AI24785</b>	\$2123	+\$776	+\$64
:	:	:	:	:



**Related Products**

Width	Style Number	Quantity	Price
-------	--------------	----------	-------

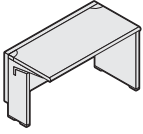
**Straight Base Plates, Field Installed**

24"	<b>X1I000248</b>	1	\$ 84
30"	<b>X1I000303</b>	1	\$ 94
36"	<b>X1I000365</b>	1	\$ 96
42"	<b>X1I000420</b>	1	\$100
48"	<b>X1I000482</b>	1	\$102
54"	<b>X1I000547</b>	1	\$106
60"	<b>X1I000602</b>	1	\$110
66"	<b>X1I000664</b>	1	\$118
72"	<b>X1I000729</b>	1	\$124
78"	<b>X1I000781</b>	1	\$135
:	:	:	:

# 24"D Straight Core Units

With Inside Support Left and End Support Right

SIN 711.1

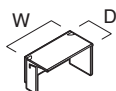


Standard Includes		Required to Specify	
<ul style="list-style-type: none"> <li>• Worksurface: laminate</li> <li>• Basic structure (back panel and supports): paint price group 1</li> <li>• Port and screen socket covers: plastic</li> <li>• Accessory rail</li> <li>• Cable tray</li> <li>• Leveling glides</li> </ul>		<ol style="list-style-type: none"> <li>1 Style number</li> <li>2 Laminate color number for worksurface ▶ See page 185 for directional laminate illustrations.</li> <li>3 Paint color number for basic structure</li> <li>4 Plastic color number for port and screen socket covers: 6681 Grotto or 6682 Cobblestone</li> <li>5 Options, if selected (see below) ▶ See <i>Surface Materials</i>, page 176.</li> </ol>	
Options	Price	Required to Specify	
<b>Surface Materials</b>	<b>Worksurface</b>		
	<ul style="list-style-type: none"> <li>• Open Line laminate +\$64</li> <li>• Wood veneer Prices at right</li> </ul>	<ul style="list-style-type: none"> <li>▶ See <i>Surface Materials Reference Manual</i>. Specify natural veneer color number.</li> <li>▶ See page 176 to help you identify the differences.</li> <li>▶ See page 184 for directional illustrations.</li> <li>▶ See <i>Surface Materials Reference Manual</i>.</li> </ul>	
	<ul style="list-style-type: none"> <li>• Customiz stain on wood veneer No cost</li> </ul>		
	<b>Basic structure</b>		
	<ul style="list-style-type: none"> <li>• Paint price group 1 No cost</li> <li>• Paint price group 2 +\$28</li> <li>• Paint price group 3 +\$50</li> </ul>	<ul style="list-style-type: none"> <li>Specify paint color number.</li> <li>Specify paint color number.</li> <li>Specify paint color number.</li> </ul>	
<b>Passthroughs and Cutouts</b>	<b>Back panel</b>		
	<ul style="list-style-type: none"> <li>• Passthroughs in back panel +\$50</li> <li>• Cutout in back panel No cost</li> </ul>	<ul style="list-style-type: none"> <li>Specify <i>with passthroughs in back panel</i>.</li> <li>Specify <i>with cutout in back panel</i>.</li> </ul>	
	<b>End support</b>		
	<ul style="list-style-type: none"> <li>• Passthroughs in right end support +\$50</li> </ul>	<ul style="list-style-type: none"> <li>Specify <i>with passthroughs in right end support</i>.</li> </ul>	
<b>Related Products</b>	<ul style="list-style-type: none"> <li>• Straight base plates</li> <li>• Core-mounted straight screens</li> <li>• Column-mounted straight screens</li> <li>• Add-on cable tray</li> <li>• Pedestals</li> <li>• Power and communication</li> </ul>	<ul style="list-style-type: none"> <li>▶ Page 73 Specify style number and select paint color number.</li> <li>▶ Pages 132–136</li> <li>▶ Page 138</li> <li>▶ Page 111</li> <li>▶ Page 126</li> <li>▶ Page 139</li> </ul>	



## Specification Information

Width	Style Number	Base Price	Options (Add \$ to Base Price)	(Add \$ to Optional Wood Veneer and Base Price)
			Natural Wood Veneer with Open-pore	Natural with Full-Fill Finish
24"	<b>X1AL24241</b>	\$1230	+\$549	+\$26
30"	<b>X1AL24306</b>	\$1298	+\$568	+\$26
36"	<b>X1AL24368</b>	\$1362	+\$596	+\$26
42"	<b>X1AL24423</b>	\$1429	+\$617	+\$44
48"	<b>X1AL24485</b>	\$1519	+\$644	+\$44
54"	<b>X1AL24540</b>	\$1632	+\$665	+\$44
60"	<b>X1AL24605</b>	\$1765	+\$691	+\$44
66"	<b>X1AL24667</b>	\$1899	+\$722	+\$64
72"	<b>X1AL24722</b>	\$2012	+\$743	+\$64
78"	<b>X1AL24784</b>	\$2123	+\$776	+\$64
:	:	:	:	:



## Related Products

Width	Style Number	Quantity	Price
-------	--------------	----------	-------

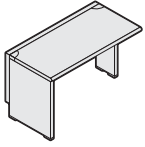
## Straight Base Plates, Field Installed

24"	<b>X1I000248</b>	1	\$ 84
30"	<b>X1I000303</b>	1	\$ 94
36"	<b>X1I000365</b>	1	\$ 96
42"	<b>X1I000420</b>	1	\$100
48"	<b>X1I000482</b>	1	\$102
54"	<b>X1I000547</b>	1	\$106
60"	<b>X1I000602</b>	1	\$110
66"	<b>X1I000664</b>	1	\$118
72"	<b>X1I000729</b>	1	\$124
78"	<b>X1I000781</b>	1	\$135
:	:	:	:

# 24"D Straight Core Units

With End Support Left and Inside Support Right

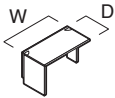
SIN 711.1



Standard Includes		Required to Specify	
<ul style="list-style-type: none"> <li>• Worksurface: laminate</li> <li>• Basic structure (back panel and supports): paint price group 1</li> <li>• Port and screen socket covers: plastic</li> <li>• Accessory rail</li> <li>• Cable tray</li> <li>• Leveling glides</li> </ul>		<ol style="list-style-type: none"> <li>1 Style number</li> <li>2 Laminate color number for worksurface ▶ See page 185 for directional laminate illustrations.</li> <li>3 Paint color number for basic structure</li> <li>4 Plastic color number for port and screen socket covers: 6681 Grotto or 6682 Cobblestone</li> <li>5 Options, if selected (see below) ▶ See <i>Surface Materials</i>, page 176.</li> </ol>	
Options	Price	Required to Specify	
<b>Surface Materials</b>	<b>Worksurface</b>		
	<ul style="list-style-type: none"> <li>• Open Line laminate</li> <li>• Wood veneer</li> </ul>	+\$64 Prices at right	▶ See <i>Surface Materials Reference Manual</i> . Specify natural veneer color number. ▶ See page 176 to help you identify the differences. ▶ See page 184 for directional illustrations. ▶ See <i>Surface Materials Reference Manual</i> .
	<ul style="list-style-type: none"> <li>• Customiz stain on wood veneer</li> </ul>	No cost	
	<b>Basic structure</b>		
	<ul style="list-style-type: none"> <li>• Paint price group 1</li> <li>• Paint price group 2</li> <li>• Paint price group 3</li> </ul>	No cost +\$28 +\$50	Specify paint color number. Specify paint color number. Specify paint color number.
<b>Passthroughs and Cutouts</b>	<b>Back panel</b>		
	<ul style="list-style-type: none"> <li>• Passthroughs in back panel</li> <li>• Cutout in back panel</li> </ul>	+\$50 No cost	Specify <i>with passthroughs in back panel</i> . Specify <i>with cutout in back panel</i> .
	<b>End support</b>		
	<ul style="list-style-type: none"> <li>• Passthroughs in left end support</li> </ul>	+\$50	Specify <i>with passthroughs in left end support</i> .
<b>Related Products</b>	<ul style="list-style-type: none"> <li>• Straight base plates</li> <li>• Core-mounted straight screens</li> <li>• Column-mounted straight screens</li> <li>• Add-on cable tray</li> <li>• Pedestals</li> <li>• Power and communication</li> </ul>		▶ Page 75 Specify style number and select paint color number. ▶ Pages 132–136 ▶ Page 138  ▶ Page 111 ▶ Page 126 ▶ Page 139

**Specification Information**

Width	Style Number	Base Price	Options (Add \$ to Base Price)	(Add \$ to Optional Wood Veneer and Base Price)
			Natural Wood Veneer with Open-pore	Natural with Full-Fill Finish
24"	<b>X1AR24249</b>	\$1230	+\$549	+\$26
30"	<b>X1AR24304</b>	\$1298	+\$568	+\$26
36"	<b>X1AR24366</b>	\$1362	+\$596	+\$26
42"	<b>X1AR24421</b>	\$1429	+\$617	+\$44
48"	<b>X1AR24483</b>	\$1519	+\$644	+\$44
54"	<b>X1AR24548</b>	\$1632	+\$665	+\$44
60"	<b>X1AR24603</b>	\$1765	+\$691	+\$44
66"	<b>X1AR24665</b>	\$1899	+\$722	+\$64
72"	<b>X1AR24720</b>	\$2012	+\$743	+\$64
78"	<b>X1AR24782</b>	\$2123	+\$776	+\$64
:	:	:	:	:



**Related Products**

Width	Style Number	Quantity	Price
-------	--------------	----------	-------

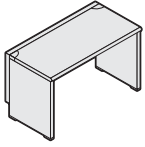
**Straight Base Plates, Field Installed**

24"	<b>X1I000248</b>	1	\$ 84
30"	<b>X1I000303</b>	1	\$ 94
36"	<b>X1I000365</b>	1	\$ 96
42"	<b>X1I000420</b>	1	\$100
48"	<b>X1I000482</b>	1	\$102
54"	<b>X1I000547</b>	1	\$106
60"	<b>X1I000602</b>	1	\$110
66"	<b>X1I000664</b>	1	\$118
72"	<b>X1I000729</b>	1	\$124
78"	<b>X1I000781</b>	1	\$135
:	:	:	:

# 24"D Straight Core Units

With Two End Supports

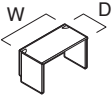
SIN 711.1



Standard Includes		Required to Specify	
<ul style="list-style-type: none"> <li>• Worksurface: laminate</li> <li>• Basic structure (back panel and supports): paint price group 1</li> <li>• Port and screen socket covers: plastic</li> <li>• Accessory rail</li> <li>• Cable tray</li> <li>• Leveling glides</li> </ul>		<ol style="list-style-type: none"> <li>1 Style number</li> <li>2 Laminate color number for worksurface ▶ See page 185 for directional laminate illustrations.</li> <li>3 Paint color number for basic structure</li> <li>4 Plastic color number for port and screen socket covers: 6681 Grotto or 6682 Cobblestone</li> <li>5 Options, if selected (see below) ▶ See <i>Surface Materials</i>, page 176.</li> </ol>	
Options	Price	Required to Specify	
<b>Surface Materials</b>			
<b>Worksurface</b>			
• Open Line laminate	+\$64	▶ See <i>Surface Materials Reference Manual</i> . Specify natural veneer color number. ▶ See page 176 to help you identify the differences. ▶ See page 184 for directional illustrations. ▶ See <i>Surface Materials Reference Manual</i> .	
• Wood veneer	Prices at right		
• Customiz stain on wood veneer	No cost		
<b>Basic structure</b>			
• Paint price group 1	No cost	Specify paint color number. Specify paint color number. Specify paint color number.	
• Paint price group 2	+\$28		
• Paint price group 3	+\$50		
<b>Passthroughs and Cutouts</b>			
<b>Back panel</b>			
• Passthroughs in back panel	+\$50	Specify <i>with passthroughs in back panel</i> . Specify <i>with cutout in back panel</i> .	
• Cutout in back panel	No cost		
<b>End supports</b>			
• Passthroughs in left end support	+\$50	Specify <i>with passthroughs in left end support</i> . Specify <i>with passthroughs in right end support</i> .	
• Passthroughs in right end support	+\$50		
<b>Related Products</b>			
• Straight base plates		▶ Page 77 Specify style number and select paint color number. ▶ Pages 132–136 ▶ Page 138	
• Core-mounted straight screens			
• Column-mounted straight screens		▶ Page 111 ▶ Page 126 ▶ Page 139	
• Add-on cable tray			
• Pedestals			
• Power and communication			

**Specification Information**

Width	Style Number	Base Price	Options (Add \$ to Base Price)	(Add \$ to Optional Wood Veneer and Base Price)
			Natural Wood Veneer with Open-pore	Natural with Full-Fill Finish
24"	<b>X1AE24240</b>	\$1230	+\$549	+\$26
30"	<b>X1AE24305</b>	\$1298	+\$568	+\$26
36"	<b>X1AE24367</b>	\$1362	+\$596	+\$26
42"	<b>X1AE24422</b>	\$1429	+\$617	+\$44
48"	<b>X1AE24484</b>	\$1519	+\$644	+\$44
54"	<b>X1AE24549</b>	\$1632	+\$665	+\$44
60"	<b>X1AE24604</b>	\$1765	+\$691	+\$44
66"	<b>X1AE24666</b>	\$1899	+\$722	+\$64
72"	<b>X1AE24721</b>	\$2012	+\$743	+\$64
78"	<b>X1AE24783</b>	\$2123	+\$776	+\$64
:	:	:	:	:



**Related Products**

Width	Style Number	Quantity	Price
-------	--------------	----------	-------

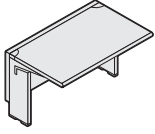
**Straight Base Plates, Field Installed**

24"	<b>X1I000248</b>	1	\$ 84
30"	<b>X1I000303</b>	1	\$ 94
36"	<b>X1I000365</b>	1	\$ 96
42"	<b>X1I000420</b>	1	\$100
48"	<b>X1I000482</b>	1	\$102
54"	<b>X1I000547</b>	1	\$106
60"	<b>X1I000602</b>	1	\$110
66"	<b>X1I000664</b>	1	\$118
72"	<b>X1I000729</b>	1	\$124
78"	<b>X1I000781</b>	1	\$135
:	:	:	:

# 30"D Straight Core Units

With Two Inside Supports

SIN 711.1

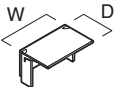


Standard Includes	Required to Specify
<ul style="list-style-type: none"> <li>• Worksurface: laminate</li> <li>• Basic structure (back panel and supports): paint price group 1</li> <li>• Port and screen socket covers: plastic</li> <li>• Accessory rail</li> <li>• Cable tray</li> <li>• Leveling glides</li> </ul>	<ol style="list-style-type: none"> <li>1 Style number</li> <li>2 Laminate color number for worksurface ▶ See page 185 for directional laminate illustrations.</li> <li>3 Paint color number for basic structure</li> <li>4 Plastic color number for port and screen socket covers: 6681 Grotto or 6682 Cobblestone</li> <li>5 Options, if selected (see below) ▶ See <i>Surface Materials</i>, page 176.</li> </ol>

Options	Price	Required to Specify
<p><b>Surface Materials</b></p> <p><b>Worksurface</b></p> <ul style="list-style-type: none"> <li>• Open Line laminate</li> <li>• Wood veneer</li> </ul> <p>• Customiz stain on wood veneer</p> <p><b>Basic structure</b></p> <ul style="list-style-type: none"> <li>• Paint price group 1</li> <li>• Paint price group 2</li> <li>• Paint price group 3</li> </ul>	<p>+\$64 Prices at right</p> <p>No cost</p> <p>No cost +\$28 +\$50</p>	<p>▶ See <i>Surface Materials Reference Manual</i>. Specify natural veneer color number.</p> <p>▶ See page 176 to help you identify the differences.</p> <p>▶ See page 184 for directional illustrations.</p> <p>▶ See <i>Surface Materials Reference Manual</i>.</p> <p>Specify paint color number. Specify paint color number. Specify paint color number.</p>
<p><b>Passthroughs and Cutouts</b></p> <p><b>Back panel</b></p> <ul style="list-style-type: none"> <li>• Passthroughs in back panel</li> <li>• Cutout in back panel</li> </ul>	<p>+\$50 No cost</p>	<p>Specify <i>with passthroughs in back panel</i>. Specify <i>with cutout in back panel</i>.</p>
<p><b>Related Products</b></p> <ul style="list-style-type: none"> <li>• Straight base plates</li> <li>• Core-mounted straight screens</li> <li>• Column-mounted straight screens</li> <li>• Add-on cable tray</li> <li>• Pedestals</li> <li>• Power and communication</li> </ul>		<p>▶ Page 79 Specify style number and select paint color number.</p> <p>▶ Pages 132–136 ▶ Page 138</p> <p>▶ Page 111 ▶ Page 126 ▶ Page 139</p>

**Specification Information**

Width	Style Number	Base Price	Options (Add \$ to Base Price)	(Add \$ to Optional Wood Veneer and Base Price)
			Natural Wood Veneer with Open-pore	Natural with Full-Fill Finish
24"	<b>X1AI30245</b>	\$1274	+\$596	+\$26
30"	<b>X1AI30300</b>	\$1341	+\$636	+\$44
36"	<b>X1AI30362</b>	\$1409	+\$670	+\$44
42"	<b>X1AI30427</b>	\$1478	+\$709	+\$44
48"	<b>X1AI30489</b>	\$1543	+\$752	+\$44
54"	<b>X1AI30544</b>	\$1656	+\$799	+\$64
60"	<b>X1AI30609</b>	\$1788	+\$853	+\$64
66"	<b>X1AI30661</b>	\$1925	+\$895	+\$64
72"	<b>X1AI30726</b>	\$2036	+\$947	+\$64
78"	<b>X1AI30788</b>	\$2140	+\$998	+\$90
:	:	:	:	:



**Related Products**

Width	Style Number	Quantity	Price
-------	--------------	----------	-------

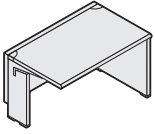
**Straight Base Plates, Field Installed**

24"	<b>X1I000248</b>	1	\$ 84
30"	<b>X1I000303</b>	1	\$ 94
36"	<b>X1I000365</b>	1	\$ 96
42"	<b>X1I000420</b>	1	\$100
48"	<b>X1I000482</b>	1	\$102
54"	<b>X1I000547</b>	1	\$106
60"	<b>X1I000602</b>	1	\$110
66"	<b>X1I000664</b>	1	\$118
72"	<b>X1I000729</b>	1	\$124
78"	<b>X1I000781</b>	1	\$135
:	:	:	:

# 30"D Straight Core Units

With Inside Support Left and End Support Right

SIN 711.1



Standard Includes		Required to Specify	
<ul style="list-style-type: none"> <li>• Worksurface: laminate</li> <li>• Basic structure (back panel and supports): paint price group 1</li> <li>• Port and screen socket covers: plastic</li> <li>• Accessory rail</li> <li>• Cable tray</li> <li>• Leveling glides</li> </ul>		<ol style="list-style-type: none"> <li>1 Style number</li> <li>2 Laminate color number for worksurface ▶ See page 185 for directional laminate illustrations.</li> <li>3 Paint color number for basic structure</li> <li>4 Plastic color number for port and screen socket covers: 6681 Grotto or 6682 Cobblestone</li> <li>5 Options, if selected (see below) ▶ See <i>Surface Materials</i>, page 176.</li> </ol>	
Options	Price	Required to Specify	
<b>Surface Materials</b>	<b>Worksurface</b>		
	<ul style="list-style-type: none"> <li>• Open Line laminate +\$64</li> <li>• Wood veneer Prices at right</li> </ul>	<ul style="list-style-type: none"> <li>▶ See <i>Surface Materials Reference Manual</i>. Specify natural veneer color number.</li> <li>▶ See page 176 to help you identify the differences.</li> <li>▶ See page 184 for directional illustrations.</li> <li>▶ See <i>Surface Materials Reference Manual</i>.</li> </ul>	
	<ul style="list-style-type: none"> <li>• Customiz stain on wood veneer No cost</li> </ul>		
	<b>Basic structure</b>		
	<ul style="list-style-type: none"> <li>• Paint price group 1 No cost</li> <li>• Paint price group 2 +\$28</li> <li>• Paint price group 3 +\$50</li> </ul>	<ul style="list-style-type: none"> <li>Specify paint color number.</li> <li>Specify paint color number.</li> <li>Specify paint color number.</li> </ul>	
<b>Passthroughs and Cutouts</b>	<b>Back panel</b>		
	<ul style="list-style-type: none"> <li>• Passthroughs in back panel +\$50</li> <li>• Cutout in back panel No cost</li> </ul>	<ul style="list-style-type: none"> <li>Specify <i>with passthroughs in back panel</i>.</li> <li>Specify <i>with cutout in back panel</i>.</li> </ul>	
	<b>End support</b>		
	<ul style="list-style-type: none"> <li>• Passthroughs in right end support +\$50</li> </ul>	<ul style="list-style-type: none"> <li>Specify <i>with passthroughs in right end support</i>.</li> </ul>	
<b>Related Products</b>	<ul style="list-style-type: none"> <li>• Straight base plates</li> <li>• Core-mounted straight screens</li> <li>• Column-mounted straight screens</li> <li>• Add-on cable tray</li> <li>• Pedestals</li> <li>• Power and communication</li> </ul>	<ul style="list-style-type: none"> <li>▶ Page 81 Specify style number and select paint color number.</li> <li>▶ Pages 132–136</li> <li>▶ Page 138</li> <li>▶ Page 111</li> <li>▶ Page 126</li> <li>▶ Page 139</li> </ul>	



## Specification Information

Width	Style Number	Base Price	Options (Add \$ to Base Price)	(Add \$ to Optional Wood Veneer and Base Price)
			Natural Wood Veneer with Open-pore	Natural with Full-Fill Finish
24"	<b>X1AL30244</b>	\$1274	+\$596	+\$26
30"	<b>X1AL30309</b>	\$1341	+\$636	+\$44
36"	<b>X1AL30361</b>	\$1409	+\$670	+\$44
42"	<b>X1AL30426</b>	\$1478	+\$709	+\$44
48"	<b>X1AL30488</b>	\$1543	+\$752	+\$44
54"	<b>X1AL30543</b>	\$1656	+\$799	+\$64
60"	<b>X1AL30608</b>	\$1788	+\$853	+\$64
66"	<b>X1AL30660</b>	\$1925	+\$895	+\$64
72"	<b>X1AL30725</b>	\$2036	+\$947	+\$64
78"	<b>X1AL30787</b>	\$2140	+\$998	+\$90
:	:	:	:	:



## Related Products

Width	Style Number	Quantity	Price
-------	--------------	----------	-------

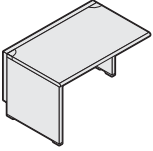
## Straight Base Plates, Field Installed

24"	<b>X1I000248</b>	1	\$ 84
30"	<b>X1I000303</b>	1	\$ 94
36"	<b>X1I000365</b>	1	\$ 96
42"	<b>X1I000420</b>	1	\$100
48"	<b>X1I000482</b>	1	\$102
54"	<b>X1I000547</b>	1	\$106
60"	<b>X1I000602</b>	1	\$110
66"	<b>X1I000664</b>	1	\$118
72"	<b>X1I000729</b>	1	\$124
78"	<b>X1I000781</b>	1	\$135
:	:	:	:

# 30"D Straight Core Units

With End Support Left and Inside Support Right

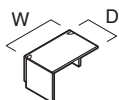
SIN 711.1



Standard Includes		Required to Specify	
<ul style="list-style-type: none"> <li>• Worksurface: laminate</li> <li>• Basic structure (back panel and supports): paint price group 1</li> <li>• Port and screen socket covers: plastic</li> <li>• Accessory rail</li> <li>• Cable tray</li> <li>• Leveling glides</li> </ul>		<ol style="list-style-type: none"> <li>1 Style number</li> <li>2 Laminate color number for worksurface ▶ See page 185 for directional laminate illustrations.</li> <li>3 Paint color number for basic structure</li> <li>4 Plastic color number for port and screen socket covers: 6681 Grotto or 6682 Cobblestone</li> <li>5 Options, if selected (see below) ▶ See <i>Surface Materials</i>, page 176.</li> </ol>	
Options	Price	Required to Specify	
<b>Surface Materials</b>	<b>Worksurface</b>		
<ul style="list-style-type: none"> <li>• Open Line laminate</li> <li>• Wood veneer</li> </ul>	+\$64 Prices at right	<ul style="list-style-type: none"> <li>▶ See <i>Surface Materials Reference Manual</i>. Specify natural veneer color number.</li> <li>▶ See page 176 to help you identify the differences.</li> <li>▶ See page 184 for directional illustrations.</li> <li>▶ See <i>Surface Materials Reference Manual</i>.</li> </ul>	
	<ul style="list-style-type: none"> <li>• Customiz stain on wood veneer</li> </ul>	No cost	
	<b>Basic structure</b>		
	<ul style="list-style-type: none"> <li>• Paint price group 1</li> <li>• Paint price group 2</li> <li>• Paint price group 3</li> </ul>	No cost +\$28 +\$50	Specify paint color number. Specify paint color number. Specify paint color number.
<b>Passthroughs and Cutouts</b>	<b>Back panel</b>		
	<ul style="list-style-type: none"> <li>• Passthroughs in back panel</li> <li>• Cutout in back panel</li> </ul>	+\$50 No cost	Specify <i>with passthroughs in back panel</i> . Specify <i>with cutout in back panel</i> .
	<b>End support</b>		
	<ul style="list-style-type: none"> <li>• Passthroughs in left end support</li> </ul>	+\$50	Specify <i>with passthroughs in left end support</i> .
<b>Related Products</b>	<ul style="list-style-type: none"> <li>• Straight base plates</li> <li>• Core-mounted straight screens</li> <li>• Column-mounted straight screens</li> <li>• Add-on cable tray</li> <li>• Pedestals</li> <li>• Power and communication</li> </ul>		<ul style="list-style-type: none"> <li>▶ Page 83 Specify style number and select paint color number.</li> <li>▶ Pages 132–136</li> <li>▶ Page 138</li> <li>▶ Page 111</li> <li>▶ Page 126</li> <li>▶ Page 139</li> </ul>

## Specification Information

Width	Style Number	Base Price	Options (Add \$ to Base Price)	(Add \$ to Optional Wood Veneer and Base Price)
			Natural Wood Veneer with Open-pore	Natural with Full-Fill Finish
24"	<b>X1AR30242</b>	\$1274	+\$596	+\$26
30"	<b>X1AR30307</b>	\$1341	+\$636	+\$44
36"	<b>X1AR30369</b>	\$1409	+\$670	+\$44
42"	<b>X1AR30424</b>	\$1478	+\$709	+\$44
48"	<b>X1AR30486</b>	\$1543	+\$752	+\$44
54"	<b>X1AR30541</b>	\$1656	+\$799	+\$64
60"	<b>X1AR30606</b>	\$1788	+\$853	+\$64
66"	<b>X1AR30668</b>	\$1925	+\$895	+\$64
72"	<b>X1AR30723</b>	\$2036	+\$947	+\$64
78"	<b>X1AR30785</b>	\$2140	+\$998	+\$90
:	:	:	:	:



## Related Products

Width	Style Number	Quantity	Price
-------	--------------	----------	-------

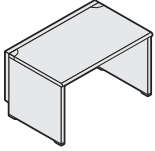
## Straight Base Plates, Field Installed

24"	<b>X1I000248</b>	1	\$ 84
30"	<b>X1I000303</b>	1	\$ 94
36"	<b>X1I000365</b>	1	\$ 96
42"	<b>X1I000420</b>	1	\$100
48"	<b>X1I000482</b>	1	\$102
54"	<b>X1I000547</b>	1	\$106
60"	<b>X1I000602</b>	1	\$110
66"	<b>X1I000664</b>	1	\$118
72"	<b>X1I000729</b>	1	\$124
78"	<b>X1I000781</b>	1	\$135
:	:	:	:

# 30"D Straight Core Units

With Two End Supports

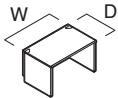
SIN 711.1



Standard Includes		Required to Specify	
<ul style="list-style-type: none"> <li>• Worksurface: laminate</li> <li>• Basic structure (back panel and supports): paint price group 1</li> <li>• Port and screen socket covers: plastic</li> <li>• Accessory rail</li> <li>• Cable tray</li> <li>• Leveling glides</li> </ul>		<ol style="list-style-type: none"> <li>1 Style number</li> <li>2 Laminate color number for worksurface ▶ See page 185 for directional laminate illustrations.</li> <li>3 Paint color number for basic structure</li> <li>4 Plastic color number for port and screen socket covers: 6681 Grotto or 6682 Cobblestone</li> <li>5 Options, if selected (see below) ▶ See <i>Surface Materials</i>, page 176.</li> </ol>	
Options	Price	Required to Specify	
<b>Surface Materials</b>	<b>Worksurface</b>		
<ul style="list-style-type: none"> <li>• Open Line laminate</li> <li>• Wood veneer</li> </ul>	+\$64 Prices at right	<ul style="list-style-type: none"> <li>▶ See <i>Surface Materials Reference Manual</i>. Specify natural veneer color number.</li> <li>▶ See page 176 to help you identify the differences.</li> <li>▶ See page 184 for directional illustrations.</li> <li>▶ See <i>Surface Materials Reference Manual</i>.</li> </ul>	
	<ul style="list-style-type: none"> <li>• Customiz stain on wood veneer</li> </ul>	No cost	
	<b>Basic structure</b>		
	<ul style="list-style-type: none"> <li>• Paint price group 1</li> <li>• Paint price group 2</li> <li>• Paint price group 3</li> </ul>	No cost +\$28 +\$50	Specify paint color number. Specify paint color number. Specify paint color number.
<b>Passthroughs and Cutouts</b>	<b>Back panel</b>		
	<ul style="list-style-type: none"> <li>• Passthroughs in back panel</li> <li>• Cutout in back panel</li> </ul>	+\$50 No cost	Specify <i>with passthroughs in back panel</i> . Specify <i>with cutout in back panel</i> .
	<b>End supports</b>		
	<ul style="list-style-type: none"> <li>• Passthroughs in left end support</li> <li>• Passthroughs in right end support</li> </ul>	+\$50 +\$50	Specify <i>with passthroughs in left end support</i> . Specify <i>with passthroughs in right end support</i> .
<b>Related Products</b>	<ul style="list-style-type: none"> <li>• Straight base plates</li> <li>• Core-mounted straight screens</li> <li>• Column-mounted straight screens</li> <li>• Add-on cable tray</li> <li>• Pedestals</li> <li>• Power and communication</li> </ul>		<ul style="list-style-type: none"> <li>▶ Page 85 Specify style number and select paint color number.</li> <li>▶ Pages 132–136</li> <li>▶ Page 138</li> <li>▶ Page 111</li> <li>▶ Page 126</li> <li>▶ Page 139</li> </ul>

**Specification Information**

Width	Style Number	Base Price	Options (Add \$ to Base Price)	(Add \$ to Optional Wood Veneer and Base Price)
24"	<b>X1AE30243</b>	\$1274	+\$596	+\$26
30"	<b>X1AE30308</b>	\$1341	+\$636	+\$44
36"	<b>X1AE30360</b>	\$1409	+\$670	+\$44
42"	<b>X1AE30425</b>	\$1478	+\$709	+\$44
48"	<b>X1AE30487</b>	\$1543	+\$752	+\$44
54"	<b>X1AE30542</b>	\$1656	+\$799	+\$64
60"	<b>X1AE30607</b>	\$1788	+\$853	+\$64
66"	<b>X1AE30669</b>	\$1925	+\$895	+\$64
72"	<b>X1AE30724</b>	\$2036	+\$947	+\$64
78"	<b>X1AE30786</b>	\$2140	+\$998	+\$90
:	:	:	:	:



**Related Products**

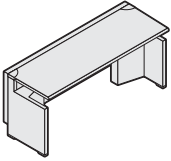
Width	Style Number	Quantity	Price
-------	--------------	----------	-------

**Straight Base Plates, Field Installed**

24"	<b>X1I000248</b>	1	\$ 84
30"	<b>X1I000303</b>	1	\$ 94
36"	<b>X1I000365</b>	1	\$ 96
42"	<b>X1I000420</b>	1	\$100
48"	<b>X1I000482</b>	1	\$102
54"	<b>X1I000547</b>	1	\$106
60"	<b>X1I000602</b>	1	\$110
66"	<b>X1I000664</b>	1	\$118
72"	<b>X1I000729</b>	1	\$124
78"	<b>X1I000781</b>	1	\$135
:	:	:	:

# Straight Core Units with Single Adjustable-Height Worksurface

SIN 711.1

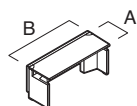


*Tip: The units on this page do not accommodate pedestals. Use mobile pedestals.*

*Tip: If you want to fill the space below the back panel with a base plate, remember to order one base plate for each back panel.*

*Tip: L.A. code is not available. Standard product meets special requirements.*

Standard Includes		Required to Specify	
<ul style="list-style-type: none"> <li>Electrically adjustable surface: laminate</li> <li>Basic structure (back panels and supports): paint price group 1</li> <li>Port and screen socket covers: plastic</li> <li>Cable tray</li> <li>Leveling glides</li> </ul>		<ol style="list-style-type: none"> <li>Style number</li> <li>Laminate color number for worksurfaces ▶ See page 185 for directional laminate illustrations.</li> <li>Paint color number for basic structure</li> <li>Plastic color number for port and screen socket covers: 6681 Grotto or 6682 Cobblestone</li> <li>Options, if selected (see below) ▶ See <i>Surface Materials</i>, page 176.</li> </ol>	
Options	Price	Required to Specify	
<b>Surface Materials</b>	<b>Worksurface</b>	▶ See <i>Surface Materials Reference Manual</i> .	
	• Open Line laminate	+\$64	
	<b>Basic structure</b>		
	• Paint price group 1	No cost	Specify paint color number.
	• Paint price group 2	+\$42	Specify paint color number.
	• Paint price group 3	+\$73	Specify paint color number.
<b>Passthroughs</b>	<b>Back panel</b>		
	• Passthroughs in back panel	+\$50	Specify with passthroughs in back panel.
<b>Related Products</b>	• Straight base plates		▶ Page 87 Specify style number and select paint color number.
	• Core-mounted straight screens		▶ Pages 132–136
	• Column-mounted straight screens		▶ Page 138
	• Mobile pedestals		▶ Page 128
	• Power and communication		▶ Page 139



### Specification Information

• Dimensions		• Style Number	• Base Price
A	B		
24"	36"	<b>X1A02436SA</b>	\$3989
24"	42"	<b>X1A02442SA</b>	\$4055
24"	48"	<b>X1A02448SA</b>	\$4144
24"	54"	<b>X1A02454SA</b>	\$4258
24"	60"	<b>X1A02460SA</b>	\$4393
24"	66"	<b>X1A02466SA</b>	\$4529
24"	72"	<b>X1A02472SA</b>	\$4640
30"	36"	<b>X1A03036SA</b>	\$4073
30"	42"	<b>X1A03042SA</b>	\$4106
30"	48"	<b>X1A03048SA</b>	\$4169
30"	54"	<b>X1A03054SA</b>	\$4287
30"	60"	<b>X1A03060SA</b>	\$4418
30"	66"	<b>X1A03066SA</b>	\$4554
30"	72"	<b>X1A03072SA</b>	\$4666

### Related Products

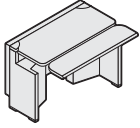
• Width	• Style Number	• Quantity	• Price

### Straight Base Plates, Field Installed

36"	<b>X1I000365</b>	1	\$ 96
42"	<b>X1I000420</b>	1	\$100
48"	<b>X1I000482</b>	1	\$102
54"	<b>X1I000547</b>	1	\$106
60"	<b>X1I000602</b>	1	\$110
66"	<b>X1I000664</b>	1	\$118
72"	<b>X1I000729</b>	1	\$124

# Straight Core Unit with Dual Adjustable-Height Worksurfaces

SIN 711.1



Tip: The units on this page do not accommodate pedestals. Use mobile pedestals.

Tip: If you want to fill the space below the back panel with a base plate, remember to order one base plate for each back panel.

Tip: L.A. code is not available. Standard product meets special requirements.

Standard Includes	Required to Specify
-------------------	---------------------

- Electrically adjustable monitor surface: laminate
- Pneumatically assisted adjustable-height keyboard surface: laminate
- Basic structure (back panels and supports): paint price group 1
- Port and screen socket covers: plastic
- Cable tray
- Leveling glides

- 1 Style number
- 2 Laminate color number for worksurfaces  
▶ See page 185 for directional laminate illustrations.
- 3 Paint color number for basic structure
- 4 Plastic color number for port and screen socket covers: 6681 Grotto or 6682 Cobblestone
- 5 Options, if selected (see below)  
▶ See *Surface Materials*, page 176.

Options	Price	Required to Specify
---------	-------	---------------------

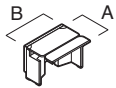
<b>Surface Materials</b>	<b>Worksurface</b>		
	• Open Line laminate	+\$64	▶ See <i>Surface Materials Reference Manual</i> .
	<b>Basic structure</b>		
	• Paint price group 1	No cost	Specify paint color number.
	• Paint price group 2	+\$42	Specify paint color number.
	• Paint price group 3	+\$73	Specify paint color number.
<b>Passthroughs</b>	<b>Back panel</b>		
	• Passthroughs in back panel	+\$50	Specify with passthroughs in back panel.
<b>Related Products</b>	• Straight base plates		▶ Page 89 Specify style number and select paint color number.
	• Core-mounted straight screens		▶ Pages 132–136
	• Column-mounted straight screens		▶ Page 138
	• Mobile pedestals		▶ Page 128
	• Power and communication		▶ Page 139

### Specification Information

• Dimensions	• Style	• Base
A B	Number	Price

#### With Full-Width Keyboard Surface

30"	42"	<b>X1A03042EA</b>	\$4488
-----	-----	-------------------	--------



### Related Products

• Width	• Style	• Quantity	• Price
	Number		

#### Straight Base Plates, Field Installed

42"	<b>X1I000420</b>	1	\$100
48"	<b>X1I000482</b>	1	\$102
54"	<b>X1I000547</b>	1	\$106
60"	<b>X1I000602</b>	1	\$110
66"	<b>X1I000664</b>	1	\$118
72"	<b>X1I000729</b>	1	\$124



---

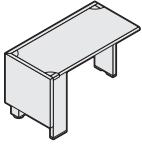
Straight Core Unit  
with Dual Adjustable-Height  
Worksurfaces

**SIN 711.1**

# 24"D Straight Aisle Privacy Core Units

## Left-Hand Units

SIN 711.1

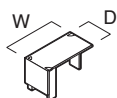


*Tip: If you want to fill the space below the back panel with a base plate, remember to order one base plate for each back panel.*

Standard Includes		Required to Specify	
<ul style="list-style-type: none"> <li>• Worksurface: laminate</li> <li>• Basic structure (back panel and supports): paint price group 1</li> <li>• Port and screen socket covers: plastic</li> <li>• Accessory rails</li> <li>• Cable trays</li> <li>• Leveling glides</li> </ul>		<ol style="list-style-type: none"> <li>1 Style number</li> <li>2 Laminate color number for worksurface ▶ See page 185 for directional laminate illustrations.</li> <li>3 Paint color number for basic structure</li> <li>4 Plastic color number for port and screen socket covers: 6681 Grotto or 6682 Cobblestone</li> <li>5 Options, if selected (see below) ▶ See <i>Surface Materials</i>, page 176.</li> </ol>	
Options	Price	Required to Specify	
<b>Surface Materials</b>	<b>Worksurface</b>		
	<ul style="list-style-type: none"> <li>• Open Line laminate</li> <li>• Wood veneer</li> </ul>	+\$64 Prices at right	<ul style="list-style-type: none"> <li>▶ See <i>Surface Materials Reference Manual</i>. Specify natural veneer color number.</li> <li>▶ See page 176 to help you identify the differences.</li> <li>▶ See page 184 for directional illustrations.</li> <li>▶ See <i>Surface Materials Reference Manual</i>.</li> </ul>
	<ul style="list-style-type: none"> <li>• Customiz stain on wood veneer</li> </ul>	No cost	
	<b>Basic structure</b>		
	<ul style="list-style-type: none"> <li>• Paint price group 1</li> <li>• Paint price group 2</li> <li>• Paint price group 3</li> </ul>	No cost +\$38 +\$70	Specify paint color number. Specify paint color number. Specify paint color number.
<b>Passthroughs and Cutouts</b>	<b>Back panels</b>		
	• Passthroughs in left back panel	+\$50	Specify <i>with passthroughs in left back panel</i> .
	• Passthroughs in right back panel	+\$50	Specify <i>with passthroughs in right back panel</i> .
	• Cutout in left back panel	No cost	Specify <i>with cutout in left back panel</i> .
	• Cutout in right back panel	No cost	Specify <i>with cutout in right back panel</i> .
<b>Related Products</b>	• Corner base plates		▶ Page 91 Specify style number and select paint color number.
	• Core-mounted corner screens		▶ Pages 132–137
	• Column-mounted corner and straight screens		▶ Pages 138
	• Add-on cable tray		▶ Page 111
	• Pedestals		▶ Page 126
	• Power and communication		▶ Page 139

## Specification Information

Width	Style Number	Base Price	Options (Add \$ to Base Price)	(Add \$ to Optional Wood Veneer and Base Price)
:	:	:	Natural Wood Veneer with Open-pore	Natural with Full-Fill Finish



## Left-Hand Units

24"	<b>X6ER24248</b>	\$1341	+\$549	+\$26
30"	<b>X6ER24309</b>	\$1409	+\$568	+\$26
36"	<b>X6ER24360</b>	\$1468	+\$596	+\$26
42"	<b>X6ER24421</b>	\$1534	+\$617	+\$44
48"	<b>X6ER24482</b>	\$1615	+\$644	+\$44
54"	<b>X6ER24544</b>	\$1726	+\$665	+\$44
60"	<b>X6ER24603</b>	\$1853	+\$691	+\$44
:	:	:	:	:

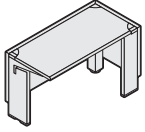
## Related Products

Width	Style Number	Quantity	Price
<b>Corner Base Plates, Field Installed</b>			
24"	<b>X1J000241</b>	1	\$ 84
30"	<b>X1J000302</b>	1	\$ 94
36"	<b>X1J000364</b>	1	\$ 96
42"	<b>X1J000421</b>	1	\$100
48"	<b>X1J000483</b>	1	\$106
54"	<b>X1J000544</b>	1	\$110
60"	<b>X1J000603</b>	1	\$112
66"	<b>X1J000665</b>	1	\$118
72"	<b>X1J000720</b>	1	\$124
78"	<b>X1J000782</b>	1	\$135
:	:	:	:

# 24"D Straight Aisle Privacy Core Units

Right-Hand Units

SIN 711.1



*Tip: If you want to fill the space below the back panel with a base plate, remember to order one base plate for each back panel.*

Standard Includes		Required to Specify	
<ul style="list-style-type: none"> <li>• Worksurface: laminate</li> <li>• Basic structure (back panel and supports): paint price group 1</li> <li>• Port and screen socket covers: plastic</li> <li>• Accessory rails</li> <li>• Cable trays</li> <li>• Leveling glides</li> </ul>		<ol style="list-style-type: none"> <li>1 Style number</li> <li>2 Laminate color number for worksurface ▶ See page 185 for directional laminate illustrations.</li> <li>3 Paint color number for basic structure</li> <li>4 Plastic color number for port and screen socket covers: 6681 Grotto or 6682 Cobblestone</li> <li>5 Options, if selected (see below) ▶ See <i>Surface Materials</i>, page 176.</li> </ol>	
Options	Price	Required to Specify	
<b>Surface Materials</b>	<b>Worksurface</b>		
<ul style="list-style-type: none"> <li>• Open Line laminate</li> <li>• Wood veneer</li> </ul>	+\$64 Prices at right	<ul style="list-style-type: none"> <li>▶ See <i>Surface Materials Reference Manual</i>. Specify natural veneer color number.</li> <li>▶ See page 176 to help you identify the differences.</li> <li>▶ See page 184 for directional illustrations.</li> <li>▶ See <i>Surface Materials Reference Manual</i>.</li> </ul>	
	<ul style="list-style-type: none"> <li>• Customiz stain on wood veneer</li> </ul>	No cost	
	<b>Basic structure</b>		
	<ul style="list-style-type: none"> <li>• Paint price group 1</li> <li>• Paint price group 2</li> <li>• Paint price group 3</li> </ul>	No cost +\$38 +\$70	Specify paint color number. Specify paint color number. Specify paint color number.
<b>Passthroughs and Cutouts</b>	<b>Back panels</b>		
	<ul style="list-style-type: none"> <li>• Passthroughs in left back panel</li> <li>• Passthroughs in right back panel</li> <li>• Cutout in left back panel</li> <li>• Cutout in right back panel</li> </ul>	+\$50 +\$50 No cost No cost	Specify <i>with passthroughs in left back panel</i> . Specify <i>with passthroughs in right back panel</i> . Specify <i>with cutout in left back panel</i> . Specify <i>with cutout in right back panel</i> .
<b>Related Products</b>	<ul style="list-style-type: none"> <li>• Corner base plates</li> <li>• Core-mounted corner screens</li> <li>• Column-mounted corner and straight screens</li> <li>• Add-on cable tray</li> <li>• Pedestals</li> <li>• Power and communication</li> </ul>		<ul style="list-style-type: none"> <li>▶ Page 93 Specify style number and select paint color number.</li> <li>▶ Pages 132–137</li> <li>▶ Pages 138</li> <li>▶ Page 111</li> <li>▶ Page 126</li> <li>▶ Page 139</li> </ul>

## Specification Information

Width	Style Number	Base Price	Options (Add \$ to Base Price)	(Add \$ to Optional Wood Veneer and Base Price)
			Natural Wood Veneer with Open-pore	Natural with Full-Fill Finish



## Right-Hand Units

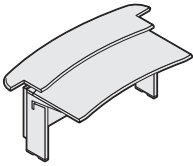
24"	<b>X6EL24240</b>	\$1341	+\$549	+\$26
30"	<b>X6EL24301</b>	\$1409	+\$568	+\$26
36"	<b>X6EL24362</b>	\$1468	+\$596	+\$26
42"	<b>X6EL24423</b>	\$1534	+\$617	+\$44
48"	<b>X6EL24484</b>	\$1615	+\$644	+\$44
54"	<b>X6EL24544</b>	\$1726	+\$665	+\$44
60"	<b>X6EL24605</b>	\$1853	+\$691	+\$44
:	:	:	:	:

## Related Products

Width	Style Number	Quantity	Price
<b>Corner Base Plates, Field Installed</b>			
24"	<b>X1J000241</b>	1	\$ 84
30"	<b>X1J000302</b>	1	\$ 94
36"	<b>X1J000364</b>	1	\$ 96
42"	<b>X1J000421</b>	1	\$100
48"	<b>X1J000483</b>	1	\$106
54"	<b>X1J000544</b>	1	\$110
60"	<b>X1J000603</b>	1	\$112
66"	<b>X1J000665</b>	1	\$118
72"	<b>X1J000720</b>	1	\$124
78"	<b>X1J000782</b>	1	\$135
:	:	:	:

# Reception Core Units

SIN 711.1



Tip: The units on this page do not accommodate pedestals. Use mobile pedestals.

Tip: Reception core unit components are shipped in three cartons and assembled in the field.

Standard Includes	Required to Specify
<ul style="list-style-type: none"> <li>• Worksurface and countertop: laminate</li> <li>• Basic structure (back panel and supports): paint price group 1</li> <li>• Port covers: plastic</li> <li>• Cable tray</li> <li>• Leveling glides</li> </ul>	<ol style="list-style-type: none"> <li>1 Style number</li> <li>2 Laminate color number for worksurface ▶ See page 185 for directional laminate illustrations.</li> <li>3 Paint color number for basic structure</li> <li>4 Plastic color number for port: 6681 Grotto or 6682 Cobblestone</li> <li>5 Options, if selected (see below) ▶ See <i>Surface Materials</i>, page 176.</li> </ol>

Options	Price	Required to Specify
<b>Surface Materials</b> <ul style="list-style-type: none"> <li>• Open Line laminate</li> <li>• Wood veneer</li> </ul>	+\$64 Prices at right	▶ See <i>Surface Materials Reference Manual</i> . Specify natural veneer color number. ▶ See page 176 to help you identify the differences. ▶ See page 184 for directional illustrations. ▶ See <i>Surface Materials Reference Manual</i> .
<ul style="list-style-type: none"> <li>• Customiz stain on wood veneer</li> </ul>	No cost	
<b>Basic structure</b> <ul style="list-style-type: none"> <li>• Paint price group 1</li> <li>• Paint price group 2</li> <li>• Paint price group 3</li> </ul>	No cost +\$33 +\$61	Specify paint color number. Specify paint color number. Specify paint color number.
<b>Related Products</b> <ul style="list-style-type: none"> <li>• Straight base plates</li> <li>• Add-on cable tray</li> <li>• Mobile pedestals</li> <li>• Power and communication</li> </ul>		Specify style number (below) and select paint color number. ▶ Page 111 ▶ Page 128 ▶ Page 139

## Related Products

Width	Style Number	Quantity	Price
:	:	:	:

### Straight Base Plates, Field Installed

54"	<b>X1I000547</b>	1	\$106
60"	<b>X1I000602</b>	1	\$110
66"	<b>X1I000664</b>	1	\$118
:	:	:	:

## Specification Information

Dimensions		Style Number	Base Price	Options	
D	W			(Add \$ to Base Price)	(Add \$ to Optional Wood Veneer and Base Price)
				Natural Wood Veneer with Open-pore	Natural with Full-Fill Finish



## Two Inside Supports

24"	54"	<b>HRCI2454</b>	\$2450	+\$1084	+\$64
24"	60"	<b>HRCI2460</b>	\$2621	+\$1194	+\$64
24"	66"	<b>HRCI2466</b>	\$2798	+\$1317	+\$64
30"	54"	<b>HRCI3054</b>	\$2470	+\$1260	+\$64
30"	60"	<b>HRCI3060</b>	\$2643	+\$1396	+\$64
30"	66"	<b>HRCI3066</b>	\$2825	+\$1531	+\$64



## Inside Support Left, End Support Right

24"	54"	<b>HRCL2454</b>	\$2450	+\$1084	+\$64
30"	54"	<b>HRCL3054</b>	\$2470	+\$1260	+\$64



## End Support Left, Inside Support Right

24"	54"	<b>HRCR2454</b>	\$2450	+\$1084	+\$64
30"	54"	<b>HRCR3054</b>	\$2470	+\$1260	+\$64

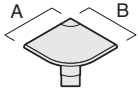


## Two End Supports

30"	54"	<b>HRCE3054</b>	\$2470	+\$1260	+\$64
30"	60"	<b>HRCE3060</b>	\$2643	+\$1396	+\$64
30"	66"	<b>HRCE3066</b>	\$2825	+\$1531	+\$64

# Transition Core Units

SIN 711.1



Tip: The units on this page do not accommodate pedestals.

Standard Includes	Required to Specify
<ul style="list-style-type: none"> <li>• Worksurface: laminate</li> <li>• Vertical support and base cover: all paint price groups</li> <li>• Port cover: plastic</li> </ul>	<ol style="list-style-type: none"> <li>1 Style number</li> <li>2 Laminate color number for worksurface ▶ See page 185 for directional laminate illustrations.</li> <li>3 Paint color number for vertical support and base cover</li> <li>4 Plastic color number for port cover: 6681 Grotto or 6682 Cobblestone</li> <li>5 Options, if selected (see below) ▶ See <i>Surface Materials</i>, page 176.</li> </ol>

Options	Price	Required to Specify
<b>Surface Materials</b> <b>Worksurface</b> <ul style="list-style-type: none"> <li>• Open Line laminate</li> <li>• Wood veneer</li> </ul>	+\$64 Prices below	▶ See <i>Surface Materials Reference Manual</i> . Specify natural veneer color number. ▶ See page 176 to help you identify the differences. ▶ See page 184 for directional illustrations. ▶ See <i>Surface Materials Reference Manual</i> .
<ul style="list-style-type: none"> <li>• Customiz stain on wood veneer</li> </ul>	No cost	
<b>Related Products</b>	<ul style="list-style-type: none"> <li>• Transition core screen trim</li> </ul>	▶ Page 133

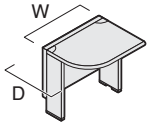
Specification Information					
•Dimensions		•Style Number	•Base Price	•Options	
A	B			(Add \$ to Base Price)	(Add \$ to Optional Wood Veneer and Base Price)
24"	24"	<b>X1E024242</b>	\$ 785	+\$544	+\$44
30"	30"	<b>X1E030300</b>	\$1002	+\$727	+\$44
:	:	:	:	:	:



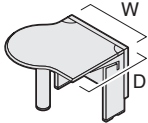
**SIN 711.1**

# Visitor and Bubble Visitor Core Units

## SIN 711.1



Left-Hand Unit  
Visitor Core Units



Left-Hand Unit  
Bubble Visitor Core Units

*Tip: The units on this page do not accommodate pedestals. Use mobile pedestals.*

*Tip: If installing a 24"D bubble visitor core unit adjacent to a straight core unit, straight adjustable-height unit, or a dual-adjustable-height core unit, a support column is necessary. Order support column UCOL kit separately.*

Standard Includes		Required to Specify	
<ul style="list-style-type: none"> <li>• Worksurface: laminate</li> <li>• Basic structure (back panel and supports): paint price group 1</li> <li>• Port and screen socket covers: plastic</li> <li>• Accessory rail</li> <li>• Cable tray</li> <li>• Leveling glides</li> <li>• Cylinder on 30"D bubble visitor core units: paint</li> </ul>		<ol style="list-style-type: none"> <li>1 Style number</li> <li>2 Laminate color number for worksurface ▶ See page 185 for directional laminate illustrations.</li> <li>3 Paint color number for basic structure</li> <li>4 Plastic color number for port and screen socket covers: 6681 Grotto or 6682 Cobblestone</li> <li>5 Options, if selected (see below) ▶ See <i>Surface Materials</i>, page 176.</li> </ol>	
Options	Price	Required to Specify	
<b>Surface Materials</b>	<b>Worksurface</b>	▶ See <i>Surface Materials Reference Manual</i> . Specify natural veneer color number.	
	• Open Line laminate +\$64 • Wood veneer Prices at right	▶ See page 176 to help you identify the differences. ▶ See page 184 for directional illustrations. ▶ See <i>Surface Materials Reference Manual</i> .	
	• Customiz stain on wood veneer No cost	▶ See <i>Surface Materials Reference Manual</i> .	
	<b>Basic structure</b>	Specify paint color number.	
	• Paint price group 1 No cost	Specify paint color number.	
	• Paint price group 2 +\$23	Specify paint color number.	
	• Paint price group 3 +\$38		
<b>Passthroughs</b>	<b>Back panel</b>	Specify with passthroughs in back panel.	
	• Passthroughs in back panel +\$50		
<b>Related Products</b>	• Straight base plates	▶ Page 99 Specify style number and select paint color number.	
	• Core-mounted straight screens	▶ Pages 132–136	
	• Column-mounted straight screens	▶ Page 138	
	• Add-on cable tray	▶ Page 111	
	• Mobile pedestals	▶ Page 128	
	• Power and communication	▶ Page 139	

## Specification Information

Dimensions		Style Number	Base Price	Options	
D	W			(Add \$ to Base Price)	(Add \$ to Optional Wood Veneer and Base Price)
				Natural Wood Veneer with Open-pore	Natural with Full-Fill Finish

## Visitor Core Units

## Left-Hand Units

24"	24"	<b>X1FR24248</b>	\$1201	+\$544	+\$26
24"	30"	<b>X1FR24309</b>	\$1224	+\$572	+\$26
30"	30"	<b>X1FR30302</b>	\$1258	+\$580	+\$26

## Right-Hand Units

24"	24"	<b>X1FL24240</b>	\$1201	+\$544	+\$26
24"	30"	<b>X1FL24301</b>	\$1224	+\$572	+\$26
30"	30"	<b>X1FL30304</b>	\$1258	+\$580	+\$26

## Bubble Visitor Core Units

## Left-Hand Units

24"	30"	<b>X1UR24304</b>	\$1468	+\$652	+\$44
30"	30"	<b>X1UR30307</b>	\$1508	+\$698	+\$44

## Right-Hand Units

24"	30"	<b>X1UL24306</b>	\$1468	+\$652	+\$44
30"	30"	<b>X1UL30309</b>	\$1508	+\$698	+\$44

## Related Products

Width	Style Number	Quantity	Price

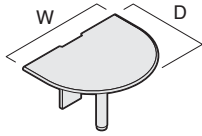
## Straight Base Plates, Field Installed

24"	<b>X1I000248</b>	1	\$84
30"	<b>X1I000303</b>	1	\$94



# Spanner Tables

SIN 711.1



Tip: The units on this page do not accommodate pedestals. Use mobile pedestals.

Tip: Spanner table components are shipped in two cartons and assembled in the field.

Tip: The units on this page do not accommodate screens or upper storage.

Standard Includes	Required to Specify
-------------------	---------------------

- Worksurface: laminate
- Cylinders and inside support cover: paint price group 1
- Accessory rail: Grotto paint
- Leveling glides

- 1 Style number
- 2 Laminate color number for worksurface  
▶ See page 185 for directional laminate illustrations.
- 3 Paint color number for cylinders and inside support cover
- 4 Options, if selected (see below)  
▶ See *Surface Materials*, page 176.

Surface Materials	Options	Price	Required to Specify
-------------------	---------	-------	---------------------

<b>Surface Materials</b>	<b>Worksurface</b>		
	• Open Line laminate	+\$64	▶ See <i>Surface Materials Reference Manual</i> . Specify natural veneer color number. ▶ See page 176 to help you identify the differences. ▶ See page 184 for directional illustrations. ▶ See <i>Surface Materials Reference Manual</i> .
	• Wood veneer	Prices below	
	• Customiz stain on wood veneer	No cost	▶ See <i>Surface Materials Reference Manual</i> .
	• Full-fill finish on wood veneer	+\$64	▶ See <i>Surface Materials Reference Manual</i> .
	<b>Basic structure</b>		
	• Paint price group 1	No cost	Specify paint color number.
	• Paint price group 2	+\$ 8	Specify paint color number.
	• Paint price group 3	+\$17	Specify paint color number.

**Related Products**

- Mobile pedestals

▶ Page 128

Specification Information				
Dimensions		Style Number	Base Price	Option
D	W			

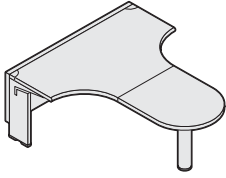
D	W	Style Number	Base Price	Option (Add \$ to Base Price)
.	.			
.	.	.	.	Natural
.	.	.	.	Wood
.	.	.	.	Veneer
.	.	.	.	with
.	.	.	.	Open-pore
.	.	.	.	.
30"	48"	<b>X1E030487</b>	\$1020	+\$ 773
30"	60"	<b>X1E030606</b>	\$1330	+\$1011
36"	48"	<b>X1E036485</b>	\$1051	+\$ 792
36"	60"	<b>X1E036609</b>	\$1362	+\$1032
.	.	.	.	.



# Combi Tables

With Two Inside Supports

SIN 711.1



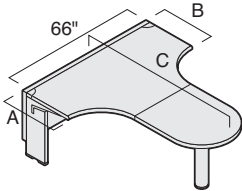
*Tip: The units on this page do not accommodate pedestals. Use mobile pedestals.*

*Tip: Combi table components are shipped in three cartons and assembled in the field.*

Standard Includes		Required to Specify	
<ul style="list-style-type: none"> <li>• Worksurface: laminate</li> <li>• Basic structure (back panel and supports): paint price group 1</li> <li>• Cylinder: all paint price groups</li> <li>• Port and screen socket covers: plastic</li> <li>• Accessory rail</li> <li>• Cable tray</li> <li>• Leveling glides</li> </ul>		<ol style="list-style-type: none"> <li>1 Style number</li> <li>2 Laminate color number for worksurface ▶ See page 185 for directional laminate illustrations.</li> <li>3 Paint color number for basic structure</li> <li>4 Paint color number for cylinder</li> <li>5 Plastic color number for port and screen socket covers: 6681 Grotto or 6682 Cobblestone</li> <li>6 Options, if selected (see below) ▶ See <i>Surface Materials</i>, page 176.</li> </ol>	
Surface Materials	Options	Price	Required to Specify
	<b>Worksurface</b>		
	• Open Line laminate	+\$64	▶ See <i>Surface Materials Reference Manual</i> . Specify natural veneer color number.
	• Wood veneer	Prices at right	▶ See page 176 to help you identify the differences. ▶ See page 184 for directional illustrations. ▶ See <i>Surface Materials Reference Manual</i> .
	• Customiz stain on wood veneer	No cost	▶ See <i>Surface Materials Reference Manual</i> .
	• Full-fill finish on wood veneer	+\$90	▶ See <i>Surface Materials Reference Manual</i> .
	<b>Basic structure</b>		
• Paint price group 1	No cost	Specify paint color number.	
• Paint price group 2	+\$33	Specify paint color number.	
• Paint price group 3	+\$59	Specify paint color number.	
	<b>Cylinder structure</b>		
• Paint price group 1	No cost	Specify paint color number.	
• Paint price group 2	+\$ 8	Specify paint color number.	
• Paint price group 3	+\$14	Specify paint color number.	
<b>Passthroughs</b>	<b>Back panel</b>		
	• Passthroughs in back panel	+\$50	Specify with passthroughs in back panel.
<b>Related Products</b>			
	• Straight base plates		▶ Page 103 Specify style number and select paint color number.
	• Core-mounted straight screens		▶ Pages 132–136
	• Column-mounted straight screens		▶ Page 138
	• Add-on cable tray		▶ Page 111
	• Mobile pedestals		▶ Page 128
	• Power and communication		▶ Page 139

**Specification Information**

• Dimensions			• Style	• Base	• Option
A	B	C	Number	Price	(Add \$ to Base Price)
24"	24"	66"	<b>X1DI24664</b>	\$2849	+ \$3718
30"	30"	66"	<b>X1DI30667</b>	\$2849	+ \$3718



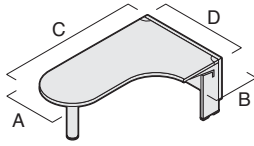
**Related Products**

• Width	• Style	• Quantity	• Price
	Number		
66"	<b>X1I000664</b>	1	\$118

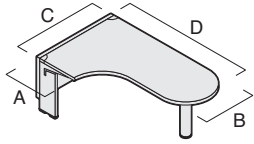
**Straight Base Plate, Field Installed**

# Jetty Tables

## SIN 711.1



Left-hand Unit



Right-hand Unit

*Tip: The units on this page do not accommodate pedestals. Use mobile pedestals.*

*Tip: Jetty table components are shipped in one carton and assembled in the field.*

*Tip: Modesty panel cannot be used with back panel cutout option.*

*Tip: Jetty table with modesty panel has a larger profile column.*

### Standard Includes

- Worksurface: laminate
- Basic structure (back panel and supports): paint price group 1
- Cylinder: all paint price groups
- Port and screen socket covers: plastic
- Accessory rail
- Cable tray
- Leveling glides

### Required to Specify

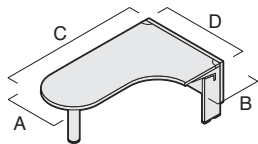
- 1 Style number
- 2 Laminate color number for worksurface
  - ▶ See page 185 for directional laminate illustrations.
- 3 Paint color number for basic structure
- 4 Paint color number for cylinder
- 5 Plastic color number for port and screen socket covers: 6681 Grotto or 6682 Cobblestone
- 6 Options, if selected (see below)
  - ▶ See *Surface Materials*, page 176.

	Options	Price	Required to Specify
<b>Surface Materials</b>	<ul style="list-style-type: none"> <li>• Worksurface</li> </ul>	+\$ 64	<ul style="list-style-type: none"> <li>▶ See <i>Surface Materials Reference Manual</i>. Specify natural veneer color number.</li> <li>▶ See page 176 to help you identify the differences.</li> <li>▶ See page 184 for directional illustrations.</li> <li>▶ See <i>Surface Materials Reference Manual</i>.</li> </ul>
	<ul style="list-style-type: none"> <li>• Open Line laminate</li> <li>• Wood veneer</li> </ul>	Prices at right	
	<ul style="list-style-type: none"> <li>• Customiz stain on wood veneer</li> <li>• Full-fill finish on wood veneer</li> </ul>	No cost +\$ 90	<ul style="list-style-type: none"> <li>▶ See <i>Surface Materials Reference Manual</i>.</li> </ul>
	<b>Basic structure</b>		
	<ul style="list-style-type: none"> <li>• Paint price group 1</li> <li>• Paint price group 2</li> <li>• Paint price group 3</li> </ul>	No cost +\$ 28 +\$ 50	Specify paint color number. Specify paint color number. Specify paint color number.
	<b>Cylinder structure</b>		
	<ul style="list-style-type: none"> <li>• Paint price group 1</li> <li>• Paint price group 2</li> <li>• Paint price group 3</li> </ul>	No cost +\$ 8 +\$ 14	Specify paint color number. Specify paint color number. Specify paint color number.
<b>Passthroughs and Cutouts</b>	<b>Back panel</b>		
	<ul style="list-style-type: none"> <li>• Passthroughs in back panel</li> <li>• Cutout in back panel</li> </ul>	+\$ 50 No cost	Specify <i>with passthroughs in back panel</i> . Specify <i>with cutout in back panel</i> .
<b>Modesty Panel</b>	<ul style="list-style-type: none"> <li>• Modesty panel spanning the space from column support to back panel</li> </ul>	+\$727	Specify <i>with modesty panel</i> .
<b>Related Products</b>	<ul style="list-style-type: none"> <li>• Straight base plates</li> <li>• Core-mounted straight screens</li> <li>• Column-mounted straight screens</li> <li>• Add-on cable tray</li> <li>• Mobile pedestals</li> <li>• Power and communication</li> </ul>		<ul style="list-style-type: none"> <li>▶ Page 103 Specify style number and select paint color number.</li> <li>▶ Pages 132–136</li> <li>▶ Page 138</li> <li>▶ Page 111</li> <li>▶ Page 128</li> <li>▶ Page 139</li> </ul>

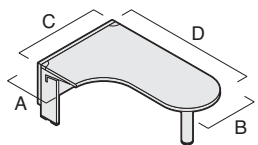


**Specification Information**

• Dimensions				• Style	• Base	• Option
A	B	C	D	Number	Price	(Add \$ to Base Price)
:	:	:	:	:	:	:
:	:	:	:	:	:	Natural
:	:	:	:	:	:	Wood
:	:	:	:	:	:	Veneer
:	:	:	:	:	:	with
:	:	:	:	:	:	Open-pore



Left-hand Unit



Right-hand Unit

**Left-Hand Units**

30"	24"	66"	48"	<b>X1DR24668</b>	\$2105	+\$2904
30"	24"	78"	48"	<b>X1DR24785</b>	\$2573	+\$3578
30"	30"	78"	48"	<b>X1DR30788</b>	\$2573	+\$3578
:	:	:	:	:	:	:

**Right-Hand Units**

24"	30"	48"	66"	<b>X1DL24660</b>	\$2105	+\$2904
24"	30"	48"	78"	<b>X1DL24787</b>	\$2573	+\$3578
30"	30"	48"	78"	<b>X1DL30780</b>	\$2573	+\$3578
:	:	:	:	:	:	:

**Related Products**

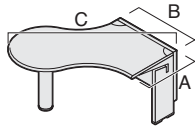
• Width	• Style	• Quantity	• Price
:	Number	:	:
:	:	:	:

**Straight Base Plate, Field Installed**

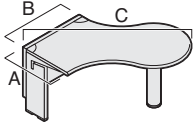
48"	<b>X1I000482</b>	1	\$102
:	:	:	:

# Bubble Jetty Tables

SIN 711.1



Left-hand Unit



Right-hand Unit

*Tip: The units on this page do not accommodate pedestals. Use mobile pedestals.*

*Tip: Jetty table components are shipped in one carton and assembled in the field.*

*Tip: Modesty panel option is not available for bubble jetty tables.*

## Standard Includes

- Worksurface: laminate
- Basic structure (back panel and supports): paint price group 1
- Cylinder: all paint price groups
- Port and screen socket covers: plastic
- Accessory rail
- Cable tray
- Leveling glides

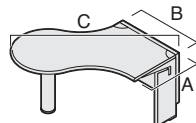
## Required to Specify

- 1 Style number
- 2 Laminate color number for worksurface
  - ▶ See page 185 for directional laminate illustrations.
- 3 Paint color number for basic structure
- 4 Paint color number for cylinder
- 5 Plastic color number for port and screen socket covers: 6681 Grotto or 6682 Cobblestone
- 6 Options, if selected (see below)
  - ▶ See *Surface Materials*, page 176.

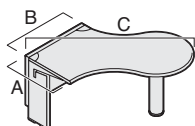
	Options	Price	Required to Specify
<b>Surface Materials</b>	<ul style="list-style-type: none"> <li>• Worksurface</li> </ul>	+\$64	<ul style="list-style-type: none"> <li>▶ See <i>Surface Materials Reference Manual</i>. Specify natural veneer color number.</li> <li>▶ See page 176 to help you identify the differences.</li> <li>▶ See page 184 for directional illustrations.</li> <li>▶ See <i>Surface Materials Reference Manual</i>.</li> </ul>
	<ul style="list-style-type: none"> <li>• Open Line laminate</li> <li>• Wood veneer</li> </ul>	Prices at right	
	<ul style="list-style-type: none"> <li>• Customiz stain on wood veneer</li> <li>• Full-fill finish on wood veneer</li> </ul>	No cost +\$44	<ul style="list-style-type: none"> <li>▶ See <i>Surface Materials Reference Manual</i>.</li> </ul>
	<b>Basic structure</b>		
	<ul style="list-style-type: none"> <li>• Paint price group 1</li> <li>• Paint price group 2</li> <li>• Paint price group 3</li> </ul>	No cost +\$28 +\$50	Specify paint color number. Specify paint color number. Specify paint color number.
	<b>Cylinder structure</b>		
	<ul style="list-style-type: none"> <li>• Paint price group 1</li> <li>• Paint price group 2</li> <li>• Paint price group 3</li> </ul>	No cost +\$ 8 +\$14	Specify paint color number. Specify paint color number. Specify paint color number.
<b>Passthroughs</b>	<b>Back panel</b>		
	<ul style="list-style-type: none"> <li>• Passthroughs in back panel</li> </ul>	+\$50	Specify with passthroughs in back panel.
<b>Related Products</b>	<ul style="list-style-type: none"> <li>• Straight base plates</li> <li>• Core-mounted straight screens</li> <li>• Column-mounted straight screens</li> <li>• Add-on cable tray</li> <li>• Mobile pedestals</li> <li>• Power and communication</li> </ul>		<ul style="list-style-type: none"> <li>▶ Page 107 Specify style number and select paint color number.</li> <li>▶ Pages 132–136</li> <li>▶ Page 138</li> <li>▶ Page 111</li> <li>▶ Page 128</li> <li>▶ Page 139</li> </ul>

**Specification Information**

Dimensions A B C	Style Number	Base Price	Option (Add \$ to Base Price)
			Natural Wood Veneer with Open-pore



Left-hand Unit



Right-hand Unit

**Left-Hand Units**

24"	30"	60"	<b>X1TR24602</b>	\$1826	+\$2541
30"	30"	66"	<b>X1TR30667</b>	\$1867	+\$2598

**Right-Hand Units**

24"	30"	60"	<b>X1TL24604</b>	\$1826	+\$2541
30"	30"	66"	<b>X1TL30669</b>	\$1867	+\$2598

**Related Products**

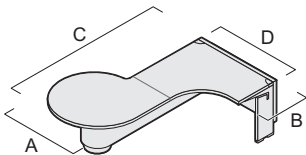
Width	Style Number	Quantity	Price

**Straight Base Plate, Field Installed**

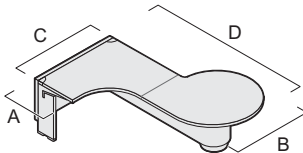
30"	<b>X1I000303</b>	1	\$94
-----	------------------	---	------

# Enterprise Tables

SIN 711.1



Left-hand Unit



Right-hand Unit

*Tip: The units on this page do not accommodate pedestals. Use mobile pedestals.*

*Tip: Enterprise table components are shipped in four cartons and assembled in the field.*

## Standard Includes

- Worksurface: laminate
- Basic structure (back panel, modesty panel, cylinder, and supports): paint price group 1
- Port and screen socket covers: plastic
- Accessory rail
- Cable tray
- Leveling glides

## Required to Specify

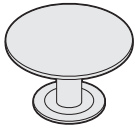
- 1 Style number
- 2 Laminate color number for worksurface
  - ▶ See page 185 for directional laminate illustrations.
- 3 Paint color number for basic structure
- 4 Plastic color number for port and screen socket covers: 6681 Grotto or 6682 Cobblestone
- 5 Options, if selected (see below)
  - ▶ See *Surface Materials*, page 176.

	Options	Price	Required to Specify
<b>Surface Materials</b>	<b>Worksurface</b>		
	• Open Line laminate	+\$64	▶ See <i>Surface Materials Reference Manual</i> . Specify natural veneer color number.
	• Wood veneer	Prices at right	▶ See page 176 to help you identify the differences. ▶ See page 184 for directional illustrations. ▶ See <i>Surface Materials Reference Manual</i> .
	• Customiz stain on wood veneer	No cost	▶ See <i>Surface Materials Reference Manual</i> .
	• Full-fill finish on wood veneer	+\$90	▶ See <i>Surface Materials Reference Manual</i> .
	<b>Basic structure</b>		
	• Paint price group 1	No cost	Specify paint color number.
	• Paint price group 2	+\$52	Specify paint color number.
	• Paint price group 3	+\$93	Specify paint color number.
	<b>Cylinder structure</b>		
	• Paint price group 1	No cost	Specify paint color number.
	• Paint price group 2	+\$ 8	Specify paint color number.
	• Paint price group 3	+\$14	Specify paint color number.
<b>Passthroughs</b>	<b>Back panel</b>		
	• Passthroughs in back panel	+\$50	Specify with passthroughs in back panel.
<b>Related Products</b>	• Straight base plates		▶ Page 109 Specify style number and select paint color number.
	• Core-mounted straight screens		▶ Pages 132–136
	• Column-mounted straight screens		▶ Page 138
	• Add-on cable tray		▶ Page 111
	• Mobile pedestals		▶ Page 128
	• Power and communication		▶ Page 139



# Round Tables

SIN 711.1



Tip: Round table components are shipped in two cartons and assembled in the field.

Standard Includes	Required to Specify
-------------------	---------------------

- Worksurface: laminate
- Cylinder: all paint price groups
- Base: 7239 Midnight

- 1 Style number
- 2 Laminate color number for worksurface  
▶ See page 185 for directional laminate illustrations.
- 3 Paint color number for cylinder
- 4 Options, if selected (see below)  
▶ See *Surface Materials*, page 176.

Surface Materials	Options	Price	Required to Specify
-------------------	---------	-------	---------------------

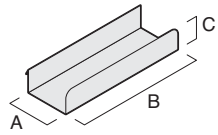
<b>Surface Materials</b>	<b>Worksurface</b>		
	• Open Line laminate	+\$64	▶ See <i>Surface Materials Reference Manual</i> . Specify natural veneer color number. ▶ See page 176 to help you identify the differences. ▶ See page 184 for directional illustrations. ▶ See <i>Surface Materials Reference Manual</i> .
	• Wood veneer	Prices below	
	• Customiz stain on wood veneer	No cost	▶ See <i>Surface Materials Reference Manual</i> .
	• Full-fill finish on wood veneer	Prices below	▶ See <i>Surface Materials Reference Manual</i> .

Specification Information				
---------------------------	--	--	--	--

Diameter	Style Number	Base Price	Options	Price
36"	<b>X1G000363</b>	\$1239	• (Add \$ to Base Price) • Natural Wood Veneer with Open-pore	• (Add \$ to Optional Wood Veneer and Base Price) • Natural with Full-Fill Finish
42"	<b>X1G000428</b>	\$1270		+\$1858 +\$44
48"	<b>X1G000480</b>	\$1337		+\$2132 +\$44
54"	<b>X1G000545</b>	\$1508		+\$2458 +\$64
•	•	•	•	•

# Add-On Cable Tray

SIN 711.1



*Tip: Add-on cable tray cannot be used on adjustable-height core units.  
Exception: Can be used on corner core units with adjustable-height keyboard surface.*

▶ Page 58

Standard Includes	Required to Specify
• Carton of 24 add-on cable trays: 4718 Grotto paint	Style number

### Specification Information

• Dimensions			• Style	• Price
A	B	C	Number	
24"	9"	1½"	<b>X4NC03095</b>	\$235
:	:	:	:	:





---

# Specifying Context Storage

---

## Storage

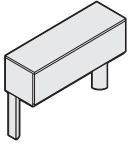
Overhead Cabinets (SIN 711.1)	114
Corner Overhead Cabinets for Use with Column-Mounted Screen (SIN 711.1)	116
Column-Mounted Screens for Use with Corner Overhead Cabinet (SIN 711.1)	118
Straight Column-Mounted Shelves with Screen (SIN 711.1)	119
Corner Column-Mounted Shelves with Screens (SIN 711.1)	120
Straight Countertops (SIN 711.1)	122
Corner Countertops (SIN 711.1)	124
Fixed Pedestals (SIN 711.1)	126
Mobile Pedestals (SIN 711.1)	128

## Related Products

Storage Inserts (SIN 711.1)	130
-----------------------------	-----

# Overhead Cabinets

SIN 711.1



Standard Includes	Required to Specify
<ul style="list-style-type: none"> <li>Overhead cabinet with lift-up door: paint price group 1</li> <li>Support columns and covers: paint price group 1</li> <li>Recess beneath unit to accommodate shelf light</li> <li>Shelf backstop</li> <li>Lock, keyed random: 9201 Polished Chrome</li> </ul>	<ol style="list-style-type: none"> <li>Style number</li> <li>Paint color number for cabinet</li> <li>Paint color number for support columns and covers</li> <li>Options, if selected (see below)</li> </ol> <p>▶ See <i>Surface Materials</i>, page 176.</p>

Options	Price	Required to Specify
<b>Surface Materials</b> <b>Overhead cabinet with one door</b> <ul style="list-style-type: none"> <li>Paint price group 1</li> <li>Paint price group 2</li> <li>Paint price group 3</li> </ul>	No cost +\$ 36 +\$ 64	Specify paint color number. Specify paint color number. Specify paint color number.
<b>Overhead cabinet with two doors</b> <ul style="list-style-type: none"> <li>Paint price group 1</li> <li>Paint price group 2</li> <li>Paint price group 3</li> </ul>	No cost +\$ 59 +\$103	Specify paint color number. Specify paint color number. Specify paint color number.
<b>Columns</b> <ul style="list-style-type: none"> <li>Paint price group 1</li> <li>Paint price group 2</li> <li>Paint price group 3</li> </ul>	No cost +\$ 10 +\$ 20	Specify paint color number. Specify paint color number. Specify paint color number.
<b>Door Mechanism</b> <ul style="list-style-type: none"> <li>Assist mechanism on standard door</li> </ul>	+ \$158 per door	Specify <i>with assist mechanism on standard door</i> .
<b>Shelf Accessories</b> <ul style="list-style-type: none"> <li>Four dividers: white plastic</li> </ul>	+ \$ 41	Specify <i>with dividers</i> .
<b>Lock and Keying</b> <b>Lock</b> <ul style="list-style-type: none"> <li>Ember Chrome</li> </ul>	No cost	Specify <i>with 9250 Ember Chrome lock</i> .
<b>Keying</b> <ul style="list-style-type: none"> <li>Factory- and field-installed keying</li> </ul>		▶ Page 188
<b>Related Products</b> <ul style="list-style-type: none"> <li>Accessories</li> </ul>		▶ Page 171

Specification Information			
• Width • •	• Number • of Doors •	• Style • Number •	• Base • Price •
30"	1	<b>XBB30</b>	\$ 813
36"	1	<b>XBB36</b>	\$ 881
42"	1	<b>XBB42</b>	\$ 953
48"	1	<b>XBB48</b>	\$1019
54"	2	<b>XBB54</b>	\$1090
60"	2	<b>XBB60</b>	\$1176
66"	2	<b>XBB66</b>	\$1246
72"	2	<b>XBB72</b>	\$1314
78"	2	<b>XBB78</b>	\$1382
•	•	•	•

**SIN 711.1**

# Corner Overhead Cabinets for Use with Column-Mounted Screen

SIN 711.1

Standard Includes	Required to Specify
<ul style="list-style-type: none"> <li>Overhead cabinet with lift-up door: paint price group 1</li> <li>Support columns and covers: paint price group 1</li> <li>Recess beneath unit to accommodate shelf light</li> <li>Shelf backstop</li> <li>Lock, keyed random: 9201 Polished Chrome</li> </ul>	<ol style="list-style-type: none"> <li>Style number</li> <li>Paint color number for cabinet</li> <li>Paint color number for support columns and covers</li> <li>Options, if selected (see below)</li> </ol> <p>▶ See <i>Surface Materials</i>, page 176.</p>

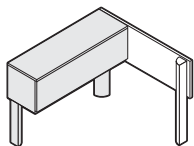
Options	Price	Required to Specify
<b>Surface Materials</b>		
<b>Overhead cabinet with one door</b>		
• Paint price group 1	No cost	Specify paint color number.
• Paint price group 2	+\$ 36	Specify paint color number.
• Paint price group 3	+\$ 64	Specify paint color number.
<b>Overhead cabinet with two doors</b>		
• Paint price group 1	No cost	Specify paint color number.
• Paint price group 2	+\$ 59	Specify paint color number.
• Paint price group 3	+\$103	Specify paint color number.
<b>Columns</b>		
• Paint price group 1	No cost	Specify paint color number.
• Paint price group 2	+\$ 10	Specify paint color number.
• Paint price group 3	+\$ 20	Specify paint color number.
<b>Door Mechanism</b>		
• Assist mechanism on standard door	+\$158 per door	Specify <i>with assist mechanism on standard door</i> .
<b>Shelf Accessories</b>		
• Four dividers: white plastic	+\$ 41	Specify <i>with dividers</i> .
<b>Lock and Keying</b>		
<b>Lock</b>		
• Ember Chrome	No cost	Specify <i>with 9250 Ember Chrome lock</i> .
<b>Keying</b>		
• Factory- and field-installed keying		▶ Page 188
<b>Related Products</b>		
• Accessories		▶ Page 171

## Specification Information

Width	Number of Doors	Style Number	Base Price
:	:	:	:

### Left-Hand Cabinets

41"	1	<b>XBB41L</b>	\$1002
47"	1	<b>XBB47L</b>	\$1070
59"	2	<b>XBB59L</b>	\$1225
65"	2	<b>XBB65L</b>	\$1296
71"	2	<b>XBB71L</b>	\$1361
77"	2	<b>XBB77L</b>	\$1432
:	:	:	:

▶ **Specification Information, continued on next page**

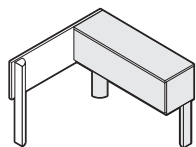
► Specification Information, continued from previous page

**Specification Information**

Width	Number of Doors	Style Number	Base Price
-------	-----------------	--------------	------------

**Right-Hand Cabinets**

41"	1	<b>XBB41R</b>	\$1002
47"	1	<b>XBB47R</b>	\$1070
59"	2	<b>XBB59R</b>	\$1225
65"	2	<b>XBB65R</b>	\$1296
71"	2	<b>XBB71R</b>	\$1361
77"	2	<b>XBB77R</b>	\$1432
:	:	:	:



# Column-Mounted Screens for Use with Corner Overhead Cabinet

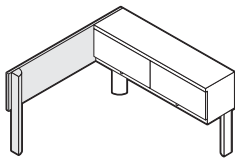
SIN 711.1

Standard Includes	Required to Specify
<ul style="list-style-type: none"> <li>Basic structure (outside of screen): paint price group 1</li> <li>Inside surface of screen (tackable): fabric group 1</li> <li>Support column and cover: all paint price groups</li> <li>Column cap: plastic</li> </ul>	<ol style="list-style-type: none"> <li>Style number</li> <li>Paint color number for basic structure</li> <li>Fabric color number for inside surface of screen</li> <li>Paint color number for support column and cover</li> <li>Plastic color number for column cap: 6681 Grotto or 6682 Cobblestone</li> <li>Options, if selected (see below)</li> </ol> <p>▶ See <i>Surface Materials</i>, page 176.</p>

Options	Price	Required to Specify
<b>Surface Materials</b>		
<ul style="list-style-type: none"> <li>Fabric price group 2</li> <li>Fabric price group 3</li> <li>Fabric price group 4</li> <li>Fabric price group 5</li> <li>Fabric price group COM</li> </ul>	+\$23 +\$38 +\$52 +\$70 +\$42	Specify fabric color number. Specify fabric color number. Specify fabric color number. Specify fabric color number. ▶ See <i>Surface Materials Reference Manual</i> .
<b>Basic structure (outside)</b>		
<ul style="list-style-type: none"> <li>Paint price group 1</li> <li>Paint price group 2</li> <li>Paint price group 3</li> </ul>	No cost +\$ 5 +\$10	Specify paint color number. Specify paint color number. Specify paint color number
<b>Column</b>		
<ul style="list-style-type: none"> <li>Paint price group 1</li> <li>Paint price group 2</li> <li>Paint price group 3</li> </ul>	No cost +\$ 5 +\$10	Specify paint color number. Specify paint color number. Specify paint color number.

## Specification Information

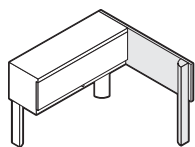
Dimension A	Style Number	Base Price
----------------	-----------------	---------------



Left-hand screen

### Left-Hand Screens

42"	<b>X3S04200L</b>	\$499
48"	<b>X3S04800L</b>	\$550
60"	<b>X3S06000L</b>	\$659
66"	<b>X3S06600L</b>	\$673
72"	<b>X3S07200L</b>	\$702
78"	<b>X3S07800L</b>	\$718



Right-hand screen

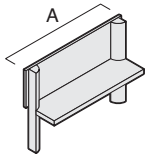
### Right-Hand Screens

42"	<b>X3S00042R</b>	\$499
48"	<b>X3S00048R</b>	\$550
60"	<b>X3S00060R</b>	\$659
66"	<b>X3S00066R</b>	\$673
72"	<b>X3S00072R</b>	\$702
78"	<b>X3S00078R</b>	\$718

# Straight Column-Mounted Shelves with Screen

 Straight Column-Mounted  
Shelves with Screen

SIN 711.1



Tip: Shelf components are shipped in two cartons and assembled in the field.

Standard Includes	Required to Specify
<ul style="list-style-type: none"> <li>Basic structure (shelf, outside of screen): paint price group 1</li> <li>Support columns and covers: paint price group 1</li> <li>Inside surface of screen (tackable): fabric group 1</li> <li>Column caps and shelf end trim: plastic</li> </ul>	<ol style="list-style-type: none"> <li>Style number</li> <li>Paint color number for basic structure</li> <li>Paint color number for support columns and covers</li> <li>Fabric color number for inside surface of screen</li> <li>Plastic color number for column cap and shelf end trim: 6681 Grotto or 6682 Cobblestone</li> <li>Options, if selected (see below)</li> </ol> <p>▶ See <i>Surface Materials</i>, page 176.</p>

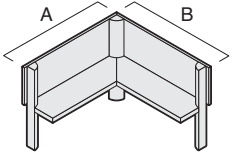
Options	Price	Required to Specify
<b>Surface Materials</b> <b>Screens</b> <ul style="list-style-type: none"> <li>Fabric price group 2</li> <li>Fabric price group 3</li> <li>Fabric price group 4</li> <li>Fabric price group 5</li> <li>Fabric price group COM</li> </ul>	+\$23 +\$38 +\$52 +\$70 +\$42	Specify fabric color number. Specify fabric color number. Specify fabric color number. Specify fabric color number. ▶ See <i>Surface Materials Reference Manual</i> .
<b>Column</b> <ul style="list-style-type: none"> <li>Paint price group 1</li> <li>Paint price group 2</li> <li>Paint price group 3</li> </ul>	No cost +\$10 +\$20	Specify paint color number. Specify paint color number. Specify paint color number.
<b>Outside</b> <ul style="list-style-type: none"> <li>Paint price group 1</li> <li>Paint price group 2</li> <li>Paint price group 3</li> </ul>	No cost +\$ 5 +\$10	Specify paint color number. Specify paint color number. Specify paint color number.
<b>Shelf</b> <ul style="list-style-type: none"> <li>Paint price group 1</li> <li>Paint price group 2</li> <li>Paint price group 3</li> </ul>	No cost +\$ 8 +\$14	Specify paint color number. Specify paint color number. Specify paint color number.
<b>Related Products</b> <ul style="list-style-type: none"> <li>Shelf dividers</li> </ul>		▶ Page 130

## Specification Information

Dimension A	Style Number	Base Price
24"	<b>X2FT00247</b>	\$ 692
30"	<b>X2FT00302</b>	\$ 746
36"	<b>X2FT00364</b>	\$ 813
42"	<b>X2FT00429</b>	\$ 864
48"	<b>X2FT00481</b>	\$ 932
54"	<b>X2FT00546</b>	\$1002
60"	<b>X2FT00601</b>	\$1073
66"	<b>X2FT00663</b>	\$1142
72"	<b>X2FT00728</b>	\$1176
78"	<b>X2FT00780</b>	\$1208
:	:	:

# Corner Column-Mounted Shelves with Screens

SIN 711.1



Tip: Shelf components are shipped in two cartons and assembled in the field.

Standard Includes		Required to Specify	
<ul style="list-style-type: none"> <li>Basic structure (shelf, outside of screens): paint price group 1</li> <li>Support columns and covers: paint price group 1</li> <li>Inside surface of screens (tackable): fabric group 1</li> <li>Column caps and shelf end trim: plastic</li> </ul>		<ol style="list-style-type: none"> <li>Style number</li> <li>Paint color number for basic structure</li> <li>Paint color number for support columns and covers</li> <li>Fabric color number for inside surface of screens</li> <li>Plastic color number for column cap and shelf end trim: 6681 Grotto or 6682 Cobblestone</li> <li>Options, if selected (see below)</li> </ol> <p>▶ See <i>Surface Materials</i>, page 176.</p>	
Options		Price	Required to Specify
<b>Surface Materials</b>	<b>Basic structure (outside)</b>		
	• Paint price group 1	No cost	Specify paint color number.
	• Paint price group 2	+\$ 10	Specify paint color number.
	• Paint price group 3	+\$ 20	Specify paint color number.
	<b>Screens (inside)</b>		
	• Fabric price group 2	+\$ 45	Specify fabric color number.
	• Fabric price group 3	+\$ 78	Specify fabric color number.
	• Fabric price group 4	+\$106	Specify fabric color number.
	• Fabric price group 5	+\$139	Specify fabric color number.
	• Fabric price group COM	+\$ 83	▶ See <i>Surface Materials Reference Manual</i> .
	<b>Column</b>		
	• Paint price group 1	No cost	Specify paint color number.
	• Paint price group 2	+\$ 17	Specify paint color number.
	• Paint price group 3	+\$ 31	Specify paint color number.
	<b>Shelf</b>		
• Paint price group 1	No cost	Specify paint color number.	
• Paint price group 2	+\$ 17	Specify paint color number.	
• Paint price group 3	+\$ 31	Specify paint color number.	
<b>Related Products</b>	• Shelf dividers		▶ Page 130

## Specification Information

• Dimensions		• Style Number	• Base Price
A	B		
42"	42"	<b>X2FT42429</b>	\$1623
48"	48"	<b>X2FT48487</b>	\$1727
48"	60"	<b>X2FT48607</b>	\$1866
48"	66"	<b>X2FT48661</b>	\$1936
48"	72"	<b>X2FT48724</b>	\$1986
48"	78"	<b>X2FT48788</b>	\$2116
60"	48"	<b>X2FT60481</b>	\$1866
66"	48"	<b>X2FT66483</b>	\$1936
72"	48"	<b>X2FT72482</b>	\$1986
78"	48"	<b>X2FT78480</b>	\$2116

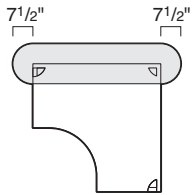




# Straight Countertops

**SIN 711.1**

Tip: Straight countertops are non-handed. You don't need to specify left-hand or right-hand versions.



Tip: Curved ends of a countertop are used at the end of a run and extend beyond the footprint of the core unit 7 1/2".



Standard Includes	Required to Specify
-------------------	---------------------

- Countertop: laminate
- Basic structure (columns and covers): all paint price groups

- 1 Style number
- 2 Laminate color number for countertop  
▶ See page 185 for directional laminate illustrations.
- 3 Paint color number for basic structure
- 4 Options, if selected (see below)  
▶ See *Surface Materials*, page 176.

Surface Materials	Options	Price	Required to Specify
-------------------	---------	-------	---------------------

**Surface Materials**

**Worksurface**

- Open Line laminate
- Wood veneer
- Customiz stain on wood veneer
- Full-fill finish on wood veneer

+\$64  
Prices below and at right  
No cost  
Prices below and at right

- ▶ See *Surface Materials Reference Manual*.
- ▶ See page 184 for directional illustrations.
- ▶ See *Surface Materials Reference Manual*.
- ▶ See *Surface Materials Reference Manual*.

**Related Products**

- Core units
- 12"H core-mounted screens

- ▶ Pages 42–99
- ▶ Page 132

**Specification Information**

Depth	Core Unit Width	Style Number	Base Price	Options
15"	24"	HSC24RR	\$578	(Add \$ to Base Price) : (Add \$ to Optional Wood Veneer and Base Price) Natural Wood Veneer with Full-Fill Finish Open-pore
15"	30"	HSC30RR	\$609	
15"	36"	HSC36RR	\$645	
15"	42"	HSC42RR	\$675	
15"	48"	HSC48RR	\$718	
15"	54"	HSC54RR	\$737	
15"	60"	HSC60RR	\$770	
15"	66"	HSC66RR	\$813	
15"	72"	HSC72RR	\$842	

**Both Ends Round**

15"	24"	<b>HSC24RR</b>	\$578	+\$313	+\$44
15"	30"	<b>HSC30RR</b>	\$609	+\$364	+\$44
15"	36"	<b>HSC36RR</b>	\$645	+\$412	+\$44
15"	42"	<b>HSC42RR</b>	\$675	+\$460	+\$44
15"	48"	<b>HSC48RR</b>	\$718	+\$510	+\$44
15"	54"	<b>HSC54RR</b>	\$737	+\$554	+\$64
15"	60"	<b>HSC60RR</b>	\$770	+\$606	+\$64
15"	66"	<b>HSC66RR</b>	\$813	+\$652	+\$64
15"	72"	<b>HSC72RR</b>	\$842	+\$701	+\$64

▶ **Specification Information, continued on next page**

## ► Specification Information, continued from previous page

## Specification Information

Depth	Core Unit Width	Style Number	Base Price	Options
				(Add \$ to Optional Base Price) ; (Add \$ to Optional Wood Veneer and Base Price)
				Natural ; Natural
				Wood ; with
				Veneer ; Full-Fill
				with ; Finish
				Open-pore ;

## One End Round

15"	24"	<b>HSC24SR</b>	\$578	+\$256	+\$44
15"	30"	<b>HSC30SR</b>	\$609	+\$300	+\$44
15"	36"	<b>HSC36SR</b>	\$645	+\$355	+\$44
15"	42"	<b>HSC42SR</b>	\$675	+\$398	+\$44
15"	48"	<b>HSC48SR</b>	\$718	+\$449	+\$44
15"	54"	<b>HSC54SR</b>	\$737	+\$497	+\$64
15"	60"	<b>HSC60SR</b>	\$770	+\$572	+\$64
15"	66"	<b>HSC66SR</b>	\$813	+\$593	+\$64
15"	72"	<b>HSC72SR</b>	\$842	+\$644	+\$64
:	:	:	:	:	:

## Both Ends Straight

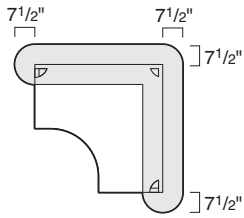
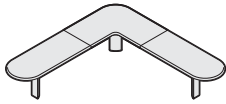
15"	24"	<b>HSC24SS</b>	\$578	+\$192	+\$44
15"	30"	<b>HSC30SS</b>	\$609	+\$244	+\$44
15"	36"	<b>HSC36SS</b>	\$645	+\$288	+\$44
15"	42"	<b>HSC42SS</b>	\$675	+\$340	+\$44
15"	48"	<b>HSC48SS</b>	\$718	+\$387	+\$44
15"	54"	<b>HSC54SS</b>	\$737	+\$436	+\$64
15"	60"	<b>HSC60SS</b>	\$770	+\$485	+\$64
15"	66"	<b>HSC66SS</b>	\$813	+\$534	+\$64
15"	72"	<b>HSC72SS</b>	\$842	+\$580	+\$64
:	:	:	:	:	:



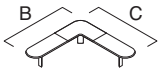
# Corner Countertops

Both Ends Round

SIN 711.1



Tip: Curved ends of a countertop are used at the end of a run and extend beyond the footprint of the core unit 7 1/2".



## Standard Includes

- Countertop: laminate
- Basic structure (columns and covers): all paint price groups

## Required to Specify

- 1 Style number
- 2 Laminate color number for countertop  
▶ See page 185 for directional laminate illustrations.
- 3 Paint color number for basic structure
- 4 Options, if selected (see below)  
▶ See *Surface Materials*, page 176.

## Options

Surface Materials	Worksurface	Price	Required to Specify
	• Open Line laminate	+\$64	▶ See <i>Surface Materials Reference Manual</i> . ▶ See page 184 for directional illustrations.
	• Wood veneer	Prices below	
	• Customiz stain on wood veneer	No cost	▶ See <i>Surface Materials Reference Manual</i> .
	• Full-fill finish on wood veneer	Prices below	▶ See <i>Surface Materials Reference Manual</i> .

Related Products		Required to Specify
• Core units		▶ Pages 42–99
	• 12"H core-mounted screens	▶ Page 132

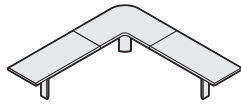
## Specification Information

• Dimensions of Core Unit B C	• Style Number	• Base Price	• Options	
			(Add \$ to Base Price)	(Add \$ to Optional Wood Veneer and Base Price)
42" 42"	<b>HCC42R42R</b>	\$1215	+\$ 799	+\$ 87
48" 48"	<b>HCC48R48R</b>	\$1304	+\$ 895	+\$ 87
48" 60"	<b>HCC48R60R</b>	\$1366	+\$ 993	+\$108
48" 66"	<b>HCC48R66R</b>	\$1407	+\$1037	+\$108
48" 72"	<b>HCC48R72R</b>	\$1433	+\$1093	+\$108
48" 78"	<b>HCC48R78R</b>	\$1496	+\$1137	+\$108
60" 48"	<b>HCC48R60R</b>	\$1366	+\$ 993	+\$108
66" 48"	<b>HCC48R66R</b>	\$1407	+\$1037	+\$108
72" 48"	<b>HCC48R72R</b>	\$1433	+\$1093	+\$108
78" 48"	<b>HCC48R78R</b>	\$1496	+\$1137	+\$108
•	•	•	•	•

# Corner Countertops

Both Ends Straight

SIN 711.1



Context

Standard Includes	Required to Specify
-------------------	---------------------

- Countertop: laminate
- Basic structure (columns and covers): all paint price groups

- 1 Style number
- 2 Laminate color number for countertop  
▶ See page 185 for directional laminate illustrations.
- 3 Paint color number for basic structure
- 4 Options, if selected (see below)  
▶ See *Surface Materials*, page 176.

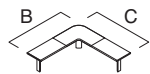
Surface Materials	Options	Price	Required to Specify
-------------------	---------	-------	---------------------

<b>Surface Materials</b>	<b>Worksurface</b>		
	• Open Line laminate	+\$64	▶ See <i>Surface Materials Reference Manual</i> . Specify natural veneer color number. ▶ See page 176 to help you identify the differences. ▶ See page 184 for directional illustrations. ▶ See <i>Surface Materials Reference Manual</i> .
	• Wood veneer	Prices below	
	• Customiz stain on wood veneer	No cost	▶ See <i>Surface Materials Reference Manual</i> .
• Full-fill finish on wood veneer	Prices below	▶ See <i>Surface Materials Reference Manual</i> .	

<b>Related Products</b>	• Core units	▶ Pages 42–99
	• 12"H core-mounted screens	▶ Page 132

### Specification Information

• Dimensions of Core Unit		• Style Number	• Base Price	• Options (Add \$ to Base Price)	
B	C			(Add \$ to Base Price)	(Add \$ to Base Price)
42"	42"	<b>HCC42S42S</b>	\$1215	+\$ 675	+\$ 87
48"	48"	<b>HCC48S48S</b>	\$1304	+\$ 776	+\$ 87
48"	60"	<b>HCC48S60S</b>	\$1366	+\$ 872	+\$108
48"	66"	<b>HCC48S66S</b>	\$1407	+\$ 924	+\$108
48"	72"	<b>HCC48S72S</b>	\$1433	+\$ 968	+\$108
48"	78"	<b>HCC48S78S</b>	\$1496	+\$1016	+\$108
60"	48"	<b>HCC48S60S</b>	\$1366	+\$ 872	+\$108
66"	48"	<b>HCC48S66S</b>	\$1407	+\$ 924	+\$108
72"	48"	<b>HCC48S72S</b>	\$1433	+\$ 968	+\$108
78"	48"	<b>HCC48S78S</b>	\$1496	+\$1016	+\$108
•	•	•	•	•	•



# Fixed Pedestals

SIN 711.1

Tip: 18<sup>3</sup>/<sub>8</sub>"D pedestal cannot accommodate legal files.

► File fit table, see Context Systems Furniture Specification Guide.

► Storage capacities, see Context Systems Furniture Specification Guide.

Tip: Context core units manufactured prior to February 2004 can be converted to accept these pedestals by ordering a conversion kit available from Service Parts. Order Service Part 0075907SR for 24"D core units or 0075908SR for 30"D core units.

Standard Includes	Required to Specify
<ul style="list-style-type: none"> <li>Pedestal: paint price group 1</li> <li>Waterfall pulls: paint</li> <li>Full drawer interiors: black only               <ul style="list-style-type: none"> <li>— One pencil tray and two box drawer dividers per box/box/file</li> </ul> </li> <li>Lock, keyed random: 9201 Polished Chrome</li> <li>Four adjustable leveling glides</li> </ul>	<ol style="list-style-type: none"> <li>Style number</li> <li>Paint color number for case</li> <li>Color number for drawer pulls</li> <li>Options, if selected (see below)           <ul style="list-style-type: none"> <li>► See <i>Surface Materials</i>, page 176.</li> </ul> </li> </ol>

	Options	Price	Required to Specify
<b>Surface Materials</b>	<b>Case</b>		
	<ul style="list-style-type: none"> <li>Paint price group 1</li> <li>Paint price group 2</li> <li>Paint price group 3</li> </ul>	No cost +\$ 41 +\$ 70	Specify paint color number. Specify paint color number. Specify paint color number.
	<b>Waterfall pulls</b>		
	<ul style="list-style-type: none"> <li>Paint</li> <li>Plated metal</li> </ul>	No cost +\$ 17 each	Specify paint color number. Specify plated metal color number.
<b>Drawer Accessories</b>	<b>Rails</b>		
	<ul style="list-style-type: none"> <li>Two side-to-side filing rails per file drawer</li> </ul>	No cost	Specify with rails.
<b>Lock and Keying</b>	<b>Lock</b>		
	<ul style="list-style-type: none"> <li>Ember Chrome</li> </ul>	No cost	Specify with 9250 Ember Chrome lock.
	<b>Individual locking drawers</b>		
	<ul style="list-style-type: none"> <li>File/file pedestal only</li> </ul>	+\$120	Specify with individual drawer lock.
	<b>Keying</b>		
	<ul style="list-style-type: none"> <li>Factory- and field-installed keying</li> </ul>		► Page 188

## Specification Information

Dimensions			Style	Base
D	W	H	Number	Price
:	:	:	:	:

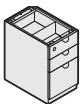
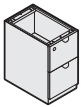
### Waterfall Pulls

#### Two File Drawers

18 <sup>3</sup> / <sub>8</sub> "	15"	27"	<b>XUCL2400A6</b>	\$727
23 <sup>1</sup> / <sub>2</sub> "	15"	27"	<b>XUCL3000A9</b>	\$761

#### Two Box Drawers and One File Drawer

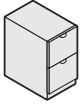
18 <sup>3</sup> / <sub>8</sub> "	15"	27"	<b>XUCN2400A2</b>	\$785
23 <sup>1</sup> / <sub>2</sub> "	15"	27"	<b>XUCN3000A5</b>	\$827





# Mobile Pedestals

SIN 711.1



► *File fit table, see Context Systems Furniture Specification Guide.*

► *Storage capacities, see Context Systems Furniture Specification Guide.*

*Tip: Optional tops will increase the overall pedestal height.*

Standard Includes		Required to Specify	
<ul style="list-style-type: none"> <li>• Pedestal: paint price group 1</li> <li>• Waterfall pulls: paint</li> <li>• Full drawer interiors: black only               <ul style="list-style-type: none"> <li>— One pencil tray per box/file or box/box/file, and box drawer dividers</li> </ul> </li> <li>• Lock, keyed random: 9201 Polished Chrome</li> <li>• Non-locking, dual-wheel casters: black only</li> </ul>		<ol style="list-style-type: none"> <li>1 Style number</li> <li>2 Paint color number for case</li> <li>3 Color number for drawer pulls</li> <li>4 Options, if selected (see below)</li> </ol> ► See <i>Surface Materials</i> , page 176.	
Options	Price	Required to Specify	
<b>Surface Materials</b>	<b>Case</b>		
	<ul style="list-style-type: none"> <li>• Paint price group 1</li> <li>• Paint price group 2</li> <li>• Paint price group 3</li> </ul>	No cost	Specify paint color number.
		+\$ 41	Specify paint color number.
		+\$ 70	Specify paint color number.
	<b>Waterfall pulls</b>		
	<ul style="list-style-type: none"> <li>• Paint</li> <li>• Plated metal</li> </ul>	No cost	Specify paint color number.
		+\$ 17 each	Specify plated metal color number.
<b>Drawer Accessories</b>	<b>Rails</b>		
	<ul style="list-style-type: none"> <li>• Two side-to-side filing rails per file drawer</li> </ul>	No cost	Specify <i>with rails</i> .
<b>Tops</b>	<ul style="list-style-type: none"> <li>• 1"H square edge steel top</li> </ul>	+\$ 58	Specify <i>with steel square top</i> .
	<b>Laminate top</b>		
	<ul style="list-style-type: none"> <li>• 1<sup>3</sup>/<sub>16</sub>"H square edge laminate top</li> <li>• 1<sup>7</sup>/<sub>16</sub>"H bullnose laminate top</li> </ul>	+\$250	Specify <i>with laminate top</i> and indicate laminate color number.
		+\$285	Specify <i>with bullnose laminate top</i> and indicate laminate color number.
	<ul style="list-style-type: none"> <li>• Open Line laminate on laminate top</li> </ul>	+\$ 64 plus cost of laminate	► See <i>Surface Materials Reference Manual</i> .
	<b>Wood veneer top</b>		
	<ul style="list-style-type: none"> <li>• 1<sup>3</sup>/<sub>16</sub>"H wood veneer top</li> </ul>	+\$349	Specify <i>with wood veneer top</i> and indicate wood color number.
	<ul style="list-style-type: none"> <li>• Customiz stain on wood veneer top</li> </ul>	No cost	Specify <i>with Customiz stain</i> .
			► See <i>Surface Materials Reference Manual</i> .
	<b>Cushion top for factory installation on XUCB3000AM and XUCB3000BM</b>		
	<ul style="list-style-type: none"> <li>• Cushion top without handle</li> </ul>	+\$307	Specify <i>with cushion top</i> and indicate fabric color number.
	<ul style="list-style-type: none"> <li>• Cushion top with 9201 Polished Chrome handle</li> </ul>	+\$391	Specify <i>with cushion top and handle</i> and indicate fabric color number.
	<b>Upholstery on cushion top</b>		
	<ul style="list-style-type: none"> <li>• Fabric price group 1</li> <li>• Fabric price group 2</li> <li>• Fabric price group 3</li> <li>• Fabric price group 4</li> <li>• Fabric price group 5</li> <li>• Fabric price group 6</li> <li>• Fabric price group 7</li> <li>• Fabric price group 8</li> <li>• Fabric price group 9</li> <li>• Fabric price group 10</li> <li>• Leather price group</li> </ul>	No cost	Specify fabric color number.
		+\$ 10	Specify fabric color number.
		+\$ 35	Specify fabric color number.
		+\$ 44	Specify fabric color number.
		+\$ 54	Specify fabric color number.
		+\$ 77	Specify fabric color number.
		+\$ 92	Specify fabric color number.
		+\$134	Specify fabric color number.
		+\$172	Specify fabric color number.
		+\$209	Specify fabric color number.
		+\$536	Specify leather color number.
	<ul style="list-style-type: none"> <li>• Customer's own material (COM) or Customer's own leather (COL)</li> </ul>	+\$ 16	► See <i>Surface Materials Reference Manual</i> .
			► See <i>Surface Materials Reference Manual</i> to specify.
	<ul style="list-style-type: none"> <li>• Elmosoft leather price group</li> </ul>	+\$619	Specify Elmosoft leather color number.

► **Options, continued on next page**



## SIN 711.1

## ► Options, continued from previous page

Options	Price	Required to Specify
<b>Lock and Keying</b>		
<b>Lock</b>		
• Ember Chrome	No cost	Specify with 9250 Ember Chrome lock.
<b>Individual locking drawers</b>		
• File/file pedestal only	+\$120	Specify with individual drawer lock.
<b>Keying</b>		
• Factory- and field-installed keying		► Page 188
<b>Related Products</b>		
• Accessories		► Page 171

## Specification Information

Dimensions			Style	Base
D	W	H	Number	Price

## Waterfall Pulls

## Two File Drawers

18 <sup>3</sup> / <sub>8</sub> "	15"	27"	<b>XUCL2400AM</b>	\$ 921
----------------------------------	-----	-----	-------------------	--------

23 <sup>1</sup> / <sub>2</sub> "	15"	27"	<b>XUCL3000AM</b>	\$ 974
----------------------------------	-----	-----	-------------------	--------

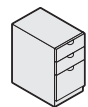
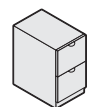
## Two Box Drawers and One File Drawer

18 <sup>3</sup> / <sub>8</sub> "	15"	27"	<b>XUCN2400AM</b>	\$ 954
----------------------------------	-----	-----	-------------------	--------

23 <sup>1</sup> / <sub>2</sub> "	15"	27"	<b>XUCN3000AM</b>	\$1010
----------------------------------	-----	-----	-------------------	--------

## One Box Drawer and One File Drawer

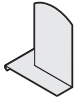
23 <sup>3</sup> / <sub>8</sub> "	15"	21"	<b>XUCB3000AM</b>	\$ 913
----------------------------------	-----	-----	-------------------	--------



# Storage Inserts

SIN 711.1

## Shelf Dividers



For use with overhead cabinets and overhead shelves.

Standard Includes	Required to Specify
• Package of four dividers: Grotto paint	Style number

### Specification Information

•Style Number	•Price
X2H000000	\$60

---

# Specifying Context Screens

---

## Screens

12"H Core-Mounted Screens (SIN 711.1)	<b>132</b>
20"H Core-Mounted Screens (SIN 711.1)	<b>134</b>
Core-Mounted Arc Screens (SIN 711.1)	<b>136</b>
Straight Column-Mounted Screens (SIN 711.1)	<b>138</b>

# 12"H Core-Mounted Screens

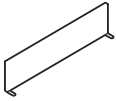
## SIN 711.1

*Tip: Fabric specified for the outside surface of core-mounted screens wraps the edges of the screen. If different fabric is specified for the outside surface, it will be visible along the side and bottom edges of the inside surface.*

*Tip: If the core unit has two port areas, straight screens apply. If the core unit has three port areas, corner screens apply.*

*Tip: To price a screen with fabrics in different price groups, add the two prices together and divide by two.*

*Tip: For 16"H slatwall applications, refer to the Details Specification Guide.*



Standard Includes	Required to Specify
<ul style="list-style-type: none"> <li>• Inside surface (tackable): fabric group 1</li> <li>• Outside surface (non-tackable): fabric group 1</li> <li>• Basic structure (top trim and screen foot cover): plastic</li> <li>• Alignment clip</li> </ul>	<ol style="list-style-type: none"> <li>1 Style number</li> <li>2 Fabric color number for inside surface</li> <li>3 Fabric color number for outside surface</li> <li>4 Plastic color number for basic structure 6681 Grotto or 6682 Cobblestone</li> <li>5 Options, if selected (see below)</li> </ol> <p>▶ See <i>Surface Materials</i>, page 176.</p>

Options	Price	Required to Specify
<b>Surface Materials</b> <ul style="list-style-type: none"> <li>• Fabric price group 2</li> <li>• Fabric price group 3</li> <li>• Fabric price group 4</li> <li>• Fabric price group 5</li> <li>• Fabric price group COM</li> </ul>	<ul style="list-style-type: none"> <li>+\$ 46</li> <li>+\$ 76</li> <li>+\$104</li> <li>+\$140</li> <li>+\$ 84</li> </ul>	Specify fabric color number. Specify fabric color number. Specify fabric color number. Specify fabric color number. ▶ See <i>Surface Materials Reference Manual</i> .
<b>Related Products</b> <ul style="list-style-type: none"> <li>• Transition core screen trim</li> </ul>		▶ Page 133 Specify style number and select plastic color number: 6681 Grotto or 6682 Cobblestone

### Specification Information

Width	Style Number	Base Price

### Straight Screens

24"	<b>X3A000244</b>	\$279
30"	<b>X3A000309</b>	\$293
36"	<b>X3A000361</b>	\$314
42"	<b>X3A000426</b>	\$332
48"	<b>X3A000488</b>	\$355
54"	<b>X3A000543</b>	\$367
60"	<b>X3A000608</b>	\$386
66"	<b>X3A000660</b>	\$405
72"	<b>X3A000725</b>	\$426
78"	<b>X3A000787</b>	\$449

▶ **Specification Information, continued on next page**

## ► Specification Information, continued from previous page

**Specification Information**

• Width	• Style • Number	• Base • Price
---------	---------------------	-------------------

**Corner Screens****Left-Hand**

24"	<b>X3B000245</b>	\$286
30"	<b>X3B000300</b>	\$303
36"	<b>X3B000362</b>	\$326
42"	<b>X3B000427</b>	\$349
48"	<b>X3B000489</b>	\$367
54"	<b>X3B000543</b>	\$386
60"	<b>X3B000609</b>	\$405
66"	<b>X3B000662</b>	\$421
72"	<b>X3B000726</b>	\$452
78"	<b>X3B000788</b>	\$466

**Right-Hand**

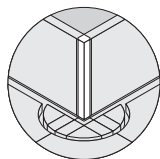
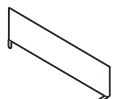
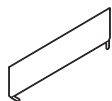
24"	<b>X3C000246</b>	\$286
30"	<b>X3C000301</b>	\$303
36"	<b>X3C000363</b>	\$326
42"	<b>X3C000428</b>	\$349
48"	<b>X3C000480</b>	\$367
54"	<b>X3C000544</b>	\$386
60"	<b>X3C000600</b>	\$405
66"	<b>X3C000663</b>	\$421
72"	<b>X3C000727</b>	\$452
78"	<b>X3C000789</b>	\$466

**Related Products**

• Height	• Style • Number	• Quantity	• Price
----------	---------------------	------------	---------

**Transition Core Screen Trim**

12"	<b>X3TC37003</b>	1	\$86
-----	------------------	---	------



# 20"H Core-Mounted Screens

SIN 711.1

*Tip: Fabric specified for the outside surface of core-mounted screens wraps the edges of the screen. If different fabric is specified for the outside surface, it will be visible along the side and bottom edges of the inside surface.*

*Tip: If the core unit has two port areas, straight screens apply. If the core unit has three port areas, corner screens apply.*

*Tip: To price a screen with fabrics in different price groups, add the two prices together and divide by two.*

Standard Includes		Required to Specify	
<ul style="list-style-type: none"> <li>• Inside surface (tackable): fabric group 1</li> <li>• Outside surface (non-tackable): fabric group 1</li> <li>• Basic structure (top trim and screen foot cover): plastic</li> <li>• Alignment clip</li> </ul>		<ol style="list-style-type: none"> <li>1 Style number</li> <li>2 Fabric color number for inside surface</li> <li>3 Fabric color number for outside surface</li> <li>4 Plastic color number for basic structure 6681 Grotto or 6682 Cobblestone</li> <li>5 Options, if selected (see below)</li> </ol> <p>▶ See <i>Surface Materials</i>, page 176</p>	

Options	Price	Required to Specify
<b>Surface Materials</b> <b>Screen</b> <ul style="list-style-type: none"> <li>• Fabric price group 2</li> <li>• Fabric price group 3</li> <li>• Fabric price group 4</li> <li>• Fabric price group 5</li> <li>• Fabric price group COM</li> </ul>	<ul style="list-style-type: none"> <li>+\$ 46</li> <li>+\$ 76</li> <li>+\$104</li> <li>+\$140</li> <li>+\$ 84</li> </ul>	Specify fabric color number. Specify fabric color number. Specify fabric color number. Specify fabric color number. ▶ See <i>Surface Materials Reference Manual</i> .
<b>Slatwall Inserts</b> <ul style="list-style-type: none"> <li>• 20" x 24" screen</li> <li>• 20" x 30" screen</li> <li>• 20" x 36" screen</li> <li>• 20" x 42" screen</li> <li>• 20" x 48" screen</li> <li>• 20" x 54" screen</li> </ul>	<ul style="list-style-type: none"> <li>+\$191</li> <li>+\$240</li> <li>+\$290</li> <li>+\$336</li> <li>+\$385</li> <li>+\$431</li> </ul>	Specify 4799 Platinum or 0835 Black. Specify 4799 Platinum or 0835 Black. Specify 4799 Platinum or 0835 Black. Specify 4799 Platinum or 0835 Black. Specify 4799 Platinum or 0835 Black. Specify 4799 Platinum or 0835 Black.
<b>Markerboard Inserts</b> <ul style="list-style-type: none"> <li>• 20" x 24" screen</li> <li>• 20" x 30" screen</li> <li>• 20" x 36" screen</li> <li>• 20" x 42" screen</li> <li>• 20" x 48" screen</li> <li>• 20" x 54" screen</li> <li>• 20" x 60" screen</li> <li>• 20" x 66" screen</li> <li>• 20" x 72" screen</li> <li>• 20" x 78" screen</li> </ul>	<ul style="list-style-type: none"> <li>+\$ 88</li> <li>+\$108</li> <li>+\$132</li> <li>+\$153</li> <li>+\$170</li> <li>+\$179</li> <li>+\$205</li> <li>+\$226</li> <li>+\$248</li> <li>+\$268</li> </ul>	Specify with 6520 White. Specify with 6520 White. Specify with 6520 White. Specify with 6520 White. Specify with 6520 White. Specify with 6520 White. Specify with 6520 White. Specify with 6520 White. Specify with 6520 White. Specify with 6520 White.
<b>Related Products</b> <ul style="list-style-type: none"> <li>• Transition core screen trim</li> </ul>		▶ Page 135 Specify style number and select plastic color number: 6681 Grotto or 6682 Cobblestone

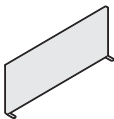
## Specification Information

Width	Style Number	Base Price
-------	--------------	------------

### Straight Screens

24"	<b>X3D000247</b>	\$319
30"	<b>X3D000302</b>	\$344
36"	<b>X3D000364</b>	\$363
42"	<b>X3D000429</b>	\$386
48"	<b>X3D000481</b>	\$417
54"	<b>X3D000546</b>	\$444
60"	<b>X3D000601</b>	\$460
66"	<b>X3D000663</b>	\$494
72"	<b>X3D000728</b>	\$511
78"	<b>X3D000780</b>	\$548

▶ **Specification Information, continued on next page**



*Tip: 20"H core mounted screens 60"W or greater are not available with slat-wall inserts.*

## ► Specification Information, continued from previous page

## Specification Information

Width	Style Number	Base Price
-------	--------------	------------

## Corner Screens

## Left-Hand

24"	<b>X3E000247</b>	\$349
30"	<b>X3E000306</b>	\$369
36"	<b>X3E000361</b>	\$393
42"	<b>X3E000420</b>	\$413
48"	<b>X3E000482</b>	\$438
54"	<b>X3E000545</b>	\$460
60"	<b>X3E000602</b>	\$484
66"	<b>X3E000664</b>	\$511
72"	<b>X3E000729</b>	\$548
78"	<b>X3E000781</b>	\$570

## Right-Hand

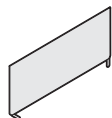
24"	<b>X3F000249</b>	\$349
30"	<b>X3F000302</b>	\$369
36"	<b>X3F000364</b>	\$393
42"	<b>X3F000421</b>	\$413
48"	<b>X3F000483</b>	\$438
54"	<b>X3F000546</b>	\$460
60"	<b>X3F000603</b>	\$484
66"	<b>X3F000665</b>	\$511
72"	<b>X3F000720</b>	\$548
78"	<b>X3F000782</b>	\$570

## Related Products

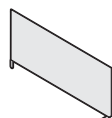
Height	Style Number	Quantity	Price
--------	--------------	----------	-------

## Transition Core Screen Trim

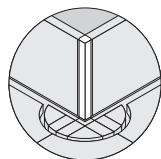
20"	<b>X3TC37003</b>	1	\$86
-----	------------------	---	------



Tip: 20"H core mounted screens 60"W or greater are not available with slat-wall inserts.

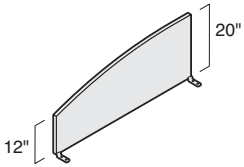


Tip: 20"H core mounted screens 60"W or greater are not available with slat-wall inserts.



# Core-Mounted Arc Screens

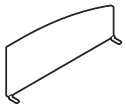
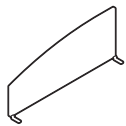
SIN 711.1



Tip: Fabric specified for the outside surface of core-mounted screens wraps the edges of the screen. If different fabric is specified for the outside surface, it will be visible along the side and bottom edges of the inside surface.

Tip: If the core unit has two port areas, straight screens apply. If the core unit has three port areas, corner screens apply.

Tip: To price a screen with fabrics in different price groups, add the two prices together and divide by two.



Standard Includes	Required to Specify
-------------------	---------------------

- Inside surface (tackable): fabric group 1
- Outside surface (non-tackable): fabric group 1
- Basic structure (top trim and screen foot cover): plastic
- Alignment clip

- 1 Style number
  - 2 Fabric color number for inside surface
  - 3 Fabric color number for outside surface
  - 4 Plastic color number for basic structure 6681 Grotto or 6682 Cobblestone
  - 5 Options, if selected (see below)
- ▶ See *Surface Materials*, page 176

Surface Materials	Options	Price	Required to Specify
-------------------	---------	-------	---------------------

Surface Materials	Screen	Price	Required to Specify
	• Fabric price group 2	+\$ 46	Specify fabric color number. Specify fabric color number. Specify fabric color number. Specify fabric color number. ▶ See <i>Surface Materials Reference Manual</i> .
	• Fabric price group 3	+\$ 76	
	• Fabric price group 4	+\$104	
	• Fabric price group 5	+\$140	
	• Fabric price group COM	+\$ 84	

Related Products	Options	Price	Required to Specify
	• Core-mounted screens		▶ Pages 132–135 Specify style number and select plastic color number: 6681 Grotto or 6682 Cobblestone ▶ Page 137
	• Transition core screen trim		

## Specification Information

Width	Style Number	Base Price

## Straight Screens

Left Arc		
30"	<b>X3DL0030A</b>	\$525
36"	<b>X3DL0036A</b>	\$543
42"	<b>X3DL0042A</b>	\$565
48"	<b>X3DL0048A</b>	\$597
54"	<b>X3DL0054A</b>	\$627
60"	<b>X3DL0060A</b>	\$640
66"	<b>X3DL0066A</b>	\$673
72"	<b>X3DL0072A</b>	\$692
78"	<b>X3DL0078A</b>	\$727

Right Arc		
30"	<b>X3DR0030A</b>	\$525
36"	<b>X3DR0036A</b>	\$543
42"	<b>X3DR0042A</b>	\$565
48"	<b>X3DR0048A</b>	\$597
54"	<b>X3DR0054A</b>	\$627
60"	<b>X3DR0060A</b>	\$640
66"	<b>X3DR0066A</b>	\$673
72"	<b>X3DR0072A</b>	\$692
78"	<b>X3DR0078A</b>	\$727

▶ **Specification Information, continued on next page**



## ► Specification Information, continued from previous page

**Specification Information**

Width	Style Number	Base Price
-------	--------------	------------

**Corner Arc Screens****Left-Hand**

30"	<b>X3EL0030A</b>	\$550
36"	<b>X3EL0036A</b>	\$575
42"	<b>X3EL0042A</b>	\$593
48"	<b>X3EL0048A</b>	\$621
54"	<b>X3EL0054A</b>	\$640
60"	<b>X3EL0060A</b>	\$664
66"	<b>X3EL0066A</b>	\$692
72"	<b>X3EL0072A</b>	\$727
78"	<b>X3EL0078A</b>	\$755

**Right-Hand**

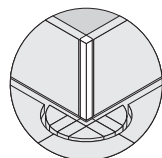
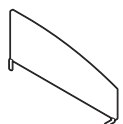
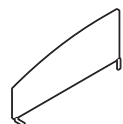
30"	<b>X3FR0030A</b>	\$550
36"	<b>X3FR0036A</b>	\$575
42"	<b>X3FR0042A</b>	\$593
48"	<b>X3FR0048A</b>	\$621
54"	<b>X3FR0054A</b>	\$640
60"	<b>X3FR0060A</b>	\$664
66"	<b>X3FR0066A</b>	\$692
72"	<b>X3FR0072A</b>	\$727
78"	<b>X3FR0078A</b>	\$755

**Related Products**

Height	Style Number	Quantity	Price
--------	--------------	----------	-------

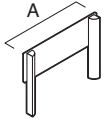
**Transition Core Screen Trim**

20"	<b>X3TC37003</b>	1	\$86
-----	------------------	---	------



# Straight Column-Mounted Screens

SIN 711.1



*Tip: Screens are shipped in two cartons and assembled in the field.*

*Tip: If the core unit has two port areas, straight screens apply. If the core unit has three port areas, corner screens apply. Only one straight column-mounted screen can be used on a corner unit.*

## Standard Includes

- Basic structure (outside of screen): paint price group 1
- Inside surface of screen (tackable): fabric group 1
- Support columns and covers: all paint price groups
- Column cap: plastic

## Required to Specify

- 1 Style number
  - 2 Paint color number for basic structure
  - 3 Fabric color number for inside surface of screen
  - 4 Paint color number for support columns and covers
  - 5 Plastic color number for column cap: 6681 Grotto or 6682 Cobblestone
  - 6 Options, if selected (see below)
- ▶ See *Surface Materials*, page 176

	Options	Price	Required to Specify
<b>Surface Materials</b>	• Fabric price group 2	+\$23	Specify fabric color number.
	• Fabric price group 3	+\$38	Specify fabric color number.
	• Fabric price group 4	+\$52	Specify fabric color number.
	• Fabric price group 5	+\$70	Specify fabric color number.
	• Fabric price group COM	+\$42	▶ See <i>Surface Materials Reference Manual</i> .
	<b>Basic structure (outside)</b>		
	• Paint price group 2	+\$ 5	Specify paint color number.
	• Paint price group 3	+\$10	Specify paint color number.
	<b>Column</b>		
	• Paint price group 2	+\$10	Specify paint color number.
	• Paint price group 3	+\$20	Specify paint color number.

## Specification Information

• Dimensions • A	• Style • Number	• Base • Price
24"	<b>X3S000248</b>	\$457
30"	<b>X3S000303</b>	\$491
36"	<b>X3S000365</b>	\$539
42"	<b>X3S000420</b>	\$570
48"	<b>X3S000482</b>	\$623
54"	<b>X3S000547</b>	\$709
60"	<b>X3S000602</b>	\$730
66"	<b>X3S000664</b>	\$747
72"	<b>X3S000729</b>	\$774
78"	<b>X3S000781</b>	\$790
:	:	:

---

# Specifying Context Power and Communication

## **Internode Power and Communication**

Internode Power Infeeds (SIN 711.1)	<b>140</b>
Internode Power Modules (SIN 711.1)	<b>142</b>
Internode Modular Harnesses (SIN 711.1)	<b>144</b>
Internode Communication Module (SIN 711.1)	<b>146</b>
Internode Receptacles (SIN 711.1)	<b>148</b>
Internode Convenience Tri-Receptacles (SIN 711.1)	<b>150</b>
Internode Accessories (SIN 711.1)	<b>152</b>

## **Utility Trunk Power and Communication**

Utility Trunk Base Power-Ins (SIN 711.1)	<b>154</b>
Port-Mounted Utility Pole (SIN 711.1)	<b>155</b>
Utility Pole for Use With Double Utility Trunk (SIN 711.1)	<b>156</b>
Single Utility Trunks (SIN 711.1)	<b>158</b>
End Caps (SIN 711.1)	<b>160</b>
Double-to-Single Utility Trunk Junction (SIN 711.1)	<b>160</b>
Powerways for Single Utility Trunks (SIN 711.1)	<b>161</b>
Double Utility Trunks (SIN 711.1)	<b>162</b>
Powerways for Double Utility Trunks (SIN 711.1)	<b>163</b>
Double Utility Trunk Junctions (SIN 711.1)	<b>164</b>
Jumpers (SIN 711.1)	<b>165</b>
Chicago Powerways (SIN 711.1)	<b>166</b>
Simplex and Duplex Receptacles (SIN 711.1)	<b>167</b>

## **Related Products**

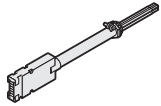
Accessories (SIN 711.1)	<b>168</b>
-------------------------	------------

# Internode Power Infeeds

SIN 711.1

## Floor Power Infeeds

Domestic



*Tip: Floor power infeed cannot be used in New York City or San Francisco. Use a hardwire multipurpose power infeed instead.*



Internode components are not designed for use with international power.

Standard Includes	Required to Specify
<ul style="list-style-type: none"> <li>• Junction box fittings for hardwired connection</li> <li>• Liquid-tight flexible conduit: black plastic</li> </ul>	Style number

Related Products
<ul style="list-style-type: none"> <li>• Power module</li> </ul>

▶ Page 142

### Specification Information

• Length	• Style Number	• Price
•	•	•
•	•	•

#### 4-Circuit, 3+1

6'	<b>GFUFFH6X</b>	\$215
12'	<b>GFUFFH12X</b>	\$285
•	•	•

#### 4-Circuit, 2+2

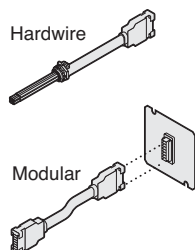
6'	<b>GFUFFH6Y</b>	\$215
12'	<b>GFUFFH12Y</b>	\$285
•	•	•

#### 3-Circuit, Separate Neutrals

6'	<b>GFUFFH6Z</b>	\$215
12'	<b>GFUFFH12Z</b>	\$285
•	•	•

## Multipurpose Power Infeeds

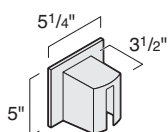
### Domestic



Tip: Modular connector receptacle covers a standard 4<sup>9</sup>/<sub>16</sub>" square junction box.



Internode components are not designed for use with international power.



Modular Infeed Cover

#### Standard Includes

- Hardwire infeed
  - Junction box fittings
  - Conduit: metal
- Modular infeed
  - Modular connector receptacle
  - Conduit: metal
- Modular infeed cover: plastic

#### Required to Specify

- 1 Style number
- 2 Plastic color number for modular infeed cover, if selected
- ▶ See *Surface Materials*, page 176.

#### Related Products

- Power module ▶ Page 142
- Port-mounted utility pole ▶ Page 155

#### Specification Information

Length and Connection	Style Number	Price
-----------------------	--------------	-------

#### 4-Circuit, 3+1

12' Hardwire	<b>GSGUFMH12X</b>	\$321
12' Modular	<b>GSGUFMM12X</b>	\$412
24' Hardwire	<b>GSGUFMH24X</b>	\$466
24' Modular	<b>GSGUFMM24X</b>	\$550
:	:	:

#### 4-Circuit, 2+2

12' Hardwire	<b>GSGUFMH12Y</b>	\$321
12' Modular	<b>GSGUFMM12Y</b>	\$412
24' Hardwire	<b>GSGUFMH24Y</b>	\$466
24' Modular	<b>GSGUFMM24Y</b>	\$550
:	:	:

#### 3-Circuit, Separate Neutrals

12' Hardwire	<b>GSGUFMH12Z</b>	\$321
12' Modular	<b>GSGUFMM12Z</b>	\$412
24' Hardwire	<b>GSGUFMH24Z</b>	\$466
24' Modular	<b>GSGUFMM24Z</b>	\$550
:	:	:

#### Modular Infeed Cover

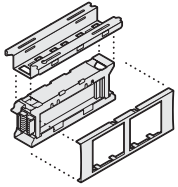
N.A.	<b>GSGUFC</b>	\$ 41
:	:	:

# Internode Power Modules

SIN 711.1

## Power Modules

Domestic

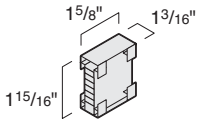


Tip: Remember to specify receptacles separately.  
▶ Page 148

Tip: Not designed for use inside utility trunks.



Internode components are not designed for use with international power.



Block-to-Block Connector

### Standard Includes

- Power block and enclosing housing: 4793 Solar Black only
- Four modular receptacle attachment points
- Block-to-block connector, if selected: 6653 Solar Black only
- Two covers: 6653 Solar Black only
- Mounting hardware package

### Required to Specify

Style number

### Related Products

- Receptacles ▶ Page 148
- Convenience tri-receptacles ▶ Pages 150–151
- Mounting bracket ▶ Page 143
- Harnesses ▶ Page 144
- Communication module ▶ Page 146
- Cord and cable manager ▶ Page 153

### Specification Information

Dimensions			Includes Mounting Bracket	Style Number	Price
D	W	H			

#### 4-Circuit, 3+1

3"	10"	3 1/2"	Yes	<b>GFUPMBX</b>	\$265
3"	10"	3 1/2"	No	<b>GFUPMX</b>	\$232

#### Block-to-Block Connector

1 3/16"	1 5/8"	1 15/16"	N.A.	<b>GSGUBCX</b>	\$ 54
---------	--------	----------	------	----------------	-------

#### Power Modules For Use in New York City

3"	10"	3 1/2"	Yes	<b>GFUPMBXNYC</b>	\$265
3"	10"	3 1/2"	No	<b>GFUPMXNYC</b>	\$232

#### 4-Circuit, 2+2

3"	10"	3 1/2"	Yes	<b>GFUPMBY</b>	\$265
3"	10"	3 1/2"	No	<b>GFUPMY</b>	\$232

#### Block-to-Block Connector

1 3/16"	1 5/8"	1 15/16"	N.A.	<b>GSGUBCY</b>	\$ 54
---------	--------	----------	------	----------------	-------

#### Power Modules For Use in New York City

3"	10"	3 1/2"	Yes	<b>GFUPMBYNYC</b>	\$265
3"	10"	3 1/2"	No	<b>GFUPMYNYC</b>	\$232

▶ Specification Information, continued on next page

## ► Specification Information, continued from previous page

## Specification Information

Dimensions			Includes Mounting Bracket	Style Number	Price
D	W	H			

## 3-Circuit, Separate Neutrals

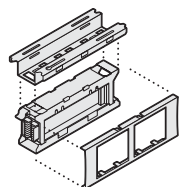
3"	10"	3½"	Yes	<b>GFUPMBZ</b>	\$265
3"	10"	3½"	No	<b>GFUPMZ</b>	\$232

## Block-to-Block Connector

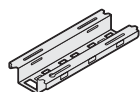
1¾"	1⅝"	1⅝"	N.A.	<b>GSGUBCZ</b>	\$ 54
-----	-----	-----	------	----------------	-------

## Power Modules For Use in New York City

3"	10"	3½"	Yes	<b>GFUPMBZNYC</b>	\$265
3"	10"	3½"	No	<b>GFUPMZNYC</b>	\$232



## Mounting Bracket



Tip: Mounting bracket supports either a power module or a communication module.

## Standard Includes

- Mounting bracket: 4793 Solar Black only
- Mounting hardware package

## Required to Specify

Style number

## Related Products

- Power modules
- Communication module
- Cord and cable manager

- Page 142
- Page 146
- Page 153

## Specification Information

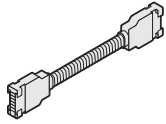
Style Number	Price
<b>GFUMB</b>	\$35

# Internode Modular Harnesses

SIN 711.1

## Modular Harnesses

Domestic

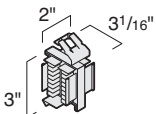


Tip: Not designed to connect Internode with utility trunks.

Tip: Length of harness includes connectors.



Internode components are not designed for use with international power.



Harness-to-Harness Connector

Standard Includes	Required to Specify
<ul style="list-style-type: none"> <li>• Harness</li> </ul>	Style number

Related Products
<ul style="list-style-type: none"> <li>• Power module</li> <li>• Block-to-block connector</li> </ul>

▶ Page 142  
▶ Page 142

### Specification Information

Length	Style Number	Price
--------	--------------	-------

#### 4-Circuit, 3+1

12"	<b>GSGUH12X</b>	\$121
22"	<b>GSGUH22X</b>	\$121
28"	<b>GSGUH28X</b>	\$121
32"	<b>GSGUH32X</b>	\$121
38"	<b>GSGUH38X</b>	\$121
44"	<b>GSGUH44X</b>	\$136
50"	<b>GSGUH50X</b>	\$136
54"	<b>GSGUH54X</b>	\$145
64"	<b>GSGUH64X</b>	\$162
76"	<b>GSGUH76X</b>	\$172
88"	<b>GSGUH88X</b>	\$198
100"	<b>GSGUH100X</b>	\$214
120"	<b>GSGUH120X</b>	\$252
144"	<b>GSGUH144X</b>	\$287

#### Harness-to-Harness Connector

<b>GSGUHCX</b>	\$ 54
----------------	-------

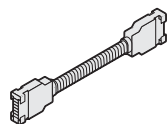
▶ Specification Information, continued on next page



## ► Specification Information, continued from previous page

**Specification Information**

Length	Style Number	Price
--------	-----------------	-------

**4-Circuit, 2+2**

12"	<b>GSGUH12Y</b>	\$121
22"	<b>GSGUH22Y</b>	\$121
28"	<b>GSGUH28Y</b>	\$121
32"	<b>GSGUH32Y</b>	\$121
38"	<b>GSGUH38Y</b>	\$121
44"	<b>GSGUH44Y</b>	\$136
50"	<b>GSGUH50Y</b>	\$136
54"	<b>GSGUH54Y</b>	\$145
64"	<b>GSGUH64Y</b>	\$162
76"	<b>GSGUH76Y</b>	\$172
88"	<b>GSGUH88Y</b>	\$198
100"	<b>GSGUH100Y</b>	\$214
120"	<b>GSGUH120Y</b>	\$252
144"	<b>GSGUH144Y</b>	\$287

**Harness-to-Harness Connector**

	<b>GSGUHCY</b>	\$ 54
--	----------------	-------

**3-Circuit, Separate Neutrals**

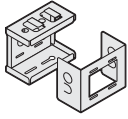
12"	<b>GSGUH12Z</b>	\$121
22"	<b>GSGUH22Z</b>	\$121
28"	<b>GSGUH28Z</b>	\$121
32"	<b>GSGUH32Z</b>	\$121
38"	<b>GSGUH38Z</b>	\$121
44"	<b>GSGUH44Z</b>	\$136
50"	<b>GSGUH50Z</b>	\$136
54"	<b>GSGUH54Z</b>	\$145
64"	<b>GSGUH64Z</b>	\$162
76"	<b>GSGUH76Z</b>	\$172
88"	<b>GSGUH88Z</b>	\$198
100"	<b>GSGUH100Z</b>	\$214
120"	<b>GSGUH120Z</b>	\$252
144"	<b>GSGUH144Z</b>	\$287

**Harness-to-Harness Connector**

	<b>GSGUHCZ</b>	\$ 54
--	----------------	-------

# Internode Communication Module

SIN 711.1



*Tip: Communication modules can be supported by mounting bracket, power module, or applied directly to the underside of a worksurface.*

Standard Includes	Required to Specify
-------------------	---------------------

- |  |  |
|--|--|
| <ul style="list-style-type: none"> <li>• Two-piece communication module: 4793 Solar Black only</li> <li>• One cover, used to adapt NEMA opening to modular furniture faceplate opening</li> <li>• Mounting hardware package</li> </ul> | <ul style="list-style-type: none"> <li>• Style number</li> </ul> |
|--|--|

Related Products
------------------

- |   |  |
|---|--|
| <ul style="list-style-type: none"> <li>• Power modules</li> <li>• Mounting bracket</li> </ul> | <ul style="list-style-type: none"> <li>▶ Page 142</li> <li>▶ Page 143</li> </ul> |
|---|--|

Specification Information				
• Dimensions			• Style	• Price
D	W	H	Number	

3"	5"	4"	<b>GFUSCM</b>	\$53
:	:	:	:	:
:	:	:	:	:

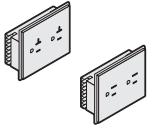


# Internode Receptacles

SIN 711.1

## Receptacles

Domestic



*Tip: Receptacles are specified individually so you can order exactly the quantity you need.*

*Tip: Not designed for use with utility trunks.*



Internode components are not designed for use with international power.

### Standard Includes

- Individual receptacles: plastic

### Required to Specify

- 1 Style number
- 2 Plastic color number for receptacle
- ▶ See *Surface Materials*, page 176.

### Related Products

- Power module

▶ Page 142

### Specification Information

Line	System Ground		Isolated Ground	
	Style Number	Price	Style Number	Price
<b>4-Circuit, 3+1</b>				
<b>15-amp Receptacles</b>				
Line 1	<b>GSGUR1SSX</b>	\$42	<b>GSGUR1SGX</b>	\$54
Line 2	<b>GSGUR2SSX</b>	\$42	<b>GSGUR2SGX</b>	\$54
Line 3	<b>GSGUR3SSX</b>	\$42	<b>GSGUR3SGX</b>	\$54
Line 4	<b>GSGUR4SSX</b>	\$42	<b>GSGUR4SGX</b>	\$54
<b>20-amp Receptacles</b>				
Line 1	<b>GSGUR1TSX</b>	\$66	<b>GSGUR1TGX</b>	\$81
Line 2	<b>GSGUR2TSX</b>	\$66	<b>GSGUR2TGX</b>	\$81
Line 3	<b>GSGUR3TSX</b>	\$66	<b>GSGUR3TGX</b>	\$81
Line 4	<b>GSGUR4TSX</b>	\$66	<b>GSGUR4TGX</b>	\$81
<b>4-Circuit, 2+2</b>				
<b>15-amp Receptacles</b>				
Line 1	<b>GSGUR1SSY</b>	\$42	<b>GSGUR1SGY</b>	\$54
Line 2	<b>GSGUR2SSY</b>	\$42	<b>GSGUR2SGY</b>	\$54
Line 3	<b>GSGUR3SSY</b>	\$42	<b>GSGUR3SGY</b>	\$54
Line 4	<b>GSGUR4SSY</b>	\$42	<b>GSGUR4SGY</b>	\$54
<b>20-amp Receptacles</b>				
Line 1	<b>GSGUR1TSY</b>	\$66	<b>GSGUR1TGY</b>	\$81
Line 2	<b>GSGUR2TSY</b>	\$66	<b>GSGUR2TGY</b>	\$81
Line 3	<b>GSGUR3TSY</b>	\$66	<b>GSGUR3TGY</b>	\$81
Line 4	<b>GSGUR4TSY</b>	\$66	<b>GSGUR4TGY</b>	\$81

▶ **Specification Information, continued on next page**

## ► Specification Information, continued from previous page

**Specification Information**

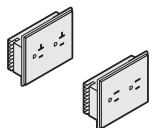
Line	System Ground		Isolated Ground	
	Style Number	Price	Style Number	Price

**3-Circuit, Separate Neutrals****15-amp Receptacles**

Line 1	<b>GSGUR1SSZ</b>	\$42	<b>GSGUR1SGZ</b>	\$54
Line 2	<b>GSGUR2SSZ</b>	\$42	<b>GSGUR2SGZ</b>	\$54
Line 3	<b>GSGUR3SSZ</b>	\$42	<b>GSGUR3SGZ</b>	\$54

**20-amp Receptacles**

Line 1	<b>GSGUR1TSZ</b>	\$66	<b>GSGUR1TGZ</b>	\$81
Line 2	<b>GSGUR2TSZ</b>	\$66	<b>GSGUR2TGZ</b>	\$81
Line 3	<b>GSGUR3TSZ</b>	\$66	<b>GSGUR3TGZ</b>	\$81

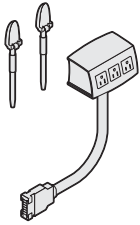


# Internode Convenience Tri-Receptacles

SIN 711.1

## Convenience Tri-Receptacles with Modular Harness

Domestic



Internode components are not designed for use with international power.

Standard Includes		Required to Specify	
	<ul style="list-style-type: none"> <li>Convenience tri-receptacle housing: plastic</li> <li>Three receptacles: black</li> <li>72" long harness with modular connector for attachment to end of power module</li> <li>Conduit: metal</li> <li>Above-worksurface clamp kit</li> </ul>		<ul style="list-style-type: none"> <li>1 Style number</li> <li>2 Plastic color number for tri-receptacle housing</li> <li>3 Options, if selected (see below)</li> <li>▶ See <i>Surface Materials</i>, page 176.</li> </ul>
Options		Price	Required to Specify
<b>Outfeed</b>	<ul style="list-style-type: none"> <li>Beltway power outfeed connector with cover that matches housing</li> </ul>	+\$26	Specify <i>with beltway power outfeed connector</i> .
<b>Related Products</b>	<ul style="list-style-type: none"> <li>Below worksurface mounting bracket</li> <li>Convenience tri-receptacle with power cord and plug</li> </ul>		<ul style="list-style-type: none"> <li>▶ Page 152</li> <li>▶ Page 151</li> </ul>

### Specification Information

Line	Style Number	Base Price	Style Number	Base Price
------	--------------	------------	--------------	------------

#### 4-Circuit, 3+1

	With System Ground		With Isolated Ground	
Line 1	<b>GFUT1S72X</b>	\$211	<b>GFUT1G72X</b>	\$211
Line 2	<b>GFUT2S72X</b>	\$211	<b>GFUT2G72X</b>	\$211
Line 3	<b>GFUT3S72X</b>	\$211	<b>GFUT3G72X</b>	\$211
Line 4	<b>GFUT4S72X</b>	\$211	<b>GFUT4G72X</b>	\$211
:	:	:	:	:

#### 4-Circuit, 2+2

	With System Ground		With Isolated Ground	
Line 1	<b>GFUT1S72Y</b>	\$211	<b>GFUT1G72Y</b>	\$211
Line 2	<b>GFUT2S72Y</b>	\$211	<b>GFUT2G72Y</b>	\$211
Line 3	<b>GFUT3S72Y</b>	\$211	<b>GFUT3G72Y</b>	\$211
Line 4	<b>GFUT4S72Y</b>	\$211	<b>GFUT4G72Y</b>	\$211
:	:	:	:	:

#### 3-Circuit Separate Neutrals

	With System Ground		With Isolated Ground	
Line 1	<b>GFUT1S72Z</b>	\$211	<b>GFUT1G72Z</b>	\$211
Line 2	<b>GFUT2S72Z</b>	\$211	<b>GFUT2G72Z</b>	\$211
Line 3	<b>GFUT3S72Z</b>	\$211	<b>GFUT3G72Z</b>	\$211
:	:	:	:	:

## Convenience Tri-Receptacle with Power Cord and Plug

Domestic



*Tip: This unit does not include clamp kit.*

*Tip: This Internode component can also be used with utility trunks.*



Internode components are not designed for use with international power.

### Standard Includes

- Convenience tri-receptacle housing: plastic
- Three receptacles: black
- 96" power cord with grounded plug: black only

### Required to Specify

- 1 Style number
  - 2 Plastic color number for tri-receptacle housing
- ▶ See *Surface Materials*, page 176.

### Related Products

- Above-worksurface clamp kit ▶ Page 152
- Below-worksurface mounting bracket ▶ Page 152

### Specification Information

• Dimensions			• Style	• Price
D	W	H	Number	
2 3/4"	5 1/4"	2 1/2"	GFUTP96	\$107

## Convenience Communication Outlet Housing



*Tip: This unit does not include clamp kit.*

▶ Page 152

*Tip: This Internode component can also be used with utility trunks.*

### Standard Includes

- Housing for customer-supplied modular furniture faceplates: plastic

### Required to Specify

- 1 Style number
  - 2 Plastic color number for housing
- ▶ See *Surface Materials*, page 176.

### Related Products

- Above-worksurface clamp kit ▶ Page 152
- Below-worksurface mounting bracket ▶ Page 152

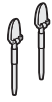
### Specification Information

• Dimensions			• Style	• Price
D	W	H	Number	
2 3/4"	5 1/4"	2 1/2"	GFUCH	\$53

# Internode Accessories

SIN 711.1

## Above-Worksurface Clamp Kit



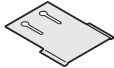
Tip: Kit includes additional hardware not required for Context application.

Standard Includes	Required to Specify
<ul style="list-style-type: none"> <li>• Pair of rail-mount pins: 6653 Solar Black plastic only</li> </ul>	Style number

Related Products
<ul style="list-style-type: none"> <li>• Convenience tri-receptacle with power cord and plug ▶ Page 151</li> <li>• Convenience communication outlet housing ▶ Page 151</li> </ul>

Specification Information	
• Style Number	• Price
GFUTMC	\$17

## Below-Worksurface Mounting Bracket



Tip: Mounting bracket supports convenience receptacles and communications outlet housing below the worksurface.

Tip: Each tri-receptacle, whether power or communications, should have its own mounting bracket for below-worksurface mounting applications.

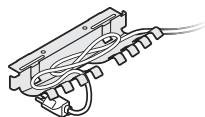
Standard Includes	Required to Specify
<ul style="list-style-type: none"> <li>• Mounting bracket: 4793 Solar Black only</li> </ul>	Style number

Related Products
<ul style="list-style-type: none"> <li>• Convenience tri-receptacle with harness ▶ Page 150</li> <li>• Convenience tri-receptacle with power cord and plug ▶ Page 151</li> <li>• Convenience communication outlet housing ▶ Page 151</li> </ul>

Specification Information	
• Style Number	• Price
GFUTMB	\$12



## Cord and Cable Manager



### Standard Includes

- Cord and cable manager: 6653 Solar Black only
- Package of four
- Mounting hardware package

### Required to Specify

Style number

### Related Products

- Power module

▶ Page 142

### Specification Information

• Dimensions			• Style	• Price
D	W	H	Number	
3½"	10"	1¾"	<b>GFUCCM</b>	\$107

## Harness Clips



### Standard Includes

- Package of 25 harness clips with screws: black only

### Required to Specify

Style number

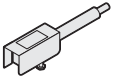
### Specification Information

• Diameter	• Style	• Price
	Number	
1¼"	<b>GFUCMC</b>	\$35

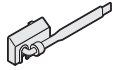
# Utility Trunk Base Power-Ins

SIN 711.1

## Double and Single Utility Trunk Base Power-Ins



Double Utility Trunk Base Power-In



Single Utility Trunk Base Power-In

Standard Includes	Required to Specify
-------------------	---------------------

- Connection box on double utility trunk base power-in: all paint price groups with 6682 Cobblestone plastic
- Connection box on single utility trunk base power-in: black paint with black plastic cover
- 72" long connector harness
- Leveling glide on double utility trunk base power-in

- 1 Style number
- 2 Paint color number for base power-in  
*(Exception: Single Trunk)*
- ▶ See *Surface Materials*, page 176.

Specification Information		
Application	Style Number	Price

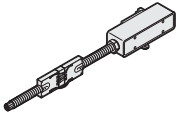
Application	Style Number	Price
Double utility trunk	<b>E90098</b>	\$230
Single utility trunk	<b>X4IS00001</b>	\$283

### Base Power-In without Conduit for Use in New York City

Double and single utility trunks	<b>E90108</b>	\$230
----------------------------------	---------------	-------

### Breakaway Base Power-In (OSHDP)

For OSHPD	<b>E91240</b>	\$230
-----------	---------------	-------

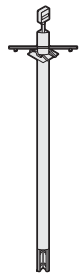


Breakaway Base Power-In

▶ See Context Systems Furniture Specification Guide.

# Port-Mounted Utility Pole

SIN 711.1



Tip: Height can be cut on site to match ceiling height.

Tip: Pole fits into one of the ports in the core unit. It cannot be used on core units with column-mounted storage or column-mounted screens.

Tip: Empty pole can be used with Internode multi-purpose power infeed.  
 ▶ Page 141

Standard Includes	Required to Specify
<ul style="list-style-type: none"> <li>• Basic structure: all paint price groups</li> <li>• Removable column cover</li> <li>• Junction box and grid-work mounting kit</li> <li>• 1/2"-diameter conduit with single or double trunk connection option</li> </ul>	<ul style="list-style-type: none"> <li>1 Style number</li> <li>2 Paint color number for basic structure</li> <li>3 Options, if selected (see below)</li> <li>▶ See <i>Surface Materials</i>, page 176.</li> </ul>

Options	Price	Required to Specify
<b>Power Connections</b>		
• Single utility trunk connection components	+\$257	Specify with single utility trunk connection.
• Double utility trunk connection components	+\$257	Specify with double utility trunk connection.
• Chicago (hardwire) connection components	+\$257	Specify with Chicago (hardwire) connection.


### Specification Information

Style Number	Base Price
<b>X4FN10005</b>	\$407

Context

# Utility Pole for Use with Double Utility Trunk

SIN 711.1



Tip: Height can be cut on site to match ceiling height.

Tip: This pole can be used with a hard-wired double utility trunk.

Tip: Power harness must be ordered separately.

Standard Includes	Required to Specify
<ul style="list-style-type: none"> <li>• Pole: anodized aluminum</li> <li>• Base: all paint price groups with 6682 Cobblestone plastic</li> <li>• Junction box and grid-work mounting kit</li> <li>• 3/4"-diameter conduit</li> </ul>	<ul style="list-style-type: none"> <li>1 Style number</li> <li>2 Paint color number for base</li> <li>▶ See <i>Surface Materials</i>, page 176.</li> </ul>

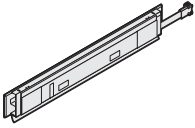
## Specification Information

• Pieces Shipped	• Style Number	• Price
2	<b>XDJS00001</b>	\$810



# Single Utility Trunks

SIN 711.1



*Tip: If using a 30" single trunk on an aisle privacy unit, specify if on left or right side.*

Standard Includes		Required to Specify	
<ul style="list-style-type: none"> <li>Basic structure: all paint price groups with 6682 Cobblestone plastic</li> </ul>		1 Style number 2 Paint color number for basic structure 3 Options, if selected (see below) ▶ See <i>Surface Materials</i> , page 176.	
Electrical	Options	Price	Required to Specify
	<b>Factory-installed substitute access plate</b>		
	<ul style="list-style-type: none"> <li>Shorter access plate on outside of single utility trunk</li> </ul>	No cost	Specify with <i>shortened access plate</i> .
	<b>Chicago (hardwired) access plate</b>		
	<ul style="list-style-type: none"> <li>Larger receptacle openings for hardwired installations. Applies only to "No Powerway" trunks.</li> </ul>	No cost	Specify with <i>Chicago access plate</i> .
Related Products	<ul style="list-style-type: none"> <li>Single utility trunk base power-in</li> <li>Port-mounted utility pole</li> <li>End caps</li> <li>Double-to-single utility trunk junction</li> <li>Powerways for single utility trunks</li> <li>Jumpers</li> <li>Chicago powerways</li> <li>Receptacles</li> </ul>		▶ Page 154 ▶ Page 155 ▶ Page 160 ▶ Page 160 ▶ Page 161 ▶ Page 165 ▶ Page 166 ▶ Page 167

### Specification Information

Width	Receptacle Openings	Style Number	Price
-------	------------------------	-----------------	-------

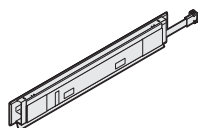
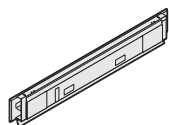
#### No Powerway

24"	1	<b>X4ZN00241</b>	\$256
30"	1	<b>X4ZN00302</b>	\$265
36"	2*	<b>X4ZN00363</b>	\$288
42"	2	<b>X4ZN00424</b>	\$300
48"	2	<b>X4ZN00487</b>	\$312
54"	2	<b>X4ZN00540</b>	\$321
60"	2	<b>X4ZN00601</b>	\$336
66"	2	<b>X4ZN00664</b>	\$354
72"	2	<b>X4ZN00725</b>	\$364
78"	2	<b>X4ZN00788</b>	\$383

#### With Powerway

24"	1	<b>X4ZW00242</b>	\$488
30"	1	<b>X4ZW00303</b>	\$497
36"	2	<b>X4ZW00364</b>	\$511
42"	2	<b>X4ZW00425</b>	\$527
48"	2	<b>X4ZW00488</b>	\$544
54"	2	<b>X4ZW00541</b>	\$557
60"	2	<b>X4ZW00602</b>	\$568
66"	2	<b>X4ZW00665</b>	\$578
72"	2	<b>X4ZW00726</b>	\$598
78"	2	<b>X4ZW00789</b>	\$607

\*Chicago (hardwired) application allows only one receptacle.



# End Caps and Double-to-Single Utility Trunk Junction

SIN 711.1

## End Caps

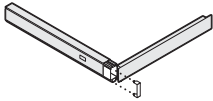


Standard Includes	Required to Specify
<ul style="list-style-type: none"> <li>One end cap: all paint price groups</li> </ul>	<ul style="list-style-type: none"> <li>1 Style number</li> <li>2 Paint color number for end cap</li> <li>▶ See <i>Surface Materials</i>, page 176.</li> </ul>

Related Products
<ul style="list-style-type: none"> <li>Single utility trunks</li> </ul>

Specification Information			
Width	Type	Style Number	Price
1 1/2"	Single	<b>X4ZE15001</b>	\$27
3"	Double	<b>X4ZE30002</b>	\$32
:	:	:	:

## Double-to-Single Utility Trunk Junction



*Tip: This junction must be used whenever a connection is made between double and single utility trunks.*

Standard Includes	Required to Specify
<ul style="list-style-type: none"> <li>Basic structure and closure plate: paint price group 1, 2, 3, or 4</li> </ul>	<ul style="list-style-type: none"> <li>1 Style number</li> <li>2 Paint color number for basic structure and closure plate</li> <li>▶ See <i>Surface Materials</i>, page 176.</li> </ul>

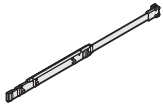
Related Products
<ul style="list-style-type: none"> <li>Single utility trunks</li> <li>Double utility trunks</li> </ul>

Specification Information	
Style Number	Price
<b>X4BJ00058</b>	\$140
:	:



# Powerways for Single Utility Trunks

SIN 711.1



## Standard Includes

- Powerway with built-in flag connector

## Required to Specify

Style number

## Related Products

- Single utility trunk base power-in ▶ Page 154
- Port-mounted utility pole ▶ Page 155
- Single utility trunks ▶ Page 158
- Jumpers ▶ Page 165
- Chicago junction box ▶ Page 166
- Receptacles ▶ Page 167

## Specification Information

•Width	•Receptacle •Terminals	•Style •Number	•Price
24"	1	<b>X4DZ00240</b>	\$235
30"	1	<b>X4DZ00302</b>	\$235
36"	2	<b>X4DZ00363</b>	\$235
42"	2	<b>X4DZ00424</b>	\$235
48"	2	<b>X4DZ00485</b>	\$235
54"	2	<b>X4DZ00546</b>	\$235
60"	2	<b>X4DZ00607</b>	\$235
66"	2	<b>X4DZ00668</b>	\$235
72"	2	<b>X4DZ00729</b>	\$235
78"	2	<b>X4DZ00780</b>	\$235
:	:	:	:

# Double Utility Trunks

SIN 711.1

Standard Includes	Required to Specify
<ul style="list-style-type: none"> <li>Basic structure: all paint price groups with 6682 Cobblestone plastic</li> <li>Leveling glides</li> </ul>	1 Style number 2 Paint color number for basic structure 3 Options, if selected (see below) ▶ See <i>Surface Materials</i> , page 176.

Options	Price	Required to Specify
<b>Electrical</b> <b>Chicago (hardwired) access plate</b> <ul style="list-style-type: none"> <li>Larger receptacle openings for hardwired installations. Applies only to "No Powerway" trunks.</li> </ul>	No cost	Specify with <i>Chicago access plate</i> .
<b>Related Products</b> <ul style="list-style-type: none"> <li>Double utility trunk base power-in</li> <li>Port-mounted utility pole</li> <li>Powerways for double utility trunks</li> <li>Utility trunk junctions</li> <li>Jumpers</li> <li>Chicago powerways</li> <li>Receptacles</li> </ul>		▶ Page 154  ▶ Page 155 ▶ Page 163  ▶ Page 164 ▶ Page 165 ▶ Page 166 ▶ Page 167

## Specification Information

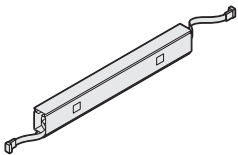
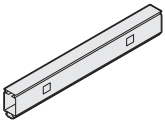
Width	Receptacle Openings Per Side	Style Number	Price
-------	------------------------------	--------------	-------

### No Powerway

24"	0	<b>X4AN00240</b>	\$159
30"	1	<b>X4AN00305</b>	\$172
36"	2*	<b>X4AN00367</b>	\$180
42"	2	<b>X4AN00422</b>	\$200
48"	2	<b>X4AN00484</b>	\$222
54"	2	<b>X4AN00549</b>	\$256
60"	2	<b>X4AN00604</b>	\$280
66"	2	<b>X4AN00666</b>	\$300
72"	2	<b>X4AN00721</b>	\$315
78"	2	<b>X4AN00783</b>	\$340
:	:	:	:

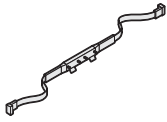
### With Powerway

24"	0	<b>X4AW00247</b>	\$437
30"	1	<b>X4AW00302</b>	\$452
36"	2	<b>X4AW00364</b>	\$459
42"	2	<b>X4AW00429</b>	\$474
48"	2	<b>X4AW00481</b>	\$497
54"	2	<b>X4AW00546</b>	\$532
60"	2	<b>X4AW00601</b>	\$557
66"	2	<b>X4AW00663</b>	\$571
72"	2	<b>X4AW00728</b>	\$594
78"	2	<b>X4AW00780</b>	\$619
:	:	:	:



# Powerways for Double Utility Trunks

SIN 711.1



Standard Includes	Required to Specify
<ul style="list-style-type: none"> <li>• Powerway with built-in flag connectors</li> </ul>	<ul style="list-style-type: none"> <li>Style number</li> </ul>

Related Products	
<ul style="list-style-type: none"> <li>• Double utility trunk base power-in</li> <li>• Port-mounted utility pole</li> <li>• Double utility trunks</li> <li>• Jumpers</li> <li>• Chicago powerways</li> <li>• Receptacles</li> </ul>	<ul style="list-style-type: none"> <li>▶ Page 154</li> <li>▶ Page 155</li> <li>▶ Page 162</li> <li>▶ Page 165</li> <li>▶ Page 166</li> <li>▶ Page 167</li> </ul>

Specification Information			
• Nominal Width	• Receptacle Terminals Per Side	• Style Number	• Price
24"	0	<b>X4DT00241</b>	\$275
30"	1	<b>X4DT00306</b>	\$275
36"	2	<b>X4DT00368</b>	\$275
42"	2	<b>X4DT00423</b>	\$275
48"	2	<b>X4DT00485</b>	\$275
54"	2	<b>X4DT00540</b>	\$275
60"	2	<b>X4DT00605</b>	\$275
66"	2	<b>X4DT00667</b>	\$275
72"	2	<b>X4DT00722</b>	\$275
78"	2	<b>X4DT00784</b>	\$275
:	:	:	:

Context

# Double Utility Trunk Junctions

SIN 711.1



In-line junction



L-junction



T-junction



X-junction



End junction



Double-to-single trunk junction

### Standard Includes

- Basic structure: all paint price groups with 6682 Cobblestone plastic
- Leveling glides

### Required to Specify

- 1 Style number
- 2 Paint color number for basic structure
- ▶ See *Surface Materials*, page 176.

### Related Products

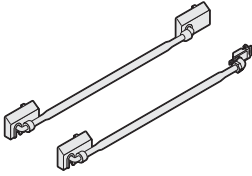
- Double utility trunks ▶ Page 162

### Specification Information

Junction Type	Style Number	Price
In-line	<b>X4BI00002</b>	\$119
L	<b>X4BL00908</b>	\$154
T	<b>X4BT00902</b>	\$186
X	<b>X4BX00904</b>	\$209
End	<b>X4BE00000</b>	\$ 98
Double-to-single trunk junction	<b>X4BJ00058</b>	\$140

## Jumpers

SIN 711.1



## Standard Includes

- Jumper conduit: black
- Connector housings: black

## Required to Specify

Style number

## Related Products

- Single utility trunks
- Double utility trunks
- Powerways

- ▶ Page 158
- ▶ Page 162
- ▶ Pages 161, 163

## Specification Information

Length	Style Number	Price
--------	--------------	-------

## Single-to-Single Utility Trunk

30"	<b>X4DJ00307</b>	\$242
48"	<b>X4DJ00488</b>	\$256
72"	<b>X4DJ00729</b>	\$280
84"	<b>X4DJ00840</b>	\$303
:	:	:


## Double-to-Single Utility Trunk

14"	<b>X4DS00145</b>	\$222
30"	<b>X4DS00303</b>	\$242
48"	<b>X4DS00482</b>	\$256
72"	<b>X4DS00720</b>	\$280
84"	<b>X4DS00841</b>	\$303
:	:	:

# Chicago Powerways

SIN 711.1

## Chicago Connector Harnesses



Tip: These products can be used for any hardwired solution.

Tip: These products do not need to be specified if conduit to be supplied by electrician.

### Standard Includes

- 1/2"-diameter trade size flexible conduit to accommodate ten 12 GA THHN wires or six 10 GA THHN wires
- Carton of six

### Required to Specify

Style number

### Specification Information

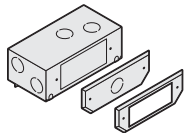
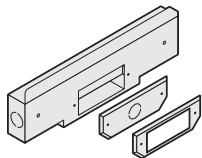
Width	Style Number	Price
:	:	:

### Connector Harness

22 <sup>3</sup> / <sub>8</sub> "	<b>X4BC00004</b>	\$452
:	:	:

## Chicago Junction Boxes

Tip: These products can be used for any hardwired solution i.e. hospital requirements.



Tip: These junction boxes will accommodate 15-amp or 20-amp receptacles and hospital-grade receptacles.

### Standard Includes

- Junction box
- Faceplates with knockouts
- Attachment bracket
- Carton of six

### Required to Specify

Style number

### Specification Information

Dimensions			Receptacle Access	Style Number	Price
D	W	H			
:	:	:	:	:	:

### Junction Box for Use with Single Utility Trunks

1 <sup>3</sup> / <sub>8</sub> "	9 <sup>1</sup> / <sub>2</sub> "	3"	One side only	<b>X4DC00000</b>	\$111
:	:	:	:	:	:

### Junction Box for Use with Double Utility Trunks

2 <sup>3</sup> / <sub>8</sub> "	5"	2"	Both sides	<b>E91934</b>	\$180
:	:	:	:	:	:

# Simplex and Duplex Receptacles

## SIN 711.1



Tip: Cannot be used with Internode power modules.

Standard Includes	Required to Specify
<ul style="list-style-type: none"> <li>• Carton of six receptacles</li> </ul>	<ul style="list-style-type: none"> <li>1 Style number</li> <li>2 Plastic color number for receptacle</li> <li>▶ See <i>Surface Materials</i>, page 176.</li> </ul>

## Specification Information

Line	Style Number	Price
.	.	.

### Simplex

Dedicated	<b>E91147</b>	\$270
.	.	.

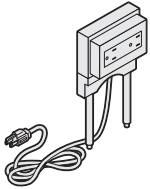
### Duplex

1	<b>E90153</b>	\$198
2	<b>E90160</b>	\$198
3	<b>E90177</b>	\$198
.	.	.

# Accessories

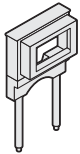
SIN 711.1

## Desktop Receptacles



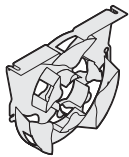
Standard Includes			Required to Specify	
<ul style="list-style-type: none"> <li>• Receptacles: 6681 Grotto plastic</li> <li>• Rail-mount pins: Grotto coating</li> <li>• 9' cord with three-prong plug: black plastic</li> <li>• Carton of four</li> </ul>			Style number	
Specification Information				
•Dimensions			•Style	•Price
D	W	H	Number	
1 3/8"	4 1/8"	3 1/2"	<b>X4KD00006</b>	\$404

## Desktop Data/Telecom Connector Housings



Standard Includes			Required to Specify	
<ul style="list-style-type: none"> <li>• Housings: 6681 Grotto plastic</li> <li>• Rail-mount pins: Grotto coating</li> <li>• Removable back cover</li> <li>• Carton of four</li> </ul>			Style number	
Specification Information				
•Dimensions			•Style	•Price
D	W	H	Number	
1 3/8"	4 1/8"	3 1/2"	<b>X4KS00001</b>	\$242

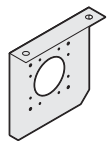
## Cable and Fiber Reels



Standard Includes			Required to Specify	
<ul style="list-style-type: none"> <li>• Package of four reels: black plastic only</li> </ul>			Style number	
Specification Information				
•Dimensions			•Style	•Price
D	W	H	Number	
1 1/4"	8"	8 5/16"	<b>98766</b>	\$116



## Termination Plate



Standard Includes	Required to Specify
<ul style="list-style-type: none"> <li>Termination plate: black paint only</li> </ul>	Style number

### Specification Information

• Dimensions			• Style	• Price
D	W	H	Number	
3/4"	7 1/8"	7 1/8"	<b>98765</b>	\$17



---

# Specifying Context Accessories

---

## Accessories

Coat Hooks (SIN 711.1)	<b>172</b>
Plastic Center Drawer (SIN 711.1)	<b>172</b>
<b>Details Slatwall Tools and Accessories (SIN 711.1)</b>	<b>173</b>

# Accessories

SIN 711.1

## Coat Hooks



Tip: Included with markerboard.

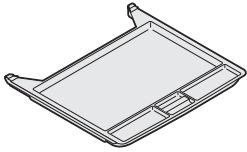
Tip: You must use a coat hanger with a coat hook.

Standard Includes	Required to Specify
<ul style="list-style-type: none"> <li>Coat hook: Grotto plastic</li> <li>Package of four</li> </ul>	Style number

### Specification Information

Dimensions			Style	Price
D	W	H	Number	
1 1/8"	4 1/8"	2 3/4"	<b>X5DJ00004</b>	\$60

## Plastic Center Drawer



Standard Includes	Required to Specify
<ul style="list-style-type: none"> <li>Drawer: black textured plastic only</li> <li>Slides: black plastic only</li> <li>Attachment hardware and template</li> </ul>	Style number

### Specification Information

Dimensions			Style	Price
D	W	H	Number	
19"	21"	1 3/8"	<b>ASHC1921X1</b>	\$68

# Details Slatwall Tools and Accessories

## SIN 711.1

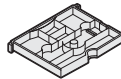
Order these and other accessories from Details through your Steelcase dealer or contact Details at 1.800.833.0411.



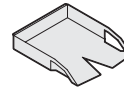
**Slatwall Pen/Pencil Cup**  
**WPCS**



**Double Square Dish**  
**WSQS**



**Slatwall Office in a File**  
**WOFS**



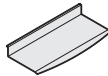
**Slatwall Letter Tray**  
**WLTS**



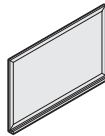
**Slatwall Binder Holder**  
**WBHS**



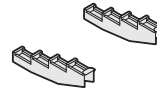
**Slatwall Telephone Caddy**  
**WTCS**



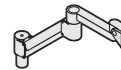
**Slatwall Small Personal Shelf**  
**WSPS**




**Slatwall Markerboard**  
**WMB**



**Slatwall Hanging Brackets**  
**WHB**



**Flat Panel Monitor Arm**  
**CF800**



**Foot Rest**  
**CFTR**



---

# Context

## Surface Materials

► For more detailed product information, see the *Context Systems Furniture Specification Guide* or consult your Steelcase dealer.

<b>Surface Materials</b>	<b>176</b>
<b>Color Coordination Matrices</b>	<b>179</b>
<b>Trim Color Defaults</b>	<b>182</b>
<b>How to Care for Laminate, Torus Edge, and Wood Surfaces</b>	<b>183</b>
<b>Natural Veneer</b>	<b>184</b>
<b>Laminate</b>	<b>185</b>

# Surface Materials

**This listing** includes all the surface material choices that are available for the products in this specification guide.

## Resources

For more information about surface materials and the categories they fall into, refer to the following resource:

## Surface Materials Binders

- Surface Materials Reference Manual
- A complete set of swatch cards for hard surfaces, vertical surface fabrics, and seating upholstery

## Paint

Applies to:

- Core units
- Countertops
- Round table base
- Back panels
- Cylinders
- Base plates
- Support columns
- Support column covers
- Tables
- Overhead cabinets and shelves
- Column-mounted shelves
- Pedestals
- Column-mounted screen outside surface
- Utility trunks
- Utility trunk base power-ins
- Utility poles
- End caps for single utility trunks
- Pulls

## Steelcase Surfaces

### Price Group 1

#### Smooth Paint

4242 Milk

#### Textured Paint

7207 Black  
7225 Sand  
7230 Basalt  
7236 Fog  
7237 Slate  
7238 Fieldstone  
7239 Midnight  
7241 Arctic White  
7243 Seagull

### Price Group 2

#### Smooth Metallic Paint

4743 Mineral Metallic  
4744 Pearl Metallic  
4750 Champagne Metallic  
4751 Bronze Metallic  
4752 Steel Metallic  
4788 Gold Dust Metallic  
4798 Sterling Metallic  
4799 Platinum Metallic  
4803 Near Black Metallic

#### Textured Metallic Paint

7245 Carbon Metallic  
7246 Midnight Metallic

## Select Surfaces

### Price Group 3

#### Accent paint

Accent paints allow you to choose from a pre-matched color palette of trend driven colors that are available without the PerfectMatch registration fee. Refer to the *Surface Materials Reference Manual* for more information about this program.

## Custom Surfaces

### Price Group 3

#### PerfectMatch

PerfectMatch is a service that allows you to create your own paint color. Refer to the *Surface Materials Reference Manual* for more information about this program.

## Laminate

Applies to:

- Core unit tops
- Table tops
- Countertops
- Context Storage

## Steelcase Surfaces

### Fiber Laminate

2850 Vanadium Fiber  
2851 Rhyme Fiber  
2852 Tungsten Fiber  
2854 Vellum Fiber  
2859 Novell Fiber  
2860 Granite Fiber  
2861 Coconut Fiber  
2862 Stucco Fiber

### Micro Laminate

2920 Marl Micro  
2921 Gypsum Micro  
2922 Clay Micro  
2923 Shadow Micro

## Patina Laminate

2870 Blonde Bronze Patina  
2871 Blackened Bronze Patina  
2873 Instant Iron Patina

## Solid Laminate

2722 Cream  
2730 Arctic White  
2746 Black  
2759 Warm White  
2766 Warm Brown VI  
2811 Mist  
2883 Seagull  
2884 Milk  
2885 Dune

## Speckle Laminate

2820 Coffee Speckle  
2822 Woodrose Speckle  
2823 Driftwood Speckle  
2824 Smoke Speckle  
2825 Vanadium Speckle

*Note: Some wood veneer finishes and woodgrain laminates share the same name. Because of the difference in materials, veneers and laminates of the same name are not an exact match but do coordinate with each other.*

## Directional Laminate Choices

### Woodgrain Laminate

2406 Clear Cherry  
2409 Clear Maple  
2410 Graphite Walnut  
2412 Natural Cherry  
2422 Medium Cherry  
2511 Winter on Maple  
2538 Clear Walnut  
2539 Warm Oak  
2592 Blonde on Maple  
2714 Natural Walnut  
2772 Medium Mahogany on Walnut  
2HAK Clear Oak  
2HAT Acacia

▶ See page 185 for directional illustrations.

## Custom Surfaces

### Open Line Laminate (OLL)

This service allows you to order non-standard laminate at an additional processing fee upcharge per worksurface or top, plus the cost of the laminate. Edge color for Open Line laminate must be determined by the dealer and customer before orders can be entered.

▶ See page 181 for Open Line laminate edge detail matrix.

*Tip: Standard laminates that are used in the Open Line laminate program to obtain a different edge detail will be charged the Open Line laminate upcharge; however, no additional charges for the laminate will be applied.*

### Laminate Approval and Material Requirements

To confirm whether a particular laminate has already been tested for use on a specific Steelcase product, or to determine material square foot requirements:

- Visit [www.steelcase.com](http://www.steelcase.com)

**For additional information,** refer to the *Steelcase Surface Materials Reference Manual*.

## Wood

Applies to:

- Core unit tops
- Table tops
- Countertops
- Context Storage
- Universal Storage

Steelcase carefully selects veneer and solid wood for consistent color and grain structure. Wood is a natural material and variations will occur in color, grain and texture. These variations are part of the inherent natural beauty of wood and are not considered defects.

All wood products will darken with age and exposure to ultraviolet light. This is especially apparent with cherry and maple veneer. We recommend that desk accessories be rearranged periodically to ensure even aging of wood surfaces.

When storing your wood furniture, please follow the following guidelines:

- Do not store products in trailers
- Store products in areas that simulate office temperatures (60°F to 90°F)
- Store products in areas that maintain constant, office-like humidity levels
- Keep product away from light. Cover products to make sure they are not exposed to light.

## Steelcase Surfaces

### Veneer

Veneers are matched for proper balance and consistency. Veneers are available flat cut or quarter cut, except for Oak, which is rift cut. Refer to the *Surface Materials Reference Manual* for descriptions of each cut.

**Open-pore finish** is a medium gloss finish that leaves the wood grain texture visible to the eye and distinguishable to the touch.



**Flat-cut open-pore finish choices**

3062 FC/OP Graphite Walnut  
 3402 FC/OP Clear Cherry (Aged)  
 3412 FC/OP Natural Cherry  
 3422 FC/OP Medium Cherry  
 3522 FC/OP Clear Maple\*  
 3572 FC/OP Amber on Maple  
 3592 FC/OP Blonde on Maple  
 3702 FC/OP Clear Walnut  
 3712 FC/OP Natural Walnut  
 3722 FC/OP Dark Mahogany on Walnut  
 3752 FC/OP Medium Walnut  
 3762 FC/OP Dark Walnut  
 3772 FC/OP Medium Mahogany on Walnut

**Quarter-cut open-pore finish choices**

3102 QC/OP Clear Cherry (Aged)  
 3222 QC/OP Clear Maple\*  
 3272 QC/OP Amber on Maple  
 3292 QC/OP Blonde on Maple  
 3302 QC/OP Clear Walnut  
 3312 QC/OP Natural Walnut  
 3322 QC/OP Dark Mahogany on Walnut  
 3352 QC/OP Medium Walnut  
 3362 QC/OP Dark Walnut  
 3372 QC/OP Medium Mahogany on Walnut  
 3382 QC/OP Graphite Walnut

**Rift-cut open-pore finish choices**

3602 RC/OP Desert Oak  
 3612 RC/OP Warm Oak  
 3692 RC/OP Espresso Oak

Full-fill finish is a medium-gloss finish that completely fills the grain texture, yet allows the grain pattern to be seen. The wood has a lustrous, satiny look, and it is smooth to the touch. This finish is available on the wood work surface or top only.

**Flat-cut full-fill finish choices**

3064 FC/FF Graphite Walnut  
 3404 FC/FF Clear Cherry (Aged)  
 3414 FC/FF Natural Cherry  
 3424 FC/FF Medium Cherry  
 3524 FC/FF Clear Maple\*  
 3544 FC/FF Blonde on Maple  
 3574 FC/FF Amber on Maple  
 3704 FC/FF Clear Walnut  
 3714 FC/FF Natural Walnut  
 3724 FC/FF Dark Mahogany on Walnut  
 3754 FC/FF Medium Walnut  
 3764 FC/FF Dark Walnut  
 3774 FC/FF Medium Mahogany on Walnut

**Quarter-cut full-fill finish choices**

3104 QC/FF Clear Cherry (Aged)  
 3224 QC/FF Clear Maple\*  
 3274 QC/FF Amber on Maple  
 3294 QC/FF Blonde on Maple  
 3304 QC/FF Clear Walnut  
 3314 QC/FF Natural Walnut  
 3324 QC/FF Dark Mahogany on Walnut  
 3354 QC/FF Medium Walnut  
 3364 QC/FF Dark Walnut  
 3374 QC/FF Medium Mahogany on Walnut  
 3384 QC/FF Graphite Walnut

**Rift-cut full-fill finish choices**

3604 RC/FF Desert Oak  
 3614 RC/FF Warm Oak  
 3694 RC/FF Espresso Oak

*\*To ensure an understanding of the color ranges and characteristic variations of natural veneer, a sign-off sheet is required prior to orders being accepted for this clear-coat finish. The sign-off sheet is available through Steelcase advertising stock. Form number 05-0001370.*

**Custom Surfaces**

**Customiz stain** is a service that allows you to create your own stain colors and finishes on standard veneer. Customiz stain color is available on all product lines that offer wood veneer.

A \$425 stain matching fee applies on CUSTOMIZ requests (Exception: The \$425 fee does not apply on matches to Coalesse standard finishes or for a low-gloss finish request on a standard color). The \$425 fee covers the cost of formulating the Customiz color finish and applies regardless of whether or not an order for product is placed.

In addition, an approval form must be signed to indicate customer acceptance of Customiz match. A \$5,000 initiation fee will be charged prior to first order entry, which activates the finish for a one year time period. If additional years are needed, a \$1,000 annual annuity fee applies. All style number related CUSTOMIZ charges are no cost as of April 2014.

Customiz stain takes 10 days to formulate. Consult the *Surface Materials Reference Manual* for more information. Custom veneers are also available and must be quoted by Steelcase specials group. Customiz stain on custom veneers takes 2 to 4 weeks to formulate.

Requirements and information on ordering a Customiz stain color are found in the *Surface Materials Reference Manual*.

**Plastic****Steelcase Surfaces**

*Tip: Plastic products may not be available in all colors listed below.*

▶ See page 179 for an overview of the plastic colors that are available for each component.

6000 Black  
 6001 Coffee  
 6009 Arctic White  
 6249 Platinum Solid  
 6651 Tungsten  
 6652 Titanium  
 6653 Solar Black  
 6654 Sand  
 6655 Warm White  
 6681 Grotto  
 6682 Cobblestone

**Plated Metal****Steelcase Surfaces**

Applies to:

- Waterfall pulls

9211 Nickel  
 9212 Silver

**Vertical Surface Fabric****Steelcase Surfaces****Price Group 1**

Abacus\*  
 Acadia\*  
 Alloy  
 Bariolage  
 BellaRose\*  
 Boccie\*\*  
 Buzz2  
 Charm  
 Embrasure\*  
 Optic  
 Rhythm  
 Tinsel

\*Not available on 80"H panels

\*\*Not available on panels taller than 68"H

## Surface Materials, continued

**Price Group 2**

Amiranté  
 Ashanti Reverse  
 Bouquet\*  
 Cogent: Geode Seating  
 Cogent: Geode Vertical  
 Flip: Orbit  
 Flip: Plain Jane  
 Flip: TexHex  
 Fresco  
 Milano  
 Regatta  
 \*Not available on 80"H panels

► See *Surface Materials Reference Manual* for a listing of available fabric colors.

**Select Surfaces**

**For information on products within Select Surfaces,** including accent paints and fabrics from Designtex and Pollack, please refer to the *Surface Materials Reference Manual* or visit [Steelcase.com/selectsurfaces](http://Steelcase.com/selectsurfaces).

**Custom Surfaces****Price Group COM (Customer's Own Material)****Fabric Approval and Yardage**

To confirm whether a particular COM material has already been tested for use on a specific Steelcase product or to determine actual yardage requirements:

- Visit [www.steelcase.com](http://www.steelcase.com)

**For additional information regarding Customer's Own Material,** call 1.888.STEELCASE, or send an email to [lineone@steelcase.com](mailto:lineone@steelcase.com).

**Seating Upholstery**

Applies to:  
 • Pedestal cushion top

**Steelcase Surfaces****Price Group 1**

Buzz2  
 Jacks  
 Link  
 Playground  
 Sewn Vinyl

**Price Group 2**

Cogent: Connect  
 Cogent: Geode Seating  
 Cogent: Geode Vertical  
 Cogent: Trails  
 Cricket  
 Crosswalk  
 Nitelights  
 Regis2  
 Spyder  
 Zoe2

**Price Group 3**

Cogent: Tides  
 Gaja – C2C  
 Hampstead  
 Imperma  
 Redeem  
 Retrieve  
 Texel

**Price Group 5**

Bo Peep  
 Remix

**Price Group 6**

Brisa

**Price Group 7**

Steelcut Trio

**Leather Price Group**

**Steelcase Leather**  
 Leather

**Elmosoft Leather Price Group****Elmosoft Leather**

L110 Maritime Blue  
 L111 Midnight Blue  
 L112 Ebony  
 L113 Gunmetal  
 L114 Mica  
 L115 Dove Grey  
 L116 Plum Pleasure  
 L122 Truffle  
 L128 Red Birch  
 L132 Violet  
 L133 Espresso  
 L134 Ruby  
 L135 Scarlet  
 L136 Claret  
 L137 Cabernet  
 L138 Bourbon  
 L139 Cinder  
 L140 Garnet  
 L143 Pecan  
 L144 Chamois  
 L145 Palomino  
 L146 Russet  
 L147 Saddle  
 L148 Goldstone  
 L150 Ivory  
 L151 White  
 L709 Sugar  
 L710 Lava  
 L711 Parchment  
 L712 Buff  
 L713 Sand  
 L714 Maize  
 L715 Camel  
 L716 Khaki  
 L717 Cameo  
 L718 Mushroom  
 L719 Taupe  
 L720 Fawn  
 L721 Rock  
 L722 Desert  
 L723 Storm  
 L724 Mist  
 L725 Teal  
 L726 Celadon  
 L727 Egyptian Blue  
 L728 Bright Blue  
 L729 Aquarium  
 L730 Hunter  
 L731 Fern  
 L732 Edamame  
 L733 Moss  
 L734 Key Lime  
 L735 Creamsicle  
 L736 Lemon  
 L737 Sunshine  
 L738 Drama  
 L739 Byzantium  
 L740 Dazzle  
 L741 Fuchsia  
 L742 Flamingo

**Select Surfaces**

**For information on products within Select Surfaces,** including accent paints and fabrics from Designtex and Pollack, please refer to the *Surface Materials Reference Manual* or visit [Steelcase.com/selectsurfaces](http://Steelcase.com/selectsurfaces).

**Custom Surfaces****Price Group COM (Customer's Own Material)****Fabric Approval and Yardage**

To confirm whether a particular COM material has already been tested for use on a specific Steelcase product or to determine actual yardage requirements:

- Visit [www.steelcase.com](http://www.steelcase.com)

**For additional information regarding Customer's Own Material,** call

1.888.STEELCASE, or send an email to [lineone@steelcase.com](mailto:lineone@steelcase.com).

# Color Coordination Matrices

For Context Plastic Components and Laminate Tops

## Plastic Color Availability Matrix

Not every plastic component is available in every plastic color. The matrix below gives you an overview of which plastic colors can be specified for each plastic component.

	6000 Black	6001 Coffee	6009 Arctic White	6249 Platinum Solid	6651 Tungsten	6652 Titanium	6653 Solar Black	6654 Sand	6655 Warm White	6681 Grotto	6682 Cobblestone
Port and screen socket cover	•	•	•	•	•	•	•	•	•	■	■
Shelf end trim	•	•	•	•	•	•	•	•	•	■	■
Storage inserts	■	•	•	•	•	•	•	•	•	•	•
Storage dividers	■	•	•	•	•	•	•	•	•	•	•
Accessory trim	•	•	•	•	•	•	•	•	•	■	•
Screen trim, caps, and covers	•	•	•	•	•	•	•	•	•	■	■
Shelf light plug	■	•	•	•	•	•	•	•	•	•	•
Shelf light end caps and cord managers	■	•	•	•	•	•	•	•	•	•	•
Single utility base power-in covers	■	•	•	•	•	•	•	•	•	•	•
Double utility base power-in covers	•	•	•	•	•	•	•	•	•	•	■
Simplex and duplex receptacles	■	■	■	■	•	•	•	•	■	•	■
Desktop receptacle and connector housing	•	•	•	•	•	•	•	•	•	■	•
Desktop receptacle plug	■	•	•	•	•	•	•	•	•	•	•
Surface mount junction box	•	•	•	•	•	•	•	•	•	■	•
Cable and fiber reel	■	•	•	•	•	•	•	•	•	•	•
Termination plate	■	•	•	•	•	•	•	•	•	•	•
Internode mounting bracket	•	•	•	•	•	•	•	■	•	•	•
Internode power module covers	•	•	•	•	•	•	•	■	•	•	•
Internode convenience tri-receptacle housing	■	•	■	■	■	■	■	■	•	■	•
Internode convenience tri-receptacles	■	•	•	•	•	•	•	•	•	•	•
Internode convenience communication outlet housing	■	•	■	■	■	■	■	■	•	■	•
Internode above-worksurface clamp light	•	•	•	•	•	•	•	■	•	•	•
Internode multipurpose power infeed cover	■	•	■	■	■	■	■	■	•	■	•
Internode receptacles	■	•	■	■	■	■	■	■	•	■	•
Internode cord and cable manager	•	•	•	•	•	•	•	■	•	•	•

### Legend

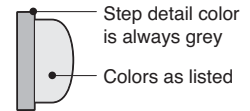
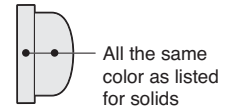
- = Not available
- = Available

## Color Coordination Matrices, continued

**1 mm and Torus Edges**

The 1 mm and torus edges colors are determined by the laminate color and therefore cannot be specified.

Laminate Color Selections	Default Color of Plastic 1 mm Edge	Default Color of Torus
<b>Fiber</b>		
<b>2850</b> Vanadium Fiber	<b>6654</b> Sand	<b>6654</b> Sand
<b>2851</b> Rhyme Fiber	<b>6631</b> Cream	<b>6631</b> Cream
<b>2852</b> Tungsten Fiber	<b>6636</b> Mist	<b>6636</b> Mist
<b>2854</b> Vellum Fiber	<b>6655</b> Warm White	<b>6655</b> Warm White
<b>2859</b> Novell Fiber	<b>6001</b> Coffee	<b>6001</b> Coffee
<b>2860</b> Granite Fiber	<b>6000</b> Black	<b>6000</b> Black
<b>2861</b> Coconut Fiber	<b>6654</b> Sand	<b>6S07</b> Sand
<b>2862</b> Stucco Fiber	<b>6053</b> Seagull	<b>6S05</b> Seagull
<b>Micro</b>		
<b>2920</b> Marl Micro	<b>6053</b> Seagull	<b>6S05</b> Seagull
<b>2921</b> Gypsum Micro	<b>6654</b> Sand	<b>6S07</b> Sand
<b>2922</b> Clay Micro	<b>6654</b> Sand	<b>6S07</b> Sand
<b>2923</b> Shadow Micro	<b>6249</b> Platinum Solid	<b>6S08</b> Platinum Solid
<b>Patina</b>		
<b>2870</b> Blonde Bronze Patina	<b>6654</b> Sand	<b>6654</b> Sand
<b>2871</b> Blackened Bronze Patina	<b>6615</b> Grey Value 5	<b>6615</b> Grey Value 5
<b>2873</b> Instant Iron Patina	<b>6615</b> Grey Value 5	<b>6615</b> Grey Value 5
<b>Solid</b>		
<b>2722</b> Cream	<b>6631</b> Cream	<b>6631</b> Cream
<b>2730</b> Arctic White	<b>6697</b> Fog	<b>6697</b> Fog
<b>2746</b> Black	<b>6000</b> Black	<b>6000</b> Black
<b>2759</b> Warm White	<b>6655</b> Warm White	<b>6655</b> Warm White
<b>2811</b> Mist	<b>6636</b> Mist	<b>6636</b> Mist
<b>2883</b> Seagull	<b>6053</b> Seagull	<b>6S05</b> Seagull
<b>2884</b> Milk	<b>6052</b> Milk	<b>6S06</b> Milk
<b>2885</b> Dune	<b>6654</b> Sand	<b>6S07</b> Sand
<b>Speckle</b>		
<b>2820</b> Coffee Speckle	<b>6631</b> Cream	<b>6001</b> Coffee
<b>2822</b> Woodrose Speckle	<b>6635</b> Dawn	<b>6635</b> Dawn
<b>2823</b> Driftwood Speckle	<b>6631</b> Cream	<b>6631</b> Cream
<b>2824</b> Smoke Speckle	<b>6636</b> Mist	<b>6636</b> Mist
<b>2825</b> Vanadium Speckle	<b>6619</b> Ice	<b>6612</b> Grey Value 2
<b>Woodgrain</b>		
<b>2406</b> Clear Cherry	<b>6234</b> Clear Cherry	<b>6301</b> Coffee Solid
<b>2409</b> Clear Maple	<b>6237</b> Clear Maple	<b>6S59</b> Warm White Solid
<b>2410</b> Graphite Walnut	<b>6231</b> Graphite Walnut	<b>6S01</b> Coffee Solid
<b>2412</b> Natural Cherry	<b>6034</b> Natural Cherry	<b>6S01</b> Coffee Solid
<b>2422</b> Medium Cherry	<b>6036</b> Medium Cherry	<b>6S01</b> Coffee Solid
<b>2511</b> Winter on Maple	<b>6037</b> Winter on Maple	<b>6S59</b> Warm White Solid
<b>2538</b> Clear Walnut	<b>6245</b> Clear Walnut	<b>6S01</b> Coffee Solid
<b>2539</b> Warm Oak	<b>6246</b> Warm Oak	<b>6S59</b> Warm White Solid
<b>2592</b> Blonde on Maple	<b>6038</b> Blonde on Maple	<b>6S59</b> Warm White Solid
<b>2714</b> Natural Walnut	<b>6041</b> Natural Walnut	<b>6S01</b> Coffee Solid
<b>2772</b> Medium Mahogany on Walnut	<b>6045</b> Medium Mahogany on Walnut	<b>6S01</b> Coffee Solid
<b>2HAK</b> Clear Oak	<b>6219</b> Clear Oak	<b>6S59</b> Warm White Solid
<b>2HAT</b> Acacia	<b>6213</b> Acacia	<b>6S59</b> Warm White Solid

**Torus Edge Detail****Exception: Solids**

**Note: Light color plastic edges** are susceptible to degradation due to normal wear and tear. Staining (e.g., ball point pen or clothing dyes such as blue jeans) and dirt effects are more pronounced in light colors and are not considered defects.

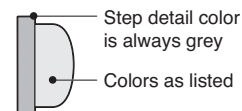
*Tip: To improve consistency, default edge colors are now identified by 6000-series numbers; actual colors and defaults have not changed. Because default edge colors are not actually entered when specifying products, no specification changes are required. (Previous specification guides used 2000-series numbers to describe default edge colors, while 6000-series numbers were used for customer-specified edge colors, even though the edges were identical.)*  
▶ See the *Surface Materials Reference Manual* for more details.

## Open Line Laminates

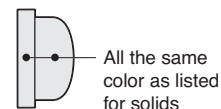
The 1 mm and Torus Edge colors are determined by the 2C finish number selected.

2C Finish Number Selection	Combination of Edging will be: 1 mm Edge Color	Torus Edge Color
2C01	6245 Clear Walnut	6S01 Coffee Solid
2C03	6246 Warm Oak	6S59 Warm White Solid
2C04	6234 Clear Cherry	6S01 Coffee Solid
2C05	6053 Seagull	6S05 Seagull Solid
2C06	6052 Milk	6S06 Milk Solid
2C07	6654 Sand	6S07 Sand Solid
2C08	6249 Platinum Solid	6S08 Platinum Solid
2C11	6037 Winter on Maple	6655 Warm White
2C12	6619 Ice	6612 Grey Value 2
2C13	6213 Acacia	6S59 Warm White Solid
2C15	6615 Grey Value 5	6615 Grey Value 5
2C16	6038 Blonde on Maple	6000 Black
2C17	6036 Medium Cherry	6000 Black
2C19	6034 Natural Cherry	6000 Black
2C22	6631 Cream	6631 Cream
2C27	6034 Natural Cherry	6001 Coffee
2C35	6697 Fog	6697 Fog
2C36	6695 Midnight	6695 Midnight
2C48	6654 Sand	6654 Sand
2C52	6631 Cream	6001 Coffee
2C53	6036 Medium Cherry	6S01 Coffee Solid
2C55	6045 Medium Mahogany on Walnut	6S01 Coffee Solid
2C57	6041 Natural Walnut	6S01 Coffee Solid
2C58	6038 Blonde on Maple	6S59 Warm White Solid
2C59	6655 Warm White	6655 Warm White
2C66	6037 Winter on Maple	6615 Grey Value 5
2C74	6237 Clear Maple	6S59 Warm White Solid
2C75	6231 Graphite Walnut	6S01 Coffee Solid
2C81	6034 Natural Cherry	6S01 Coffee Solid
2C82	6655 Warm White	6S59 Warm White Solid
2C83	6001 Coffee	6S01 Coffee Solid
2C84	6037 Winter on Maple	6S59 Warm White Solid
2C92	6000 Black	6000 Black
2C93	6001 Coffee	6001 Coffee
2C94	6635 Dawn	6635 Dawn
2C98	6636 Mist	6636 Mist
2CAK	6219 Clear Oak	6S59 Warm White Solid

### Torus Edge Detail



### Exception: Solids



*Tip: Enter the 2C-edge detail number in the finish field, and include a complete description of the laminate to be used.*

**Note: Light color plastic edges** are susceptible to degradation due to normal wear and tear. Staining (e.g., ball point pen or clothing dyes such as blue jeans) and dirt effects are more pronounced in light colors and are not considered defects.

*Tip: To improve consistency, default edge colors are now identified by 6000-series numbers; actual colors and defaults have not changed. Because default edge colors are not actually entered when specifying products, no specification changes are required. (Previous specification guides used 2000-series numbers to describe default edge colors, while 6000-series numbers were used for customer-specified edge colors, even though the edges were identical.)*

► See the *Surface Materials Reference Manual* for more details.

# Trim Color Defaults

For Context Storage Laminate Tops

**Plastic edge trim color** of tops that are added to files is determined by the laminate color you select for the top. The edge color is a default and cannot be specified.

**All laminates**, except woodgrain laminates, will have solid color plastic edging.

**Woodgrain laminates** will have woodgrain 1 mm edges and the grain of the edges will be horizontal.

**Plastic square edge** trim is applied to all four sides of laminate tops.

**Laminate bullnose edge** trim is applied only to the sides (left and right) of laminate tops.

**Note: Light color plastic edges** are susceptible to degradation due to normal wear and tear. Staining (e.g., ball point pen or clothing dyes such as blue jeans) and dirt effects are more pronounced in light colors and are not considered defects.

Laminate Color	Default 1 mm Edge Color
<b>Fiber</b>	
<b>2850</b> Vanadium Fiber	<b>6654</b> Sand
<b>2851</b> Rhyme Fiber	<b>6631</b> Cream
<b>2852</b> Tungsten Fiber	<b>6636</b> Mist
<b>2854</b> Vellum Fiber	<b>6655</b> Warm White
<b>2859</b> Novell Fiber	<b>6001</b> Coffee
<b>2860</b> Granite Fiber	<b>6000</b> Black
<b>2861</b> Coconut Fiber	<b>6654</b> Sand
<b>2862</b> Stucco Fiber	<b>6053</b> Seagull
<b>Micro</b>	
<b>2920</b> Marl Micro	<b>6053</b> Seagull
<b>2921</b> Gypsum Micro	<b>6654</b> Sand
<b>2922</b> Clay Micro	<b>6654</b> Sand
<b>2923</b> Shadow Micro	<b>6249</b> Platinum Solid
<b>Patina</b>	
<b>2870</b> Blonde Bronze	<b>6654</b> Sand
<b>2871</b> Blackened Bronze	<b>6615</b> Grey Value 5
<b>2873</b> Instant Iron	<b>6615</b> Grey Value 5
<b>Solid</b>	
<b>2722</b> Cream	<b>6631</b> Cream
<b>2730</b> Arctic White	<b>6697</b> Fog
<b>2746</b> Black	<b>6000</b> Black
<b>2759</b> Warm White	<b>6655</b> Warm White
<b>2811</b> Mist	<b>6636</b> Mist
<b>2883</b> Seagull	<b>6053</b> Seagull
<b>2884</b> Milk	<b>6052</b> Milk
<b>2885</b> Dune	<b>6654</b> Sand
<b>Speckle</b>	
<b>2820</b> Coffee Speckle	<b>6631</b> Cream
<b>2822</b> Woodrose Speckle	<b>6635</b> Dawn
<b>2823</b> Driftwood Speckle	<b>6631</b> Cream
<b>2824</b> Smoke Speckle	<b>6636</b> Mist
<b>2825</b> Vanadium Speckle	<b>6619</b> Ice
<b>Woodgrain</b>	
<b>2406</b> Clear Cherry	<b>6234</b> Clear Cherry
<b>2409</b> Clear Maple	<b>6237</b> Clear Maple
<b>2410</b> Graphite Walnut	<b>6231</b> Graphite Walnut
<b>2412</b> Natural Cherry	<b>6034</b> Natural Cherry
<b>2422</b> Medium Cherry	<b>6036</b> Medium Cherry
<b>2511</b> Winter on Maple	<b>6037</b> Winter on Maple
<b>2538</b> Clear Walnut	<b>6245</b> Clear Walnut
<b>2539</b> Warm Oak	<b>6246</b> Warm Oak
<b>2592</b> Blonde on Maple	<b>6038</b> Blonde on Maple
<b>2714</b> Natural Walnut	<b>6041</b> Natural Walnut
<b>2772</b> Medium Mahogany on Walnut	<b>6045</b> Medium Mahogany on Walnut
<b>2HAK</b> Clear Oak	<b>6219</b> Clear Oak
<b>2HAT</b> Acacia	<b>6213</b> Acacia

*Tip: To improve consistency, default edge colors are now identified by 6000-series numbers; actual colors and defaults have not changed. Because default edge colors are not actually entered when specifying products, no specification changes are required. (Previous specification guides used 2000-series numbers to describe default edge colors, while 6000-series numbers were used for customer-specified edge colors, even though the edges were identical.)*

▶ See the *Surface Materials Reference Manual* for more details.

# How to Care for Laminate, Torus Edge, and Wood Surfaces

## Laminate

### Cleaning

**Wiping with a damp cloth** will remove general soiling and water-borne stains. If needed, use a hard-surface, all-purpose cleaner such as Formula 409, Fantastik, Top Job, Mr. Clean, etc. Some oil-borne stains may require the use of a dry-cleaning fluid or naphtha. To fill scratches in wood grain laminate tops, use an oak, walnut, or mahogany putty stick (available at paint supply and hardware stores).

## Torus Edge

### Cleaning

**Wiping with a damp cloth** will remove general soiling and water-borne stains. If needed, use a hard-surface, all-purpose cleaner such as Formula 409, Fantastik, Top Job, Mr. Clean, etc. Some oil-borne stains may require the use of a dry-cleaning fluid or naphtha.

## Wood

### Protection

**Use desk pads and coasters** to help protect the finish against dents, scratches, moisture and hot and cold liquids. Do not use desk pads that have plastic backing.

**Use felt or leather pads** on the bottoms of office equipment and accessories.

**Lift objects** when you move them, instead of pulling or pushing them across the surface, to avoid scratching the surface.

**Periodically move desk accessories and other objects** kept on the work-surface to ensure even aging.

**Avoid leaving vinyl binders on work-surface** for long periods.

**If you use a protective glass top**, insert felt pads between the glass and the work-surface, to create an air space and allow the wood to breathe.

**Keep your furniture away from direct sunlight.**

**Avoid extreme temperatures and humidity.** Maintain temperatures between 60 and 80 degrees Fahrenheit and humidity levels between 30 and 50 percent.

### Cleaning

**Keep a supply** of soft, clean, absorbent cloths handy for wiping up spills and regular dusting.

### Dusting

Clean with a slightly damp, soft cloth, using another soft cloth to dry. Always wipe the surface in the direction of the wood grain.

### Cleaning

Use a quality cleaner or flax soap formulated especially for use on wood surfaces. Do not use oils or ammonia. Dilute the cleaner as directed by the manufacturer. Dampen but do not saturate a soft cloth with the diluted cleaning solution. Wipe the surface in the direction of the wood grain to remove dirt and fingerprints. Wipe the surface clean with a soft, dry cloth.

### Waxing

Quality spray wax may be applied sparingly twice a year. Excessive waxing may result in a wax build-up which feels sticky and attracts an unusual amount of dirt. For information about how to remove this wax, contact your facilities department or Steelcase dealer.

### Hardware

Clean metal finishes with a non-abrasive cleaner. Apply the cleaner sparingly, making sure that it does not come into contact with the wood. Wipe the hardware dry with a clean, soft cloth.

### Help With Repair and Maintenance

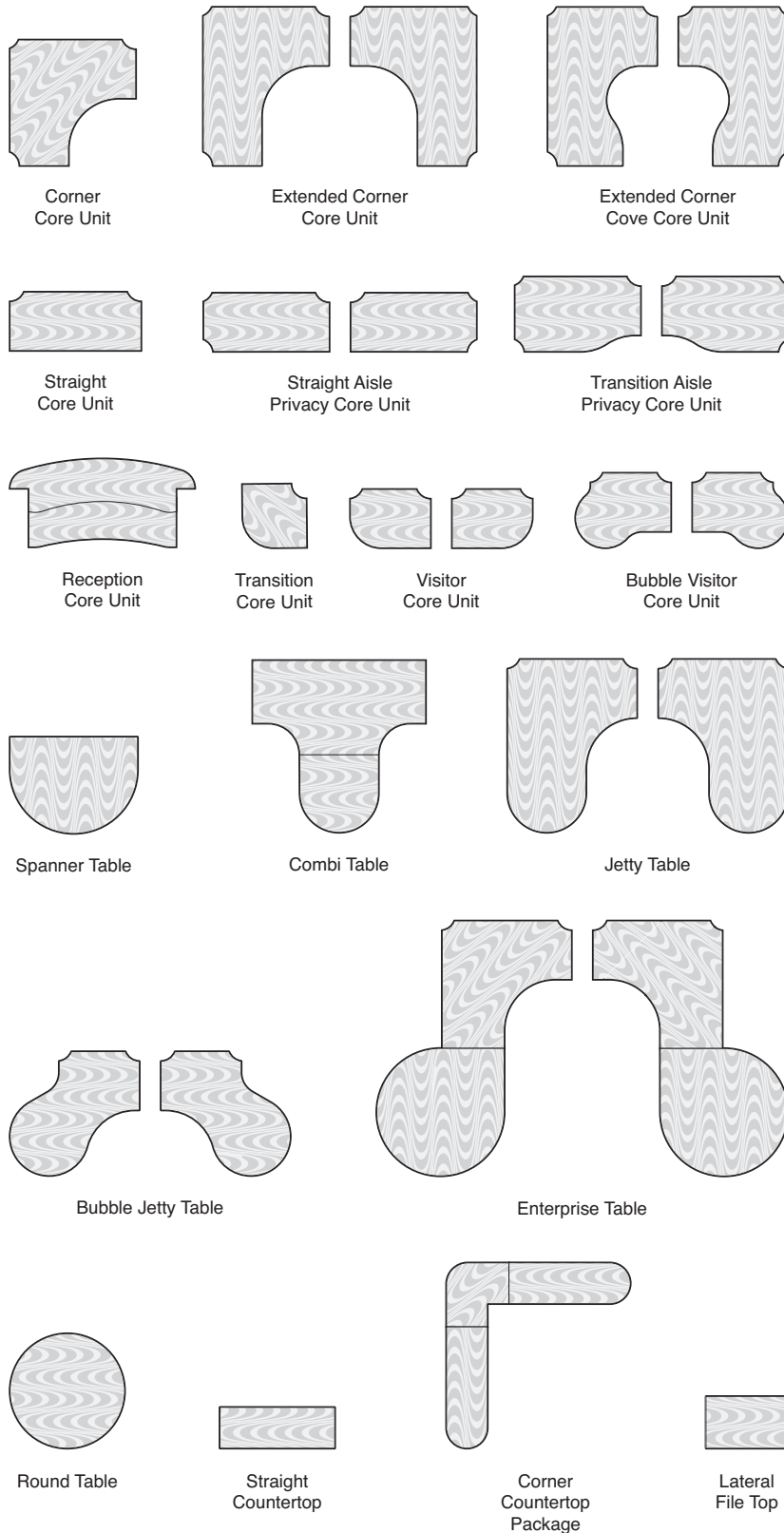
Wood is a "forgiving" material which usually can be repaired. If your work-surface is damaged, call your facilities department or Steelcase dealer.

Many Steelcase dealers offer maintenance contracts for your convenience. Contact your dealer for more information.



# Natural Veneer

## Wood Grain Cathedral Directions



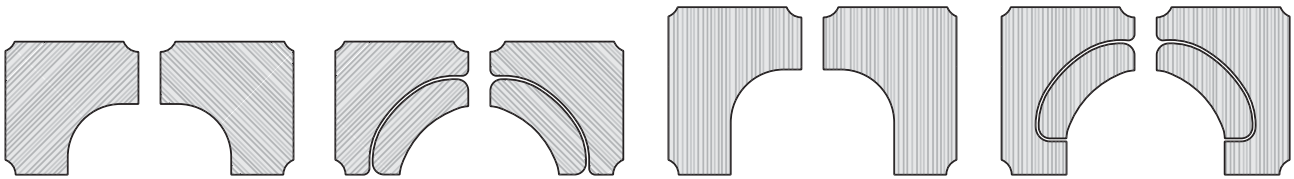
**Natural wood veneers** do not have mitered corner surfaces.

**The appearance of wood veneer** may change slightly depending on the angle from which it is viewed. This natural phenomenon is called polarization, and it can be seen on natural veneer. Polarization is often noticed on worksurfaces installed at a 90-degree angle with each other. Please refer to the illustrations at left for an understanding of grain direction on your installation.



# Laminate

## Directional Laminate Grain Directions

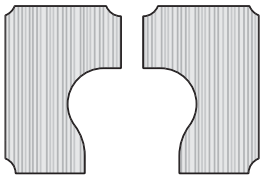


Corner Core Unit

Adjustable-Height Corner Core Unit

Extended Corner Core Unit

Adjustable-Height Extended Corner Core Unit



Extended Corner Cove Core Unit




Straight Core Unit




Straight Core Unit



Straight Aisle Privacy Core Unit




Transition Aisle Privacy Core Unit




Reception Core Unit



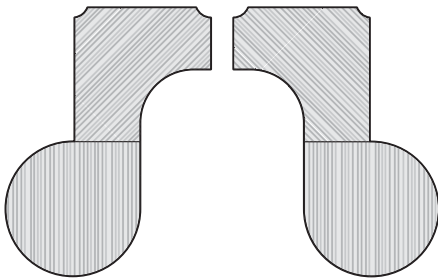
Transition Core Unit



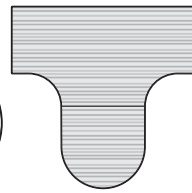
Visitor Core Unit



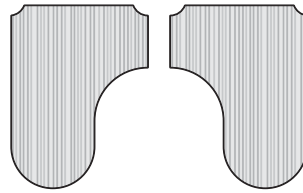
Bubble Visitor Core Unit



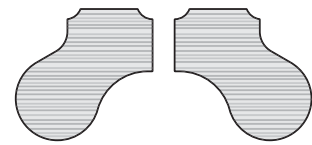
Enterprise Table



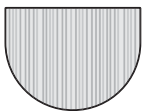
Combi Table



Jetty Table



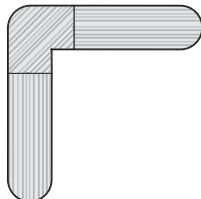
Bubble Jetty Table



Spanner Table



Straight Countertop



Corner Countertop Package



Lateral File Top



---

# Resources

---

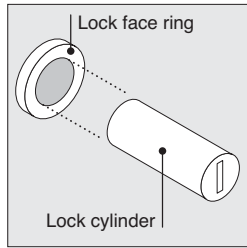
## Resources

Lock and Keying

**188**

# Lock and Keying

**All locking products** are standard with factory-installed, keyed-random locks. Consecutive, specific, and random keying are available as field-installed options.  
*Exception: Individual locking drawers are available only with field-installed locks.*



**Locks** consist of a factory- or field-installed lock cylinder and a factory-installed lock face ring.

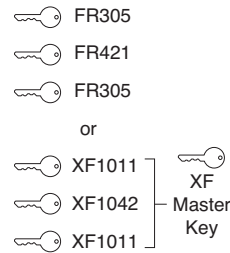
**Two types of locks** are available — the standard keying system (FR series) and the master keying system (XF series). All the locks in the XF series can be opened with a single master key.

## Factory-Installed Keying

**Factory-installed locks** are always key random (standard) or master key random (option). Key random means that the locks will be assigned arbitrarily at the factory with key numbers ranging from FR305 to FR454 (Master keying numbers: XF1001 to XF1150). All locks within a unit will be keyed alike.  
*Tip: Random keying can mean that different furniture*

*units will have the same key number. If you must have all locks keyed differently, you should specify field-installed, key specific or key consecutive lock cylinders.*  
 ▶ See below.

### Key Random



### Required to Specify

<b>Master key random</b>	+\$23	Specify with master key random.
--------------------------	-------	---------------------------------

## Field-Installed Keying

**Field-installed locks** are only available on products that include factory-installed lock mechanisms.

**Specify “plug”** when specifying furniture, and the product will ship with a plastic plug in place of the lock cylinder.

**Front-removable lock cylinders** must be specified separately. You must also order a special lock tool to install or remove lock cylinders in the field.  
*Tip: Lock tools are reusable. You do not need to order additional lock tools with every furniture order.*

**Lock cylinders** will be shipped separately so that you can install the locks when you are ready.

**Three keying choices** are available for field installation—random (standard), specific, and consecutive. All three are also available with master keying, which means that all locks can be opened with a single master key.

**Key random** means that the locks will be assigned arbitrarily at the factory with key numbers ranging from FR305 to FR454 (Master keying numbers: XF1001 to XF1150).  
*Tip: Random keying can mean that different furniture units will have the same key number. If you must have all locks keyed differently, you should specify key specific or key consecutive lock cylinders.*

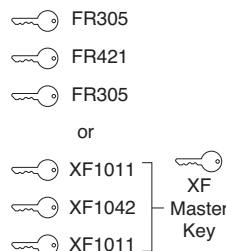
**Key specific** means that you can specify any key number from FR305 to FR454 (Master keying numbers: XF1001 to XF1150). This option can be used to key all the furniture units in a workstation or department the same.  
*Tip: Designate the quantity per key number in your specification.*  
 ▶ See example at right.

**Key consecutive** means that you can specify lock numbers in a consecutive order to ensure that no two locks have the same key number until the key sequence repeats. You must select a beginning key number from FR305 to FR454 (Master keying numbers: XF1001 to XF1150).

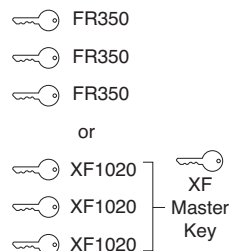
**Example** of a typical lock cylinder specification is shown below:

10	LOCK9201FR FR320
5	LOCK9201FR FR350
15	LOCK9201XF XF1100
<hr/>	
30	Total
<hr/>	
1	877102003SR standard lock tool
1	877102002SR master lock tool

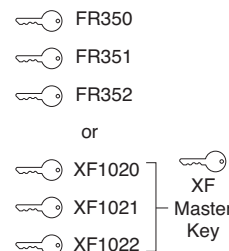
### Key Random



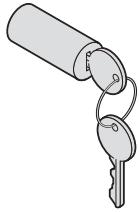
### Key Specific



### Key Consecutive



## Field-Installed Lock Cylinders



Tip: Lock price is included in price of furniture with locks.

Tip: For replacement lock cylinders, refer to Service Parts.

Standard Includes	Required to Specify
-------------------	---------------------

- |   |  |
|---|--|
| <ul style="list-style-type: none"> <li>• Lock cylinder, keyed random</li> <li>• Two keys</li> </ul> | 1 Style number<br>2 Options, if selected (see below) |
|---|--|

Options	Price	Required to Specify
---------	-------	---------------------

<b>Key specific</b>	No cost	Select key number from FR305–FR454.
<b>Key consecutive</b>	No cost	Specify <i>key consecutive</i> and must select beginning key number from FR305–FR454.
<b>Master key random</b>	+\$23 each	Specify <i>master key random</i> .
<b>Master key specific</b>	+\$23 each	Specify key number from XF1001–XF1150.
<b>Master key consecutive</b>	+\$23 each	Specify <i>master key consecutive</i> and must select beginning key number from XF1001–XF1150.

### Specification Information

Color	Style Number	Base Price
-------	--------------	------------

#### FR Series (Standard Keying System) – Lock Cylinder

Polished Chrome	<b>LOCK9201FR</b>	No cost
Ember Chrome	<b>LOCK9250FR</b>	No cost

#### Standard Lock Tool

	<b>877102003SR</b>	\$23
--	--------------------	------

#### XF Series (Master Keying System) – Lock Cylinder

Polished Chrome	<b>LOCK9201XF</b>	No additional cost. Price included in price of furniture with master-keyed locks.
Ember Chrome	<b>LOCK9250XF</b>	No additional cost. Price included in price of furniture with master-keyed locks.

#### Master Lock Tool




	<b>877102002SR</b>	\$23
--	--------------------	------

Tip: You can change lock cylinders in the field by using the appropriate lock tool.



# Post and Beam Solutions

► For more detailed product information, see the *Post and Beam Solutions Specification Guide* or consult your Steelcase dealer.

	
<b>Statement of Line</b>	<b>192</b>
	
<b>Specifying</b>	
<b>Posts (SIN 711.1)</b>	<b>193</b>
<b>Beams (SIN 711.1)</b>	<b>194</b>
<b>Infills (SIN 711.1)</b>	<b>195</b>
<b>Infill Hardware Packages (SIN 711.1)</b>	<b>196</b>
<b>Technology Hubs and Hub Mounts (SIN 711.1)</b>	<b>198</b>
<b>Power and Data Strips with Cord (SIN 711.1)</b>	<b>200</b>
<b>Power and Cable Management</b>	
Horizontal Fence Tubes (SIN 711.1)	<b>202</b>
Horizontal Overhead Beam Troughs (SIN 711.1)	<b>202</b>
Overhead Corner Troughs and Beam Filler Trough (SIN 711.1)	<b>203</b>
Vertical Post Tubes (SIN 711.1)	<b>204</b>
Ceiling Infeed Tubes (SIN 711.1)	<b>207</b>
Junction Box Connector Brackets (SIN 711.1)	<b>207</b>
Modular Harnesses (SIN 711.1)	<b>208</b>
Connectors (SIN 711.1)	<b>210</b>
Multipurpose Power Infeeds (SIN 711.1)	<b>211</b>
<b>Accessories</b>	
Wall Start Kit for Overhead Beam (SIN 711.1)	<b>212</b>
Wall Start Kit for Trough (SIN 711.1)	<b>212</b>
Shelves (SIN 711.1)	<b>212</b>
Screen Attachment Hardware for Post and Beam Fence (SIN 711.1)	<b>213</b>
Curtain Hooks (SIN 711.1)	<b>213</b>
<b>Accessory Supports</b>	
Huddleboard Adapter Brackets (SIN 711.1)	<b>214</b>
Accessory Mounting Hook (SIN 711.1)	<b>214</b>
Post Top Caps (SIN 711.1)	<b>215</b>
Post Base Shims (SIN 711.1)	<b>215</b>
	
<b>Surface Materials</b>	<b>217</b>
<b>Resources</b>	<b>219</b>

# Statement of Line

## Post and Beam



X-Post



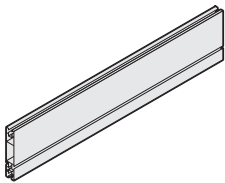
Y-Post

Specifying  
▶ Page 193

### Posts

	33"H	40½"H	93½"H
4"D	●	●	●

*Tip: Fence heights are 33"H (desk height), 40"H (standing height), and 93"H (overhead height).*



Specifying  
▶ Page 194

### Beams

	8½"H	
3'4"W	●	Fence and Overhead
4'W	●	Fence and Overhead
5'W	●	Fence and Overhead
6'W	●	Fence and Overhead
7'W	●	Fence and Overhead
8'W	●	Fence and Overhead
9'W	●	Fence and Overhead
10'W	●	Fence and Overhead
11'W	●	Overhead
12'W	●	Overhead
13'W	●	Overhead
14'W	●	Overhead
15'W	●	Overhead
16'W	●	Overhead



# Posts

SIN 711.1



### Standard Includes

- Base: 4799 Platinum paint only
- Base extension: 8043 Clear Anodized Aluminum only
- Post: 8043 Clear Anodized Aluminum only
- Leveling puck
- Top cap on 33"H and 40½"H posts only: 6694 Slate plastic only
- Standard 12 mm vertical slot on all sides
- 3" vertical adjustability

### Required to Specify

Style number

### Related Products

- Hub mounts ▶ Page 199
- Vertical post tubes ▶ Page 204
- Post top caps ▶ Page 215
- Post base shim ▶ Page 215

### Specification Information

Dimensions			Style	Price
D	W	H	Number	

#### X-Post with Large Base

4"	4"	33"	<b>BXP36</b>	\$329
4"	4"	40½"	<b>BXP45</b>	\$329
4"	4"	93½"	<b>BXP95</b>	\$489

#### X-Post with Small Base

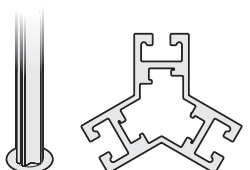
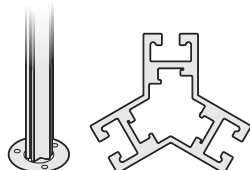


4"	4"	33"	<b>BXPS36</b>	\$329
4"	4"	40½"	<b>BXPS45</b>	\$329
4"	4"	93½"	<b>BXPS95</b>	\$489

#### Y-Post with Large Base

4"	4"	33"	<b>BYP36</b>	\$329
4"	4"	40½"	<b>BYP45</b>	\$329
4"	4"	93½"	<b>BYP95</b>	\$489

#### Y-Post with Small Base

4"	4"	33"	<b>BYPS36</b>	\$329
4"	4"	40½"	<b>BYPS45</b>	\$329
4"	4"	93½"	<b>BYPS95</b>	\$489



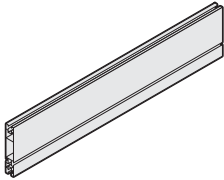
Tip: Posts with small base cannot be anchored to the floor.

Tip: Posts can be field cut to any size. Filing may be necessary to smooth rough edges.

Tip: Posts have unlimited slots for planning at any height.

# Beams

SIN 711.1



Standard Includes	Required to Specify
<ul style="list-style-type: none"> <li>• Beam extrusion: 8043 Clear Anodized Aluminum only</li> <li>• Beam-to-post connectors and attachment hardware</li> <li>• Standard 12 mm T-slots on top, bottom, and sides of beams to allow for infill and accessory interface</li> </ul>	<ul style="list-style-type: none"> <li>• Style number</li> </ul>

Related Products
<ul style="list-style-type: none"> <li>• Infills</li> <li>• Horizontal fence tubes</li> <li>• Horizontal overhead beam troughs</li> <li>• Huddleboard</li> </ul>

- ▶ Page 195
- ▶ Page 202
- ▶ Page 202
- ▶ See *Steelcase Meeting Spaces Specification Guide*.

## Specification Information

• Dimensions			• Style	• Price
D	W	H	Number	

### Fence or Overhead Beam Applications

1 3/8"	3'4"	8 1/2"	<b>BB042</b>	\$ 271
1 3/8"	4'	8 1/2"	<b>BB048</b>	\$ 296
1 3/8"	5'	8 1/2"	<b>BB060</b>	\$ 339
1 3/8"	6'	8 1/2"	<b>BB072</b>	\$ 406
1 3/8"	7'	8 1/2"	<b>BB084</b>	\$ 468
1 3/8"	8'	8 1/2"	<b>BB096</b>	\$ 530
1 3/8"	9'	8 1/2"	<b>BB108</b>	\$ 595
1 3/8"	10'	8 1/2"	<b>BB120</b>	\$ 657

### Overhead Beam Applications

1 3/8"	11'	8 1/2"	<b>BB132</b>	\$ 720
1 3/8"	12'	8 1/2"	<b>BB144</b>	\$ 783
1 3/8"	13'	8 1/2"	<b>BB156</b>	\$ 847
1 3/8"	14'	8 1/2"	<b>BB168</b>	\$ 910
1 3/8"	15'	8 1/2"	<b>BB180</b>	\$ 971
1 3/8"	16'	8 1/2"	<b>BB192</b>	\$1036

*Tip: Beam dimensions are nominal to center of post.*

*Tip: Style number BB042 is used for 66"W tethered capsule Universal Tables.*

*Tip: Beams are most easily attached to posts via a ball driver (drill drive—3/8", 1/4" ball x 6") available from Steelcase (946800104CS) or many hardware manufacturers.*

*Tip: Beams can be field cut to any size. Filing may be necessary to smooth rough edges.*

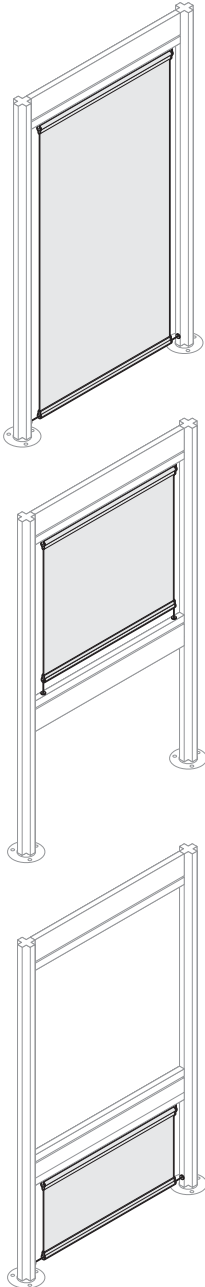
# Infills

## SIN 711.1

Tip: Infill width is determined by the length of beam(s) and the number of hubs (0, 1, or 2).

▶ Pages 194, 198

Tip: Other fabric infill colors are available through DesignTex. See [www.design-tex.com](http://www.design-tex.com), then select "shades and screens" for more details.



Standard Includes	Required to Specify
-------------------	---------------------

- Fabric: 5477 Tech White only
- Top and bottom bracket: 8043 Clear Anodized Aluminum only
- End caps: 6694 Slate plastic only
- Attachment hardware

Style number

Specification Information		
Width	Style Number	Price

### Infill Overhead Beam to Floor

2½'	<b>BIBTF030</b>	\$ 340
3½'	<b>BIBTF042</b>	\$ 453
4½'	<b>BIBTF054</b>	\$ 568
5½'	<b>BIBTF066</b>	\$ 683
6½'	<b>BIBTF078</b>	\$ 797
7½'	<b>BIBTF090</b>	\$ 910
8½'	<b>BIBTF102</b>	\$1023
9½'	<b>BIBTF114</b>	\$1137
:	:	:

### Infill Overhead Beam to Desk-Height Fence

2½'	<b>BIBFF030</b>	\$ 285
3½'	<b>BIBFF042</b>	\$ 398
4½'	<b>BIBFF054</b>	\$ 513
5½'	<b>BIBFF066</b>	\$ 626
6½'	<b>BIBFF078</b>	\$ 739
7½'	<b>BIBFF090</b>	\$ 853
8½'	<b>BIBFF102</b>	\$ 966
9½'	<b>BIBFF114</b>	\$1080
:	:	:

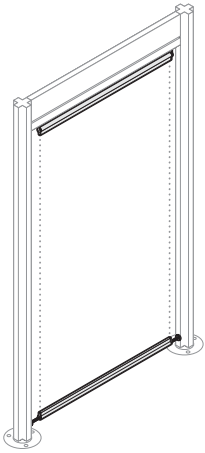
### Infill Desk-Height Fence to Floor

2½'	<b>BIBMD030</b>	\$ 256
3½'	<b>BIBMD042</b>	\$ 370
4½'	<b>BIBMD054</b>	\$ 484
5½'	<b>BIBMD066</b>	\$ 597
6½'	<b>BIBMD078</b>	\$ 710
7½'	<b>BIBMD090</b>	\$ 824
8½'	<b>BIBMD102</b>	\$ 939
9½'	<b>BIBMD114</b>	\$1052
:	:	:

# Infill Hardware Packages

For Use with Custom Graphic Fabric Infill

SIN 711.1



Tip: Infill width is determined by the length of beam(s) and the number of hubs (0, 1, or 2).

▶ Pages 194, 198

Tip: Height of the infill is determined by height of custom infill fabric. Hardware will support overhead beam to floor, overhead beam to desk-height fence, and desk-height fence to floor applications.

Standard Includes	Required to Specify
-------------------	---------------------

- Top and bottom brackets: 8043 Clear Anodized Aluminum only
- End caps: 6694 Slate plastic only
- Attachment hardware

Style number

Specification Information		
Width	Style Number	Price

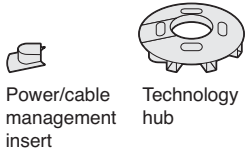
Width	Style Number	Price
2½'	<b>BIBHW030</b>	\$227
3½'	<b>BIBHW042</b>	\$314
4½'	<b>BIBHW054</b>	\$340
5½'	<b>BIBHW066</b>	\$370
6½'	<b>BIBHW078</b>	\$398
7½'	<b>BIBHW090</b>	\$427
8½'	<b>BIBHW102</b>	\$453
9½'	<b>BIBHW114</b>	\$484
:	:	:

**SIN 711.1**

# Technology Hubs and Hub Mounts

SIN 711.1

## Technology Hubs



Power/cable management hub insert

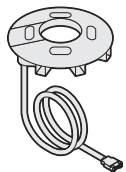
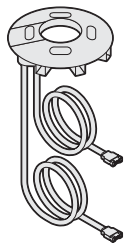
Technology hub

*Tip: Specify hub mounts separately to attach hub to 33"H or 40 1/2"H posts.*

▶ Page 199

*Tip: Connectors must be used to connect modular power hub harnesses to modular harnesses.*

▶ Page 210



Standard Includes	Required to Specify
<ul style="list-style-type: none"> <li>• Base: 4752 Steel paint only</li> <li>• Cover with three inserts—two for power/cable management and one for communication faceplate: 6644 Fusion Dark plastic only</li> <li>• Nine simplex receptacles</li> <li>• Two 9' flexible conduits with pass-through hardwired hubs</li> <li>• One 9' flexible conduit with termination hardwired hubs</li> <li>• One 27" harness with termination modular hubs</li> <li>• One 27" harness and one 33" harness with pass-through modular hubs</li> <li>• Four communication fillers for unused openings</li> </ul>	<p>Style number</p>

### Specification Information

Circuit	Style Number	Price

### Pass-Through Modular Power Hub

4-Circuit, 3+1		
Line 1, 2, 3	<b>BPMPH123XX</b>	\$551
Line 1, 2, 4	<b>BPMPH124XX</b>	\$551
4-Circuit, 2+2		
Line 1, 2, 3	<b>BPMPH123XY</b>	\$551
Line 1, 2, 4	<b>BPMPH124XY</b>	\$551
3-Circuit, Separate Neutrals		
Line 1, 2, 3	<b>BPMPH123XZ</b>	\$551

### Termination Modular Power Hub

4-Circuit, 3+1		
Line 1, 2, 3	<b>BTMPH123XX</b>	\$551
Line 1, 2, 4	<b>BTMPH124XX</b>	\$551
4-Circuit, 2+2		
Line 1, 2, 3	<b>BTMPH123XY</b>	\$551
Line 1, 2, 4	<b>BTMPH124XY</b>	\$551
3-Circuit, Separate Neutrals		
Line 1, 2, 3	<b>BTMPH123XZ</b>	\$551

▶ **Specification Information, continued on next page**

► Specification Information, continued from previous page

**Specification Information**

• Circuit	• Style Number	• Price
-----------	----------------	---------

**Pass-Through Hardwired Power Hub**

**4-Circuit, 3+1**

Line 1, 2, 3	<b>BPHPHXX</b>	\$551
--------------	----------------	-------

**4-Circuit, 2+2**

Line 1, 2, 3	<b>BPHPHXY</b>	\$551
--------------	----------------	-------

**3-Circuit, Separate Neutrals**

Line 1, 2, 3	<b>BPHPHXZ</b>	\$551
--------------	----------------	-------

**Termination Hardwired Power Hub**

**4-Circuit, 3+1**

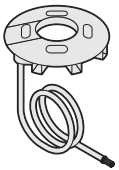
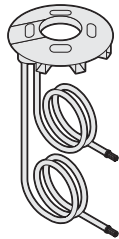
Line 1, 2, 3	<b>BTHPHXX</b>	\$551
--------------	----------------	-------

**4-Circuit, 2+2**

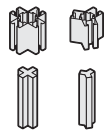
Line 1, 2, 3	<b>BTHPHXY</b>	\$551
--------------	----------------	-------

**3-Circuit, Separate Neutrals**

Line 1, 2, 3	<b>BTHPHXZ</b>	\$551
--------------	----------------	-------



**Hub Mounts**



Tip: Hub mounts are required to attach hubs to 33"H or 40½"H posts.

**Standard Includes** **Required to Specify**

- Hub mount: 8044 Black Anodized Aluminum only

Style number

**Specification Information**

• Type	• Style Number	• Price
--------	----------------	---------

X-Post	<b>BHMXP</b>	\$98
--------	--------------	------

Y-Post	<b>BHMYP</b>	\$98
--------	--------------	------


# Power and Data Strips with Cord

SIN 711.1

Standard Includes	Required to Specify
<ul style="list-style-type: none"> <li>Power and data strip with cord: 8043 Clear Anodized Aluminum cover with black faceplate</li> <li>Worksurface attachment bracket, if selected: 4799 Platinum paint only</li> <li>Slatwall attachment bracket, if selected: 4799 Platinum paint only</li> </ul>	Style number

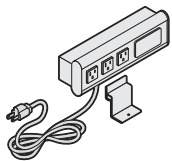
## Specification Information

• Dimensions			• Style	• Price
D	W	H	Number	



### Power and Data Strip with Cord with Worksurface Attachment Bracket

2 1/4"	10 1/4"	3"	<b>BPDSWSPL</b>	\$210



### Power and Data Strip with Cord with Slatwall Attachment Bracket

2 1/4"	10 1/4"	3"	<b>BPDSSWPL</b>	\$210

### Worksurface Attachment Bracket Only

N.A.	N.A.	N.A.	<b>BPDSWB</b>	\$ 38

### Slatwall Attachment Bracket Only

N.A.	N.A.	N.A.	<b>BPDSSB</b>	\$ 38

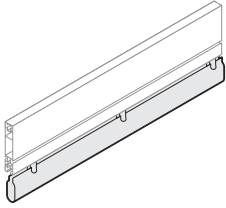




# Power and Cable Management

SIN 711.1

## Horizontal Fence Tubes (Desk- or Standing-Height Beams)

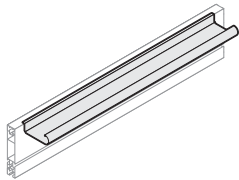


Standard Includes	Required to Specify
<ul style="list-style-type: none"> <li>• Tube: 6644 Fusion Dark plastic only</li> <li>• Attachment clips: 6694 Slate plastic only</li> </ul>	Style number

### Specification Information

Width	Style Number	Price
3'4"	<b>BFPT040</b>	\$104
4'	<b>BFPT048</b>	\$120
5'	<b>BFPT060</b>	\$137
6'	<b>BFPT072</b>	\$147
7'	<b>BFPT084</b>	\$156
8'	<b>BFPT096</b>	\$168
9'	<b>BFPT108</b>	\$179
10'	<b>BFPT120</b>	\$199
:	:	:

## Horizontal Overhead Beam Troughs



Standard Includes	Required to Specify
<ul style="list-style-type: none"> <li>• Trough: 4799 Platinum paint only</li> <li>• Attachment clips: 6694 Slate plastic only</li> </ul>	Style number

### Specification Information

Width	Style Number	Price
3'4"	<b>BBPT040</b>	\$145
4'	<b>BBPT048</b>	\$150
5'	<b>BBPT060</b>	\$172
6'	<b>BBPT072</b>	\$183
7'	<b>BBPT084</b>	\$197
8'	<b>BBPT096</b>	\$210
9'	<b>BBPT108</b>	\$223
10'	<b>BBPT120</b>	\$249
11'	<b>BBPT132</b>	\$275
12'	<b>BBPT144</b>	\$278
13'	<b>BBPT156</b>	\$328
14'	<b>BBPT168</b>	\$354
15'	<b>BBPT180</b>	\$380
16'	<b>BBPT192</b>	\$407
:	:	:

*Tip: Actual trough size is 12 inches shorter to connect with corner troughs. Order a 5 foot trough for use with a 5 foot beam.*

## Overhead Corner Troughs and Beam Filler Trough

Standard Includes	Required to Specify
• Trough: 6644 Fusion Dark plastic only	Style number

### Specification Information

• Style Number	• Price
<b>90° Corner Trough</b>	
<b>BTJ090</b>	\$25
•	•
<b>120° Corner Trough</b>	
<b>BTJ120</b>	\$25
•	•
<b>Beam Filler Trough</b>	
<b>BTJI</b>	\$25
•	•



Post and Beam Solutions

SIN 711.1

**Vertical Post Tubes**

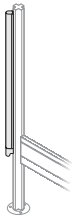
Standard Includes	Required to Specify
<ul style="list-style-type: none"> <li>• Tube front: 6644 Fusion Dark plastic only</li> <li>• Tube back: 6644 Fusion Dark plastic only</li> <li>• Bracket: 4799 Platinum paint only</li> <li>• Transition, if applicable: 4799 Platinum paint only</li> <li>• Floor transition, if applicable: 4799 Platinum paint only</li> </ul>	Style number

**Specification Information**

•Type	•Style Number	•Price
-------	---------------	--------

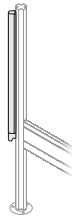
**For Desk-Height Beam to Trough Applications**

X-Post	<b>BXPTLFT66</b>	\$206
Y-Post	<b>BYPTLFT66</b>	\$206
:	:	:



**For Standing-Height Beam to Trough Applications**

X-Post	<b>BXPTHFT59</b>	\$182
Y-Post	<b>BYPTHFT59</b>	\$182
:	:	:



**For Desk-Height Hub to Trough Applications**

X-Post	<b>BXTLHT52</b>	\$136
Y-Post	<b>BYTLHT52</b>	\$136
:	:	:



**For Standing-Height Hub to Trough Applications**

X-Post	<b>BXTHHT45</b>	\$124
Y-Post	<b>BYTHHT45</b>	\$124
:	:	:



**For Floor to Trough Applications**

X-Post	<b>BXPTFT87</b>	\$227
Y-Post	<b>BYPTFT87</b>	\$227
:	:	:



► **Specification Information, continued on next page**

► Specification Information, continued from previous page

**Specification Information**

Type	Style Number	Price
------	--------------	-------

**For Floor to Desk-Height Hub Applications**

X-Post	<b>BXPFLH31</b>	\$159
Y-Post	<b>BYPFLH31</b>	\$159

**For Floor to Standing-Height Hub Applications**

X-Post	<b>BXPFHH39</b>	\$172
Y-Post	<b>BYPFHH39</b>	\$172

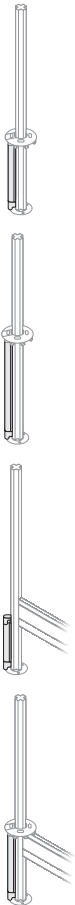
**For Floor to Desk-Height Fence Beam Applications**

X-Post	<b>BXPFLF15</b>	\$159
Y-Post	<b>BYPFLF15</b>	\$159

**For Floor to Desk-Height Hub and Fence Beam Applications**

X-Post	<b>BXTFLFH31</b>	\$159
Y-Post	<b>BYTFLFH31</b>	\$159

► Specification Information, continued on next page



Tip: Tubes for floor-to-hub and fence beam applications, style numbers **BXTFLFH31** and **BYTFLFH31**, contain an opening that allows cables to route from vertical post tube to horizontal fence tube.

SIN 711.1

**Vertical Post Tubes, continued**

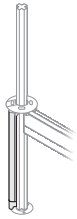
► **Specification Information, continued from previous page**

**Specification Information**

Type	Style Number	Price
------	--------------	-------

**For Floor to Standing-Height Hub and Fence Beam Applications**

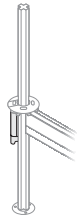
X-Post	<b>BXTFHH39</b>	\$172
Y-Post	<b>BYTFHH39</b>	\$172
:	:	:



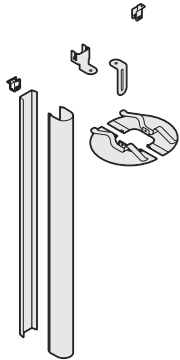
*Tip: Tubes for floor-to-hub and fence beam applications, style numbers **BXTFHH39** and **BYTFHH39**, contain an opening that allows cables to route from vertical post tube to horizontal fence tube.*

**For Hub to Bottom of Fence Beam Applications**

X-Post	<b>BXPTHF11</b>	\$136
Y-Post	<b>BYPTHF11</b>	\$136
:	:	:



## Ceiling Infeed Tubes



Standard Includes	Required to Specify
<ul style="list-style-type: none"> <li>Ceiling infeed: 4799 Platinum paint only</li> <li>Tubes: 6644 Fusion Dark plastic only</li> <li>Trim plates, left and right: 4799 Platinum paint only</li> </ul>	Style number

Specification Information			
• Height	• Type	• Style Number	• Price
87 1/2"	X-Post	<b>BXCIT</b>	\$256
87 1/2"	Y-Post	<b>BYCIT</b>	\$256
:	:	:	:

*Tip: Ceiling infeed tubes must be placed over a post and support a maximum ceiling height of 14'10".*

## Junction Box Connector Brackets

Standard Includes	Required to Specify
<ul style="list-style-type: none"> <li>Carton of ten brackets: plated metal</li> </ul>	Style number

Specification Information		
• Type	• Style Number	• Price
X-Post	<b>BXJBCK</b>	\$58
Y-Post	<b>BYJBCK</b>	\$58
:	:	:



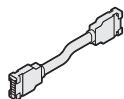
X-Post Bracket



Y-Post Bracket

# Modular Harnesses

SIN 711.1



Tip: Remember to order connectors, which are required to connect two modular harnesses or to connect a modular harness to a hub harness.

▶ Page 210

Standard Includes	Required to Specify
-------------------	---------------------

• Harness

Style number

Specification Information						
---------------------------	--	--	--	--	--	--

Length	Description	Style Number	Price
--------	-------------	--------------	-------

### 4-Circuit, 3+1

12"		<b>GSGUH12X</b>	\$121
22"		<b>GSGUH22X</b>	\$121
28"		<b>GSGUH28X</b>	\$121
32"		<b>GSGUH32X</b>	\$121
38"		<b>GSGUH38X</b>	\$121
44"		<b>GSGUH44X</b>	\$136
50"		<b>GSGUH50X</b>	\$136
54"		<b>GSGUH54X</b>	\$145
64"		<b>GSGUH64X</b>	\$162
76"		<b>GSGUH76X</b>	\$172
88"		<b>GSGUH88X</b>	\$198
100"		<b>GSGUH100X</b>	\$214
120"		<b>GSGUH120X</b>	\$252
144"		<b>GSGUH144X</b>	\$287

#### Harness-to-Harness Connector

**GSGUHCX** \$ 54

#### Modular-to-Hardwire Harnesses

72" Modular/Hardwire **GSGUHHX** \$162

#### In-Line Switch Harnesses

72" Switch **GSGUHSX** \$179

### 4-Circuit, 2+2

12"		<b>GSGUH12Y</b>	\$121
22"		<b>GSGUH22Y</b>	\$121
28"		<b>GSGUH28Y</b>	\$121
32"		<b>GSGUH32Y</b>	\$121
38"		<b>GSGUH38Y</b>	\$121
44"		<b>GSGUH44Y</b>	\$136

### Non-PVC

Length	Style Number	Price
--------	--------------	-------

### 4-Circuit, 3+1

12"	<b>GSGUH12XN</b>	\$131
22"	<b>GSGUH22XN</b>	\$131
28"	<b>GSGUH28XN</b>	\$131
32"	<b>GSGUH32XN</b>	\$131
38"	<b>GSGUH38XN</b>	\$131
44"	<b>GSGUH44XN</b>	\$147
50"	<b>GSGUH50XN</b>	\$147
54"	<b>GSGUH54XN</b>	\$155
64"	<b>GSGUH64XN</b>	\$173
76"	<b>GSGUH76XN</b>	\$182
88"	<b>GSGUH88XN</b>	\$208
100"	<b>GSGUH100XN</b>	\$225
120"	<b>GSGUH120XN</b>	\$263
144"	<b>GSGUH144XN</b>	\$297

#### Harness-to-Harness Connector

N.A.

#### Modular-to-Hardwire Harnesses

N.A.

#### In-Line Switch Harnesses

N.A.

### 4-Circuit, 2+2

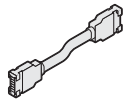
12"	<b>GSGUH12YN</b>	\$131
22"	<b>GSGUH22YN</b>	\$131
28"	<b>GSGUH28YN</b>	\$131
32"	<b>GSGUH32YN</b>	\$131
38"	<b>GSGUH38YN</b>	\$131
44"	<b>GSGUH44YN</b>	\$147

▶ Specification Information, continued on next page



► Specification Information, continued from previous page

**Specification Information**



Length	Description	Style Number	Price
--------	-------------	--------------	-------

**4-Circuit, 2+2, continued**

50"		<b>GSGUH50Y</b>	\$136
54"		<b>GSGUH54Y</b>	\$145
64"		<b>GSGUH64Y</b>	\$162
76"		<b>GSGUH76Y</b>	\$172
88"		<b>GSGUH88Y</b>	\$198
100"		<b>GSGUH100Y</b>	\$214
120"		<b>GSGUH120Y</b>	\$252
144"		<b>GSGUH144Y</b>	\$287

**Harness-to-Harness Connector**

		<b>GSGUHCY</b>	\$ 54
--	--	----------------	-------

**Modular-to-Hardwire Harnesses**

72"	Modular/Hardwire	<b>GSGUHHY</b>	\$162
-----	------------------	----------------	-------

**In-Line Switch Harnesses**

72"	Switch	<b>GSGUHSY</b>	\$179
-----	--------	----------------	-------

**3-Circuit, Separate Neutrals**

12"		<b>GSGUH12Z</b>	\$121
22"		<b>GSGUH22Z</b>	\$121
28"		<b>GSGUH28Z</b>	\$121
32"		<b>GSGUH32Z</b>	\$121
38"		<b>GSGUH38Z</b>	\$121
44"		<b>GSGUH44Z</b>	\$136
50"		<b>GSGUH50Z</b>	\$136
54"		<b>GSGUH54Z</b>	\$145
64"		<b>GSGUH64Z</b>	\$162
76"		<b>GSGUH76Z</b>	\$172
88"		<b>GSGUH88Z</b>	\$198
100"		<b>GSGUH100Z</b>	\$214
120"		<b>GSGUH120Z</b>	\$252
144"		<b>GSGUH144Z</b>	\$287

**Harness-to-Harness Connector**

		<b>GSGUHCZ</b>	\$ 54
--	--	----------------	-------

**Modular-to-Hardwire Harnesses**

72"	Modular/Hardwire	<b>GSGUHHZ</b>	\$162
-----	------------------	----------------	-------

**In-Line Switch Harnesses**

72"	Switch	<b>GSGUHSZ</b>	\$179
-----	--------	----------------	-------

**Non-PVC**

Length	Description	Style Number	Price
--------	-------------	--------------	-------

**4-Circuit, 2+2, continued**

50"		<b>GSGUH50YN</b>	\$147
54"		<b>GSGUH54YN</b>	\$155
64"		<b>GSGUH64YN</b>	\$173
76"		<b>GSGUH76YN</b>	\$182
88"		<b>GSGUH88YN</b>	\$208
100"		<b>GSGUH100YN</b>	\$225
120"		<b>GSGUH120YN</b>	\$263
144"		<b>GSGUH144YN</b>	\$297

**Harness-to-Harness Connector**

N.A.

**Modular-to-Hardwire Harnesses**

N.A.

**In-Line Switch Harnesses**

N.A.

**3-Circuit, Separate Neutrals**

12"		<b>GSGUH12ZN</b>	\$131
22"		<b>GSGUH22ZN</b>	\$131
28"		<b>GSGUH28ZN</b>	\$131
32"		<b>GSGUH32ZN</b>	\$131
38"		<b>GSGUH38ZN</b>	\$131
44"		<b>GSGUH44ZN</b>	\$147
50"		<b>GSGUH50ZN</b>	\$147
54"		<b>GSGUH54ZN</b>	\$155
64"		<b>GSGUH64ZN</b>	\$173
76"		<b>GSGUH76ZN</b>	\$182
88"		<b>GSGUH88ZN</b>	\$208
100"		<b>GSGUH100ZN</b>	\$225
120"		<b>GSGUH120ZN</b>	\$263
144"		<b>GSGUH144ZN</b>	\$297

**Harness-to-Harness Connector**

N.A.

**Modular-to-Hardwire Harnesses**

N.A.

**In-Line Switch Harnesses**

N.A.

# Connectors

SIN 711.1



*Tip: Branching harness-to-harness connectors can be placed in troughs or fence tubes only. They do not fit in vertical post tubes. Regular harness-to-harness connectors fit anywhere.*

Standard Includes	Required to Specify
• Connector: black plastic only	Style number

## Specification Information

Description	Style Number	Price
•	•	•

### 4-Circuit, 3+1

Harness-to-harness	<b>BHHCX</b>	\$46
Branching harness-to-harness	<b>GQTUHCX</b>	\$59
•	•	•

### 4-Circuit, 2+2

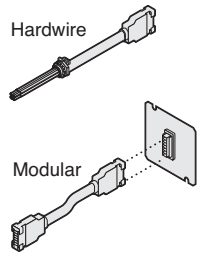
Harness-to-harness	<b>BHHCY</b>	\$46
Branching harness-to-harness	<b>GQTUHCY</b>	\$59
•	•	•

### 3-Circuit, Separate Neutrals

Harness-to-harness	<b>BHHCZ</b>	\$46
Branching harness-to-harness	<b>GQTUHCZ</b>	\$59
•	•	•

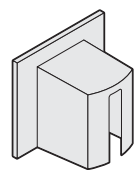
# Multipurpose Power Infeeds

SIN 711.1



Tip: Modular connector receptacle covers a standard 4<sup>9</sup>/<sub>16</sub>" square junction box.

Tip: Municipal building codes vary. Review installation requirements with local inspector prior to installation to ensure all guidelines are met.



Standard Includes	Required to Specify
<ul style="list-style-type: none"> <li>• Junction box fittings for hardwired connection, if selected</li> <li>• Modular connector, if selected</li> <li>• Modular connector receptacle included with modular option</li> <li>• Modular infeed cover, if selected: plastic</li> <li>• Conduit: metal</li> </ul>	<ul style="list-style-type: none"> <li>1 Style number</li> <li>2 Plastic color number for modular infeed cover, if selected</li> </ul> <p>▶ See <i>Surface Materials</i>, page 218.</p>

## Specification Information

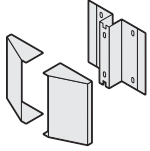
Length and Connection	Style Number	Price	Non-PVC Length and Connection	Style Number	Price
<b>4-Circuit, 3+1</b>			<b>4-Circuit, 3+1</b>		
12' Hardwire	<b>GSGUFMH12X</b>	\$321	12' Hardwire	<b>GSGUFMH12XN</b>	\$332
12' Modular	<b>GSGUFMM12X</b>	\$412	12' Modular	<b>GSGUFMM12XN</b>	\$422
24' Hardwire	<b>GSGUFMH24X</b>	\$466	24' Hardwire	<b>GSGUFMH24XN</b>	\$477
24' Modular	<b>GSGUFMM24X</b>	\$550	24' Modular	<b>GSGUFMM24XN</b>	\$566
<b>4-Circuit, 2+2</b>			<b>4-Circuit, 2+2</b>		
12' Hardwire	<b>GSGUFMH12Y</b>	\$321	12' Hardwire	<b>GSGUFMH12YN</b>	\$332
12' Modular	<b>GSGUFMM12Y</b>	\$412	12' Modular	<b>GSGUFMM12YN</b>	\$422
24' Hardwire	<b>GSGUFMH24Y</b>	\$466	24' Hardwire	<b>GSGUFMH24YN</b>	\$477
24' Modular	<b>GSGUFMM24Y</b>	\$550	24' Modular	<b>GSGUFMM24YN</b>	\$566
<b>3-Circuit, Separate Neutrals</b>			<b>3-Circuit, Separate Neutrals</b>		
12' Hardwire	<b>GSGUFMH12Z</b>	\$321	12' Hardwire	<b>GSGUFMH12ZN</b>	\$332
12' Modular	<b>GSGUFMM12Z</b>	\$412	12' Modular	<b>GSGUFMM12ZN</b>	\$422
24' Hardwire	<b>GSGUFMH24Z</b>	\$466	24' Hardwire	<b>GSGUFMH24ZN</b>	\$477
24' Modular	<b>GSGUFMM24Z</b>	\$550	24' Modular	<b>GSGUFMM24ZN</b>	\$566
<b>Modular Infeed Cover</b>					
N.A.	<b>GSGUFC</b>	\$ 41			

Post and Beam Solutions

# Accessories

SIN 711.1

## Wall Start Kit for Overhead Beam



Tip: Wall start brackets allow for 90° connections only.

Standard Includes		Required to Specify
<ul style="list-style-type: none"> <li>• Wall start cover: 6694 Slate plastic only</li> <li>• Connector plate</li> </ul>		Style number
Specification Information		
• Style Number	• Price	
BWSK	\$200	

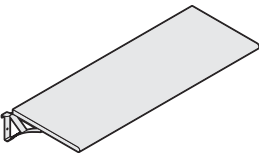
## Wall Start Kit for Trough



Tip: Wall start kit for trough must be used with wall start kit for beam. Troughs are used on overhead beams only and allow for 90° connection to wall only.

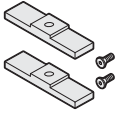
Standard Includes		Required to Specify
<ul style="list-style-type: none"> <li>• Trough grommet: 6694 Slate plastic only</li> <li>• Trough start: 4799 Platinum only</li> </ul>		Style number
Specification Information		
• Style Number	• Price	
BWSTK	\$200	

## Shelves



Standard Includes		Required to Specify		
<ul style="list-style-type: none"> <li>• Shelf: paint</li> <li>• Supports: 4799 Platinum paint only</li> <li>• Attachment hardware</li> </ul>		1 Style number 2 Paint color number for shelf ▶ See <i>Surface Materials</i> , page 218.		
Specification Information				
• Dimensions		• Supports	• Style Number	• Price
D	W			
14"	30"	2	<b>BDS30</b>	\$239
14"	36"	2	<b>BDS36</b>	\$259
14"	42"	3	<b>BDS42</b>	\$310
14"	48"	3	<b>BDS48</b>	\$338

## Screen Attachment Hardware for Post and Beam Fence



Standard Includes	Required to Specify
<ul style="list-style-type: none"> <li>Attachment hardware</li> <li>4799 Platinum</li> </ul>	Style number

### Specification Information

Style Number	Price
<b>DSTNUT</b>	\$23

## Curtain Hooks



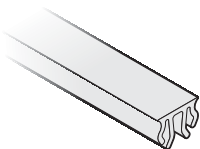
*Tip:* See Instructions To Create a Post and Beam Curtain in Post and Beam Solutions Specification Guide.

Standard Includes	Required to Specify
<ul style="list-style-type: none"> <li>Package of 20 curtain hooks: 6994 Slate plastic only</li> </ul>	Style number

### Specification Information

Style Number	Price
<b>BCH</b>	\$84

## Fence Beam Dust Covers



Standard Includes	Required to Specify
<ul style="list-style-type: none"> <li>Package of 10 10-foot dust covers: 8043 Clear Anodized Aluminum only</li> </ul>	Style number

### Specification Information

Length	Style Number	Price
10'	<b>BPFS10</b>	\$373

# Accessory Supports

SIN 711.1

## Huddleboard Adapter Brackets



Tip: This bracket replaces the standard Huddleboard bracket and attaches to the side of the beam.

Standard Includes	Required to Specify
-------------------	---------------------

- Package of ten adapter brackets: 6643 Fusion Light plastic only

Style number

Related Products
------------------

- Huddleboard

▶ See the *Steelcase Meeting Spaces Specification Guide*.

Specification Information	
---------------------------	--

• Style Number	• Price
----------------	---------

BHAB	\$79
------	------

## Accessory Mounting Hook



Tip: Maximum load per hook is 50 pounds.

Standard Includes	Required to Specify
-------------------	---------------------

- Collar: 6694 Slate plastic only
- Hook: 4799 Platinum paint only

Style number

Specification Information	
---------------------------	--

• Style Number	• Price
----------------	---------

BAMB	\$22
------	------

**Post Top Caps**  
For Use on 95"H Posts

Standard Includes	Required to Specify
<ul style="list-style-type: none"> <li>• Top cap: 6694 Slate plastic only</li> </ul>	Style number

**Specification Information**

Type	Style Number	Price
X-Post	<b>BXPTC</b>	\$22
Y-Post	<b>BYPTC</b>	\$22



X-Post Bracket



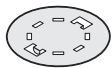
Y-Post Bracket

**Post Base Shims**

Standard Includes	Required to Specify
<ul style="list-style-type: none"> <li>• Package of 20, 1/8"-thick shims: plastic</li> </ul>	Style number

**Specification Information**

Style Number	Price
<b>BPCS</b>	\$121







---

# Surface Materials

**Surface Materials**

**218**

Post and Beam  
Solutions

# Surface Materials

**This listing** includes all the surface material choices that are available for the products in this specification guide.

## Resources

For more information about surface materials, refer to the following resource:

### Surface Materials Binders

- Surface Materials Reference Manual
- A complete set of swatch cards for hard surfaces, vertical surface fabrics, and seating upholstery

## Paint

### Steelcase Surfaces

- Applies to:
- Post base
  - Horizontal overhead beam trough
  - Vertical post tube bracket and transition
  - Ceiling infeed and trim plate
  - Wall start cover for trough
  - Shelf support
  - Accessory mounting bracket hook

4799 Platinum

- Applies to:
- Technology hub base

4752 Steel

- Applies to:
- Shelf

- 4242 Milk Smooth
- 4743 Mineral Metallic
- 4744 Pearl Metallic
- 4751 Bronze Metallic
- 4752 Steel Metallic
- 4788 Gold Dust Metallic
- 7207 Black Textured
- 7225 Sand Textured
- 7230 Basalt Textured
- 7236 Fog Textured
- 7237 Slate Textured
- 7238 Fieldstone Textured
- 7239 Midnight Textured
- 7241 Arctic White Textured
- 7243 Seagull Textured
- 7245 Carbon Metallic

## Plastic

### Steelcase Surfaces

- Applies to:
- Infill end cap
  - Attachment clips for horizontal fence tube and horizontal overhead beam trough
  - Wall start cover for beam
  - Accessory mounting bracket collar
  - Post top cap

6694 Slate

- Applies to:
- Huddleboard adapter bracket

6643 Fusion Light

- Applies to:
- Technology hub cover
  - Horizontal fence tube
  - Overhead corner trough and beam filler trough
  - Vertical post tube
  - Ceiling infeed tube
  - Shelf cable management tray

6644 Fusion Dark

- Applies to:
- Connector
  - Power infeed conduit

Black

## Metal

### Steelcase Surfaces

- Applies to:
- Post and post base extension
  - Beam extrusion
  - Infill base assembly

8043 Clear Anodized Aluminum

- Applies to:
- Hub mount

8044 Black Anodized Aluminum

## Vertical Surface Fabric

### Steelcase Surfaces

- Applies to:
- Infill

5477 Tech White

---

# Resources

---

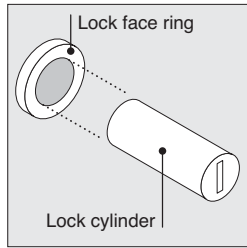
## Resources

Lock and Keying

**220**

# Lock and Keying

**All locking products** are standard with factory-installed, keyed-random locks. Consecutive, specific, and random keying are available as field-installed options.  
*Exceptions: Individual locking drawers are available only with field-installed locks.*



**Locks** consist of a factory- or field-installed lock cylinder and a factory-installed lock face ring.

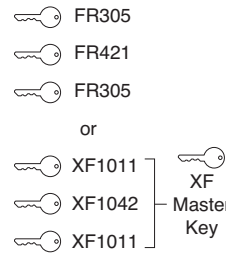
**Two types of locks** are available — the standard keying system (FR series) and the master keying system (XF series). All the locks in the XF series can be opened with a single master key.

## Factory-Installed Keying

**Factory-installed locks** are always key random (standard) or master key random (option). Key random means that the locks will be assigned arbitrarily at the factory with key numbers ranging from FR305 to FR454 (Master keying numbers: XF1001 to XF1150). All locks within a unit will be keyed alike.  
*Tip: Random keying can mean that different furniture*

*units will have the same key number. If you must have all locks keyed differently, you should specify field-installed, key specific or key consecutive lock cylinders.*  
 ▶ See below.

### Key Random



### Required to Specify

<b>Master key random</b>	+\$23	Specify with master key random.
--------------------------	-------	---------------------------------

## Field-Installed Keying

**Field-installed locks** are only available on products that include factory-installed lock mechanisms.

**Specify "plug"** when specifying furniture, and the product will ship with a plastic plug in place of the lock cylinder.

**Front-removable lock cylinders** must be specified separately. You must also order a special lock tool to install or remove lock cylinders in the field.  
*Tip: Lock tools are reusable. You do not need to order additional lock tools with every furniture order.*

**Lock cylinders** will be shipped separately so that you can install the locks when you are ready.

**Three keying choices** are available for field installation—random (standard), specific, and consecutive. All three are also available with master keying, which means that all locks can be opened with a single master key.

**Key random** means that the locks will be assigned arbitrarily at the factory with key numbers ranging from FR305 to FR454 (Master keying numbers: XF1001 to XF1150).  
*Tip: Random keying can mean that different furniture units will have the same key number. If you must have all locks keyed differently, you should specify key specific or key consecutive lock cylinders.*

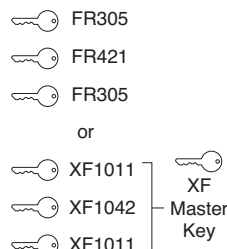
**Key specific** means that you can specify any key number from FR305 to FR454 (Master keying numbers: XF1001 to XF1150). This option can be used to key all the furniture units in a workstation or department the same.  
*Tip: Designate the quantity per key number in your specification.*  
 ▶ See example at right.

**Key consecutive** means that you can specify lock numbers in a consecutive order to ensure that no two locks have the same key number until the key sequence repeats. You must select a beginning key number from FR305 to FR454 (Master keying numbers: XF1001 to XF1150).

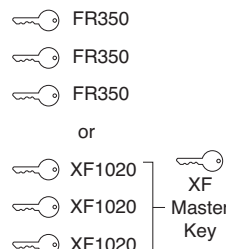
**Example** of a typical lock cylinder specification is shown below:

10	LOCK9201FR FR320
5	LOCK9201FR FR350
15	LOCK9201XF XF1100
<hr/>	
30	Total
<hr/>	
1	877102003SR standard lock tool
1	877102002SR master lock tool

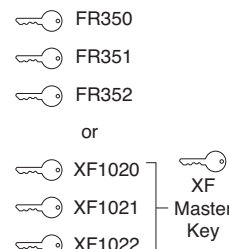
### Key Random



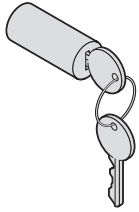
### Key Specific



### Key Consecutive



## Field-Installed Lock Cylinders



Tip: Lock price is included in price of furniture with locks.

Tip: For replacement lock cylinders, refer to Service Parts.

Standard Includes	Required to Specify
-------------------	---------------------

- |  |  |
|--|--|
| <ul style="list-style-type: none"> <li>Lock cylinder, keyed random: 9201 Polished Chrome or 9250 Ember Chrome</li> <li>Two keys</li> </ul> | <ul style="list-style-type: none"> <li>1 Style number</li> <li>2 Options, if selected (see below)</li> </ul> |
|--|--|

Options	Price	Required to Specify
---------	-------	---------------------

<b>Key specific</b>	No cost	Select key number from FR305–FR454.
<b>Key consecutive</b>	No cost	Specify <i>key consecutive</i> and must select beginning key number from FR305–FR454.
<b>Master key random</b>	+\$23 each	Specify <i>master key random</i> .
<b>Master key specific</b>	+\$23 each	Specify key number from XF1001–XF1150.
<b>Master key consecutive</b>	+\$23 each	Specify <i>master key consecutive</i> and must select beginning key number from XF1001–XF1150.

### Specification Information

Color	Style Number	Base Price
-------	--------------	------------

### FR Series (Standard Keying System) – Lock Cylinder

Polished Chrome	<b>LOCK9201FR</b>	No cost
Ember Chrome	<b>LOCK9250FR</b>	No cost

### Standard Lock Tool

	<b>877102003SR</b>	\$23
--	--------------------	------

### XF Series (Master Keying System) – Lock Cylinder

Polished Chrome	<b>LOCK9201XF</b>	No additional cost. Price is included in price of furniture with master-keyed locks.
Ember Chrome	<b>LOCK9250XF</b>	No additional cost. Price is included in price of furniture with master-keyed locks.

### Master Lock Tool

	<b>877102002SR</b>	\$23
--	--------------------	------

Tip: You can change lock cylinders in the field by using the appropriate lock tool.



---

# Integrated Technologies



**Statement of Line** **224**



**Specifying**

media:scape (SIN 711.11/711.16) **231**

RoomWizard II (SIN 711.99) **275**



**Surface Materials** **279**

Integrated  
Technologies

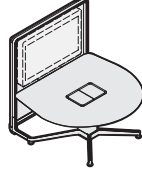
# Statement of Line

media:scape Table

## Lounge-Height Tables



**Small D-Shaped Lounge-Height Table with Attached Totem**  
Specifying  
▶ Page 232

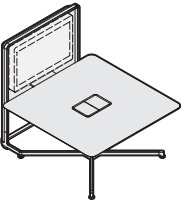


**Pear-Shaped Lounge-Height Table with Attached Totem**  
Specifying  
▶ Page 232

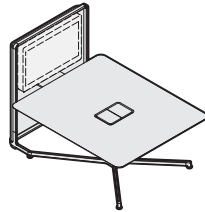


**Round Lounge-Height Table**  
Specifying  
▶ Page 232

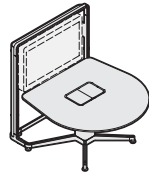
## Desk-Height Tables




**Square Desk-Height Table with Attached Totem**  
Specifying  
▶ Page 234



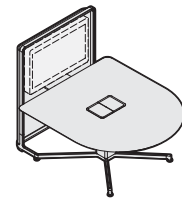
**Rectangular Desk-Height Table with Attached Totem**  
Specifying  
▶ Page 234



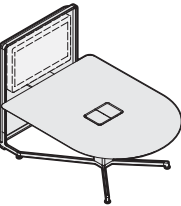
**Pear-Shaped Desk-Height Table with Attached Totem**  
Specifying  
▶ Page 234



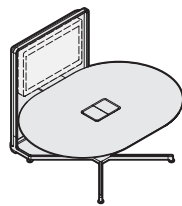
**Small D-Shaped Desk-Height Table with Attached Totem**  
Specifying  
▶ Page 234



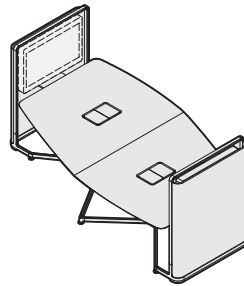
**Medium D-Shaped Desk-Height Table with Attached Totem**  
Specifying  
▶ Page 234



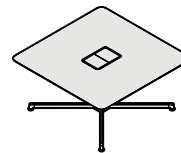
**Large D-Shaped Desk-Height Table with Attached Totem**  
Specifying  
▶ Page 234



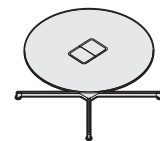
**Capsule Desk-Height Table with Attached Totem**  
Specifying  
▶ Page 234



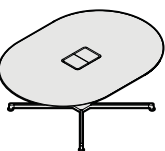
**Offset Desk-Height Table with Attached Totems**  
Specifying  
▶ Page 234



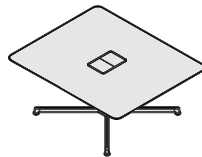
**Square Desk-Height Table**  
Specifying  
▶ Page 234



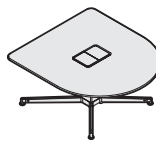
**Round Desk-Height Table**  
Specifying  
▶ Page 234



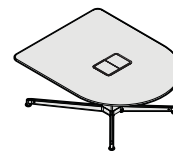
**Capsule Desk-Height Table**  
Specifying  
▶ Page 234



**Rectangular Desk-Height Table**  
Specifying  
▶ Page 234



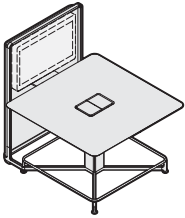
**Medium D-Shaped Desk-Height Table**  
Specifying  
▶ Page 234



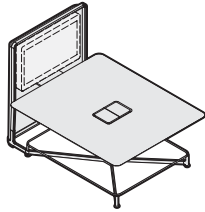
**Large D-Shaped Desk-Height Table**  
Specifying  
▶ Page 234



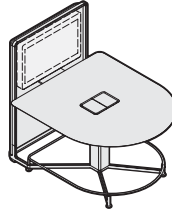
## Stool-Height Tables



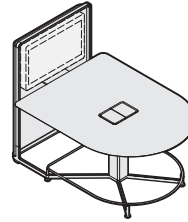
**Square Stool-Height Table with Attached Totem**  
 Specifying  
 ▶ Page 238



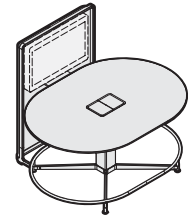
**Rectangular Stool-Height Table with Attached Totem**  
 Specifying  
 ▶ Page 238



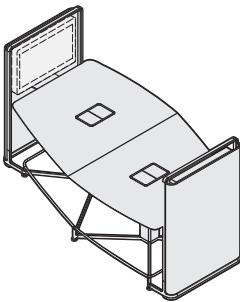
**Medium D-Shaped Stool-Height Table with Attached Totem**  
 Specifying  
 ▶ Page 238



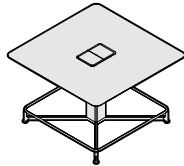
**Large D-Shaped Stool-Height Table with Attached Totem**  
 Specifying  
 ▶ Page 238



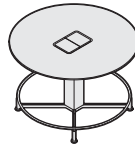
**Capsule Stool-Height Table with Attached Totem**  
 Specifying  
 ▶ Page 238



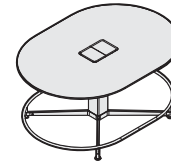
**Offset Stool-Height Table with Attached Totem**  
 Specifying  
 ▶ Page 238



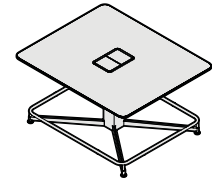
**Square Stool-Height Table**  
 Specifying  
 ▶ Page 238



**Round Stool-Height Table**  
 Specifying  
 ▶ Page 238



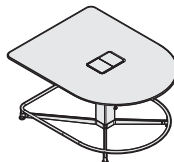
**Capsule Stool-Height Table**  
 Specifying  
 ▶ Page 238



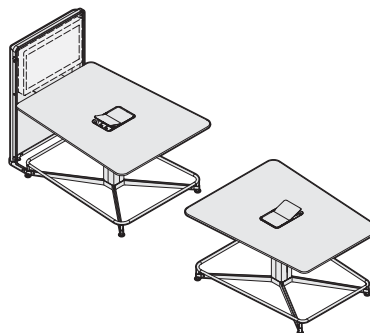
**Rectangular Stool-Height Table**  
 Specifying  
 ▶ Page 238



**Medium D-Shaped Stool-Height Table**  
 Specifying  
 ▶ Page 238

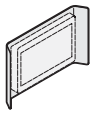


**Large D-Shaped Stool-Height Table**  
 Specifying  
 ▶ Page 238

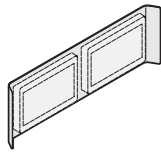


**TeamStudio Table**  
 Specifying  
 ▶ Page 242

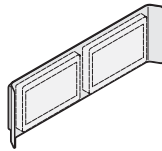
Statement of Line media:scape, continued



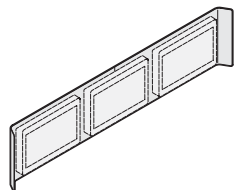
**Wall-Mounted Single Monitor Shroud**



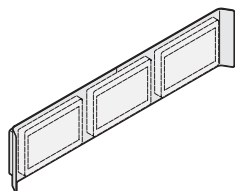
**Wall-Mounted Dual Monitor Shroud**



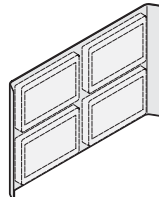
**Wall-Mounted Dual Monitor Shroud with CODEC Case**



**Wall-Mounted Triple Monitor Shroud**



**Wall-Mounted Triple Monitor Shroud with CODEC Case**



**Wall-Mounted Quad Monitor Shroud**

Specifying  
▶ Page 246

**Wall-Mounted Shrouds**

	32"	42"	46"	55"	65"
Single Monitor Shroud	●	●	●	●	●
Dual Monitor Shroud	●	●	●	●	●
Dual Monitor Shroud with CODEC Case		●	●		
Triple Monitor Shroud	●	●	●	●	●
Triple Monitor Shroud with CODEC Case		●	●		
Quad Monitor Shroud	●	●			

**Camera Ledges**

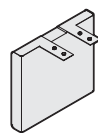


**Shroud-Mounted Camera Ledge**  
Specifying  
▶ Page 248

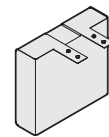


**Totem-Mounted Camera Ledge**  
Specifying  
▶ Page 248

**CODEC Cases**

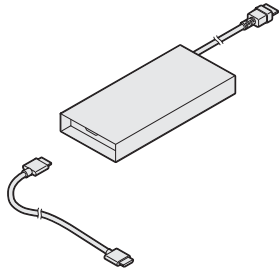


**2 1/2" CODEC Case**  
Specifying  
▶ Page 248

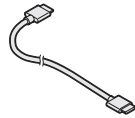


**5 1/2" CODEC Case**  
Specifying  
▶ Page 248

## Electronics

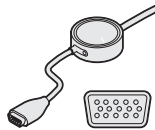


**Scaler**  
Specifying  
▶ Page 249

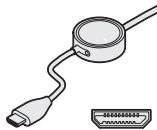


**HDMI Cables**  
Specifying  
▶ Page 249

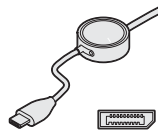
## media:scape PUCKs



**VGA**  
Specifying  
▶ Page 250



**HDMI**  
Specifying  
▶ Page 250

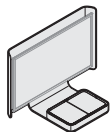


**DisplayPort**  
Specifying  
▶ Page 250

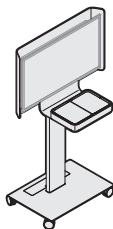


**mini DisplayPort**  
Specifying  
▶ Page 250

## mini and mobile



**mini**  
Specifying  
▶ Page 252



**mobile**  
Specifying  
▶ Page 253

## ScapeSeries Tables



**Desk-Height**  
Specifying  
▶ Page 255



**Stool-Height**  
Specifying  
▶ Page 255

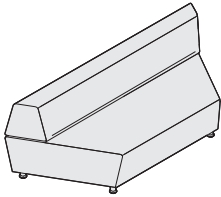


**Power and Data Strip**  
Specifying  
▶ Page 256

# Statement of Line

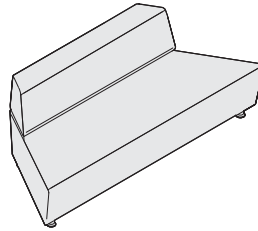
media:scape Lounge

## Straight Lounge



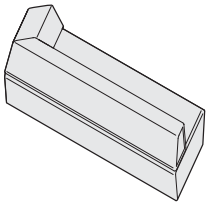
Specifying  
▶ Page 258

## Straight Inverted Lounge

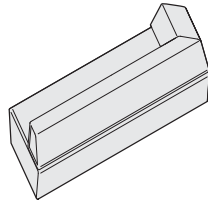


Specifying  
▶ Page 262

## Corner Lounge

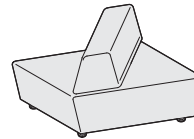


**Left Corner**  
Specifying  
▶ Page 264

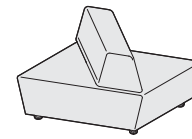


**Right Corner**  
Specifying  
▶ Page 264

## Reverse Lounge

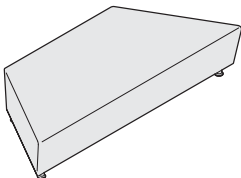


**Reverse Left**  
Specifying  
▶ Page 268



**Reverse Right**  
Specifying  
▶ Page 268

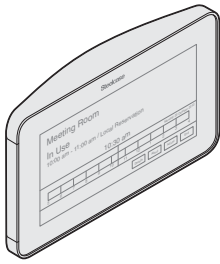
## Backless Lounge



Specifying  
▶ Page 272

# Statement of Line

## RoomWizard II



### RoomWizard II Room Scheduling System

▶ Page 276



---

# Specifying media:scape

► For more detailed product information, see the *Integrated Technologies Specification Guide* or consult your Steelcase dealer.

## Product Information

### media:scape Tables

Lounge-Height Tables (SIN 711.11)	232
Desk-Height Tables (SIN 711.11)	234
Stool-Height Tables (SIN 711.11)	238
Cable Track for media:scape TeamStudio (SIN 711.11)	243
Seismic Anchor Brackets (SIN 711.11)	244
Wall-Mounted Shrouds (SIN 711.11)	246
Video Conferencing Components (SIN 711.11)	248
Electronics (SIN 711.11)	249
media:scape PUCKs (SIN 711.11)	250
media:scape Analog PUCKs (SIN 711.11)	251

### media:scape mini and mobile

media:scape mini (SIN 711.11)	252
media:scape mobile (SIN 711.11)	253
HDVC Kit (SIN 711.11)	254

### ScapeSeries Tables

ScapeSeries Tables (SIN 711.11)	255
Power and Data Strip (SIN 711.11)	256

### media:scape Lounge

Straight Lounge (SIN 711.16)	258
Straight Inverted Lounge (SIN 711.16)	262
Corner Lounge (SIN 711.16)	264
Reverse Lounge (SIN 711.16)	268
Backless Lounge (SIN 711.16)	272

# Lounge-Height Tables

SIN 711.11



Standard Includes	Required to Specify
-------------------	---------------------

- Table: High-Pressure Laminate surface with 3 mm plastic edge on all sides
- Base with legs
- 4 PUCKs
- 1 scaler
- Totem with single monitor bracket, if specified
- Infill: painted aluminum, if totem is specified
- Steelcase maintenance services (1 year)

- 1 Style number
  - 2 Laminate color number for surface
  - 3 Plastic color number for edges on laminate surface
  - 4 Paint color for column, table base, feet, and totem frame (if specified):  
4140 Arctic White Gloss  
4799 Platinum Metallic  
4803 Near Black Metallic
  - 5 Paint color number for infill
  - 6 Maintenance services (see below under Required Selections)
  - 7 Options, if selected (see below)
- ▶ See *Surface Materials*, page 279.

*Tip: Steelcase maintenance services (1 year) are reflected in the base price of the product.*

Maintenance Services	Required Selections	Price	Required to Specify
----------------------	---------------------	-------	---------------------

<b>Maintenance Services</b>	• Steelcase maintenance services (1 year)	\$1650 Included in Base Price	Specify with <i>Steelcase maintenance services (1 year)</i> .
-----------------------------	---	----------------------------------	---

Surface Materials	Options	Price	Required to Specify
-------------------	---------	-------	---------------------

<b>Surface Materials</b>	<b>High-Pressure Laminate tables</b>		
	• Open Line laminate	+\$ 64 plus cost of laminate	▶ See <i>Surface Materials Reference Manual</i> .
	<b>Wood veneer tables</b>		
	• Wood veneer surface with wood veneer edges (3 mm edge profile)	Prices at right	Specify with <i>wood veneer</i> and indicate wood color number.
	• Premium wood 2 veneer surface with wood veneer edges (3 mm edge profile)	Prices at right	Specify Premium wood 2 finish number.
	• Premium wood 3 veneer surface with wood veneer edges (3 mm edge profile)	Prices at right	Specify Premium wood 3 finish number.
	• Customiz stain	No cost	Specify with <i>Customiz stain</i> . ▶ See <i>Surface Materials Reference Manual</i> .
	• Full-fill finish	Prices at right	Specify full-fill finish number.
	<b>Painted aluminum infill</b>		
	• Price group 1	No cost	Specify with <i>painted aluminum infill</i> .
	• Price group 2	+\$ 31	Specify with <i>painted aluminum infill</i> .
	• Price group 3	+\$ 104	Specify with <i>painted aluminum infill</i> .

*Tip: For each additional display, order one additional scaler and HDMI cable. Note: In totem application with dual monitor shroud, two scalers are already included.*

<b>Dual Monitor Shroud</b>	<b>Available on attached totem style numbers</b>		
	• For dual monitor, two scalers and shroud	+\$1914	Specify with <i>two scalers and shroud</i> .

<b>Totem Canopy</b>	• Totem Canopy	+\$ 832	Specify with <i>totem canopy</i> .
---------------------	----------------	---------	------------------------------------

▶ See page 249

▶ **Options, continued on next page**

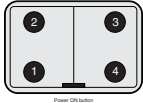
*Tip: Monitors are not included. Monitors should be multi-sync, with a horizontal frequency range of 31-80 kHz, a vertical frequency of 55-80 kHz, and a detachable C13/C14 cord.*

▶ For further information, go to [steelcase.com](http://steelcase.com) and search for *media:scape*.



► Options, continued from previous page

Tip: When specifying mixed PUCKs, please use the image below as a guide:



Options	Price	Required to Specify
<b>PUCKs</b>	<b>ALL PUCKs same type – 4 PUCKs</b>	
• VGA	No cost	Specify with VGA PUCKs.
• HDMI	No cost	Specify with HDMI PUCKs.
• DisplayPort	No cost	Specify with DisplayPort PUCKs.
• Mini DisplayPort	No cost	Specify with Mini DisplayPort PUCKs.
	<b>Mixed PUCK types</b>	
• PUCK 1		
- VGA	No cost	Specify with VGA PUCK.
- HDMI	No cost	Specify with HDMI PUCK.
- DisplayPort	No cost	Specify with DisplayPort PUCK.
- Mini DisplayPort	No cost	Specify with Mini DisplayPort PUCK.
• PUCK 2		
- VGA	No cost	Specify with VGA PUCK.
- HDMI	No cost	Specify with HDMI PUCK.
- DisplayPort	No cost	Specify with DisplayPort PUCK.
- Mini DisplayPort	No cost	Specify with Mini DisplayPort PUCK.
• PUCK 3		
- VGA	No cost	Specify with VGA PUCK.
- HDMI	No cost	Specify with HDMI PUCK.
- DisplayPort	No cost	Specify with DisplayPort PUCK.
- Mini DisplayPort	No cost	Specify with Mini DisplayPort PUCK.
• PUCK 4		
- VGA	No cost	Specify with VGA PUCK.
- HDMI	No cost	Specify with HDMI PUCK.
- DisplayPort	No cost	Specify with DisplayPort PUCK.
- Mini DisplayPort	No cost	Specify with Mini DisplayPort PUCK.

Specification Information

Dimensions			Style	Base	Options
D	W	H	Number	Price (with Maint. Services)	(Add \$ to Base Price)
					Wood Veneer
					<b>Premium Wood</b>
					Wood 2
					Wood 3
					Full-Fill Finish

**Small D-Shaped Lounge-Height Table with Attached Totem (3-5 people)**

51"	48"	23"	53"	<b>MT02LS4848T</b>	\$23,044	+\$375	+\$161	+\$322	+\$64
-----	-----	-----	-----	--------------------	----------	--------	--------	--------	-------



**Pear-Shaped Lounge-Height Table with Attached Totem (4-6 people)**

54"	54"	23"	53"	<b>MT02LP4854T</b>	\$23,382	+\$375	+\$224	+\$447	+\$89
-----	-----	-----	-----	--------------------	----------	--------	--------	--------	-------



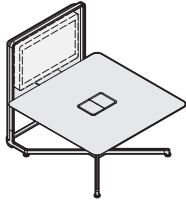
**Round Lounge-Height Table (4-6 people)**

54"	54"	23"	N.A.	<b>MT02LR54</b>	\$19,444	+\$375	+\$161	+\$322	+\$64
-----	-----	-----	------	-----------------	----------	--------	--------	--------	-------



# Desk-Height Tables

SIN 711.11



Tip: When integrating with an HD videoconferencing CODEC, order one additional scaler and an HDMI cable.

Tip: Steelcase maintenance services (1 year) are reflected in the base price of the product.

Standard Includes	Required to Specify
<ul style="list-style-type: none"> <li>Table: High-Pressure Laminate surface with 3 mm plastic edge on all sides</li> <li>Base with legs</li> <li>PUCKs                             <ul style="list-style-type: none"> <li>- 6 PUCKs standard</li> <li>- 4 PUCKs for small D and pear-shaped tables</li> <li>- 8 PUCKs for offset table</li> </ul> </li> <li>1 scaler (2 scalers for offset table)</li> <li>Totem with single monitor bracket, if specified</li> <li>Infill: painted aluminum, if totem specified</li> <li>Steelcase maintenance services (1 year)</li> </ul>	<ol style="list-style-type: none"> <li>Style number</li> <li>Laminate color number for surface</li> <li>Plastic color number for edges on laminate surface</li> <li>Paint color for column, table base, feet, and totem frame (if specified):                             <ul style="list-style-type: none"> <li>4140 Arctic White Gloss</li> <li>4799 Platinum Metallic</li> <li>4803 Near Black Metallic</li> </ul> </li> <li>Paint color number for infill</li> <li>Maintenance services (see below under Required Selections)</li> <li>Options, if selected (see below)                             <ul style="list-style-type: none"> <li>▶ See <i>Surface Materials</i>, page 279.</li> </ul> </li> </ol>

Maintenance Services	Required Selections	Price	Required to Specify
	<ul style="list-style-type: none"> <li>Steelcase maintenance services (1 year)</li> </ul>	\$1650 Included in Base Price	Specify with <i>Steelcase maintenance services (1 year)</i> .

Surface Materials	Options	Price	Required to Specify
	<b>High-Pressure Laminate tables</b> <ul style="list-style-type: none"> <li>Open Line laminate</li> </ul>	+\$ 64 plus cost of laminate	▶ See <i>Surface Materials Reference Manual</i> .
	<b>Wood veneer tables</b> <ul style="list-style-type: none"> <li>Wood veneer surface with wood veneer edges (3 mm edge profile)</li> <li>Premium wood 2 veneer surface with wood veneer edges (3 mm edge profile)</li> <li>Premium wood 3 veneer surface with wood veneer edges (3 mm edge profile)</li> <li>Customiz stain</li> </ul>	Prices at right	Specify with <i>wood veneer</i> and indicate wood color number.  Specify Premium wood 2 finish number.  Specify Premium wood 3 finish number.
	<ul style="list-style-type: none"> <li>Full-fill finish</li> </ul>	No cost  Prices at right	Specify with <i>Customiz stain</i> . ▶ See <i>Surface Materials Reference Manual</i> . Specify full-fill finish number.
	<b>Painted aluminum infill</b> <ul style="list-style-type: none"> <li>Price group 1</li> <li>Price group 2</li> <li>Price group 3</li> </ul>	No cost +\$ 36 +\$ 114	Specify with <i>painted aluminum infill</i> . Specify with <i>painted aluminum infill</i> . Specify with <i>painted aluminum infill</i> .

Tip: For each additional display, order one additional scaler and HDMI cable.  
 Note: In totem application with dual monitor shroud, two scalers are already included.  
 ▶ See page 249

Dual Monitor Shroud	Available on attached totem style numbers (except offset table)	Price	Required to Specify
	<ul style="list-style-type: none"> <li>For dual monitor, two scalers and shroud</li> </ul>	+\$1914	Specify with <i>two scalers and shroud</i> .
	<b>Available on offset style numbers</b> <ul style="list-style-type: none"> <li>For dual monitor, four scalers (two monitors on each totem) and two shrouds</li> </ul>	+\$4392	Specify with <i>four scalers and two shrouds</i> .

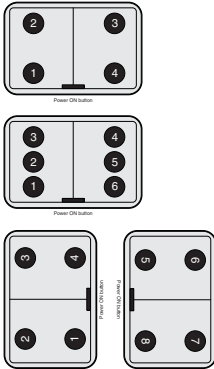
Tip: Monitors are not included. Monitors should be multi-sync, with a horizontal frequency range of 31-80 kHz, a vertical frequency of 55-80 kHz, and a detachable C13/C14 cord.  
 ▶ For further information, go to [steelcase.com](http://steelcase.com) and search for *media:scape*.

Totem Canopy	Available on attached totem style numbers (except offset table)	Price	Required to Specify
	<ul style="list-style-type: none"> <li>Totem Canopy</li> </ul>	+\$ 832	Specify with <i>totem canopy</i> .
	<b>Available on offset style numbers</b> <ul style="list-style-type: none"> <li>Totem Canopies</li> </ul>	+\$1664	Specify with <i>totem canopy</i> .
	<b>PUCKs</b> <ul style="list-style-type: none"> <li>VGA</li> <li>HDMI</li> <li>DisplayPort</li> <li>Mini DisplayPort</li> </ul>	No cost No cost No cost No cost	Specify with <i>VGA PUCKs</i> . Specify with <i>HDMI PUCKs</i> . Specify with <i>DisplayPort PUCKs</i> . Specify with <i>Mini DisplayPort PUCKs</i> .

▶ Options, continued on next page

► Options, continued from previous page

Tip: When specifying mixed PUCKs, please use the images below as a guide:



Options	Price	Required to Specify
<b>PUCKs</b>	<b>Mixed PUCK types (continued)</b>	
• PUCK 1	- VGA No cost	Specify with VGA PUCK.
	- HDMI No cost	Specify with HDMI PUCK.
	- DisplayPort No cost	Specify with DisplayPort PUCK.
	- Mini DisplayPort No cost	Specify with Mini DisplayPort
• PUCK 2	- VGA No cost	Specify with VGA PUCK.
	- HDMI No cost	Specify with HDMI PUCK.
	- DisplayPort No cost	Specify with DisplayPort PUCK.
	- Mini DisplayPort No cost	Specify with Mini DisplayPort PUCK
• PUCK 3	- VGA No cost	Specify with VGA PUCK.
	- HDMI No cost	Specify with HDMI PUCK.
	- DisplayPort No cost	Specify with DisplayPort PUCK.
	- Mini DisplayPort No cost	Specify with Mini DisplayPort PUCK.
• PUCK 4	- VGA No cost	Specify with VGA PUCK.
	- HDMI No cost	Specify with HDMI PUCK.
	- DisplayPort No cost	Specify with DisplayPort PUCK.
	- Mini DisplayPort No cost	Specify with Mini DisplayPort PUCK
• PUCK 5	- VGA No cost	Specify with VGA PUCK.
	- HDMI No cost	Specify with HDMI PUCK.
	- DisplayPort No cost	Specify with DisplayPort PUCK.
	- Mini DisplayPort No cost	Specify with Mini DisplayPort PUCK.
• PUCK 6	- VGA No cost	Specify with VGA PUCK.
	- HDMI No cost	Specify with HDMI PUCK.
	- DisplayPort No cost	Specify with DisplayPort PUCK.
	- Mini DisplayPort No cost	Specify with Mini DisplayPort PUCK
• PUCK 7	- VGA No cost	Specify with VGA PUCK.
	- HDMI No cost	Specify with HDMI PUCK.
	- DisplayPort No cost	Specify with DisplayPort PUCK.
	- Mini DisplayPort No cost	Specify with Mini DisplayPort PUCK.
• PUCK 8	- VGA No cost	Specify with VGA PUCK.
	- HDMI No cost	Specify with HDMI PUCK.
	- DisplayPort No cost	Specify with DisplayPort PUCK.
	- Mini DisplayPort No cost	Specify with Mini DisplayPort PUCK

Specification Information

Dimensions			Style	Base	Options
D	W	H	Number	Price	(Add \$ to
			Totem	(with	Base Price)
			Height	Maint.	
				Services)	Wood
					Veneer
					Premium Wood
					Wood 2
					Wood 3
					Full-Fill
					Finish

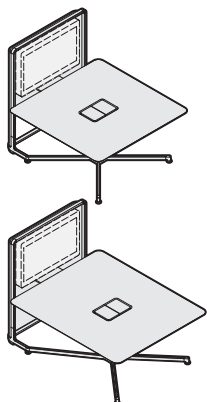
Square Desk-Height Table with Attached Totem (4 - 6 people)

60"	60"	29"	59"	<b>MT02DS6060T</b>	\$23,494	+\$536	+\$224	+\$ 447	+\$ 89
-----	-----	-----	-----	--------------------	----------	--------	--------	---------	--------

Rectangular Desk-Height Table with Attached Totem (4 - 6 people)

72"	60"	29"	59"	<b>MT02DR7260T</b>	\$23,720	+\$618	+\$968	+\$1318	+\$140
-----	-----	-----	-----	--------------------	----------	--------	--------	---------	--------

► Specification Information, continued on next page




Desk-Height Tables, continued

SIN 711.11

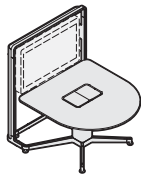
► Specification Information, continued from previous page

Specification Information									
Dimensions				Totem Height	Style Number	Base Price (with Maint. Services)	Options (Add \$ to Base Price)		
D	W	H					Wood Veneer	Premium Wood	Wood 2



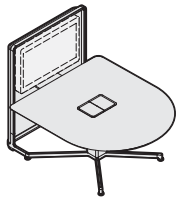
**Pear-Shaped Desk-Height Table with Attached Totem (4 people)**

54"	54"	29"	59"	<b>MT02DP4854T</b>	\$23,382	+\$ 361	+\$576	+\$ 791	+\$ 86
-----	-----	-----	-----	--------------------	----------	---------	--------	---------	--------



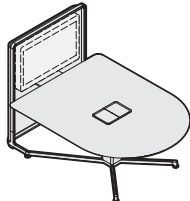
**Small D-Shaped Desk-Height Table with Attached Totem (4 people)**

51"	48"	29"	59"	<b>MT02DSD4848T</b>	\$23,044	+\$ 375	+\$161	+\$ 322	+\$ 64
-----	-----	-----	-----	---------------------	----------	---------	--------	---------	--------



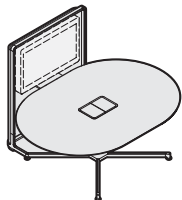
**Medium D-Shaped Desk-Height Table with Attached Totem (4 - 6 people)**

66"	60"	29"	59"	<b>MT02DM6660T</b>	\$23,494	+\$ 536	+\$364	+\$ 728	+\$146
-----	-----	-----	-----	--------------------	----------	---------	--------	---------	--------



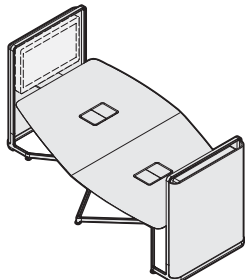
**Large D-Shaped Desk-Height Table with Attached Totem (5 - 7 people)**

78"	60"	29"	59"	<b>MT02DL7860T</b>	\$23,720	+\$ 643	+\$364	+\$ 728	+\$146
-----	-----	-----	-----	--------------------	----------	---------	--------	---------	--------



**Capsule Desk-Height Table with Attached Totem (4 - 6 people)**

60"	84"	29"	59"	<b>MT02DC6084T</b>	\$24,057	+\$ 643	+\$473	+\$ 946	+\$189
-----	-----	-----	-----	--------------------	----------	---------	--------	---------	--------



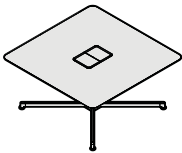
**Offset Desk-Height Table with Attached Totems (8 people)**

120"	80"	29"	54"	<b>MT02DF12076T</b>	\$39,587	+\$1340	+\$749	+\$1498	+\$300
------	-----	-----	-----	---------------------	----------	---------	--------	---------	--------

► Specification Information, continued on next page

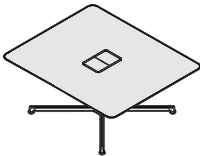
► Specification Information, continued from previous page

Specification Information									
Dimensions			Totem Height	Style Number	Base Price (with Maint. Services)	Options (Add \$ to Base Price)			
D	W	H				Wood Veneer	Premium Wood	Wood 2	Wood 3



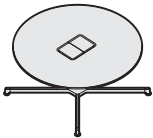
**Square Desk-Height Table (6 - 8 people)**

60"	60"	29"	N.A.	<b>MT02DS6060</b>	\$20,119	+\$536	+\$224	+\$447	+\$ 89
-----	-----	-----	------	-------------------	----------	--------	--------	--------	--------



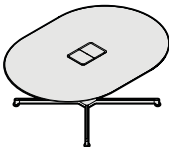
**Rectangular Desk-Height Table (6 - 8 people)**

72"	60"	29"	N.A.	<b>MT02DR7260</b>	\$20,343	+\$643	+\$364	+\$728	+\$146
-----	-----	-----	------	-------------------	----------	--------	--------	--------	--------



**Round Desk-Height Table (4 - 6 people)**

60"	60"	29"	N.A.	<b>MT02DR60</b>	\$20,343	+\$536	+\$224	+\$448	+\$ 89
-----	-----	-----	------	-----------------	----------	--------	--------	--------	--------



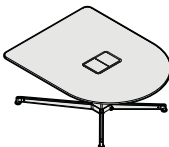
**Capsule Desk-Height Table (6 - 8 people)**

60"	84"	29"	N.A.	<b>MT02DC6084</b>	\$20,681	+\$643	+\$473	+\$946	+\$189
-----	-----	-----	------	-------------------	----------	--------	--------	--------	--------



**Medium D-Shaped Desk-Height Table (4 - 6 people)**

66"	60"	29"	N.A.	<b>MT02DM6660</b>	\$20,119	+\$536	+\$364	+\$728	+\$146
-----	-----	-----	------	-------------------	----------	--------	--------	--------	--------



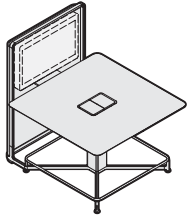
**Large D-Shaped Desk-Height Table (5 - 7 people)**

78"	60"	29"	N.A.	<b>MT02DL7860</b>	\$20,343	+\$643	+\$364	+\$728	+\$146
-----	-----	-----	------	-------------------	----------	--------	--------	--------	--------

Integrated Technologies

# Stool-Height Tables

SIN 711.11



Tip: When integrating with an HD videoconferencing CODEC, order one additional scaler with an HDMI cable.

Tip: Steelcase maintenance services (1 year) are reflected in the base price of the product.

Tip: For each additional display, order one additional scaler and HDMI cable. Note: In totem application with dual monitor shroud, two scalers are already included. ▶ See page 249

Tip: Monitors are not included. Monitors should be multi-sync, with a horizontal frequency range of 31-80 kHz, a vertical frequency of 55-80 kHz, and a detachable C13/C14 cord. ▶ For further information, go to [steelcase.com](http://steelcase.com) and search for [media:scape](http://media:scape).

Standard Includes	Required to Specify
<ul style="list-style-type: none"> <li>Table: High-Pressure Laminate surface with 3 mm plastic edge on all sides</li> <li>Base with legs</li> <li>6 PUCKs for all tables except offset table which is standard with 8 PUCKs</li> <li>1 scaler (2 scalers for offset table and TeamStudio with dual totems)</li> <li>Totem with single monitor bracket, if specified</li> <li>Infill: painted aluminum, if totem specified</li> <li>Steelcase maintenance services (1 year)</li> </ul>	<ol style="list-style-type: none"> <li>Style number</li> <li>Laminate color number for surface</li> <li>Plastic color number for edges on laminate surface</li> <li>Paint color for column, table base, feet, and totem frame (if specified): 4140 Arctic White Gloss 4799 Platinum Metallic 4803 Near Black Metallic</li> <li>Paint color number for infill</li> <li>Maintenance services (see below under Required Selections)</li> <li>Options, if selected (see below)</li> </ol> <p>▶ See <i>Surface Materials</i>, page 279.</p>

Required Selections	Price	Required to Specify
<b>Maintenance Services</b>	<ul style="list-style-type: none"> <li>Steelcase maintenance services (1 year)</li> </ul>	<p>\$1650 Included in Base Price</p> <p>Specify with <i>Steelcase maintenance services (1 year)</i>.</p>

Options	Price	Required to Specify
<b>Surface Materials</b>	<p><b>High-Pressure Laminate tables</b></p> <ul style="list-style-type: none"> <li>Open Line laminate</li> </ul>	<p>+\$ 64 plus cost of laminate</p> <p>▶ See <i>Surface Materials Reference Manual</i>.</p>
	<p><b>Wood veneer tables</b></p> <ul style="list-style-type: none"> <li>Wood veneer surface with wood veneer edges (3 mm edge profile)</li> <li>Premium wood 2 veneer surface with wood veneer edges (3 mm edge profile)</li> <li>Premium wood 3 veneer surface with wood veneer edges (3 mm edge profile)</li> <li>Customiz stain</li> </ul>	<p>Prices at right</p> <p>Specify with <i>wood veneer</i> and indicate wood color number.</p> <p>Prices at right</p> <p>Specify Premium wood 2 finish number.</p> <p>Prices at right</p> <p>Specify Premium wood 3 finish number.</p> <p>No cost</p> <p>Specify with <i>Customiz stain</i>.</p> <p>▶ See <i>Surface Materials Reference Manual</i>. Specify full-fill finish number.</p>
	<p><b>Painted aluminum infill</b></p> <ul style="list-style-type: none"> <li>Price group 1</li> <li>Price group 2</li> <li>Price group 3</li> </ul>	<p>No cost</p> <p>+\$ 42</p> <p>+\$ 125</p> <p>Specify with <i>painted aluminum infill</i>. Specify with <i>painted aluminum infill</i>. Specify with <i>painted aluminum infill</i>.</p>

<b>Dual Monitor Shroud</b>	<p><b>Available on attached totem style numbers (except offset table) and TeamStudio with single and dual totems</b></p> <ul style="list-style-type: none"> <li>For dual monitor, two scalers and shroud</li> </ul>	<p>+\$1914</p> <p>Specify with <i>two scalers and shroud</i>.</p>
----------------------------	---	---

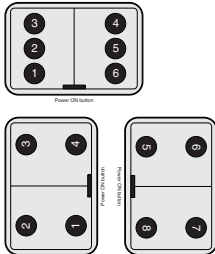
	<p><b>Available on offset style numbers</b></p> <ul style="list-style-type: none"> <li>For dual monitor, four scalers (two monitors on each totem) and two shrouds</li> </ul>	<p>+\$4392</p> <p>Specify with <i>four scalers and two shrouds</i>.</p>
--	---	---

<b>Totem Canopy</b>	<p><b>Available on attached totem style numbers (except offset table) and TeamStudio table with attached single totem</b></p> <ul style="list-style-type: none"> <li>Totem Canopy</li> </ul>	<p>+\$ 832</p> <p>Specify with <i>totem canopy</i>.</p>
	<p><b>Available on offset style numbers and TeamStudio table with attached dual totems</b></p> <ul style="list-style-type: none"> <li>Totem Canopies</li> </ul>	<p>+\$1664</p> <p>Specify with <i>totem canopy</i>.</p>

▶ Options, continued on next page

► Options, continued from previous page

Tip: When specifying mixed PUCKs, please use the images below as guides:



Options	Price	Required to Specify
<b>PUCKs</b>	<b>ALL PUCKs same type – 6 PUCKs or 8 PUCKs</b>	
• VGA	No cost	Specify with <i>VGA PUCKs</i> .
• HDMI	No cost	Specify with <i>HDMI PUCKs</i> .
• DisplayPort	No cost	Specify with <i>DisplayPort PUCKs</i> .
• Mini DisplayPort	No cost	Specify with <i>Mini DisplayPort PUCKs</i> .
<b>PUCKs</b>	<b>Mixed PUCK types (continued)</b>	
• PUCK 1		
- VGA	No cost	Specify with <i>VGA PUCK</i> .
- HDMI	No cost	Specify with <i>HDMI PUCK</i> .
- DisplayPort	No cost	Specify with <i>DisplayPort PUCK</i> .
- Mini DisplayPort	No cost	Specify with <i>Mini DisplayPort PUCK</i> .
• PUCK 2		
- VGA	No cost	Specify with <i>VGA PUCK</i> .
- HDMI	No cost	Specify with <i>HDMI PUCK</i> .
- DisplayPort	No cost	Specify with <i>DisplayPort PUCK</i> .
- Mini DisplayPort	No cost	Specify with <i>Mini DisplayPort PUCK</i> .
• PUCK 3		
- VGA	No cost	Specify with <i>VGA PUCK</i> .
- HDMI	No cost	Specify with <i>HDMI PUCK</i> .
- DisplayPort	No cost	Specify with <i>DisplayPort PUCK</i> .
- Mini DisplayPort	No cost	Specify with <i>Mini DisplayPort PUCK</i> .
• PUCK 4		
- VGA	No cost	Specify with <i>VGA PUCK</i> .
- HDMI	No cost	Specify with <i>HDMI PUCK</i> .
- DisplayPort	No cost	Specify with <i>DisplayPort PUCK</i> .
- Mini DisplayPort	No cost	Specify with <i>Mini DisplayPort PUCK</i> .
• PUCK 5		
- VGA	No cost	Specify with <i>VGA PUCK</i> .
- HDMI	No cost	Specify with <i>HDMI PUCK</i> .
- DisplayPort	No cost	Specify with <i>DisplayPort PUCK</i> .
- Mini DisplayPort	No cost	Specify with <i>Mini DisplayPort PUCK</i> .
• PUCK 6		
- VGA	No cost	Specify with <i>VGA PUCK</i> .
- HDMI	No cost	Specify with <i>HDMI PUCK</i> .
- DisplayPort	No cost	Specify with <i>DisplayPort PUCK</i> .
- Mini DisplayPort	No cost	Specify with <i>Mini DisplayPort PUCK</i> .
• PUCK 7		
- VGA	No cost	Specify with <i>VGA PUCK</i> .
- HDMI	No cost	Specify with <i>HDMI PUCK</i> .
- DisplayPort	No cost	Specify with <i>DisplayPort PUCK</i> .
- Mini DisplayPort	No cost	Specify with <i>Mini DisplayPort PUCK</i> .
• PUCK 8		
- VGA	No cost	Specify with <i>VGA PUCK</i> .
- HDMI	No cost	Specify with <i>HDMI PUCK</i> .
- DisplayPort	No cost	Specify with <i>DisplayPort PUCK</i> .
- Mini DisplayPort	No cost	Specify with <i>Mini DisplayPort PUCK</i> .
<b>Cable Track</b>	• Cable track for TeamStudio table +\$1200	Specify with <i>cable track</i> .

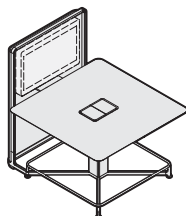
**Specification Information**

• Dimensions			• Style Totem Height	• Base Price (with Maint. Services)	• Options	
D	W	H			Wood Veneer	Premium Wood Wood 2 Wood 3
:	:	:	:	:	:	:

**Square Stool-Height Table with Attached Totem (4 - 6 People)**

60"	60"	38"	68"	<b>MT02SS6060T</b>	\$26,871	+\$536	+\$224	+\$447	+\$89
-----	-----	-----	-----	--------------------	----------	--------	--------	--------	-------

► Specification Information, continued on next page



Stool-Height Tables, continued

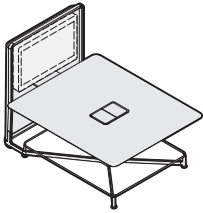
SIN 711.11

► Specification Information, continued from previous page

Specification Information										
Dimensions				Totem Height	Style Number	Base Price (with Maint. Services)	Options (Add \$ to Base Price)			Full-Fill Finish
D	W	H					Wood Veneer	Premium Wood	Wood 2	

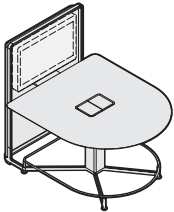
**Rectangular Stool-Height Table with Attached Totem (4 - 6 People)**

72"	60"	38"	68"	<b>MT02SR7260T</b>	\$27,096	+\$ 643	+\$364	+\$ 728	+\$146
-----	-----	-----	-----	--------------------	----------	---------	--------	---------	--------



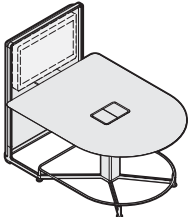
**Medium D-Shaped Stool-Height Table with Attached Totem (4 - 6 People)**

66"	60"	38"	68"	<b>MT02SM6660T</b>	\$26,871	+\$ 536	+\$364	+\$ 728	+\$146
-----	-----	-----	-----	--------------------	----------	---------	--------	---------	--------




**Large D-Shaped Stool-Height Table with Attached Totem (5 - 7 People)**

78"	60"	38"	68"	<b>MT02SL7860T</b>	\$27,096	+\$ 643	+\$364	+\$ 728	+\$146
-----	-----	-----	-----	--------------------	----------	---------	--------	---------	--------



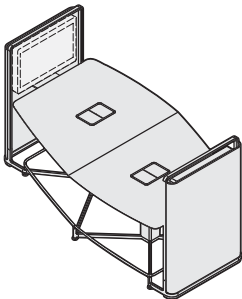
**Capsule Stool-Height Table with Attached Totem (4 - 6 People)**

60"	84"	38"	68"	<b>MT02SC6084T</b>	\$27,434	+\$ 643	+\$473	+\$ 946	+\$189
-----	-----	-----	-----	--------------------	----------	---------	--------	---------	--------



**Offset Stool-Height Table with Attached Totem (8 people)**

120"	80"	38"	68"	<b>MT02SF12076T</b>	\$46,341	+\$1340	+\$749	+\$1498	+\$300
------	-----	-----	-----	---------------------	----------	---------	--------	---------	--------

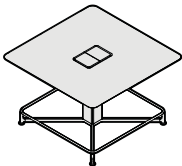


► Specification Information, continued on next page



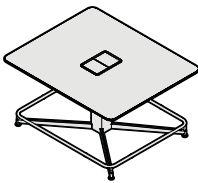
► Specification Information, continued from previous page

Specification Information									
Dimensions			Totem Height	Style Number	Base Price (with Maint. Services)	Options (Add \$ to Base Price)			
D	W	H				Wood Veneer	Premium Wood	Wood 2	Wood 3



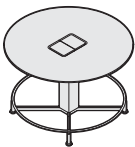
**Square Stool-Height Table (6 - 8 people)**

60"	60"	38"	N.A.	<b>MT02SS6060</b>	\$23,494	+\$536	+\$224	+\$447	+\$ 89
-----	-----	-----	------	-------------------	----------	--------	--------	--------	--------



**Rectangular Stool-Height Table (6 - 8 people)**

72"	60"	38"	N.A.	<b>MT02SR7260</b>	\$23,720	+\$643	+\$364	+\$728	+\$146
-----	-----	-----	------	-------------------	----------	--------	--------	--------	--------



**Round Stool-Height Table (4 - 6 people)**

60"	60"	38"	N.A.	<b>MT02SR60</b>	\$23,720	+\$536	+\$224	+\$448	+\$ 89
-----	-----	-----	------	-----------------	----------	--------	--------	--------	--------



**Capsule Stool-Height Table (6 - 8 people)**

60"	84"	38"	N.A.	<b>MT02SC6084</b>	\$24,057	+\$643	+\$473	+\$946	+\$189
-----	-----	-----	------	-------------------	----------	--------	--------	--------	--------



**Medium D-Shaped Stool-Height Table (4 - 6 people)**

66"	60"	38"	N.A.	<b>MT02SM6660</b>	\$23,494	+\$536	+\$364	+\$728	+\$146
-----	-----	-----	------	-------------------	----------	--------	--------	--------	--------



**Large D-Shaped Stool-Height Table (5 - 7 people)**

78"	60"	38"	N.A.	<b>MT02SL7860</b>	\$23,720	+\$643	+\$364	+\$728	+\$146
-----	-----	-----	------	-------------------	----------	--------	--------	--------	--------

► Specification Information, continued on next page

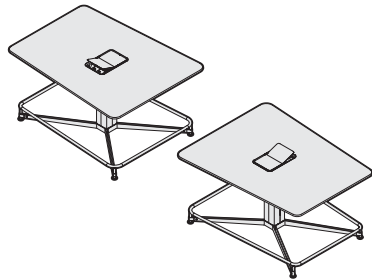
Integrated Technologies

Stool-Height Tables, continued

SIN 711.11

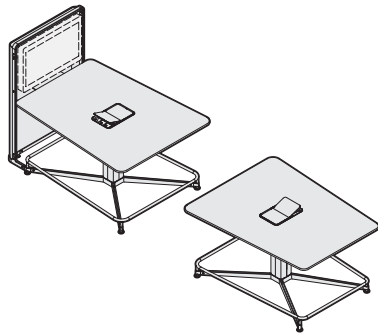
► Specification Information, continued from previous page

Specification Information									
Dimensions			Totem Height	Style Number	Base Price (with Maint. Services)	Options (Add \$ to Base Price)			
D	W	H				Wood Veneer	Premium Wood	Wood 2	Wood 3



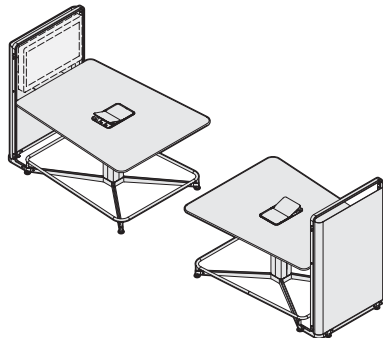
**TeamStudio Table (8 - 12 People)**

75"	60"	35"	N.A.	<b>MT02ST7560</b>	\$39,810	+\$1408	+\$306	+\$1070	+\$306
-----	-----	-----	------	-------------------	----------	---------	--------	---------	--------



**TeamStudio Attached Single Totem (8 - 12 People)**

75"	60"	35"	68"	<b>MT02ST7560T</b>	\$43,110	+\$1408	+\$306	+\$1070	+\$306
-----	-----	-----	-----	--------------------	----------	---------	--------	---------	--------



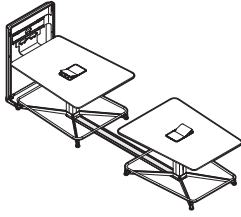
**TeamStudio Attached Dual Totems (8 - 12 People)**

75"	60"	35"	68"	<b>MT02ST7560TT</b>	\$46,410	+\$1408	+\$306	+\$1070	+\$306
-----	-----	-----	-----	---------------------	----------	---------	--------	---------	--------

# Cable Track for media:scape TeamStudio

Cable Track for  
media:scape  
TeamStudio

SIN 711.11



Standard Includes	Required to Specify
<ul style="list-style-type: none"> <li>Cable track: anodized aluminum</li> </ul>	Style number

Specification Information	
• Style Number	• Price
MTSTCT	\$1200

# Seismic Anchor Brackets

SIN 711.11



*Tip: One bracket is used per leg, so two packages should be ordered per table.*

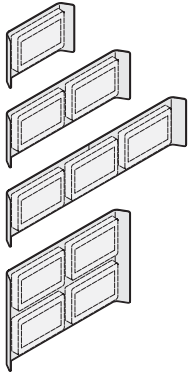
Standard Includes	Required to Specify
<ul style="list-style-type: none"> <li>• Brackets: package of two</li> </ul>	Style number

Specification Information	
<ul style="list-style-type: none"> <li>• <b>Style Number</b></li> <li>•</li> <li>•</li> <li>•</li> </ul>	<ul style="list-style-type: none"> <li>• <b>Price</b></li> <li>•</li> <li>•</li> <li>•</li> </ul>
<ul style="list-style-type: none"> <li>• <b>CQSA</b></li> <li>•</li> <li>•</li> <li>•</li> </ul>	<ul style="list-style-type: none"> <li>• \$43</li> <li>•</li> <li>•</li> <li>•</li> </ul>



# Wall-Mounted Shrouds

SIN 711.11



Tip: Bridge is only available on some style numbers. If seismic is selected, a bridge cannot be selected.

Tip: When integrating with an HD videoconferencing CODEC, order one additional scaler with an HDMI cable.

Standard Includes	Required to Specify
-------------------	---------------------

- Wall-mounted shroud
- Monitor brackets: black

- 1 Style number
- 2 Paint color number for shroud:
  - 4140 Arctic White Gloss
  - 4799 Platinum Metallic
  - 4803 Near Black Metallic
  - 7246 Midnight Metallic
- 3 Options, if selected (see below)

	Options	Price	Required to Specify
--	---------	-------	---------------------

<b>Bridge</b>	• Bridge	See below and at right	Specify <i>with bridge</i> .
<b>Seismic</b>	• Seismic	See below and at right	Specify <i>with seismic</i> .

Specification Information						
• Dimensions			• Style	• Base	• Options	
D	W	H	Number	Price	(Add \$ to	

					Base Price)	
					Bridge	Seismic

### Single 32" Wall-Mounted Shroud

6 1/2"	35"	23 1/2"	<b>MTSWS32</b>	\$1284	+\$442	+\$52
--------	-----	---------	----------------	--------	--------	-------

### Single 42" Wall-Mounted Shroud

6 1/2"	44"	27 1/2"	<b>MTSWS42</b>	\$1518	+\$442	+\$52
--------	-----	---------	----------------	--------	--------	-------

### Single 46" Wall-Mounted Shroud

6 1/2"	48 1/2"	30 1/2"	<b>MTSWS46</b>	\$1643	+\$442	+\$52
--------	---------	---------	----------------	--------	--------	-------

### Single 55" Wall-Mounted Shroud

6 1/2"	56"	35"	<b>MTSWS55</b>	\$1924	+\$442	+\$52
--------	-----	-----	----------------	--------	--------	-------

### Single 65" Wall-Mounted Shroud

6 1/2"	65"	40 1/2"	<b>MTSWS65</b>	\$2236	+\$442	+\$52
--------	-----	---------	----------------	--------	--------	-------

### Dual 32" Wall-Mounted Shroud

6 1/2"	67"	23 1/2"	<b>MTSWD32</b>	\$1872	+\$442	+\$78
--------	-----	---------	----------------	--------	--------	-------

### Dual 42" Wall-Mounted Shroud

6 1/2"	86"	27 1/2"	<b>MTSWD42</b>	\$2621	+\$442	+\$78
--------	-----	---------	----------------	--------	--------	-------

### Dual 42" Wall-Mounted Shroud with CODEC Case

7 1/2"	86"	27 1/2"	<b>MTSWD42C</b>	\$3141	N.A.	N.A.
--------	-----	---------	-----------------	--------	------	------

### Dual 46" Wall-Mounted Shroud

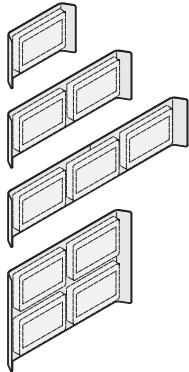
6 1/2"	95"	30 1/2"	<b>MTSWD46</b>	\$2870	+\$442	+\$78
--------	-----	---------	----------------	--------	--------	-------

► **Specification Information, continued on next page**

► Specification Information, continued from previous page

**Specification Information**

Dimensions			Style	Base	Options	
D	W	H	Number	Price	(Add \$ to Base Price)	
					Bridge	Seismic



Tip: When integrating with an HD videoconferencing CODEC, order one additional scaler with an HDMI cable.

**Dual 46" Wall-Mounted Shroud with CODEC Case**

7 1/2"	95"	30 1/2"	<b>MTSWD46C</b>	\$3390	N.A.	N.A.
--------	-----	---------	-----------------	--------	------	------

**Dual 55" Wall-Mounted Shroud**

6 1/2"	109 1/2"	35"	<b>MTSWD55</b>	\$3432	N.A.	+\$ 78
--------	----------	-----	----------------	--------	------	--------

**Dual 65" Wall-Mounted Shroud**

6 1/2"	127"	40 1/2"	<b>MTSWD65</b>	\$4342	N.A.	+\$ 78
--------	------	---------	----------------	--------	------	--------

**Triple 32" Wall-Mounted Shroud**

6 1/2"	99 1/2"	23 1/2"	<b>MTSWT32</b>	\$2995	N.A.	+\$104
--------	---------	---------	----------------	--------	------	--------

**Triple 42" Wall-Mounted Shroud**

6 1/2"	127 1/2"	27 1/2"	<b>MTSWT42</b>	\$3931	N.A.	+\$104
--------	----------	---------	----------------	--------	------	--------

**Triple 42" Wall-Mounted Shroud with CODEC Case**

7 1/2"	127 1/2"	27 1/2"	<b>MTSWT42C</b>	\$4451	N.A.	N.A.
--------	----------	---------	-----------------	--------	------	------

**Triple 46" Wall-Mounted Shroud**

6 1/2"	141 1/2"	30 1/2"	<b>MTSWT46</b>	\$4306	N.A.	+\$104
--------	----------	---------	----------------	--------	------	--------

**Triple 46" Wall-Mounted Shroud with CODEC Case**

7 1/2"	141 1/2"	30 1/2"	<b>MTSWT46C</b>	\$4826	N.A.	N.A.
--------	----------	---------	-----------------	--------	------	------

**Triple 55" Wall-Mounted Shroud**

6 1/2"	163"	35"	<b>MTSWT55</b>	\$5148	N.A.	+\$104
--------	------	-----	----------------	--------	------	--------

**Triple 65" Wall-Mounted Shroud**

6 1/2"	189 1/2"	40 1/2"	<b>MTSWT65</b>	\$6120	N.A.	+\$104
--------	----------	---------	----------------	--------	------	--------

**Quad 32" Wall-Mounted Shroud**

6 1/2"	67"	45"	<b>MTSWQ32</b>	\$3994	N.A.	+\$ 78
--------	-----	-----	----------------	--------	------	--------

**Quad 42" Wall-Mounted Shroud**

6 1/2"	86"	54"	<b>MTSWQ42</b>	\$5242	N.A.	+\$ 78
--------	-----	-----	----------------	--------	------	--------

# Video Conferencing Components

SIN 711.11

## Camera Ledges

Standard Includes	Required to Specify
<ul style="list-style-type: none"> <li>• Camera ledge</li> </ul>	1 Style number 2 Paint color number for ledge: 4140 Arctic White Gloss 4799 Platinum Metallic 4803 Near Black Metallic 7246 Midnight Metallic (available on shroud-mounted only)

### Specification Information

• Dimensions	• Style	• Price
D   W   H	Number	



### Shroud-Mounted Camera Ledge

6 1/2"	11 1/2"	2"	<b>MTHS</b>	\$260



### Totem-Mounted Camera Ledge

6 1/2"	11 1/2"	1/2"	<b>MTHT</b>	\$260

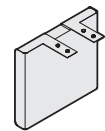
## CODEC Cases

*Tip: An additional scaler and an HDMI cable is needed to connect to the CODEC.*

Standard Includes	Required to Specify
<ul style="list-style-type: none"> <li>• CODEC case: paint</li> <li>• Strap for securing CODEC</li> <li>• Features for Kensington lock attachment</li> </ul>	1 Style number 2 Paint color number for case: 4140 Arctic White Gloss 4799 Platinum Metallic 4803 Near Black Metallic

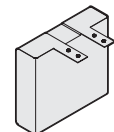
### Specification Information

• Dimensions	• Style	• Price
D   W   H	Number	



### 21 1/2" CODEC Case

3"	23"	21"	<b>MTCC2</b>	\$863



### 5 1/2" CODEC Case

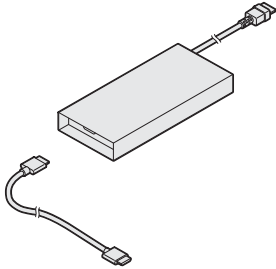
6"	23"	21"	<b>MTCC5</b>	\$936



# Electronics

SIN 711.11

## Scaler



Standard Includes	Required to Specify
<ul style="list-style-type: none"> <li>Scaler</li> <li>HDMI cable (a monitor extension cable for media:scape digital technology)</li> </ul>	Style number

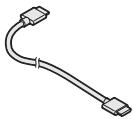
### Specification Information

Style Number	Price
<b>MT02SC169</b>	\$590

*Tip: In situations where media:scape will send video to another system, like HDVC, an additional scaler is recommended.*

Integrated Technologies

## HDMI Cables



Standard Includes	Required to Specify
<ul style="list-style-type: none"> <li>HDMI cable (a monitor extension cable for media:scape digital technology)</li> </ul>	Style number

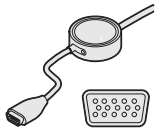
### Specification Information

Length	Style Number	Price
10'	<b>MT02HD0110</b>	\$ 55
25'	<b>MT02HD0125</b>	\$ 90
50'	<b>MT02HD0150</b>	\$150
75'	<b>MT02HD0175</b>	\$425

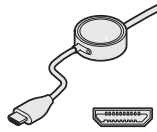
# media:scape PUCKs

SIN 711.11

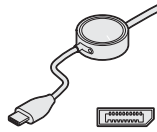
*Tip: Order these PUCKs to retrofit into existing tables. PUCKs with digital connections can only connect into the media:scape switcher. If your table was purchased before February 2012, a maximum of six PUCKs with digital connections can connect into the switcher. If more than six PUCKs are connected, the switcher will not send a video signal. Please contact LineOne if you have any additional questions at 1.888.STEELCASE.*



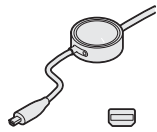
VGA



HDMI



DisplayPort



mini DisplayPort

Standard Includes	Required to Specify
-------------------	---------------------

- Digital PUCK
- Switcher-to-PUCK cable
- PUCK-to-device cable

Style number

Specification Information	
• Style Number	• Price

### VGA PUCK

<b>MS02PKVG01</b>	\$612
-------------------	-------

### HDMI PUCK

<b>MS02PKHD01</b>	\$612
-------------------	-------

### DisplayPort PUCK

<b>MS02PKDP01</b>	\$612
-------------------	-------

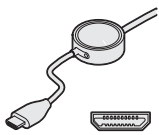
### mini DisplayPort PUCK

<b>MS02PKDP02</b>	\$612
-------------------	-------


# media:scape Analog PUCKs

SIN 711.11

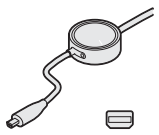
*Tip: Order these PUCKs to retrofit into existing tables. PUCKs with digital connections can only connect into the media:scape switcher. If your table was purchased before February 2012, a maximum of six PUCKs with digital connections can connect into the switcher. If more than six PUCKs are connected, the switcher will not send a video signal. Please contact LineOne if you have any additional questions at 1.888.STEELCASE.*



HDMI



DisplayPort



mini DisplayPort

Standard Includes	Required to Specify
-------------------	---------------------

- Analog PUCK
- Switcher-to-PUCK cable
- PUCK-to-device cable

Style number

Specification Information	
---------------------------	--

Style Number	Price
--------------	-------

HDMI PUCK	
-----------	--

<b>MS01PKHD01</b>	\$600
-------------------	-------

DisplayPort PUCK	
------------------	--

<b>MS01PKDP01</b>	\$600
-------------------	-------

mini DisplayPort PUCK	
-----------------------	--

<b>MS01PKDP02</b>	\$600
-------------------	-------

# media:scape mini

SIN 711.11

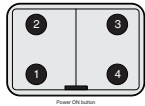


Standard Includes	Required to Specify
<ul style="list-style-type: none"> <li>• Shroud, bridge, and media well: paint</li> <li>• Four PUCKs</li> <li>• Monitor hardware kit</li> <li>• Steelcase maintenance services (1 year)</li> </ul>	<ol style="list-style-type: none"> <li>1 Style number</li> <li>2 Paint color number for shroud, bridge, and media well:                         <ul style="list-style-type: none"> <li>4140 Arctic White Gloss</li> <li>4803 Near Black Metallic</li> </ul> </li> <li>3 Shroud size (see below under Required Selections)</li> <li>4 PUCKs (see below under Required Selections)</li> <li>5 Maintenance services (see below under Required Selections)</li> </ol>

*Tip: Steelcase maintenance services (1 year) are reflected in the base price of the product.*

Maintenance Services	Required Selections	Price	Required to Specify
	<ul style="list-style-type: none"> <li>• Steelcase maintenance services (1 year)</li> </ul>	\$825 Included in Base Price	Specify with Steelcase maintenance services (1 year)
	<ul style="list-style-type: none"> <li>• Shroud for 40" monitor</li> <li>• Shroud for 42" monitor</li> </ul>	No cost No cost	Specify with shroud for 40" monitor. Specify with shroud for 42" monitor.
	<b>PUCKs</b> <b>All PUCKs same type</b> <ul style="list-style-type: none"> <li>• VGA</li> <li>• HDMI</li> <li>• DisplayPort</li> <li>• Mini DisplayPort</li> </ul>	No cost No cost No cost No cost	Specify with VGA PUCKs. Specify with HDMI PUCKs. Specify with DisplayPort PUCKs. Specify with Mini DisplayPort PUCKs.

*Tip: When specifying mixed PUCKs, please use the image below as a guide:*



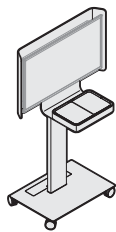
Mixed PUCK types	Required Selections	Price	Required to Specify
<ul style="list-style-type: none"> <li>• PUCK 1                             <ul style="list-style-type: none"> <li>- VGA</li> <li>- HDMI</li> <li>- DisplayPort</li> <li>- Mini DisplayPort</li> </ul> </li> <li>• PUCK 2                             <ul style="list-style-type: none"> <li>- VGA</li> <li>- HDMI</li> <li>- DisplayPort</li> <li>- Mini DisplayPort</li> </ul> </li> <li>• PUCK 3                             <ul style="list-style-type: none"> <li>- VGA</li> <li>- HDMI</li> <li>- DisplayPort</li> <li>- Mini DisplayPort</li> </ul> </li> <li>• PUCK 4                             <ul style="list-style-type: none"> <li>- VGA</li> <li>- HDMI</li> <li>- DisplayPort</li> <li>- Mini DisplayPort</li> </ul> </li> </ul>	No cost No cost No cost No cost No cost No cost No cost No cost No cost No cost No cost No cost No cost No cost	No cost No cost No cost No cost No cost No cost No cost No cost No cost No cost No cost No cost No cost No cost	Specify with VGA PUCK. Specify with HDMI PUCK. Specify with DisplayPort PUCK. Specify with Mini DisplayPort PUCK. Specify with VGA PUCK. Specify with HDMI PUCK. Specify with DisplayPort PUCK. Specify with Mini DisplayPort PUCK. Specify with VGA PUCK. Specify with HDMI PUCK. Specify with DisplayPort PUCK. Specify with Mini DisplayPort PUCK. Specify with VGA PUCK. Specify with HDMI PUCK. Specify with DisplayPort PUCK. Specify with Mini DisplayPort PUCK.

## Specification Information

Dimensions		Style Number	Price (with Maintenance Services)
D	W		
21"	40"	<b>M02MINIA</b>	\$12,263

# media:scape mobile

SIN 711.11

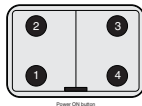


Standard Includes	Required to Specify
<ul style="list-style-type: none"> <li>• Base, shroud, bridge, and media well: paint</li> <li>• Four PUCKs</li> <li>• 3"-diameter soft casters: grey with black edge only</li> <li>• Monitor hardware kit</li> <li>• Steelcase maintenance services (1 year)</li> </ul>	<ol style="list-style-type: none"> <li>1 Style number</li> <li>2 Paint color number for base, shroud, bridge, and media well: 4140 Arctic White Gloss 4803 Near Black Metallic</li> <li>3 Shroud size (see below under Required Selections)</li> <li>4 PUCKs (see below under Required Selections)</li> <li>5 Options, if selected (see below)</li> <li>6 Maintenance services (see below under Required Selections)</li> </ol>

Tip: Steelcase maintenance services (1 year) are reflected in the base price of the product.

Required Selections	Price	Required to Specify
<b>Maintenance Services</b> <ul style="list-style-type: none"> <li>• Steelcase maintenance services (1 year)</li> </ul>	\$825 Included in Base Price	Specify with Steelcase maintenance services (1 year)
<b>Shroud Size</b> <ul style="list-style-type: none"> <li>• Shroud for 40" monitor</li> <li>• Shroud for 42" monitor</li> </ul>	No cost No cost	Specify with shroud for 40" monitor. Specify with shroud for 42" monitor.

Tip: When specifying mixed PUCKs, please use the image below as a guide:



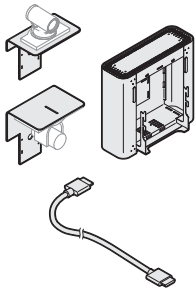
Required Selections	Price	Required to Specify
<b>PUCKs</b> <b>All PUCKs same type</b> <ul style="list-style-type: none"> <li>• VGA</li> <li>• HDMI</li> <li>• DisplayPort</li> <li>• Mini DisplayPort</li> </ul>	No cost No cost No cost No cost	Specify with VGA PUCKs. Specify with HDMI PUCKs. Specify with DisplayPort PUCKs. Specify with Mini DisplayPort PUCKs.
<b>Mixed PUCK types</b> <ul style="list-style-type: none"> <li>• PUCK 1                             <ul style="list-style-type: none"> <li>- VGA</li> <li>- HDMI</li> <li>- DisplayPort</li> <li>- Mini DisplayPort</li> </ul> </li> <li>• PUCK 2                             <ul style="list-style-type: none"> <li>- VGA</li> <li>- HDMI</li> <li>- DisplayPort</li> <li>- Mini DisplayPort</li> </ul> </li> <li>• PUCK 3                             <ul style="list-style-type: none"> <li>- VGA</li> <li>- HDMI</li> <li>- DisplayPort</li> <li>- Mini DisplayPort</li> </ul> </li> <li>• PUCK 4                             <ul style="list-style-type: none"> <li>- VGA</li> <li>- HDMI</li> <li>- DisplayPort</li> <li>- Mini DisplayPort</li> </ul> </li> </ul>	No cost No cost No cost No cost No cost No cost No cost No cost No cost No cost No cost No cost No cost No cost No cost No cost No cost No cost	Specify with VGA PUCK. Specify with HDMI PUCK. Specify with DisplayPort PUCK. Specify with Mini DisplayPort PUCK.  Specify with VGA PUCK. Specify with HDMI PUCK. Specify with DisplayPort PUCK. Specify with Mini DisplayPort PUCK.  Specify with VGA PUCK. Specify with HDMI PUCK. Specify with DisplayPort PUCK. Specify with Mini DisplayPort PUCK.  Specify with VGA PUCK. Specify with HDMI PUCK. Specify with DisplayPort PUCK. Specify with Mini DisplayPort PUCK.

Options	Price	Required to Specify
<b>HDVC</b> <ul style="list-style-type: none"> <li>• HDVC kit</li> </ul>	+\$1400	Specify with HDVC kit.

Specification Information					
Dimensions			Style	Base	
D	W		Number	(with Maintenance Services)	
20"	40"	56½" – 70½"	<b>M02MOBILEA</b>	\$15,833	

# HDVC Kit

SIN 711.11



*Tip: When integrating with an HD videoconferencing CODEC, order one additional scaler with an HDMI cable.*

Standard Includes	Required to Specify
-------------------	---------------------

- Top-mount camera ledge
- Under-mount camera ledge
- CODEC case
- HDMI cable
- Hardware package

- 1 Style number
- 2 Paint color number:
  - 4140 Arctic White Gloss
  - 4803 Near Black Metallic

Specification Information	
---------------------------	--

Style Number	Price
<b>M02MOBILEHK</b>	\$1428

# ScapeSeries Tables

SIN 711.11

*Tip: If ordering shroud, remember to order a power strip, style number SSBPDSWSPL.*  
 ▶ Page 256

Standard Includes	Required to Specify
<ul style="list-style-type: none"> <li>Table: High-Pressure Laminate surface with 3 mm plastic edge on all sides</li> <li>Column, table base, legs, and shroud: paint</li> <li>Foot ring, if stool-height selected: 803S Stainless Steel only</li> </ul>	<ol style="list-style-type: none"> <li>Style number</li> <li>Laminate color number for surface</li> <li>Plastic color number for edges on laminate surface</li> <li>Paint color for column, table base, legs, and shroud:                             <ul style="list-style-type: none"> <li>4140 Arctic White Gloss</li> <li>4799 Platinum Metallic</li> <li>4803 Near Black Metallic</li> </ul> </li> <li>Options, if selected (see below)                             <ul style="list-style-type: none"> <li>▶ See <i>Surface Materials</i>, page 279.</li> </ul> </li> </ol>

Options	Price	Required to Specify
<b>Surface Materials</b> <b>High-Pressure Laminate tables</b> <ul style="list-style-type: none"> <li>Open Line laminate</li> </ul>	+\$ 64 plus cost of laminate	▶ See <i>Surface Materials Reference Manual</i> .
<b>Wood veneer tables</b> <ul style="list-style-type: none"> <li>Wood veneer surface with wood veneer edges (3 mm edge profile)</li> <li>Premium wood 2 veneer surface with wood veneer edges (3 mm edge profile)</li> <li>Premium wood 3 veneer surface with wood veneer edges (3 mm edge profile)</li> <li>Customiz stain</li> </ul>	+\$171 +\$298 +\$424 No cost	Specify <i>with wood veneer</i> and indicate wood color number. Specify Premium wood 2 finish number. Specify Premium wood 3 finish number. Specify <i>with Customiz stain</i> . ▶ See <i>Surface Materials Reference Manual</i> . Specify full-fill finish number.
<b>Shroud</b> <ul style="list-style-type: none"> <li>Omit shroud</li> </ul>	-\$ 30	Specify <i>omit shroud</i> .

## Specification Information

Dimensions			Style	Base
D	W	H	Number	Price

### Desk-Height

32"	42"	29"	<b>SSTD3242</b>	\$1600
-----	-----	-----	-----------------	--------

### Stool-Height


32"	42"	38"	<b>SSTS3242</b>	\$2350
-----	-----	-----	-----------------	--------



Integrated Technologies

# Power and Data Strip

SIN 711.11



Tip: Bracket for power and data strip is included with ScapeSeries table shroud.

Standard Includes	Required to Specify
<ul style="list-style-type: none"> <li>Power and data strip with cord: 8043 Clear Anodized</li> <li>Aluminum cover with black faceplate</li> </ul>	Style number

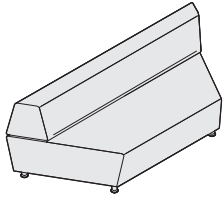
Specification Information				
• Dimensions			• Style	• Price
D	W	H	Number	
2 1/4"	10 1/4"	3"	<b>SSBPDSWSPL</b>	\$165
:	:	:	:	:





# Straight Lounge

SIN 711.11



Standard Includes	Required to Specify
-------------------	---------------------

- Straight lounge: fabric
- Aluminum feet: paint
- Ganging brackets

- 1 Style number
- 2 Fabric color number for upholstery
- 3 Paint color number for feet:
  - 4140 Arctic White Gloss
  - 4799 Platinum Metallic
  - 4803 Near Black Metallic
- 4 Options, if selected (see below)
  - ▶ See *Surface Materials*, page 279.

Surface Materials	Options	Price	Required to Specify
-------------------	---------	-------	---------------------

Surface Materials	<b>Fire Code Seating</b>		
	• FCS	+\$ 114	Add suffix <b>F</b> to the style number.

Surface Materials	<b>Soil-Retardant Treatment</b>		
	• Soil-retardant treatment applied to upholstery fabric	+\$ 43	Specify <i>with soil-retardant treatment</i> .

Surface Materials	Options	Price	Required to Specify	
Surface Materials	<b>Same upholstery on all surfaces</b>			
	Surface Materials	• Fabric price group 1	No cost	Specify fabric color number.
		• Fabric price group 2	+\$ 26	Specify fabric color number.
		• Fabric price group 3	+\$ 104	Specify fabric color number.
		• Fabric price group 4	+\$ 260	Specify fabric color number.
		• Fabric price group 5	+\$ 442	Specify fabric color number.
		• Fabric price group 6	+\$ 676	Specify fabric color number.
		• Fabric price group 7	+\$ 962	Specify fabric color number.
		• Fabric price group 8	+\$1248	Specify fabric color number.
		• Fabric price group 9	+\$1534	Specify fabric color number.
		• Fabric price group 10	+\$1768	Specify fabric color number.
• Leather		+\$1976	Specify leather color number.	

Surface Materials	<b>Edge upholstery: Upholstery on edge</b>			
	Surface Materials	• Fabric price group 1	No cost	Specify fabric color number.
		• Fabric price group 2	+\$ 3	Specify fabric color number.
		• Fabric price group 3	+\$ 10	Specify fabric color number.
		• Fabric price group 4	+\$ 26	Specify fabric color number.
		• Fabric price group 5	+\$ 45	Specify fabric color number.
		• Fabric price group 6	+\$ 68	Specify fabric color number.
		• Fabric price group 7	+\$ 97	Specify fabric color number.
		• Fabric price group 8	+\$ 125	Specify fabric color number.
		• Fabric price group 9	+\$ 154	Specify fabric color number.
		• Fabric price group 10	+\$ 177	Specify fabric color number.
• Leather		+\$ 198	Specify leather color number.	

Surface Materials	<b>One upholstery on all surfaces except edge</b>			
	Surface Materials	• Fabric price group 1	No cost	Specify fabric color number.
		• Fabric price group 2	+\$ 24	Specify fabric color number.
		• Fabric price group 3	+\$ 94	Specify fabric color number.
		• Fabric price group 4	+\$ 234	Specify fabric color number.
		• Fabric price group 5	+\$ 398	Specify fabric color number.
		• Fabric price group 6	+\$ 608	Specify fabric color number.
		• Fabric price group 7	+\$ 866	Specify fabric color number.
		• Fabric price group 8	+\$1123	Specify fabric color number.
		• Fabric price group 9	+\$1381	Specify fabric color number.
		• Fabric price group 10	+\$1591	Specify fabric color number.
• Leather		+\$1778	Specify leather color number.	

▶ Options, continued on next page

*Tip: If selecting edge upholstery option, first select the fabric for the edge, then select the fabric for all other surfaces.*

► Options, continued from previous page

Tip: If selecting front seat and back upholstery option, first select the fabric for the front of the back and seat, then select the fabric for all other surfaces.

Options	Price	Required to Specify	
<b>Surface Materials</b>			
<b>Front seat and back upholstery: Upholstery on front seat and back</b>			
• Fabric price group 1	No cost	Specify fabric color number.	
• Fabric price group 2	+\$ 10	Specify fabric color number.	
• Fabric price group 3	+\$ 42	Specify fabric color number.	
• Fabric price group 4	+\$ 104	Specify fabric color number.	
• Fabric price group 5	+\$ 177	Specify fabric color number.	
• Fabric price group 6	+\$ 270	Specify fabric color number.	
• Fabric price group 7	+\$ 385	Specify fabric color number.	
• Fabric price group 8	+\$ 499	Specify fabric color number.	
• Fabric price group 9	+\$ 614	Specify fabric color number.	
• Fabric price group 10	+\$ 707	Specify fabric color number.	
• Leather	+\$ 790	Specify leather color number.	
<b>Upholstery on all surfaces except front seat and back</b>			
• Fabric price group 1	No cost	Specify fabric color number.	
• Fabric price group 2	+\$ 16	Specify fabric color number.	
• Fabric price group 3	+\$ 62	Specify fabric color number.	
• Fabric price group 4	+\$ 156	Specify fabric color number.	
• Fabric price group 5	+\$ 265	Specify fabric color number.	
• Fabric price group 6	+\$ 406	Specify fabric color number.	
• Fabric price group 7	+\$ 577	Specify fabric color number.	
• Fabric price group 8	+\$ 749	Specify fabric color number.	
• Fabric price group 9	+\$ 920	Specify fabric color number.	
• Fabric price group 10	+\$1061	Specify fabric color number.	
• Leather	+\$1186	Specify leather color number.	
<b>COM / COL</b>			
• Customer's Own Material/ Vinyl (COM)	+\$ 31	► See <i>Surface Materials Reference Manual</i> .	
• Customer's Own Leather (COL)	+\$ 104	► See <i>Surface Materials Reference Manual</i> .	
<b>Feet</b>			
• Polished Aluminum	+\$ 52	Specify with 8046 Polished Aluminum.	
<b>Canopy</b>	• Canopy	+\$2434	Specify with canopy.
<b>Paint</b>			
• Paint price group 1	No cost	Specify paint color number.	
• Paint price group 2	+\$ 42	Specify paint color number.	
• Paint price group 3	+\$ 125	Specify paint color number.	
<b>Fabric</b>			
• Connect 3D	No cost	Specify fabric color number.	
<b>Laminate Back Panel</b>			
• High-Pressure Laminate	No cost	Specify laminate color.	
• Edge	No cost	Specify plastic color number.	
<b>Wood Back Panel</b>			
• Wood veneer	+\$ 312	Specify with wood veneer and indicate wood color number.	
• Premium wood 2	+\$ 494	Specify Premium wood 2 finish number.	
• Premium wood 3	+\$ 676	Specify Premium wood 3 finish number.	
• Customiz stain on wood	No cost	Specify with Customiz stain.	
		► See <i>Surface Materials Reference Manual</i> .	

Tip: To add a ledge or canopy to an existing media:scape lounge, please see the Service Parts section of the Steelcase Product Reference website.

Tip: Ledge and canopy back panels are not available in full-fill or flat cut veneer.

► Options, continued on next page

Straight Lounge, continued

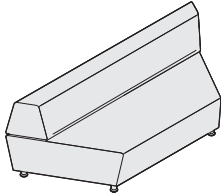
SIN 711.16

► Options, continued from previous page

	Options	Price	Required to Specify
<b>Ledge</b>	• <b>Ledge</b>	+\$2080	Specify with ledge.
	<b>Paint</b>		
	• Paint price group 1	No cost	Specify paint color number.
	• Paint price group 2	+\$ 26	Specify paint color number.
	• Paint price group 3	+\$ 78	Specify paint color number.
	<b>Laminate Back Panel</b>		
	• High-Pressure Laminate	No cost	Specify laminate color.
	• Edge	No cost	Specify plastic color number.
	<b>Wood Back Panel</b>		
	• Wood veneer	+\$ 135	Specify with wood veneer and indicate wood color number.
	• Premium wood 2	+\$ 213	Specify Premium wood 2 finish number.
	• Premium wood 3	+\$ 291	Specify Premium wood 3 finish number.
• Customiz stain on wood	No cost	Specify with Customiz stain. ► See Surface Materials Reference Manual.	
<b>Ledge with Topper</b>	• <b>Ledge with topper</b>	+\$2434	Specify with ledge with topper.
	<b>Paint</b>		
	• Paint price group 1	No cost	Specify paint color number.
	• Paint price group 2	+\$ 26	Specify paint color number.
	• Paint price group 3	+\$ 78	Specify paint color number.
	<b>Laminate Back Panel</b>		
	• High-Pressure Laminate	No cost	Specify laminate color.
	• Edge	No cost	Specify plastic color number.
	<b>Wood Back Panel</b>		
	• Wood veneer	+\$ 135	Specify with wood veneer and indicate wood color number.
	• Premium wood 2	+\$ 213	Specify Premium wood 2 finish number.
	• Premium wood 3	+\$ 291	Specify Premium wood 3 finish number.
	• Customiz stain on wood	No cost	Specify with Customiz stain. ► See Surface Materials Reference Manual.
	<b>Laminate Topper</b>		
	• High-Pressure Laminate	No cost	Specify laminate color.
	• Edge	No cost	Specify plastic color number.
	<b>Wood Topper</b>		
	• Wood veneer	+\$ 78	Specify with wood veneer and indicate wood color number.
• Premium wood 2	+\$ 130	Specify Premium wood 2 finish number.	
• Premium wood 3	+\$ 182	Specify Premium wood 3 finish number.	
• Customiz stain on wood	No cost	Specify with Customiz stain. ► See Surface Materials Reference Manual.	
• Full-fill finish on wood	+\$ 21	Specify full-finish and select wood color number.	

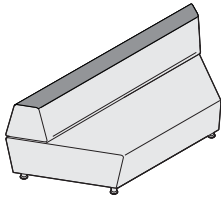
**Specification Information**

• <b>Style</b>	• <b>Base</b>
• <b>Number</b>	• <b>Price</b>



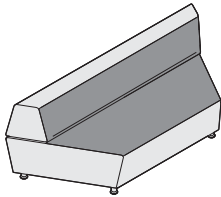
**Same Upholstery**

<b>MLSTS</b>	\$2548
--------------	--------



**Multiple Upholstery - Edge**

<b>MLSTE</b>	\$2548
--------------	--------

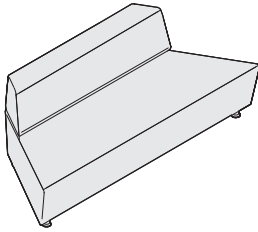


**Multiple Upholstery - Front Seat and Back**

<b>MLSTF</b>	\$2548
--------------	--------

# Straight Inverted Lounge

SIN 711.16



Standard Includes	Required to Specify
-------------------	---------------------

- Straight inverted lounge: fabric
- Aluminum feet: paint
- Ganging brackets

- 1 Style number
- 2 Fabric color number for upholstery
- 3 Paint color number for feet:
  - 4140 Arctic White Gloss
  - 4799 Platinum Metallic
  - 4803 Near Black Metallic
- 4 Options, if selected (see below)
  - ▶ See *Surface Materials*, page 279.

Surface Materials	Options	Price	Required to Specify
-------------------	---------	-------	---------------------

Surface Materials	<b>Fire Code Seating</b>		
	• FCS	+\$ 99	Add suffix <b>F</b> to the style number.

Surface Materials	<b>Soil-Retardant Treatment</b>		
	• Soil-retardant treatment applied to upholstery fabric	+\$ 43	Specify with <i>soil-retardant treatment</i> .

Surface Materials	Options	Price	Required to Specify	
Surface Materials	<b>Same upholstery on all surfaces</b>			
	Surface Materials	• Fabric price group 1	No cost	Specify fabric color number.
		• Fabric price group 2	+\$ 26	Specify fabric color number.
		• Fabric price group 3	+\$ 78	Specify fabric color number.
		• Fabric price group 4	+\$ 182	Specify fabric color number.
		• Fabric price group 5	+\$ 312	Specify fabric color number.
		• Fabric price group 6	+\$ 468	Specify fabric color number.
		• Fabric price group 7	+\$ 650	Specify fabric color number.
		• Fabric price group 8	+\$ 858	Specify fabric color number.
		• Fabric price group 9	+\$1066	Specify fabric color number.
		• Fabric price group 10	+\$1222	Specify fabric color number.
• Leather		+\$1430	Specify leather color number.	

Surface Materials	<b>Edge upholstery: Upholstery on edge</b>			
	Surface Materials	• Fabric price group 1	No cost	Specify fabric color number.
		• Fabric price group 2	+\$ 3	Specify fabric color number.
		• Fabric price group 3	+\$ 8	Specify fabric color number.
		• Fabric price group 4	+\$ 19	Specify fabric color number.
		• Fabric price group 5	+\$ 31	Specify fabric color number.
		• Fabric price group 6	+\$ 47	Specify fabric color number.
		• Fabric price group 7	+\$ 66	Specify fabric color number.
		• Fabric price group 8	+\$ 86	Specify fabric color number.
		• Fabric price group 9	+\$ 107	Specify fabric color number.
		• Fabric price group 10	+\$ 123	Specify fabric color number.
• Leather		+\$ 144	Specify leather color number.	

Surface Materials	<b>Upholstery on all surfaces except edge</b>			
	Surface Materials	• Fabric price group 1	No cost	Specify fabric color number.
		• Fabric price group 2	+\$ 24	Specify fabric color number.
		• Fabric price group 3	+\$ 71	Specify fabric color number.
		• Fabric price group 4	+\$ 164	Specify fabric color number.
		• Fabric price group 5	+\$ 281	Specify fabric color number.
		• Fabric price group 6	+\$ 421	Specify fabric color number.
		• Fabric price group 7	+\$ 586	Specify fabric color number.
		• Fabric price group 8	+\$ 773	Specify fabric color number.
		• Fabric price group 9	+\$ 960	Specify fabric color number.
		• Fabric price group 10	+\$1100	Specify fabric color number.
• Leather		+\$1288	Specify leather color number.	

▶ Options, continued on next page

*Tip: If selecting edge upholstery option, first select the fabric for the edge, then select the fabric for all other surfaces.*

► Options, continued from previous page

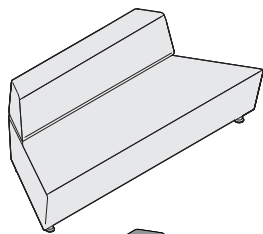
Tip: If selecting front seat and back upholstery option, first select the fabric for the front of the back and seat, then select the fabric for all other surfaces.

Options	Price	Required to Specify
<b>Surface Materials</b>		
<b>Front seat and back upholstery: Upholstery on front seat and back</b>		
• Fabric price group 1	No cost	Specify fabric color number.
• Fabric price group 2	+\$ 10	Specify fabric color number.
• Fabric price group 3	+\$ 31	Specify fabric color number.
• Fabric price group 4	+\$ 73	Specify fabric color number.
• Fabric price group 5	+\$125	Specify fabric color number.
• Fabric price group 6	+\$187	Specify fabric color number.
• Fabric price group 7	+\$260	Specify fabric color number.
• Fabric price group 8	+\$343	Specify fabric color number.
• Fabric price group 9	+\$426	Specify fabric color number.
• Fabric price group 10	+\$489	Specify fabric color number.
• Leather	+\$572	Specify leather color number.
<b>Upholstery on all surfaces except front seat and back</b>		
• Fabric price group 1	No cost	Specify fabric color number.
• Fabric price group 2	+\$ 16	Specify fabric color number.
• Fabric price group 3	+\$ 47	Specify fabric color number.
• Fabric price group 4	+\$109	Specify fabric color number.
• Fabric price group 5	+\$187	Specify fabric color number.
• Fabric price group 6	+\$281	Specify fabric color number.
• Fabric price group 7	+\$390	Specify fabric color number.
• Fabric price group 8	+\$515	Specify fabric color number.
• Fabric price group 9	+\$640	Specify fabric color number.
• Fabric price group 10	+\$733	Specify fabric color number.
• Leather	+\$858	Specify leather color number.
<b>COM / COL</b>		
• Customer's Own Material/ Vinyl (COM)	+\$ 31	► See <i>Surface Materials Reference Manual</i> .
• Customer's Own Leather (COL)	+\$104	► See <i>Surface Materials Reference Manual</i> .
<b>Feet</b>		
• Polished Aluminum	+\$ 52	Specify with 8046 Polished Aluminum.

Integrated Technologies

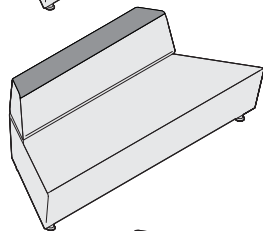
Specification Information

• Style Number  
• Base Price



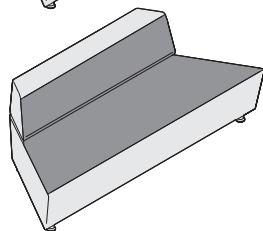
Same Upholstery

MLSIS \$2444



Multiple Upholstery - Edge

MLSIE \$2444

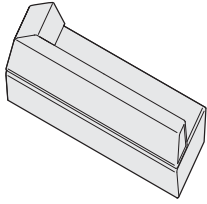


Multiple Upholstery - Front Seat and Back

MLSIF \$2444

# Corner Lounge

SIN 711.16



Standard Includes	Required to Specify
-------------------	---------------------

- Corner lounge: fabric
- Aluminum feet: paint
- Ganging brackets

- 1 Style number
- 2 Fabric color number for upholstery
- 3 Paint color number for feet:
  - 4140 Arctic White Gloss
  - 4799 Platinum Metallic
  - 4803 Near Black Metallic
- 4 Options, if selected (see below)
  - ▶ See *Surface Materials*, page 279.

Surface Materials	Options	Price	Required to Specify
-------------------	---------	-------	---------------------

**Surface Materials**

**Fire Code Seating**

- FCS +\$ 156

Add suffix **F** to the style number.

**Soil-Retardant Treatment**

- Soil-retardant treatment applied to upholstery fabric +\$ 52

Specify *with soil-retardant treatment*.

**Same upholstery on all surfaces**

- Fabric price group 1 No cost
- Fabric price group 2 +\$ 52
- Fabric price group 3 +\$ 182
- Fabric price group 4 +\$ 286
- Fabric price group 5 +\$ 494
- Fabric price group 6 +\$ 780
- Fabric price group 7 +\$1092
- Fabric price group 8 +\$1404
- Fabric price group 9 +\$1716
- Fabric price group 10 +\$2002
- Leather +\$2210

Specify fabric color number.  
Specify fabric color number.  
Specify fabric color number.  
Specify fabric color number.  
Specify fabric color number.  
Specify fabric color number.  
Specify fabric color number.  
Specify fabric color number.  
Specify fabric color number.  
Specify fabric color number.

**Edge upholstery:  
Upholstery on edge**

- Fabric price group 1 No cost
- Fabric price group 2 +\$ 5
- Fabric price group 3 +\$ 19
- Fabric price group 4 +\$ 29
- Fabric price group 5 +\$ 50
- Fabric price group 6 +\$ 78
- Fabric price group 7 +\$ 109
- Fabric price group 8 +\$ 140
- Fabric price group 9 +\$ 172
- Fabric price group 10 +\$ 201
- Leather +\$ 222

Specify fabric color number.  
Specify fabric color number.  
Specify fabric color number.  
Specify fabric color number.  
Specify fabric color number.  
Specify fabric color number.  
Specify fabric color number.  
Specify fabric color number.  
Specify fabric color number.  
Specify fabric color number.  
Specify leather color number.

**Upholstery on all surfaces except edge**

- Fabric price group 1 No cost
- Fabric price group 2 +\$ 47
- Fabric price group 3 +\$ 164
- Fabric price group 4 +\$ 258
- Fabric price group 5 +\$ 445
- Fabric price group 6 +\$ 702
- Fabric price group 7 +\$ 983
- Fabric price group 8 +\$1264
- Fabric price group 9 +\$1544
- Fabric price group 10 +\$1802
- Leather +\$1990

Specify fabric color number.  
Specify fabric color number.  
Specify fabric color number.  
Specify fabric color number.  
Specify fabric color number.  
Specify fabric color number.  
Specify fabric color number.  
Specify fabric color number.  
Specify fabric color number.  
Specify fabric color number.  
Specify leather color number.

▶ Options, continued on next page

*Tip: If selecting edge upholstery option, first select the fabric for the edge, then select the fabric for all other surfaces.*



► Options, continued from previous page

Tip: If selecting front seat and back upholstery option, first select the fabric for the front of the back and seat, then select the fabric for all other surfaces.

Options	Price	Required to Specify
<b>Surface Materials</b>		
<b>Front seat and back upholstery:</b>		
<b>Upholstery on front seat and back</b>		
• Fabric price group 1	No cost	Specify fabric color number.
• Fabric price group 2	+\$ 21	Specify fabric color number.
• Fabric price group 3	+\$ 73	Specify fabric color number.
• Fabric price group 4	+\$ 114	Specify fabric color number.
• Fabric price group 5	+\$ 198	Specify fabric color number.
• Fabric price group 6	+\$ 312	Specify fabric color number.
• Fabric price group 7	+\$ 437	Specify fabric color number.
• Fabric price group 8	+\$ 562	Specify fabric color number.
• Fabric price group 9	+\$ 686	Specify fabric color number.
• Fabric price group 10	+\$ 801	Specify fabric color number.
• Leather	+\$ 884	Specify leather color number.
<b>Upholstery on all surfaces except front seat and back</b>		
• Fabric price group 1	No cost	Specify fabric color number.
• Fabric price group 2	+\$ 31	Specify fabric color number.
• Fabric price group 3	+\$ 109	Specify fabric color number.
• Fabric price group 4	+\$ 172	Specify fabric color number.
• Fabric price group 5	+\$ 296	Specify fabric color number.
• Fabric price group 6	+\$ 468	Specify fabric color number.
• Fabric price group 7	+\$ 655	Specify fabric color number.
• Fabric price group 8	+\$ 842	Specify fabric color number.
• Fabric price group 9	+\$1030	Specify fabric color number.
• Fabric price group 10	+\$1201	Specify fabric color number.
• Leather	+\$1326	Specify leather color number.
<b>COM / COL</b>		
• Customer's Own Material/ Vinyl (COM)	+\$ 31	► See <i>Surface Materials Reference Manual</i> .
• Customer's Own Leather (COL)	+\$ 104	► See <i>Surface Materials Reference Manual</i> .
<b>Feet</b>		
• Polished Aluminum	+\$ 52	Specify with 8046 Polished Aluminum
<b>Canopy</b>		
• Canopy	+\$2434	Specify with canopy.
<b>Paint</b>		
• Paint price group 1	No cost	Specify paint color number.
• Paint price group 2	+\$ 42	Specify paint color number.
• Paint price group 3	+\$ 125	Specify paint color number.
<b>Fabric</b>		
• Connect 3D	No cost	Specify fabric color number.
<b>Laminate Back Panel</b>		
• High-Pressure Laminate	No cost	Specify laminate color.
• Edge	No cost	Specify plastic color number.
<b>Wood Back Panel</b>		
• Wood veneer	+\$ 312	Specify with wood veneer and indicate wood color number.
• Premium wood 2	+\$ 494	Specify Premium wood 2 finish number.
• Premium wood 3	+\$ 676	Specify Premium wood 3 finish number.
• Customiz stain on wood	No cost	Specify with Customiz stain. ► See <i>Surface Materials Reference Manual</i> .

Tip: To add a ledge to an existing media:scape lounge, please see the Service Parts section of the Steelcase Product Reference website.

Tip: Ledge and canopy back panels are not available in full-fill or flat cut veneer.

► Options, continued on next page

Corner Lounge, continued

SIN 711.16

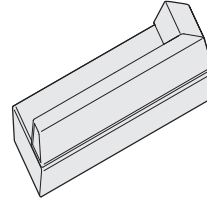
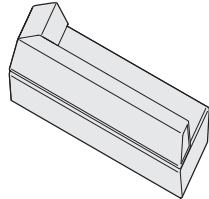
► Options, continued from previous page

	Options	Price	Required to Specify
<b>Ledge</b>	• <b>Ledge</b>	+\$2080	Specify with ledge.
	<b>Paint</b>		
	• Paint price group 1	No cost	Specify paint color number.
	• Paint price group 2	+\$ 26	Specify paint color number.
	• Paint price group 3	+\$ 78	Specify paint color number.
	<b>Laminate Back Panel</b>		
	• High-Pressure Laminate	No cost	Specify laminate color.
	• Edge	No cost	Specify plastic color number.
	<b>Wood Back Panel</b>		
	• Wood veneer	+\$ 135	Specify with wood veneer and indicate wood color number.
• Premium wood 2	+\$ 213	Specify Premium wood 2 finish number.	
• Premium wood 3	+\$ 291	Specify Premium wood 3 finish number.	
• Customiz stain on wood	No cost	Specify with Customiz stain. ► See Surface Materials Reference Manual.	
<b>Ledge with Topper</b>	• <b>Ledge with topper</b>	+\$2434	Specify with ledge with topper.
	<b>Paint</b>		
	• Paint price group 1	No cost	Specify paint color number.
	• Paint price group 2	+\$ 26	Specify paint color number.
	• Paint price group 3	+\$ 78	Specify paint color number.
	<b>Laminate Back Panel</b>		
	• High-Pressure Laminate	No cost	Specify laminate color.
	• Edge	No cost	Specify plastic color number.
	<b>Wood Back Panel</b>		
	• Wood veneer	+\$ 135	Specify with wood veneer and indicate wood color number.
	• Premium wood 2	+\$ 213	Specify Premium wood 2 finish number.
	• Premium wood 3	+\$ 291	Specify Premium wood 3 finish number.
	• Customiz stain on wood	No cost	Specify with Customiz stain. ► See Surface Materials Reference Manual.
	<b>Laminate Topper</b>		
	• High-Pressure Laminate	No cost	Specify laminate color.
	• Edge	No cost	Specify plastic color number.
<b>Wood Topper</b>			
• Wood veneer	+\$ 78	Specify with wood veneer and indicate wood color number.	
• Premium wood 2	+\$ 130	Specify Premium wood 2 finish number.	
• Premium wood 3	+\$ 182	Specify Premium wood 3 finish number.	
• Customiz stain on wood	No cost	Specify with Customiz stain. ► See Surface Materials Reference Manual.	
• Full-fill finish on wood	+\$ 21	Specify full-finish and select wood color number.	

**Specification Information**

• Style • Number	• Base • Price	• Style • Number	• Base • Price
---------------------	-------------------	---------------------	-------------------

**Same Upholstery**



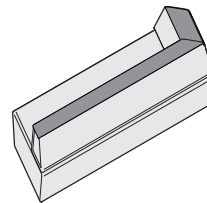
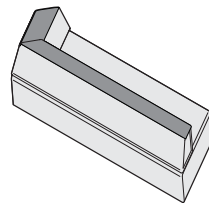
**Left Corner**

**Right Corner**

<b>MLLCS</b>	\$3120
--------------	--------

<b>MLRCS</b>	\$3120
--------------	--------

**Multiple Upholstery - Edge**



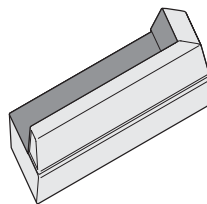
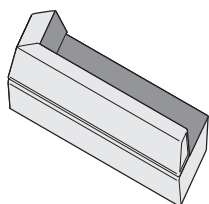
**Left Corner**

**Right Corner**

<b>MLLCE</b>	\$3120
--------------	--------

<b>MLRCE</b>	\$3120
--------------	--------

**Multiple Upholstery - Front Seat and Back**



**Left Corner**

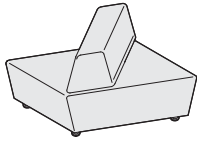
**Right Corner**

<b>MLLCF</b>	\$3120
--------------	--------

<b>MLRCF</b>	\$3120
--------------	--------

# Reverse Lounge

SIN 711.16



Standard Includes	Required to Specify
-------------------	---------------------

- Reverse media:scape lounge: fabric
- Aluminum feet: paint
- Ganging brackets

- 1 Style number
- 2 Fabric color number for upholstery
- 3 Paint color number for feet:
  - 4140 Arctic White Gloss
  - 4799 Platinum Metallic
  - 4803 Near Black Metallic
- 4 Options, if selected (see below)
  - ▶ See if selected *Surface Materials*, page 279.

Surface Materials	Options	Price	Required to Specify
-------------------	---------	-------	---------------------

<b>Surface Materials</b>	<b>Fire Code Seating</b>		
	• FCS	+\$ 52	Add suffix <b>F</b> to the style number.

<b>Surface Materials</b>	<b>Soil-Retardant Treatment</b>		
	• Soil-retardant treatment applied to upholstery fabric	+\$ 30	Specify <i>with soil-retardant treatment</i> .

<b>Surface Materials</b>	<b>Same upholstery on all surfaces</b>		
	• Fabric price group 1	No cost	Specify fabric color number.
	• Fabric price group 2	+\$ 26	Specify fabric color number.
	• Fabric price group 3	+\$ 78	Specify fabric color number.
	• Fabric price group 4	+\$ 156	Specify fabric color number.
	• Fabric price group 5	+\$ 260	Specify fabric color number.
	• Fabric price group 6	+\$ 390	Specify fabric color number.
	• Fabric price group 7	+\$ 520	Specify fabric color number.
	• Fabric price group 8	+\$ 676	Specify fabric color number.
	• Fabric price group 9	+\$ 832	Specify fabric color number.
	• Fabric price group 10	+\$ 962	Specify fabric color number.
• Leather	+\$1170	Specify leather color number.	

<b>Surface Materials</b>	<b>Edge upholstery: Upholstery on edge</b>		
	• Fabric price group 1	No cost	Specify fabric color number.
	• Fabric price group 2	+\$ 3	Specify fabric color number.
	• Fabric price group 3	+\$ 8	Specify fabric color number.
	• Fabric price group 4	+\$ 16	Specify fabric color number.
	• Fabric price group 5	+\$ 26	Specify fabric color number.
	• Fabric price group 6	+\$ 40	Specify fabric color number.
	• Fabric price group 7	+\$ 52	Specify fabric color number.
	• Fabric price group 8	+\$ 68	Specify fabric color number.
	• Fabric price group 9	+\$ 83	Specify fabric color number.
	• Fabric price group 10	+\$ 97	Specify fabric color number.
• Leather	+\$ 118	Specify leather color number.	

<b>Surface Materials</b>	<b>Upholstery on all surfaces except edge</b>		
	• Fabric price group 1	No cost	Specify fabric color number.
	• Fabric price group 2	+\$ 24	Specify fabric color number.
	• Fabric price group 3	+\$ 71	Specify fabric color number.
	• Fabric price group 4	+\$ 140	Specify fabric color number.
	• Fabric price group 5	+\$ 234	Specify fabric color number.
	• Fabric price group 6	+\$ 352	Specify fabric color number.
	• Fabric price group 7	+\$ 468	Specify fabric color number.
	• Fabric price group 8	+\$ 608	Specify fabric color number.
	• Fabric price group 9	+\$ 749	Specify fabric color number.
	• Fabric price group 10	+\$ 866	Specify fabric color number.
• Leather	+\$1054	Specify leather color number.	

▶ Options, continued on next page

*Tip: If selecting edge upholstery option, first select the fabric for the edge, then select the fabric for all other surfaces.*

► Options, continued from previous page

*Tip: If selecting front seat and back upholstery option, first select the fabric for the front of the back and seat, then select the fabric for all other surfaces.*

Options	Price	Required to Specify
<b>Surface Materials</b>		
<b>Front seat and back upholstery: Upholstery on front seat and back</b>		
• Fabric price group 1	No cost	Specify fabric color number.
• Fabric price group 2	+\$ 10	Specify fabric color number.
• Fabric price group 3	+\$ 31	Specify fabric color number.
• Fabric price group 4	+\$ 62	Specify fabric color number.
• Fabric price group 5	+\$104	Specify fabric color number.
• Fabric price group 6	+\$156	Specify fabric color number.
• Fabric price group 7	+\$208	Specify fabric color number.
• Fabric price group 8	+\$270	Specify fabric color number.
• Fabric price group 9	+\$333	Specify fabric color number.
• Fabric price group 10	+\$385	Specify fabric color number.
• Leather	+\$468	Specify leather color number.
<b>Upholstery on all surfaces except front seat and back</b>		
• Fabric price group 1	No cost	Specify fabric color number.
• Fabric price group 2	+\$ 16	Specify fabric color number.
• Fabric price group 3	+\$ 47	Specify fabric color number.
• Fabric price group 4	+\$ 94	Specify fabric color number.
• Fabric price group 5	+\$156	Specify fabric color number.
• Fabric price group 6	+\$234	Specify fabric color number.
• Fabric price group 7	+\$312	Specify fabric color number.
• Fabric price group 8	+\$406	Specify fabric color number.
• Fabric price group 9	+\$499	Specify fabric color number.
• Fabric price group 10	+\$577	Specify fabric color number.
• Leather	+\$702	Specify leather color number.
<b>COM / COL</b>		
• Customer's Own Material/ Vinyl (COM)	+\$ 31	► See <i>Surface Materials Reference Manual</i> .
• Customer's Own Leather (COL)	+\$104	► See <i>Surface Materials Reference Manual</i> .
<b>Feet</b>		
• Polished Aluminum	+\$ 52	Specify with 8046 Polished Aluminum.

► Specification Information, on next page

Reverse Lounge, continued

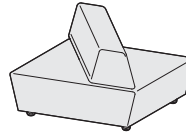
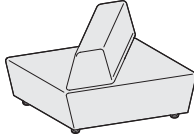
SIN 711.16

► Options, on previous page

**Specification Information**

• Style • Number	• Base • Price	• Style • Number	• Base • Price
---------------------	-------------------	---------------------	-------------------

**Same Upholstery**



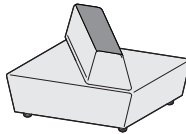
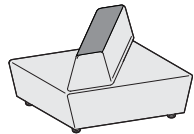
**Reverse Left**

**Reverse Right**

<b>MLRLS</b>	\$1196
:	:

<b>MLRRS</b>	\$1196
:	:

**Multiple Upholstery - Edge**



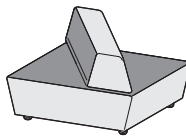
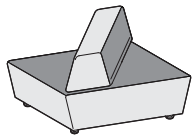
**Reverse Left**

**Reverse Right**

<b>MLRLE</b>	\$1196
:	:

<b>MLRRE</b>	\$1196
:	:

**Multiple Upholstery - Front Seat and Back**



**Reverse Left**

**Reverse Right**

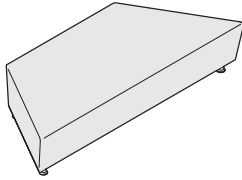
<b>MLRLF</b>	\$1196
:	:

<b>MLRRF</b>	\$1196
:	:



# Backless Lounge

SIN 711.16



Standard Includes	Required to Specify
-------------------	---------------------

- |   |  |
|---|--|
| Standard Includes   | Required to Specify  |
| <ul style="list-style-type: none"> <li>• Backless lounge: fabric</li> <li>• Aluminum feet: paint</li> <li>• Ganging brackets</li> </ul> | <ol style="list-style-type: none"> <li>1 Style number</li> <li>2 Fabric color number for upholstery</li> <li>3 Paint color number for feet:                             <ul style="list-style-type: none"> <li>4140 Arctic White Gloss</li> <li>4799 Platinum Metallic</li> <li>4803 Near Black Metallic</li> </ul> </li> <li>4 Options, if selected (see below)                             <ul style="list-style-type: none"> <li>▶ See <i>Surface Materials</i>, page 279.</li> </ul> </li> </ol> |

Surface Materials	Options	Price	Required to Specify
-------------------	---------	-------	---------------------

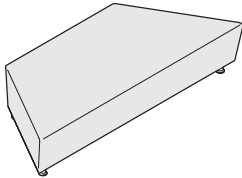
Surface Materials	Options	Price	Required to Specify
	<b>Fire Code Seating</b>		
	• FCS	+\$ 78	Add suffix <b>F</b> to the style number.
	<b>Soil-Retardant Treatment</b>		
	• Soil-retardant treatment applied to upholstery fabric	+\$ 30	Specify with <i>soil-retardant treatment</i> .
	<b>Same upholstery on all surfaces</b>		
	• Fabric price group 1	No cost	Specify fabric color number.
	• Fabric price group 2	+\$ 26	Specify fabric color number.
	• Fabric price group 3	+\$ 78	Specify fabric color number.
	• Fabric price group 4	+\$ 182	Specify fabric color number.
	• Fabric price group 5	+\$ 312	Specify fabric color number.
	• Fabric price group 6	+\$ 468	Specify fabric color number.
	• Fabric price group 7	+\$ 650	Specify fabric color number.
	• Fabric price group 8	+\$ 858	Specify fabric color number.
	• Fabric price group 9	+\$1066	Specify fabric color number.
	• Fabric price group 10	+\$1222	Specify fabric color number.
	• Leather	+\$1430	Specify leather color number.
	<b>Front upholstery:</b>		
	<b>Upholstery on seat surface</b>		
	• Fabric price group 1	No cost	Specify fabric color number.
	• Fabric price group 2	+\$ 10	Specify fabric color number.
	• Fabric price group 3	+\$ 31	Specify fabric color number.
	• Fabric price group 4	+\$ 73	Specify fabric color number.
	• Fabric price group 5	+\$ 125	Specify fabric color number.
	• Fabric price group 6	+\$ 187	Specify fabric color number.
	• Fabric price group 7	+\$ 260	Specify fabric color number.
	• Fabric price group 8	+\$ 343	Specify fabric color number.
	• Fabric price group 9	+\$ 426	Specify fabric color number.
	• Fabric price group 10	+\$ 489	Specify fabric color number.
	• Leather	+\$ 572	Specify leather color number.
	<b>Upholstery on all surfaces except seat surface</b>		
	• Fabric price group 1	No cost	Specify fabric color number.
	• Fabric price group 2	+\$ 16	Specify fabric color number.
	• Fabric price group 3	+\$ 47	Specify fabric color number.
	• Fabric price group 4	+\$ 109	Specify fabric color number.
	• Fabric price group 5	+\$ 187	Specify fabric color number.
	• Fabric price group 6	+\$ 281	Specify fabric color number.
	• Fabric price group 7	+\$ 390	Specify fabric color number.
	• Fabric price group 8	+\$ 515	Specify fabric color number.
	• Fabric price group 9	+\$ 640	Specify fabric color number.
	• Fabric price group 10	+\$ 733	Specify fabric color number.
	• Leather	+\$ 858	Specify leather color number.
	<b>COM / COL</b>		
	• Customer's Own Material/ Vinyl (COM)	+\$ 31	▶ See <i>Surface Materials Reference Manual</i> .
	• Customer's Own Leather (COL)	+\$ 104	▶ See <i>Surface Materials Reference Manual</i> .
	<b>Feet</b>		
	• Polished Aluminum	+\$ 52	Specify with <i>8046 Polished Aluminum</i> .

*Tip: If selecting front upholstery option, first select the fabric for the surface, then select the fabric for all other surfaces.*



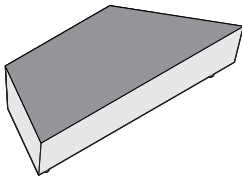
**Specification Information**

• Style • Number	• Base • Price
---------------------	-------------------



**Same Upholstery**

MLBBS	\$1612
-------	--------



**Multiple Upholstery - Front Seat**

MLBBF	\$1612
-------	--------



---

# Specifying RoomWizard II

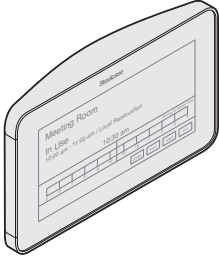
---

## Specifying

RoomWizard II Room Scheduling System (SIN 711.99)	<b>276</b>
RoomWizard II Room Accessories (SIN 711.99)	<b>277</b>

# RoomWizard II Room Scheduling System

SIN 711.99



Tip: Plan for cable routing prior to installation.

Standard Includes	Required to Specify
-------------------	---------------------

<ul style="list-style-type: none"> <li>RoomWizard II appliance</li> <li>RoomWizard II operating system</li> <li>Standard mount</li> <li>Installation and operation guide</li> <li>Standard 3 year warranty</li> </ul>	<ul style="list-style-type: none"> <li>1 Style number</li> <li>2 Options, if selected (see below)</li> </ul>
---	--

Options	Price	Required to Specify
---------	-------	---------------------

<b>Extended Warranty</b> <ul style="list-style-type: none"> <li>Extends warranty to 5 years</li> </ul>	+\$920	Specify with extended warranty.
<b>Mounting Options</b> <ul style="list-style-type: none"> <li>Universal mounting bracket</li> <li>Direct-to-glass mounting bracket</li> <li>Universal mounting bracket with furniture hardware kit</li> </ul>	+\$166 +\$166 +\$302	Specify with universal mounting bracket. Specify with direct-to-glass mounting bracket. Specify with universal mounting bracket with furniture hardware kit.

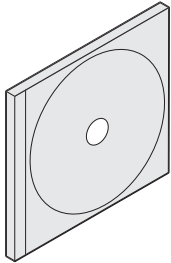
Specification Information	
---------------------------	--

Style Number	Base Price
RW20	\$3115
.	.

# RoomWizard II Accessories

SIN 711.99

## Lotus Domino Synchronization Package



*Tip: Lotus Domino Synchronization Package is also available for immediate purchase and download from [store.steelcase.com](http://store.steelcase.com).*

Standard Includes	Required to Specify
-------------------	---------------------

- RoomWizard II driver software for synchronizing with Lotus Domino
- Technical support by means of a WebEx session to assist client IT personnel in installation of the synchronization driver

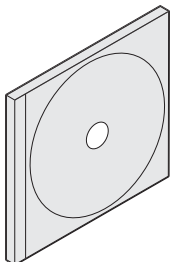
Style number

Specification Information	
---------------------------	--

Style Number	Price
DTPRWS01	\$1839

Integrated Technologies

## Microsoft Exchange Synchronization Packages



*Tip: The upgrade package is for customers who wish to upgrade from the 2.X Connector to the 3.X Connector. A previous license must be owned prior to the purchase of an upgrade.*

*Tip: Microsoft Exchange Synchronization Packages are also available for immediate purchase and download from [store.steelcase.com](http://store.steelcase.com).*

Standard Includes	Required to Specify
-------------------	---------------------

- RoomWizard II driver software connector and license for synchronizing with Microsoft Exchange
- Technical support by means of a WebEx session to assist client IT personnel in installation of the synchronization connector

Style number

Specification Information	
---------------------------	--

Style Number	Price
DTPRWS02	\$1839

### Microsoft Exchange Synchronization Package

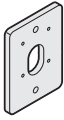
DTPRWS02	\$1839
----------	--------

### Microsoft Exchange Synchronization Package Software Upgrade

DTPRWS02U	\$ 549
-----------	--------

SIN 711.99

### RoomWizard II Junction Box-Plate Mounts



Standard Includes	Required to Specify
• Five RoomWizard II junction box faceplates	Style number

#### Specification Information

• Style Number	• Price
RWJPM	\$78

# Surface Materials

**This listing** includes all the surface material choices that are available for the products in this specification guide.

## Resources

For more information about surface materials, refer to the following resources:

**Additional surface materials specification tools** are available to assist you in the specification process—the Surface Materials Binders.

## Surface Materials Binders

- Surface Materials Reference Manual
- A complete set of swatch cards for hard surfaces, vertical surface fabrics, and seating upholstery

## Paint

### Steelcase Surfaces

*Tip: All products may not be available in all colors listed below.*

▶ See page 284 for an overview of the paint colors available on each component.

- Applies to:
- media:scape aluminum infills
  - media:scape lounge ledges and canopies

## Price Group 1

### Smooth Paint

- 4242 Milk

### Textured Paint

- 7207 Black
- 7225 Sand
- 7230 Basalt
- 7236 Fog
- 7237 Slate
- 7238 Fieldstone
- 7239 Midnight
- 7241 Arctic White
- 7243 Seagull
- 7360 Merle

## Price Group 2

### Smooth Metallic Paint

- 4728 Nickel Metallic
- 4743 Mineral Metallic
- 4744 Pearl Metallic
- 4750 Champagne Metallic
- 4751 Bronze Metallic
- 4752 Steel Metallic
- 4788 Gold Dust Metallic
- 4798 Sterling Metallic
- 4799 Platinum Metallic
- 4803 Near Black Metallic

### Textured Metallic Paint

- 7245 Carbon Metallic
- 7246 Midnight Metallic

Applies to:

- media:scape table legs, base, column and totem frame
- ScapeSeries tables
- 4799 Platinum Metallic
- 4803 Near Black Metallic

## Select Surfaces

### Price Group 3

#### Accent paint

Accent paints allow you to choose from a pre-matched color palette of trend driven colors that are available without the PerfectMatch registration fee. Refer to the *Surface Materials Reference Manual* for more information about this program.

## Custom Surfaces

### Price Group 3

#### PerfectMatch

PerfectMatch is a service that allows you to create your own paint color. Refer to the *Surface Materials Reference Manual* for more information about this program.

## Metal/Accessory Paints

### Steelcase Surfaces

Applies to:

- media:scape table legs, base, column, and totem frame
- 4140 Arctic White Gloss

Applies to:

- media:scape table footing
- ScapeSeries table footing
- 803S Stainless Steel

## Laminate

Applies to:

- media:scape tables
- media:scape lounge ledges and canopies
- ScapeSeries tables

## High-Pressure Laminate

### Fiber Laminate

- 2850 Vanadium Fiber
- 2851 Rhyme Fiber
- 2852 Tungsten Fiber
- 2854 Vellum Fiber
- 2859 Novell Fiber
- 2860 Granite Fiber
- 2861 Coconut Fiber
- 2862 Stucco Fiber

### Micro Laminate

- 2920 Marl Micro
- 2921 Gypsum Micro
- 2922 Clay Micro
- 2923 Shadow Micro

### Patina Laminate

- 2870 Blonde Bronze Patina
- 2871 Blackened Bronze Patina
- 2873 Instant Iron Patina

### Solid Laminate

- 2722 Cream
- 2730 Arctic White
- 2746 Black
- 2759 Warm White
- 2766 Warm Brown V1
- 2811 Mist
- 2883 Seagull
- 2884 Milk
- 2885 Dune

### Speckle Laminate

- 2820 Coffee Speckle
- 2822 Woodrose Speckle
- 2823 Driftwood Speckle
- 2824 Smoke Speckle
- 2825 Vanadium Speckle

*Note: Some wood veneer finishes and woodgrain laminates share the same name. Because of the difference in materials, veneers and laminates of the same name are not an exact match but do coordinate with each other.*

## Woodgrain

- 2406 Clear Cherry
- 2409 Clear Maple
- 2410 Graphite Walnut
- 2412 Natural Cherry
- 2422 Medium Cherry
- 2511 Winter on Maple
- 2538 Clear Walnut
- 2539 Warm Oak
- 2592 Blonde on Maple
- 2714 Natural Walnut
- 2772 Medium Mahogany on Walnut
- 2HAK Clear Oak
- 2HAT Acacia

## Turnstone Laminate Collection

A selection of laminates and edge bands in this collection are available on Steelcase brand products. This collection is available with standard leadtimes and supported like standard laminates to help make ordering easy. Please see the Turnstone section of [village.steelcase.com](http://village.steelcase.com) for swatching information.

- 2535 Virginia Walnut
- 2536 Blackwood
- 2612 Marbled Maple
- 2614 Chocolate Walnut
- 2615 Marbled Cherry

## Custom Surfaces

### Open Line Laminate (OLL)

This service allows you to order non-standard laminate at an additional processing fee of \$64 per worksurface or top, plus the cost of the laminate.

**When processing orders for Open Line laminate** on media:scape, specify 2900 in the laminate finish field and enter the OLL manufacturer information. Enter the required edge finish as you would a standard laminate.

*Note: Open Line Laminate (OLL) is not available on media:scape lounge ledges and canopies.*

## Laminate Approval and Material Requirements

To confirm whether a particular laminate has already been tested for use on a specific Steelcase product or to determine material square foot requirements:

- Visit [www.steelcase.com](http://www.steelcase.com)

**For additional information**, refer to the *Surface Materials Reference Manual*.

## Wood

Applies to:

- media:scape tables
- media:scape lounge ledges and canopies
- ScapeSeries tables

Steelcase carefully selects veneer and solid wood for consistent color and grain structure. Wood is a natural material and variations will occur in color, grain and texture. These variations are part of the inherent natural beauty of wood and are not considered defects.

All wood products will darken with age and exposure to ultraviolet light. This is especially apparent with cherry and maple veneer. We recommend that desk accessories be rearranged periodically to ensure even aging of wood surfaces.

When storing your wood furniture, please follow the following guidelines:

- Do not store products in trailers
- Store products in areas that simulate office temperatures (60°F to 90°F)
- Store products in areas that maintain constant, office-like humidity levels
- Keep product away from light. Cover products to make sure they are not exposed to light.

Surface Materials, continued

**Steelcase Surfaces**

**Veneer**

Veneers are matched for proper balance and consistency. Veneers are available flat cut or quarter cut, except for Oak, which is rift cut. Refer to the *Surface Materials Reference Manual* for descriptions of each cut.

**Open-pore finish** is a medium gloss finish that leaves the wood grain texture visible to the eye and distinguishable to the touch.

**Flat-cut open-pore finish choices**

- 3062 FC/OP Graphite Walnut
- 3402 FC/OP Clear Cherry (Aged)
- 3412 FC/OP Natural Cherry
- 3422 FC/OP Medium Cherry
- 3522 FC/OP Clear Maple\*
- 3572 FC/OP Amber on Maple
- 3592 FC/OP Blonde on Maple
- 3702 FC/OP Clear Walnut
- 3712 FC/OP Natural Walnut
- 3722 FC/OP Dark Mahogany on Walnut
- 3752 FC/OP Medium Walnut
- 3762 FC/OP Dark Walnut
- 3772 FC/OP Medium Mahogany on Walnut

**Quarter-cut open-pore finish choices**

- 3042 QC/OP Ash\*
- 3102 QC/OP Clear Cherry (Aged)
- 3222 QC/OP Clear Maple\*
- 3272 QC/OP Amber on Maple
- 3292 QC/OP Blonde on Maple
- 3302 QC/OP Clear Walnut
- 3312 QC/OP Natural Walnut
- 3322 QC/OP Dark Mahogany on Walnut
- 3352 QC/OP Medium Walnut
- 3362 QC/OP Dark Walnut
- 3372 QC/OP Medium Mahogany on Walnut
- 3382 QC/OP Graphite Walnut

**Rift-cut open-pore finish choices**

- 3602 RC/OP Desert Oak
- 3612 RC/OP Warm Oak
- 3692 RC/OP Espresso Oak

**Full-fill finish** is a medium-gloss finish that completely fills the grain texture, yet allows the grain pattern to be seen. The wood has a lustrous, satiny look, and it is smooth to the touch. This finish is available on the wood desks or top only.

**Flat-cut full-fill finish choices**

- 3064 FC/FF Graphite Walnut
- 3404 FC/FF Clear Cherry (Aged)
- 3414 FC/FF Natural Cherry
- 3424 FC/FF Medium Cherry
- 3524 FC/FF Clear Maple\*
- 3544 FC/FF Blonde on Maple
- 3574 FC/FF Amber on Maple
- 3704 FC/FF Clear Walnut
- 3714 FC/FF Natural Walnut
- 3724 FC/FF Dark Mahogany on Walnut
- 3754 FC/FF Medium Walnut
- 3764 FC/FF Dark Walnut
- 3774 FC/FF Medium Mahogany on Walnut

**Quarter-cut full-fill finish choices**

- 3104 QC/FF Clear Cherry (Aged)
- 3224 QC/FF Clear Maple\*
- 3274 QC/FF Amber on Maple
- 3294 QC/FF Blonde on Maple
- 3304 QC/FF Clear Walnut
- 3314 QC/FF Natural Walnut
- 3324 QC/FF Dark Mahogany on Walnut
- 3354 QC/FF Medium Walnut
- 3364 QC/FF Dark Walnut
- 3374 QC/FF Medium Mahogany on Walnut
- 3384 QC/FF Graphite Walnut

**Rift-cut full-fill finish choices**

- 3604 RC/FF Desert Oak
- 3614 RC/FF Warm Oak
- 3694 RC/FF Espresso Oak

*\*To ensure an understanding of the color ranges and characteristic variations of natural veneer, a sign-off sheet is required prior to orders being accepted for this clear-coat finish. The sign-off sheet is available through Steelcase advertising stock. Please use form number 09-0000756 for 3042, form number 05-0001370 for 3222 or 3224.*

**Steelcase Surfaces**

**Premium Veneers**

A selection of Premium veneers in this collection are available on most Steelcase brand products. The collection will be available as close to standard leadtimes as possible. However, because adequate supplies of veneer and solids must be secured, all orders will be scheduled individually. Lead-times will vary based on Premium veneer and Premium solids availability at the time the order is placed. The collection is Graded-In as Wood Group 2 and Wood Group 3, and supported like standard veneers to make ordering easy. Please see the Steelcase surface materials section on [village.steelcase.com](http://village.steelcase.com) for sample information and product line availability. All premium veneers are in clear-coat.

**Quarter-cut open-pore finish choices**

- Wood Group 2**
- 3032 QC/OP Dark Thin Line Bamboo
  - 3042 QC/OP Ash
  - 3052 QC/OP Ribbon Sapele

**Wood Group 3**

- 3832 QC/OP Figured Anegre
- 3842 QC/OP Figured Makore

*Note: Full-fill finish is not available on Premium veneers as a standard. To ensure an understanding of the color ranges and characteristic variations of natural veneer, a sign-off sheet is required prior to orders being accepted for this clear-coat finish. The sign-off sheet is available through Steelcase advertising stock. Please use form number 09-0000755 for 3032, form number 09-0000756 for 3042, form number 09-0000757 for 3052, form number 09-0000758 for 3832, and form number 09-0000759 for 3842.*

**Custom Surfaces**

**Customiz stain** is a service that allows you to create your own stain colors and finishes on standard veneer. Customiz stain color is available on all product lines that offer wood veneer.

A \$425 stain matching fee applies on CUSTOMIZ requests (Exception: The \$425 fee does not apply on matches to Coalesse standard finishes or for a low-gloss finish request on a standard color). The \$425 fee covers the cost of formulating the Customiz color finish and applies regardless of whether or not an order for product is placed.

In addition, an approval form must be signed to indicate customer acceptance of Customiz match. A \$5,000 initiation fee will be charged prior to first order entry, which activates the finish for an 18 month time period. If additional years are needed, a \$1,000 annual annuity fee applies. All style number related CUSTOMIZ charges are no cost as of April 2014.

Customiz stain takes 10 days to formulate. Consult the *Surface Materials Reference Manual* for more information. Custom veneers are also available and must be quoted by Steelcase specials group. Customiz stain on custom veneers takes 2 to 4 weeks to formulate.

Requirements and information on ordering a Customiz stain color are found in the *Surface Materials Reference Manual*.



**Plastic**

**Steelcase Surfaces**

Applies to:

- media:scape tables
- media:scape lounge ledges and canopies
- ScapeSeries tables

- 6000 Black\*
- 6001 Coffee\*
- 6009 Arctic White\*
- 6034 Natural Cherry
- 6036 Medium Cherry
- 6037 Winter on Maple
- 6038 Blonde on Maple
- 6041 Natural Walnut
- 6045 Medium Mahogany on Walnut
- 6052 Milk
- 6053 Seagull\*
- 6213 Acacia
- 6219 Clear Oak
- 6231 Graphite Walnut\*
- 6234 Clear Cherry\*
- 6237 Clear Maple\*
- 6242 Virginia Walnut\*
- 6243 Blackwood\*
- 6245 Clear Walnut\*
- 6246 Warm Oak\*
- 6249 Platinum Solid\*
- 6615 Grey V5\*
- 6619 Ice\*
- 6631 Cream\*
- 6635 Dawn\*
- 6636 Mist\*
- 6654 Sand\*
- 6655 Warm White\*
- 6676 Marbled Maple
- 6677 Chocolate Walnut
- 6678 Marbled Cherry
- 6694 Slate\*
- 6695 Midnight\*
- 6697 Fog\*
- 6698 Fieldstone\*

\* These solid color and woodgrain edge colors are a polyolefin blend, PVC-free material for 3 mm and 1 mm edge banding.

**Note: Light color plastic edges are susceptible to degradation due to normal wear and tear. Staining (e.g., ball point pen or clothing dyes such as blue jeans) and dirt effects are more pronounced in light colors and are not considered defects.**

**Seating Upholstery**

Applies to:  
• media:scape lounge

**Steelcase Surfaces**

**Price Group 1**

**Buzz2**

- 5F01 Camel
- 5F03 Tomato
- 5F04 Red
- 5F05 Burgundy
- 5F06 Sky
- 5F07 Blue
- 5F08 Navy
- 5F10 Grape
- 5F11 Eggplant
- 5F15 Stone
- 5F16 Grey
- 5F17 Black
- 5G50 Dunegrass
- 5G51 Sable
- 5G52 Barley
- 5G53 Sunrise
- 5G54 Carrot
- 5G55 Pumpkin
- 5G56 Timber
- 5G57 Rouge
- 5G58 Chocolate
- 5G59 Meadow
- 5G60 Ivy
- 5G61 Cyan
- 5G62 Atlantic
- 5G63 Crocus
- 5G64 Alpine
- 5G65 Tornado

**Jacks**

- 5B61 Taupe
- 5B63 Camel
- 5B64 Pewter
- 5B66 Plum
- 5B68 Lichen
- 5B69 Ocean
- 5B70 Midnight

**Link**

- 5A20 Burgundy
- 5A21 Rust
- 5A23 Green
- 5A24 Blue
- 5A25 Navy
- 5A26 Purple
- 5A27 Black
- 5A28 Ocean
- 5A29 Lichen
- 5A30 Chamois

**Playground**

- 5F28 Claret
- 5F29 Chile
- 5F30 Amber
- 5F31 Nut
- 5F32 Blade
- 5F33 Stone
- 5F34 Sky
- 5F35 Navy
- 5F36 Huckleberry
- 5F37 Charcoal

**Price Group 2**

**Chainmail**

- 5550 Cotton
- 5551 Space
- 5552 Silver Dollar
- 5553 Volcano
- 5554 Orange Crush
- 5555 Tricycle
- 5556 Geranium
- 5557 Banana
- 5558 Margarita
- 5559 Lagoon

**Cogent: Connect**

- 5S15 Coconut
- 5S16 Turmeric
- 5S17 Tangerine
- 5S18 Scarlet
- 5S19 Concord
- 5S20 Maya Blue
- 5S21 Blue Jay
- 5S22 Basil
- 5S23 Wasabi
- 5S24 Nickel
- 5S25 Graphite
- 5S26 Licorice
- 5S27 Malt
- 5S28 Root Beer
- 5S93 Blueprint
- 5S94 Lizard
- 5S95 Sailor
- 5S96 Quicksilver
- 5S97 Nugget
- 5S98 Canary
- 5S99 Lipstick
- 5SD0 Royal Blue

**Cricket**

- 5A84 Plum
- 5A85 Camel
- 5A86 Charcoal
- 5A87 Black
- 5A90 Currant
- 5A91 Spearmint
- 5A92 Sky
- 5A93 Midnight
- 5A95 Ocean
- 5A96 Forest

**Regis2**

- 5F18 Black
- 5F21 Elephant
- 5F23 Aqua
- 5F24 Pacific
- 5F26 Cherry
- 5F27 Navy

**Seating Vinyl**

- 5801 Topaz
- 5805 Foggy Night
- 5809 Black
- 5810 Forest
- 5812 Navy
- 5813 Currant
- 5814 Leaf
- 5815 Seaside
- 5817 Pebble
- 5818 Spice
- 5819 Thistle
- 5820 Coffee
- 5822 Iris

**Spyder**

- 5B00 Orchid
- 5B01 Foggy Night
- 5B04 Peri
- 5B06 Dove
- 5B07 Sage
- 5B09 Topaz

**Stand In**

- 5621 Sleet
- 5622 Lunar
- 5623 Cyclone
- 5624 Eclipse
- 5625 Powder
- 5626 Chardonnay
- 5627 Graham
- 5628 Sediment
- 5629 Allspice
- 5630 Apple
- 5631 Lava
- 5632 Cayenne
- 5633 Plantain
- 5634 Parsley
- 5635 Scallion
- 5636 Atlantis
- 5691 Orca

**Price Group 3**

**Cogent: Tides**

- 5S71 Butter
- 5S72 Snow
- 5S73 Celery
- 5S74 Wicker
- 5S75 Pool
- 5S76 Cloud
- 5S77 Grass
- 5S78 Clay
- 5S79 Hyacinth
- 5S80 Jet
- 5S81 Doe
- 5S82 Boysenberry
- 5S83 Night

**Gaja - C2C**

- 5W40 Black
- 5W41 Pepper
- 5W42 Pearl Grey
- 5W43 Crimson
- 5W44 Ink
- 5W45 Night Blue
- 5W46 Petrol
- 5W47 Greige
- 5W48 Sepia
- 5W49 Umber
- 5W50 Java
- 5W51 Camellia Red
- 5W52 Emerald
- 5W53 Snow Pea
- 5W54 Olive
- 5W55 Light Blue
- 5W56 Maroon
- 5W57 Black Raspberry
- 5W58 Spruce
- 5W59 Apple Green
- 5W60 Deep Blue
- 5W61 Chili Pepper
- 5W62 Daffodil

**Hampstead**

- B366 Blue Blue Violet V4
- B369 Blue Blue Violet V5
- B389 Red Red Violet V5
- B395 Grey V5
- B399 Black
- B423 Clementine
- B424 Butter Cream
- B425 Iris
- B426 Sapphire
- B427 Turquoise
- B428 Navy
- B429 Charcoal
- B430 Spa
- B431 Plum
- B432 Cocoa
- B433 Cork
- B434 Stone
- B435 Metal
- B436 Peridot
- B437 Cactus
- B438 Sycamore
- B439 Candy Apple

Surface Materials, continued

**Price Group 5**

**Bo Peep**

- 5G66 Pita
- 5G67 Bone
- 5G68 Safari
- 5G69 Brown Sugar
- 5G70 Chocolate Chip
- 5G71 Candlelight
- 5G72 Honey Mustard
- 5G73 Marmalade
- 5G74 Picnic
- 5G75 Pinot
- 5G76 Bloom
- 5G77 Grapevine
- 5G78 Firefly
- 5G79 Artichoke
- 5G80 Serpent
- 5G81 Carolina
- 5G82 Blue Bonnet
- 5G83 Nautical
- 5G84 Gravel
- 5G85 Sharkskin
- 5G86 Kohl

**Remix**

- RE01 Rust
- RE02 Pumpkin
- RE03 Pebble
- RE04 Dark Chocolate
- RE05 Beige
- RE06 Linen Beige
- RE07 Hazelnut
- RE08 Concrete Grey
- RE09 Sky Blue
- RE10 Blue Jean
- RE11 Ivy Green
- RE12 Primavera Yellow
- RE13 Night Blue

**Price Group 6**

**Brisa**

- BR01 Black Onyx
- BR04 Truffle
- BR06 Ash
- BR07 Sage
- BR08 Celery
- BR09 Sterling Blue
- BR10 Night Navy
- BR11 Cambridge Blue
- BR12 Abyss
- BR13 Canyon
- BR14 Pompeian Red
- BR15 Salsa
- BR16 Cinnebar
- BR17 Aztec
- BR18 New Sand
- BR19 Cream
- BR20 White
- BR21 Moccasin
- BR22 Buckskin
- BR23 Prairie

**Price Group 7**

**Steelcut Trio**

- TR01 Mist Grey
- TR02 Stone Grey
- TR03 Cassonade Beige
- TR04 Nutmeg Beige
- TR05 Chocolate Blue
- TR06 Licorice Black
- TR07 Mustard Yellow
- TR08 Red Currant
- TR09 Raspberry Pink
- TR10 Myrtle Brown
- TR11 Ice Blue
- TR12 Electric Blue
- TR13 Peppermint Green
- TR14 Blue Jay Mix
- TR15 Brown Frost
- TR16 Lime Green

**Leather Price Group**

- L107 Black
- L202 Dusk
- L207 Mahogany
- L220 Soapstone
- L221 Rocky
- L500 Camel
- L503 Navy
- L507 Vineyard

**Select Surfaces**

**For information on products within Select Surfaces,** including accent paints and fabrics from Designtex and Pollack, please refer to the *Surface Materials Reference Manual* or visit [Steelcase.com/selectsurfaces](http://Steelcase.com/selectsurfaces).

**Seating Upholstery**

Applies to:  
 • media:scape lounge canopy fabric panels

**Connect 3D**

- 5014 Royal Blue
- 5015 Coconut
- 5016 Turmeric
- 5017 Tangerine
- 5018 Scarlet
- 5019 Concord
- 5020 Maya Blue
- 5021 Blue Jay
- 5022 Basil
- 5023 Wasabi
- 5024 Nickel
- 5025 Graphite
- 5026 Licorice
- 5027 Malt
- 5028 Root Beer
- 5030 Sailor

**Custom Surfaces**

**Price Group COM (Customer's Own Material)**

**Fabric Approval and Yardage**

To confirm whether a particular COM material has already been tested for use on a specific Steelcase product or to determine actual yardage requirements:  
 • Visit [www.steelcase.com](http://www.steelcase.com)

**For additional information regarding Customer's Own Material,** call 1.888.STEELCASE or send an email to [lineone@steelcase.com](mailto:lineone@steelcase.com)

# Panel Fabric and Seating Upholstery Matrix

**Legend**

- = Not available
- = Available

	media:scape Lounge	media:scape Lounge canopy
<b>Panel Fabric</b>		
<b>Abacus</b> Price Group 1	•	•
<b>Acadia</b> Price Group 1	•	•
<b>Brunswick</b> Price Group 2	•	•
<b>Regatta</b> Price Group 2	•	•
<b>Seating Upholstery</b>		
<b>Bo Peep</b> Price Group 5	■	•
<b>Brisa</b> Price Group 6	■	•
<b>Brooch</b> Price Group 5	•	•
<b>Buzz2</b> Price Group 1	■	•
<b>Chainmail</b> Price Group 2	■	•
<b>Cogent: Connect</b> Price Group 2	■	•
<b>Connect 3D</b>	•	■
<b>Cogent: Tides</b> Price Group 3	■	•
<b>Cricket</b> Price Group 2	■	•
<b>Gaja - C2C</b> Price Group 3	■	•
<b>Hampstead</b> Price Group 3	■	•
<b>Jacks</b> Price Group 1	■	•
<b>Leather</b> Leather Price Group	■	•
<b>Link</b> Price Group 1	■	•
<b>Playground</b> Price Group 1	■	•
<b>Redeem</b> Price Group 3	■	•
<b>Regis2</b> Price Group 2	■	•
<b>Remix</b> Price Group 5	■	•
<b>Retrieve</b> Price Group 3	■	•
<b>Rough and Ready</b> Price Group 6	■	•
<b>Seating Vinyl</b> Price Group 2	■	•
<b>Spyder</b> Price Group 2	■	•
<b>Stand In</b> Price Group 2	■	•
<b>Steelcut Trio</b> Price Group 7	■	•

# Paint Color Availability Matrix

**Legend**

- = Not available
- = Available

	<b>media:scape Tables</b> Column, table base, table feet, totem frame, totem-mounted camera ledge, and CODEC cases			<b>ScapesSeries Tables</b> Column, table base, table feet, and shroud		<b>media:scape mini and mobile</b> Shroud, bridge, and media well	
	Column	Table base	Table feet	Column	Table base	Table feet	Shroud
<b>Paint Price Group 1 (Smooth)</b>							
<b>4242</b> Milk	•	■	•	•	•	•	•
<b>Paint Price Group 1 (Textured)</b>							
<b>7207</b> Black	•	■	•	•	•	•	•
<b>7225</b> Sand	•	■	•	•	•	•	•
<b>7230</b> Basalt	•	■	•	•	•	•	•
<b>7236</b> Fog	•	■	•	•	•	•	•
<b>7237</b> Slate	•	■	•	•	•	•	•
<b>7238</b> Fieldstone	•	■	•	•	•	•	•
<b>7239</b> Midnight	•	■	•	•	•	•	•
<b>7241</b> Arctic White	•	■	•	•	•	•	•
<b>7243</b> Seagull	•	■	•	•	•	•	•
<b>7360</b> Merle	•	■	•	•	•	•	•
<b>Paint Price Group 2 (Metallic)</b>							
<b>4728</b> Nickel Metallic	•	■	•	•	•	•	•
<b>4743</b> Mineral Metallic	•	■	•	•	•	•	•
<b>4744</b> Pearl Metallic	•	■	•	•	•	•	•
<b>4750</b> Champagne Metallic	•	■	•	•	•	•	•
<b>4751</b> Bronze Metallic	•	■	•	•	•	•	•
<b>4752</b> Steel Metallic	•	■	•	•	•	•	•
<b>4788</b> Gold Dust Metallic	•	■	•	•	•	•	•
<b>4798</b> Sterling Metallic	•	■	•	•	•	•	•
<b>4799</b> Platinum Metallic	■	■	■	■	■	■	■
<b>4803</b> Near Black Metallic	■	■	■	■	■	■	■
<b>7245</b> Carbon Metallic	•	■	•	•	•	•	•
<b>7246</b> Midnight Metallic	•	■	•	•	•	•	•
<b>Paint Price Group 2 (Smooth)</b>							
<b>0835</b> Black	•	■	•	•	•	•	•
<b>Accessory Paints</b>							
<b>4140</b> Arctic White Gloss	■	•	■	■	■	■	■
<b>4144</b> Black Gloss	•	•	•	•	•	•	•

# Laminate Matrix

## High-Pressure Laminate

**Legend**

- = Not available
- = Available
- = Available with exceptions

	media:scape Tables	ScapeSeries Tables	media:scape Lounge Ledge and Canopy
<b>High-Pressure Laminates (HPL)</b>			
<b>Fiber Laminates</b>			
2850 Vanadium Fiber	■	■	■
2851 Rhyme Fiber	■	■	■
2852 Tungsten Fiber	■	■	■
2854 Vellum Fiber	■	■	■
2859 Novell Fiber	■	■	■
2860 Granite Fiber	■	■	■
2861 Coconut Fiber	■	■	■
2862 Stucco Fiber	■	■	■
<b>Micro Laminates</b>			
2920 Marl Micro	■	■	■
2921 Gypsum Micro	■	■	■
2922 Clay Micro	■	■	■
2923 Shadow Micro	■	■	■
<b>Patina Laminates</b>			
2870 Blonde Bronze Patina	■	■	■
2871 Blackened Bronze Patina	■	■	■
2873 Instant Iron Patina	■	■	■
<b>Solid Laminates</b>			
2722 Cream	■	■	■
2730 Arctic White	■	■	■
2746 Black	■	■	■
2759 Warm White	■	■	■
2811 Mist	■	■	■
2883 Seagull	■	■	■
2884 Milk	■	■	■
2885 Dune	■	■	■
<b>Speckle Laminates</b>			
2820 Coffee Speckle	■	■	■
2822 Woodrose Speckle	■	■	■
2823 Driftwood Speckle	■	■	■
2824 Smoke Speckle	■	■	■
2825 Vanadium Speckle	■	■	■

	media:scape Tables	ScapeSeries Tables	media:scape Lounge Ledge and Canopy
<b>High-Pressure Laminates (HPL)</b>			
<b>Woodgrain Laminates</b>			
2406 Clear Cherry	■	■	■
2409 Clear Maple	■	■	■
2410 Graphite Walnut	■	■	■
2412 Natural Cherry	■	■	■
2422 Medium Cherry	■	■	■
2511 Winter on Maple	■	■	■
2538 Clear Walnut	■	■	■
2539 Warm Oak	■	■	■
2592 Blonde on Maple	■	■	■
2714 Natural Walnut	■	■	■
2772 Med Mahogany on Walnut	■	■	■
2HAK Clear Oak	■	■	■
2HAT Acacia	■	■	■
<b>Turnstone Laminate Collection</b>			
2535 Virginia Walnut	■	■	■
2536 Blackwood	■	■	■
2612 Marbled Maple	■	■	■
2614 Chocolate Walnut	■	■	■
2615 Marbled Cherry	■	■	■
<b>Open Line Laminate (Upcharge)</b>			
Open Line Laminate	■	■	•

Integrated Technologies

# Recommended Surface Edge Finishes

## Recommended Edge Colors for media:scape Tables and ScapeSeries Tables—High-Pressure Laminate

### Edges

The recommended edge color will complement the laminate color you specify. Edge color is specified separately.

Laminate Color	Recommended Edge Color
<b>Fiber Laminate</b>	
2850 Vanadium Fiber	6654 Sand
2851 Rhyme Fiber	6631 Cream
2852 Tungsten Fiber	6636 Mist
2854 Vellum Fiber	6655 Warm White
2859 Novell Fiber	6001 Coffee
2860 Granite Fiber	6000 Black
2861 Coconut Fiber	6654 Sand
2862 Stucco Fiber	6053 Seagull
<b>Micro Laminate</b>	
2920 Marl Micro	6053 Seagull
2921 Gypsum Micro	6654 Sand
2922 Clay Micro	6654 Sand
2923 Shadow Micro	6249 Platinum Solid
<b>Patina Laminate</b>	
2870 Blonde Bronze Patina	6654 Sand
2871 Blackened Bronze Patina	6615 Grey V5
2873 Instant Iron Patina	6615 Grey V5
<b>Solid Laminate</b>	
2722 Cream	6631 Cream
2730 Arctic White	6009 Arctic White
2746 Black	6000 Black
2759 Warm White	6655 Warm White
2811 Mist	6636 Mist
2883 Seagull	6053 Seagull
2884 Milk	6052 Milk
2885 Dune	6654 Sand
<b>Speckle Laminate</b>	
2820 Coffee Speckle	6631 Cream
2822 Woodrose Speckle	6635 Dawn
2823 Driftwood Speckle	6631 Cream
2824 Smoke Speckle	6636 Mist
2825 Vanadium Speckle	6619 Ice

Laminate Color	Recommended Edge Color
<b>Woodgrain Laminate</b>	
2406 Clear Cherry	6234 Clear Cherry
2409 Clear Maple	6237 Clear Maple
2410 Graphite Walnut	6231 Graphite Walnut
2412 Natural Cherry	6034 Natural Cherry
2422 Medium Cherry	6036 Medium Cherry
2511 Winter on Maple	6037 Winter on Maple
2538 Clear Walnut	6245 Clear Walnut
2539 Warm Oak	6246 Warm Oak
2592 Blonde on Maple	6038 Blonde on Maple
2714 Natural Walnut	6041 Natural Walnut
2772 Medium Mahogany on Walnut	6045 Medium Mahogany on Walnut
2HAK Clear Oak	6219 Clear Oak
2HAT Acacia	6213 Acacia

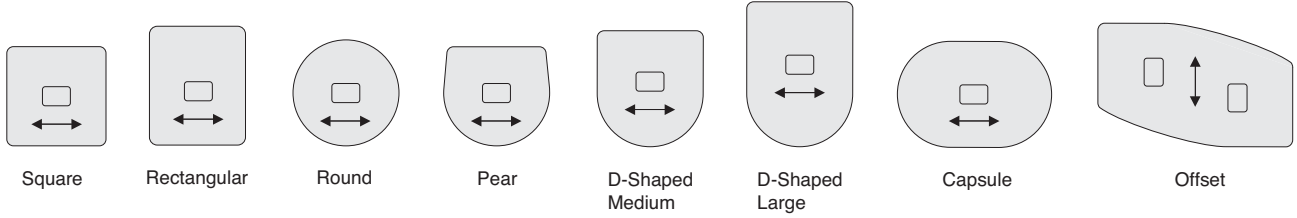
<b>Turnstone Laminate Collection*</b>	
2535 Virginia Walnut	6242 Virginia Walnut
2536 Blackwood	6243 Blackwood
2612 Marbled Maple	6676 Marbled Maple
2614 Chocolate Walnut	6677 Chocolate Walnut
2615 Marbled Cherry	6678 Marbled Cherry

\* A selection of laminates and edge bands in this collection are available on Steelcase brand products. This collection is available with standard leadtimes and supported like standard laminates to help make ordering easy.

# Grain Directions

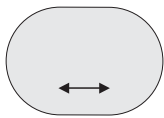
## Directional Laminate Grain Directions

### media:scape Table—High-Pressure Laminate



**Directional laminates** are standard with the grain directions shown.

### ScapeSeries Tables—High-Pressure Laminate



**Directional laminates** are standard with the grain directions shown.





---

# Verb

► For more detailed product information, see the *Verb Specification Guide* or consult your Steelcase dealer.

	
<b>Statement of Line</b>	<b>290</b>

## Specifying

### Student Tables

Chevron Tables (SIN 71.302)	<b>292</b>
Team Tables (SIN 71.302)	<b>294</b>
Rectangle Tables (SIN 71.302)	<b>296</b>

<b>Teaching Stations (SIN 71.302)</b>	<b>298</b>
---------------------------------------	------------

<b>Personal Whiteboard (SIN 71.302)</b>	<b>300</b>
---	------------

<b>Easels (SIN 71.302)</b>	<b>301</b>
----------------------------	------------

<b>Wall Track (SIN 71.302)</b>	<b>302</b>
--------------------------------	------------

	
<b>Surface Materials</b>	<b>303</b>


# Statement of Line



Specifying  
▶ Page 292

## Chevron Tables

	60"W	66"W	72"W	84"W
19"D	●	●	●	●
24"D	●	●	●	●
30"D	●	●	●	●



Specifying  
▶ Page 294

## Team Tables

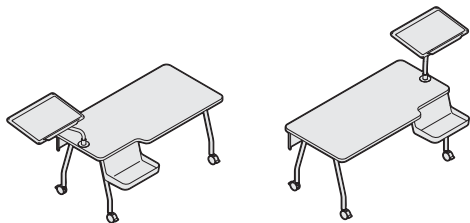
	60"W	72"W	84"W
24"D	●	●	●
30"D	●	●	●



Specifying  
▶ Page 296

## Rectangle Tables


	39"W	48"W	60"W	66"W	72"W	84"W
19"D	●	●	●	●	●	●
24"D	●	●	●	●	●	●
30"D		●	●	●	●	●



Specifying  
 ▶ Page 298

**Teaching Station with Storage Caddy and Modesty Panel**

	50"W	60"W	72"W
30"D	●	●	●



Specifying  
 ▶ Page 298

**Teaching Station without Storage Caddy**

	50"W	60"W	72"W
30"D	●	●	●



Verb

# Chevron Tables

SIN 71.302



## Standard Includes

- Table: 1½"- thick top, High-Pressure Laminate
- 3 mm radius profile edge: plastic
- Access legs with non-locking casters: paint group 1
- Reinforcing channel on 84" tables

## Required to Specify

- 1 Style number
  - 2 High-Pressure Laminate color number for table
  - 3 Plastic edge band color number for table
  - 4 Paint color number for legs
  - 5 Options, if selected (see below)
- ▶ See *Surface Materials*, page 303.

	Options	Price	Required to Specify
<b>Surface Materials</b>	<b>Legs</b>		
	• Paint price group 1	No cost	Specify paint color number.
	• Paint price group 2	+\$ 40	Specify paint color number.
	• Paint price group 3	+\$ 64	Specify paint color number.
	<b>Modesty panel</b>		
	• Paint price group 1	No cost	Specify paint color number.
	• Paint price group 2	+\$ 20	Specify paint color number.
	• Paint price group 3	+\$ 32	Specify paint color number.
	<b>High-Pressure Laminate worksurfaces</b>		
	• Open Line Laminate	+\$ 64 plus cost of laminate	▶ See <i>Surface Materials Reference Manual</i> .
	<b>Leg Options</b>		
	<b>Access legs</b>		
	• Locking casters	No cost	Specify with <i>access leg with locking casters</i> .
	• Glides	-\$ 20	Specify with <i>access leg with glides</i> .
	• Two non-locking casters and two glides	-\$ 10	Specify with <i>access leg with two casters and two glides</i> .
	<b>Height-adjustable post legs</b>		
	• Non-locking casters	Prices at right	Specify with <i>height-adjustable post leg with non-locking casters</i> .
	• Locking casters	Prices at right	Specify with <i>height-adjustable post leg with locking casters</i> .
	• Glides	Prices at right	Specify with <i>height-adjustable post leg with glides</i> .
	• Two non-locking casters and two glides	Prices at right	Specify with <i>height-adjustable post leg with two casters and two glides</i> .
<b>Modesty Panel</b>	• Steel modesty panel	+\$175	Specify with <i>modesty panel</i> and specify paint color number.
<b>Dock Storage Options</b>	• No dock	No cost	Specify with <i>no dock</i> .
	• Side dock and hook (two pairs)	+\$ 90	Specify with <i>dock and side hook</i> and specify plastic finish.
	• Side dock, hook, and center storage dock on units 72" units and smaller	+\$120	Specify with <i>dock, hook, and center storage dock</i> and specify plastic finish.
	• Side dock, hook, and center storage dock on 84" units	+\$150	Specify with <i>dock, hook, and center storage dock</i> and specify plastic finish.
	• Center storage dock on 72" units and smaller	+\$ 30	Specify with <i>center storage dock</i> and specify plastic finish.
	• Center storage dock on 84" units	+\$ 60	Specify with <i>center storage dock</i> and specify plastic finish.
	<b>Reinforcing Channel</b>	• 57" reinforcing channel	+\$ 46

Tip: On 19"D tables, only height-adjustable post legs with glides are available.

Tip: Reinforcing channel is not needed on tops smaller than 60" or when a modesty panel is specified. 84" tops come standard with reinforcing channel.

**Specification Information**


• Dimensions		• Style Number	• Base Price	• Options (Add \$ to Base Price)			
D	W			<b>Height-Adjustable Post Legs</b>			
				with Non-Locking Casters	with Locking Casters	with Glides	with Two Casters and Two Glides
19"	60"	<b>VTC1960</b>	\$660	N.A.	N.A.	+\$215	N.A.
19"	66"	<b>VTC1966</b>	\$675	N.A.	N.A.	+\$215	N.A.
19"	72"	<b>VTC1972</b>	\$690	N.A.	N.A.	+\$215	N.A.
19"	84"	<b>VTC1984</b>	\$812	N.A.	N.A.	+\$215	N.A.
24"	60"	<b>VTC2460</b>	\$690	+\$235	+\$235	+\$215	+\$225
24"	66"	<b>VTC2466</b>	\$710	+\$235	+\$235	+\$215	+\$225
24"	72"	<b>VTC2472</b>	\$730	+\$235	+\$235	+\$215	+\$225
24"	84"	<b>VTC2484</b>	\$857	+\$235	+\$235	+\$215	+\$225
30"	60"	<b>VTC3060</b>	\$730	+\$235	+\$235	+\$215	+\$225
30"	66"	<b>VTC3066</b>	\$755	+\$235	+\$235	+\$215	+\$225
30"	72"	<b>VTC3072</b>	\$780	+\$235	+\$235	+\$215	+\$225
30"	84"	<b>VTC3084</b>	\$912	+\$235	+\$235	+\$215	+\$225



Tip: 84" tops come standard with reinforcing channel.

# Team Tables

SIN 71.302



Standard Includes		Required to Specify	
<ul style="list-style-type: none"> <li>Table: 1½"- thick top, High-Pressure Laminate</li> <li>3 mm radius profile edge: plastic</li> <li>Access legs with non-locking casters: paint group 1</li> <li>Reinforcing channel on 84" tables</li> </ul>		<ol style="list-style-type: none"> <li>Style number</li> <li>High-Pressure Laminate color number for table</li> <li>Plastic edge band color number for table</li> <li>Paint color number for legs</li> <li>Options, if selected (see below)</li> </ol> <p>▶ See <i>Surface Materials</i>, page 303.</p>	
Options	Price	Required to Specify	
<b>Surface Materials</b>	<b>Legs</b>		
<ul style="list-style-type: none"> <li>Paint price group 1</li> <li>Paint price group 2</li> <li>Paint price group 3</li> </ul>	<ul style="list-style-type: none"> <li>No cost</li> <li>+\$ 40</li> <li>+\$ 64</li> </ul>	<ul style="list-style-type: none"> <li>Specify paint color number.</li> <li>Specify paint color number.</li> <li>Specify paint color number.</li> </ul>	
<b>High-Pressure Laminate worksurfaces</b>			
<ul style="list-style-type: none"> <li>Open Line Laminate</li> </ul>	<ul style="list-style-type: none"> <li>+\$ 64 plus cost of laminate</li> </ul>	▶ See <i>Surface Materials Reference Manual</i> .	
<b>Leg Options</b>	<b>Access legs</b>		
<ul style="list-style-type: none"> <li>Locking casters</li> <li>Glides</li> <li>Two non-locking casters and two glides</li> </ul>	<ul style="list-style-type: none"> <li>No cost</li> <li>-\$ 20</li> <li>-\$ 10</li> </ul>	<ul style="list-style-type: none"> <li>Specify with <i>access leg with locking casters</i>.</li> <li>Specify with <i>access leg with glides</i>.</li> <li>Specify with <i>access leg with two casters and two glides</i>.</li> </ul>	
<b>Height-adjustable post legs</b>			
<ul style="list-style-type: none"> <li>Non-locking casters</li> <li>Locking casters</li> <li>Glides</li> <li>Two non-locking casters, two glides</li> </ul>	<ul style="list-style-type: none"> <li>+\$235</li> <li>+\$235</li> <li>+\$215</li> <li>+\$225</li> </ul>	<ul style="list-style-type: none"> <li>Specify with <i>height-adjustable post leg with non-locking casters</i>.</li> <li>Specify with <i>height-adjustable post leg with locking casters</i>.</li> <li>Specify with <i>height-adjustable post leg with glides</i>.</li> <li>Specify with <i>height-adjustable post leg with two casters and two glides</i>.</li> </ul>	
<b>Dock Storage Options</b>	<ul style="list-style-type: none"> <li>No dock</li> <li>Side dock and hook (two pairs)</li> </ul>	<ul style="list-style-type: none"> <li>No cost</li> <li>+\$ 90</li> </ul>	<ul style="list-style-type: none"> <li>Specify with <i>no dock</i>.</li> <li>Specify with <i>dock and hook</i> and specify plastic finish.</li> </ul>
<b>Reinforcing Channel</b>	<ul style="list-style-type: none"> <li>57" reinforcing channel</li> </ul>	<ul style="list-style-type: none"> <li>+\$ 46</li> </ul>	Specify with <i>reinforcing channel</i> .

## Specification Information

Dimensions		Style	Base
D	W	Number	Price
24"	60"	<b>VTT2460</b>	\$720
24"	72"	<b>VTT2472</b>	\$780
24"	84"	<b>VTT2484</b>	\$842
30"	60"	<b>VTT3060</b>	\$765
30"	72"	<b>VTT3072</b>	\$835
30"	84"	<b>VTT3084</b>	\$932
:	:	:	:

Tip: 84" tops come standard with reinforcing channel.



# Rectangle Tables

SIN 71.302



## Standard Includes

- Table: 1½"- thick top, High-Pressure Laminate
- 3 mm radius profile edge: plastic
- Access legs with non-locking casters: paint group 1
- Reinforcing channel on 84" tables

## Required to Specify

- 1 Style number
  - 2 High-Pressure Laminate color number for table
  - 3 Plastic edge band color number for table
  - 4 Paint color number for legs
  - 5 Options, if selected (see below)
- ▶ See *Surface Materials*, page 303.

	Options	Price	Required to Specify
<b>Surface Materials</b>	<b>Legs</b>		
	• Paint price group 1	No cost	Specify paint color number.
	• Paint price group 2	+\$ 40	Specify paint color number.
	• Paint price group 3	+\$ 64	Specify paint color number.
	<b>Modesty panel</b>		
	• Paint price group 1	No cost	Specify paint color number.
	• Paint price group 2	+\$ 20	Specify paint color number.
	• Paint price group 3	+\$ 32	Specify paint color number.
	<b>High-Pressure Laminate worksurfaces</b>		
	• Open Line Laminate	+\$ 64 plus cost of laminate	▶ See <i>Surface Materials Reference Manual</i> .
	<b>Leg Options</b>		
	<b>Access legs</b>		
	• Locking casters	No cost	Specify with <i>access leg with locking casters</i> .
	• Glides	-\$ 20	Specify with <i>access leg with glides</i> .
	• Two non-locking casters and two glides	-\$ 10	Specify with <i>access leg with two casters and two glides</i> .
	<b>Height-adjustable post legs</b>		
	• Non-locking casters	Prices at right	Specify with <i>height-adjustable post leg with non-locking casters</i> .
	• Locking casters	Prices at right	Specify with <i>height-adjustable post leg with locking casters</i> .
	• Glides	Prices at right	Specify with <i>height-adjustable post leg with glides</i> .
	• Two non-locking casters and two glides	Prices at right	Specify with <i>height-adjustable post leg with two casters and two glides</i> .
<b>Modesty Panel</b>	• Steel modesty panel	+\$175	Specify with <i>modesty panel</i> and specify paint color number.
<b>Dock Storage Options</b>	• No dock	No cost	Specify with <i>no dock</i> .
	• Side dock and hook (two pairs)	+\$ 90	Specify with <i>dock and hook</i> and specify plastic finish.
	• Side dock, hook, and center storage dock on 60"-72" units	+\$120	Specify with <i>dock, hook, and center storage dock</i> and specify plastic finish.
	• Side dock, hook, and center storage dock on 84" units	+\$150	Specify with <i>dock, hook, and center storage dock</i> and specify plastic finish.
	• Center storage dock on 72" units and smaller	+\$ 30	Specify with <i>center storage dock</i> and specify plastic finish.
	• Center storage dock on 84" units	+\$ 60	Specify with <i>center storage dock</i> and specify plastic finish.
	<b>Reinforcing Channel</b>	• 57" reinforcing channel	+\$ 46

Tip: On all 19"D tables and on all 39"W tables only height-adjustable post legs with glides are available.

Tip: 39"W and 48"W tables can only have side dock and hook.

Tip: Reinforcing channel is not needed on tops smaller than 60" or when a modesty panel is specified. 84" tops come standard with reinforcing channel.



### Specification Information

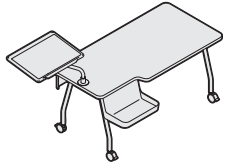
• Dimensions		• Style Number	• Base Price	• Options (Add \$ to Base Price)			
D	W			Height-Adjustable Post Legs			
				with Non- Locking Casters	with Locking Casters	with Glides	with Two Casters and Two Glides
19"	39"	<b>VTR1939</b>	\$585	N.A.	N.A.	+\$215	N.A.
19"	48"	<b>VTR1948</b>	\$610	N.A.	N.A.	+\$215	N.A.
19"	60"	<b>VTR1960</b>	\$635	N.A.	N.A.	+\$215	N.A.
19"	66"	<b>VTR1966</b>	\$655	N.A.	N.A.	+\$215	N.A.
19"	72"	<b>VTR1972</b>	\$675	N.A.	N.A.	+\$215	N.A.
19"	84"	<b>VTR1984</b>	\$807	N.A.	N.A.	+\$215	N.A.
24"	39"	<b>VTR2439</b>	\$605	N.A.	N.A.	+\$215	N.A.
24"	48"	<b>VTR2448</b>	\$620	+\$235	+\$235	+\$215	+\$225
24"	60"	<b>VTR2460</b>	\$650	+\$235	+\$235	+\$215	+\$225
24"	66"	<b>VTR2466</b>	\$675	+\$235	+\$235	+\$215	+\$225
24"	72"	<b>VTR2472</b>	\$700	+\$235	+\$235	+\$215	+\$225
24"	84"	<b>VTR2484</b>	\$842	+\$235	+\$235	+\$215	+\$225
30"	48"	<b>VTR3048</b>	\$645	+\$235	+\$235	+\$215	+\$225
30"	60"	<b>VTR3060</b>	\$685	+\$235	+\$235	+\$215	+\$225
30"	66"	<b>VTR3066</b>	\$715	+\$235	+\$235	+\$215	+\$225
30"	72"	<b>VTR3072</b>	\$745	+\$235	+\$235	+\$215	+\$225
30"	84"	<b>VTR3084</b>	\$897	+\$235	+\$235	+\$215	+\$225
:	:	:	:	:	:	:	:



Tip: 84" tops come standard with reinforcing channel.

# Teaching Stations

SIN 71.302



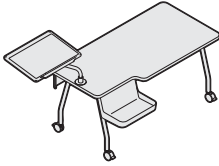
Standard Includes	Required to Specify
<ul style="list-style-type: none"> <li>Table: 1½"- thick top, High-Pressure Laminate</li> <li>3 mm radius profile edge: plastic</li> <li>Lectern: urethane edge with laminate</li> <li>Access legs with non-locking casters: paint group 1</li> <li>Storage caddy and lectern arm: paint group 1, if selected</li> <li>Modesty panel: paint group 1, if selected</li> </ul>	<ol style="list-style-type: none"> <li>Style number</li> <li>High-Pressure Laminate color number for table</li> <li>Plastic edge band color number for table</li> <li>Lectern finish color number</li> <li>Paint color number for legs</li> <li>Paint color number for storage caddy and lectern arm, if selected</li> <li>Paint color number for modesty panel, if selected</li> <li>Options, if selected (see below)</li> </ol> <p>▶ See <i>Surface Materials</i>, page 303.</p>

Options	Price	Required to Specify	
<b>Surface Materials</b>			
<b>Legs</b>			
• Paint price group 1	No cost	Specify paint color number.	
• Paint price group 2	+\$ 40	Specify paint color number.	
• Paint price group 3	+\$ 64	Specify paint color number.	
<b>Lectern Arm</b>			
• Paint price group 1	No cost	Specify paint color number.	
• Paint price group 2	+\$ 10	Specify paint color number.	
<b>Lectern Arm and Storage Caddy</b>			
• Paint price group 1	No cost	Specify paint color number.	
• Paint price group 2	+\$ 30	Specify paint color number.	
<b>Modesty Panel</b>			
• Paint price group 1	No cost	Specify paint color number.	
• Paint price group 2	+\$ 20	Specify paint color number.	
• Paint price group 3	+\$ 32	Specify paint color number.	
<b>High-Pressure Laminate worksurfaces</b>			
• Open Line Laminate	+\$ 64 plus cost of laminate	▶ See <i>Surface Materials Reference Manual</i> .	
<b>Cup Holder</b>	• Cup holder on lectern	+\$ 31	Specify <i>with cup holder</i> .
<b>Leg Options</b>	<b>Access legs</b>		
	• Locking casters	No cost	Specify <i>with access leg with locking casters</i> .
	• Glides	-\$ 20	Specify <i>with access leg with glides</i> .
	• Two non-locking casters and two glides	-\$ 10	Specify <i>with access leg with two casters and two glides</i> .
<b>Modesty Panel</b>	• Steel modesty panel on teaching station without storage caddy	+\$175	Specify <i>with modesty panel</i> and select paint color number.
<b>Reinforcing Channel</b>	• 57" reinforcing channel on 60" and 72" units	+\$ 46	Specify <i>with reinforcing channel</i> .

*Tip: Modesty panels are standard on teaching stations with storage caddy.*

**Specification Information**

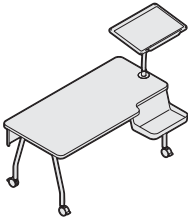
Dimensions		Style	Base
D	W	Number	Price



**Station with Storage Caddy and Modesty Panel**


**Left-Hand Stations**

30"	50"	<b>VTSC3050L</b>	\$1782
30"	60"	<b>VTSC3060L</b>	\$1815
30"	72"	<b>VTSC3072L</b>	\$1875



**Right-Hand Stations**

30"	50"	<b>VTSC3050R</b>	\$1782
30"	60"	<b>VTSC3060R</b>	\$1815
30"	72"	<b>VTSC3072R</b>	\$1875



**Station without Storage Caddy**

30"	50"	<b>VTSN3050</b>	\$1352
30"	60"	<b>VTSN3060</b>	\$1385
30"	72"	<b>VTSN3072</b>	\$1445

# Personal Whiteboard

SIN 71.302



Standard Includes	Required to Specify
• Two-sided e <sup>3</sup> ceramicsteel with urethane edge molding	Style number

Specification Information			
• Dimensions		• Style	• Price
H	W	Number	
18"	23"	<b>VWB2</b>	\$160

## Easels

SIN 71.302



Standard Includes	Required to Specify
<ul style="list-style-type: none"> <li>• Steel display shelves: 7360 Merle</li> <li>• Frame/legs: paint group 1</li> <li>• Casters: black</li> <li>• Trough: 6249 Platinum Solid</li> <li>• Shipped assembled/wrapped</li> </ul>	<ul style="list-style-type: none"> <li>1 Style number</li> <li>2 Frame/leg paint color number</li> <li>3 Shelf paint color number</li> <li>▶ See <i>Surface Materials</i>, page 303.</li> </ul>

Options	Price	Required to Specify
<b>Surface Materials</b> <ul style="list-style-type: none"> <li>• Frame/legs</li> <li>• Paint price group 1</li> <li>• Paint price group 2</li> </ul>	<ul style="list-style-type: none"> <li>No cost</li> <li>+\$ 30</li> </ul>	<ul style="list-style-type: none"> <li>Specify paint color number.</li> <li>Specify paint color number.</li> </ul>
<ul style="list-style-type: none"> <li>• Shelf 36"</li> <li>• Paint price group 1</li> <li>• Paint price group 3</li> </ul>	<ul style="list-style-type: none"> <li>No cost</li> <li>+\$100</li> </ul>	<ul style="list-style-type: none"> <li>Specify paint color number.</li> <li>Specify paint color number.</li> </ul>
<ul style="list-style-type: none"> <li>• Shelf 56"</li> <li>• Paint price group 1</li> <li>• Paint price group 3</li> </ul>	<ul style="list-style-type: none"> <li>No cost</li> <li>+\$150</li> </ul>	<ul style="list-style-type: none"> <li>Specify paint color number.</li> <li>Specify paint color number.</li> </ul>
<b>Ship Method</b> <ul style="list-style-type: none"> <li>• Shipped knocked down/ cartoned</li> </ul>	<ul style="list-style-type: none"> <li>No cost</li> </ul>	<ul style="list-style-type: none"> <li>Specify shipped knocked down.</li> </ul>

Specification Information			
• Dimensions		• Style	• Base
D	W	Number	Price
24"	36"	<b>VE36</b>	\$1345
24"	56½"	<b>VE56</b>	\$1695

# Wall Track

SIN 71.302



*Tip: The wall track style numbers come with four or five hooks. Additional wall track hooks are available.*

Standard Includes	Required to Specify
<ul style="list-style-type: none"> <li>Anodized aluminum track</li> <li>Cork insert</li> <li>Plastic hooks</li> </ul>	Style number

Specification Information				
• Dimensions		• Number	• Style	• Price
D	W	of Plastic Hooks	Number	
:	:	:	:	:
:	:	:	:	:

## Wall Track

1"	6'	4	<b>VWT6</b>	\$230
1"	8'	5	<b>VWT8</b>	\$280
:	:	:	:	:

## Wall Track Hook

		1	<b>VWTH</b>	\$ 20
:	:	:	:	:

**This listing** includes all the surface material choices that are available for the products in this specification guide.

### Resources

For more information about surface materials, refer to the following resources:

**Additional surface materials specification tools** are available to assist you in the specification process—the Surface Materials Binders.

### Surface Materials Binders

- Surface Materials Reference Manual
- A complete set of swatch cards for hard surfaces, vertical surface fabrics, and seating upholstery.

### Paint

#### Steelcase Select Surfaces

##### Price Group 1

- Applies to:
- Legs and modesty panels on chevron tables, rectangle tables, and teaching stations.
  - Legs on team tables

##### Textured Paint

- 7207 Black
- 7225 Sand
- 7241 Arctic White
- 7243 Seagull
- 7360 Merle

##### Price Group 2

##### Smooth Metallic Paint

- 4750 Champagne Metallic
- 4798 Sterling Metallic
- 4799 Platinum Metallic

##### Textured Metallic Paint

- 7246 Midnight Metallic

Applies to:

- Easel frame/legs
- Teaching station caddy/lectern arm

##### Price Group 1

##### Textured Paint

- 7360 Merle

##### Price Group 2

##### Smooth Metallic Paint

- 4750 Champagne Metallic
- 4799 Platinum Metallic

##### Select Surfaces

##### Price Group 3

##### Accent paint

Accent paints allow you to choose from a pre-matched color palette of trend driven colors that are available without the PerfectMatch registration fee. Refer to the *Surface Materials Reference Manual* for more information about this program.

##### Custom Surfaces

##### Price Group 3

##### PerfectMatch

PerfectMatch is a service that allows you to create your own paint color. Refer to the *Surface Materials Reference Manual* for more information about this program.

##### Laminate

Applies to:

- Worksurface on chevron tables, team tables, rectangle tables, and teaching stations

##### Steelcase Surfaces

##### High-Pressure Laminate

##### Fiber Laminate

- 2850 Vanadium Fiber
- 2851 Rhyme Fiber
- 2852 Tungsten Fiber
- 2854 Vellum Fiber
- 2859 Novell Fiber
- 2860 Granite Fiber
- 2861 Coconut Fiber
- 2862 Stucco Fiber

##### Micro Laminate

- 2920 Marl Micro
- 2921 Gypsum Micro
- 2922 Clay Micro
- 2923 Shadow Micro

##### Patina Laminate

- 2870 Blonde Bronze Patina
- 2871 Blackened Bronze Patina
- 2873 Instant Iron Patina

##### Solid Laminate

- 2722 Cream
- 2730 Arctic White
- 2746 Black
- 2759 Warm White
- 2766 Warm Brown V1
- 2782 Grey V1
- 2811 Mist
- 2883 Seagull
- 2884 Milk
- 2885 Dune

##### Speckle Laminate

- 2820 Coffee Speckle
- 2822 Woodrose Speckle
- 2823 Driftwood Speckle
- 2824 Smoke Speckle
- 2825 Vanadium Speckle

*Note: Some wood veneer finishes and woodgrain laminates share the same name. Because of the difference in materials, veneers and laminates of the same name are not an exact match but do coordinate with each other.*

##### Woodgrain Laminate

- 2406 Clear Cherry
- 2409 Clear Maple
- 2410 Graphite Walnut
- 2412 Natural Cherry
- 2422 Medium Cherry
- 2511 Winter on Maple
- 2538 Clear Walnut
- 2539 Warm Oak
- 2592 Blonde on Maple
- 2714 Natural Walnut
- 2772 Medium Mahogany on Walnut
- 2HAK Clear Oak
- 2HAT Acacia

##### Turnstone Laminate Collection

A selection of laminates and edge bands in this collection are available on Steelcase brand products. This collection is available with standard leadtimes and supported like standard laminates to help make ordering easy. Please see the Turnstone section of [in2.steelcase.com](http://in2.steelcase.com) for swatching information.

- 2535 Virginia Walnut
- 2536 Blackwood
- 2612 Marbled Maple
- 2614 Chocolate Walnut
- 2615 Marbled Cherry

##### Custom Surfaces

##### Open Line Laminate (OLL)

This service allows you to order non-standard laminate at an additional processing fee of \$64 per worksurface or top, plus the cost of the laminate.

When processing orders for Open Line Laminate on Verb, specify 2900 in the laminate finish field and enter the OLL manufacturer information. Enter the required edge finish as you would a standard laminate.

##### Laminate Approval and Material Requirements

To confirm whether a particular laminate has already been tested for use on a specific Steelcase product or to determine material square foot requirements:

- Visit [www.steelcase.com](http://www.steelcase.com)

**For additional information,** refer to the *Steelcase Surface Materials Reference Manual*.

### Plastic

#### Steelcase Surfaces

Applies to:

- Edge on chevron tables, team tables, rectangle tables, and teaching stations
- 6000 Black\*
- 6001 Coffee\*
- 6009 Arctic White\*
- 6034 Natural Cherry
- 6036 Medium Cherry
- 6037 Winter on Maple
- 6038 Blonde on Maple
- 6041 Natural Walnut
- 6045 Medium Mahogany on Walnut
- 6052 Milk\*
- 6053 Seagull\*
- 6213 Acacia
- 6219 Clear Oak
- 6231 Graphite Walnut
- 6234 Clear Cherry
- 6237 Clear Maple
- 6242 Virginia Walnut
- 6243 Blackwood
- 6245 Clear Walnut
- 6246 Warm Oak
- 6249 Platinum Solid\*
- 6612 Grey V2
- 6615 Grey V5\*
- 6619 Ice\*
- 6631 Cream\*
- 6635 Dawn\*
- 6636 Mist\*
- 6654 Sand\*
- 6655 Warm White\*
- 6676 Marbled Maple
- 6677 Chocolate Walnut
- 6678 Marbled Cherry
- 6689 Brushed Silver
- 6694 Slate\*
- 6695 Midnight\*
- 6697 Fog\*
- 6698 Fieldstone\*
- 6S01 Coffee Solid
- 6S59 Warm White Solid

\* These solid color and woodgrain edge colors are a polyolefin blend, PVC-free material for 3 mm edge bandings.

*Note: Light color plastic edges are susceptible to degradation due to normal wear and tear. Staining (e.g., ball point pen or clothing dyes such as blue jeans) and dirt effects are more pronounced in light colors and are not considered defects.*

Surface Materials, continued

- Applies to:
- Dock and hooks on chevron table, team table, and rectangle table
- 6059 Sterling Dark Solid
- 6249 Platinum Solid
- 6259 Midnight
- 6337 Element

**Lectern Surface**

**Steelcase Surfaces**

Lectern laminate color defaults based on the urethane color.

<b>Urethane Edge:</b>	<b>Laminate:</b>
6059 Sterling Dark Solid	2883 Seagull
6249 Platinum Solid	2883 Seagull
6337 Element	2885 Dune



---

# Lighting

---

## Understanding Lighting 306

### Shelf Lights

Standard Shelf Lights (SIN 711.1)	314
Utility2 Shelf Lights (SIN 711.1)	316

### Task Lights

Underline Shelf Lights (SIN 711.1)	318
Bottomline Shelf Lights (SIN 711.1)	320

### LED Lights

LED Shelf Lights (SIN 711.1)	321
LED Personal Task Lights (SIN 711.1)	322

### Related Products

Avenir Vertical Wire Manager (SIN 711.1)	323
Series 9000 Vertical Wire Manager (SIN 711.1)	324
Accessories (SIN 711.1)	325

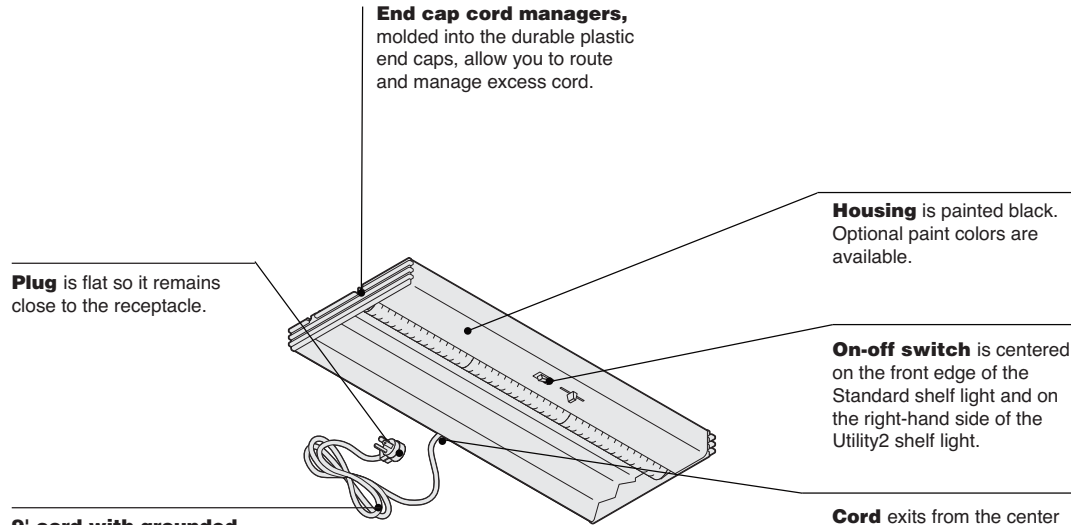
---

## Surface Materials 326

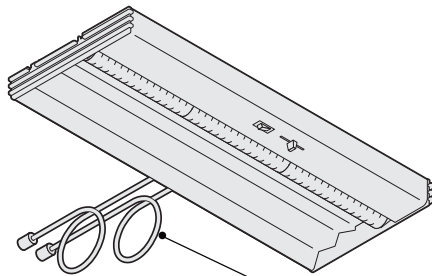
**Underwriters Laboratory (UL) listed.** These lights have been designed to meet U.S. national electrical and energy codes and most local building codes. Local electrical codes vary, so you should consult a qualified electrical contractor or engineer for proper installation of all electrical equipment.

# Shelf Lights

## Standard and Utility2



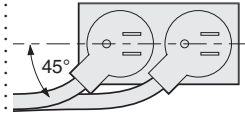
**9' cord with grounded plug** is factory installed. Length is maximum allowed by U.S. National Electrical Code. Cord with circuit breaker is available to meet the requirements of the Chicago code.



**Daisy chain cords** have modular connectors to link Standard shelf lights together. 78" daisy chain jumper cord is standard with select Utility2 lights.

### Product Details

**Shelf light** includes the lamp, ballast, and either a 9' cord with three-prong plug or daisy-chain cords.

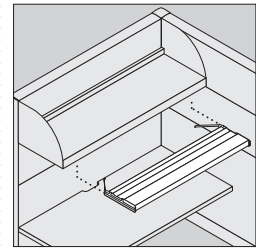


**Plug configuration** allows two Standard shelf lights to engage adjacent outlets in one receptacle.

**Energy-saving T8 lamps** have triphosphor coating for balanced color and pleasing light.

### Connections

**Shelf light mounts recessed or flush** depending on design of overhead storage bin or shelf. Installation is done in the field.

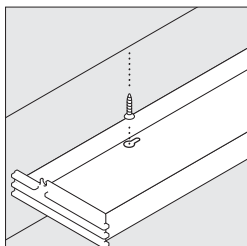


**Universal bracket** allows shelf light to be installed without tools under most metal overhead storage bins and shelves.

### Actual Dimensions

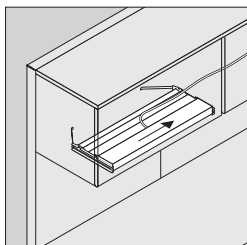
	Standard	Utility2
Depth	9 <sup>1</sup> / <sub>4</sub> " (235 mm)	6 <sup>7</sup> / <sub>8</sub> " (175 mm)
Width	24 <sup>5</sup> / <sub>8</sub> ", 36 <sup>5</sup> / <sub>8</sub> ", or 48 <sup>5</sup> / <sub>8</sub> " (625 mm, 930 mm, or 1235 mm)	24 <sup>5</sup> / <sub>16</sub> ", 36 <sup>5</sup> / <sub>16</sub> ", or 48 <sup>5</sup> / <sub>16</sub> " (617 mm, 922 mm, or 1227 mm)
Height	1 <sup>3</sup> / <sub>4</sub> " (44 mm)	1 <sup>5</sup> / <sub>8</sub> " (41 mm)

Width	Lamp width	Lamp wattage	Replacement lamps
24 <sup>5</sup> / <sub>8</sub> "	24"	17 watts	F17T8-TL735
36 <sup>5</sup> / <sub>8</sub> "	36"	25 watts	F25T8-TL735
48 <sup>5</sup> / <sub>8</sub> "	48"	32 watts	F32T8-TL735



**Keyhole slots** in housing of fixture allow shelf light to be mounted beneath wood or laminate overhead storage bins and shelves using screws provided. Keyhole slots are also used to mount lights to overhead storage bins and shelves manufactured prior to August 1991.

**Standard shelf competitive mounting package** provides attachment hardware to mount Steelcase shelf lights on all major competitive furniture lines. Package includes screws and installation instructions.



**Shelf light** can be mounted anywhere from side to side beneath over-head storage bin or shelf. The cord length is the only limitation.

### Wiring & Cabling

**Power** drawn is approximately 1/2 amp.

**Daisy chaining** permits interconnecting up to six Standard shelf lights from a single power outlet. Utility2 light daisy chaining allows up to 10 fixtures.   
▶ Page 325

**Starter cord** for Standard and starter light for Utility2 powers first light in a daisy chain and allows you to convert any daisy chain light for independent operation.

**Electronic high-power-factor ballast** that is roughly 45% more efficient than a normal-power-factor ballast is available on Standard and Utility2.

**Normal-power-factor electronic ballasts** are available on Utility2 shelf lights.

**Bat-wing lens** is available as an option on Utility2 shelf lights for applications where moderate improvement to light distribution is needed.

### Surface Materials

#### Housing

- Black paint (standard)
- Paint colors (option)

#### Reflector

- White on Standard and silver on Utility2 shelf lights

#### Cord

- Black plastic only

#### End cap cord manager

- Black plastic only

### Photometric Data

#### Standard

Initial horizontal footcandles for LSM24K  
Worksurface rear

3"	88	85	78	67	55	42	31	22
6"	93	90	82	70	57	43	31	23
9"	91	88	81	69	56	41	30	21
12"	82	80	72	62	50	38	28	20
15"	69	67	61	53	43	33	24	18
18"	56	55	49	43	36	28	21	16
21"	41	40	37	32	27	22	17	13
24"	29	28	26	23	19	16	13	10
27"	19	19	18	16	14	12	10	8
30"	13	13	12	11	10	9	7	6

CL	3"	6"	9"	12"	15"	18"	21"
----	----	----	----	-----	-----	-----	-----

Worksurface front

#### Utility2

Initial horizontal footcandles for LSB24K2  
Worksurface rear

3"	113	109	98	84	65	49	36	25
6"	129	123	112	93	73	53	37	26
9"	135	129	117	96	75	53	38	26
12"	127	119	107	89	68	49	36	25
15"	104	99	89	74	58	43	32	22
18"	78	76	68	56	44	34	26	19
21"	55	51	48	41	34	26	21	15
24"	36	36	31	29	24	18	15	11
27"	25	24	21	19	17	14	11	9
30"	17	16	15	13	11	10	8	7

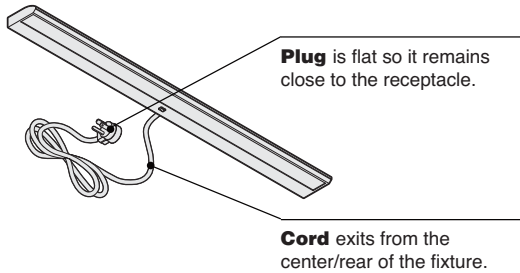
CL	3"	6"	9"	12"	15"	18"	21"
----	----	----	----	-----	-----	-----	-----

Worksurface front

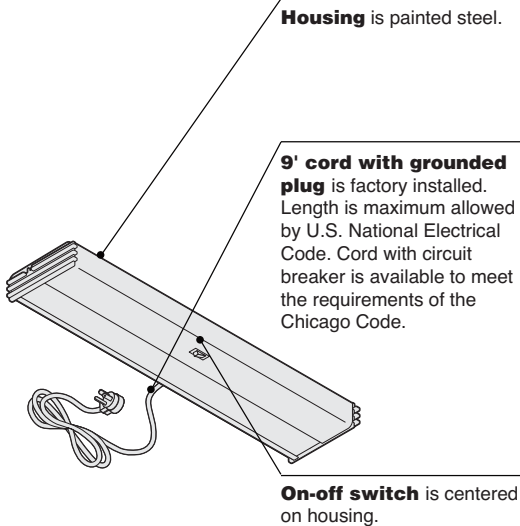
# Shelf Lights

## Underline and Bottomline

### Underline

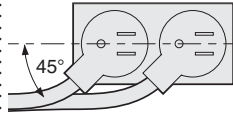


### Bottomline



### Product Details

**Shelf light** includes the lamp, ballast, and either a 9' cord with a three-prong plug or a Chicago plug.



**Plug configuration** allows two task lights to engage adjacent outlets in one receptacle.

**Optics:** **Underline** includes an aluminum reflector with batwing lens.

**Bottomline** includes a prismatic lens with mylar reflector that provides low glare and broad distribution of light.

### Connections

**Shelf light** mounts recessed or flush depending on the design of the overhead storage bin or shelf. Standard with universal spring brackets for recessed mount or screw-in for flush mount.

### Wiring & Cabling

**Power** drawn is approximately 1/2 amp.

**Daisy chaining** permits interconnecting up to six shelf lights from a single power outlet.  
▶ Page 325

**Daisy chaining** allows for independent operation of lights.

**Electronic ballast** is more energy efficient than T8 electronic ballasts.

**Electronic dimming control** features touch switch, which allows dimming from 100% to 50% light output (Underline only).

Width	Lamp width	Lamp wattage	Replacement lamps
<b>Underline</b>			
24"	23.3"	13 watts	FM13-835
<b>Bottomline</b>			
24"	23.3"	14 watts	F14T5-835
36"	35.1"	21 watts	F21T5-835
48"	46.8"	28 watts	F28T5-835

### Surface Materials

#### Housing

- Paint
- 0835 Black
- 7018 Pewter
- 7021 Dark Champagne

#### Reflector

- **Underline** - Aluminum reflector with batwing lens
- **Bottomline** - Mylar reflector with batwing lens - flat acrylic diffuser

#### Cord

- Black plastic only

#### End caps

- Molded to match housing

### Actual Dimensions

	Underline	Bottomline
Depth	4 3/4"	4 1/2"
Width	22"	23 1/4", 35", 46 3/4"
Height	3/4"	1 1/4"
Weight	2.7 lb	4.02 lb, 4.95 lb, 6.9 lb

**Photometric Data****Underline**Initial horizontal footcandles for LT2  
Worksurface rear

3"	67	62	57	52	45	37	28	23
6"	85	79	72	66	56	44	34	27
9"	102	96	85	76	63	49	38	29
12"	110	103	93	82	67	52	39	29
15"	102	98	90	80	67	53	40	30
18"	75	72	67	63	57	48	37	29
21"	49	49	47	45	43	38	31	25
24"	33	32	30	30	30	28	24	19
27"	21	20	21	21	21	20	17	15
30"	15	15	15	15	15	14	13	11
CL	3"	6"	9"	12"	15"	18"	21"	

Worksurface front

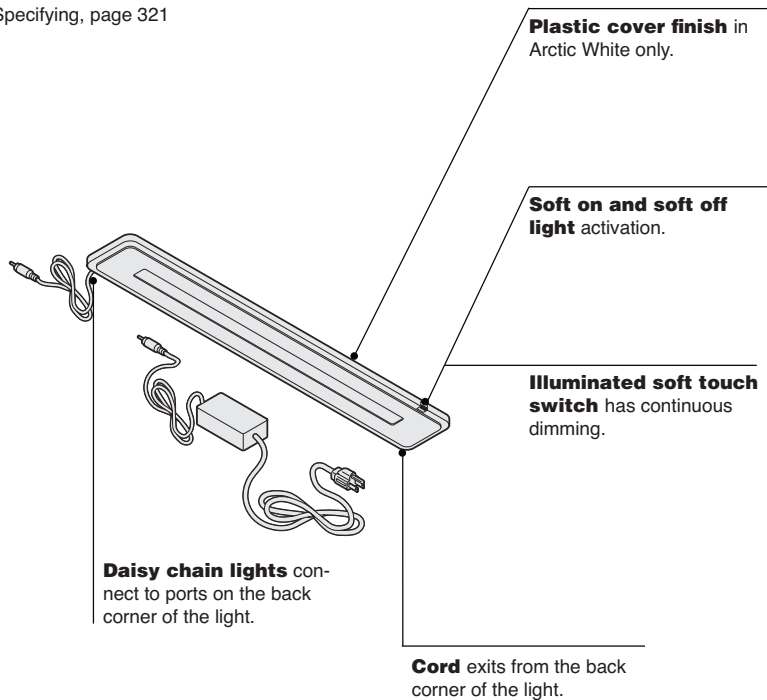
**Bottomline**Initial horizontal footcandles for L42FT  
Worksurface rear

3"	56	54	50	45	41	34	28	22
6"	74	71	66	58	50	40	31	24
9"	93	88	80	68	57	44	33	25
12"	105	101	91	80	64	50	36	28
15"	115	111	100	88	72	56	40	29
18"	109	106	96	85	72	56	40	30
21"	75	78	71	68	61	50	37	27
24"	47	48	44	44	42	36	29	23
27"	26	28	27	27	27	25	21	17
30"	15	15	16	16	17	16	15	13
CL	3"	6"	9"	12"	15"	18"	21"	

Worksurface front

# LED Shelf Lights

► Specifying, page 321



## Actual Dimensions

**Depth** 2<sup>5</sup>/<sub>8</sub>"


**Width** 18<sup>1</sup>/<sub>8</sub>"

**Height** 1/2"

Power Supply Cord Set (12')  
 -Line voltage cord: 6'  
 -Low voltage cord: 6'

## Product Details

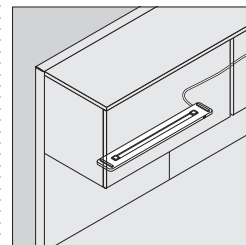
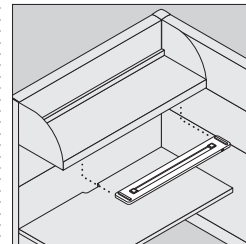
**Shelf light** includes the lamp and power supply with cord set. Daisy chain primary light includes lamp and larger power supply to support up to three lights. Daisy chain secondary light includes lamp and daisy chain cord set.



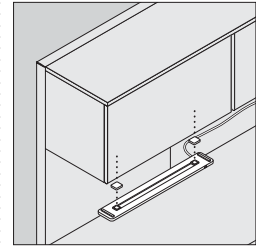
**Power supply** uses a modular cord with standard two prong plug an integrated low voltage cord and connector to attach to light.  
*Tip: Energy saving mini-LEDs greatly reduce power use.*

## Connections

**Shelf light** mounts recessed or flush depending on design of overhead storage bin or shelf. Installation is done in the field.



**Magnetic mounting** allows shelf light to be installed without tools under most metal overhead storage bins and shelves. This mounting allows the light to be mounted to most competitive steel bins and shelves.



**Optional fastener kit** allows shelf light to be mounted to wood or aluminum shelves.

## Wiring & Cabling

**Shelf light** includes the lamp and power supply with cord set. Daisy chain starter light includes lamp and larger power supply to support up to three lights. Daisy chain secondary light includes lamp and daisy chain cord set.

**Power supply** uses a modular cord with standard two prong plug and integrated low voltage cord and connector to attach to light.  
*Tip: Daisy chain starter light comes with larger power supply to support up to three lights. Daisy chain secondary lights do not come with a power supply, but instead come with a daisy chain cord set.*

## Surface Materials

### Housing

- Arctic white only

### Reflector

- Clear anodized aluminum only

### Cord

- Black plastic only

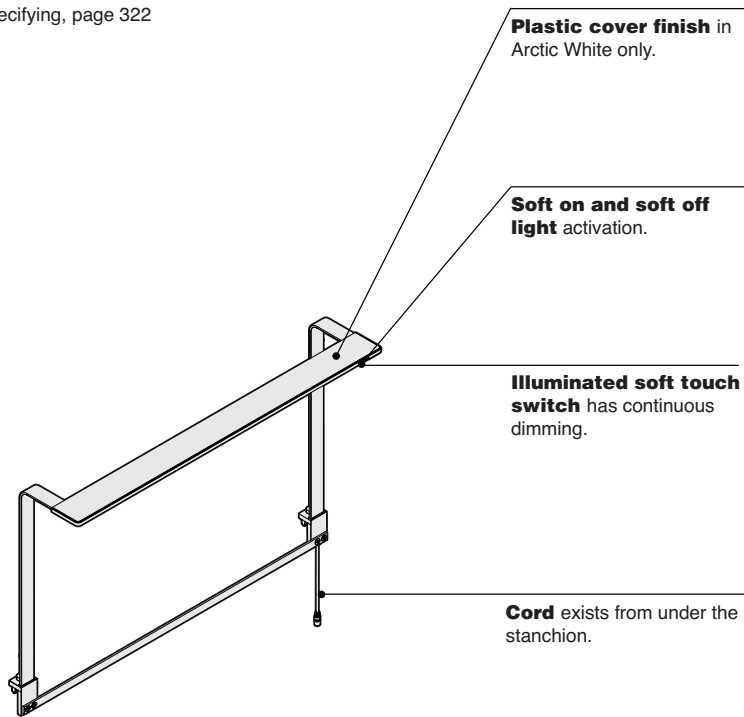
**Photometric Data****LED Shelf Light**Initial horizontal footcandles for LSL18  
Worksurface rear

3"	83	80	71	58	45	32	23	17
6"	94	90	78	64	48	34	24	18
9"	98	94	81	65	49	35	25	17
12"	93	89	75	61	46	34	24	17
15"	78	74	63	53	40	30	22	15
18"	59	57	50	43	32	25	18	14
21"	40	41	36	32	25	19	15	11
24"	28	27	24	22	18	14	11	9
27"	18	17	16	14	12	10	8	7
30"	11	10	10	9	8	7	6	5
CL	3"	6"	9"	12"	15"	18"	21"	

Worksurface front

# LED Personal Task Lights

► Specifying, page 322



**Plastic cover finish** in Arctic White only.


**Soft on and soft off light activation.**

**Illuminated soft touch switch** has continuous dimming.

**Cord** exists from under the stanchion.

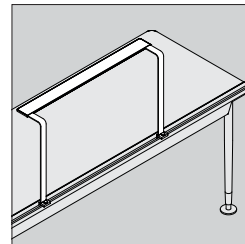
## Product Details

**Personal task light** includes the lamp and power supply with cord set. Rail-mounted version includes rail brackets. Non rail-mounted version includes Universal Mounting brackets.

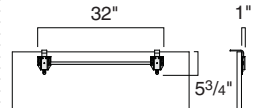
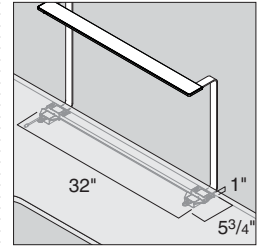


**Power supply** uses a modular cord with standard two prong plug with integrated low voltage cord and connector to attach to light.  
*Tip: Energy saving mini-LEDs greatly reduce power use.*

## Connections



**LED personal task light** mounts directly to the rail systems of c:scape, Frame-One, Elective Elements 6, Impact, Turnstone Campfire Big Table, and Details SOTO rail.



**Non rail-mounted LED personal task lights** will not work on worksurfaces with knife edge that is longer than 1 1/4", or with modesty panels or modesty screens closer than 6" from the back edge.

## Wiring & Cabling

**Personal task light** includes the lamp and power supply with cord set.

**Power supply** uses a modular cord with standard two prong plug and integrated low voltage cord and connector to attach to light.

## Surface Materials

### Housing

- 6009 Arctic White plastic only

### Fixture and Stanchions

- 4231 Arctic White
- 4710 Low Gloss Black
- 4799 Platinum Metallic

### Cord

- Black plastic only

## Actual Dimensions

**Depth** 6"

**Width** 30"

**Height** 17"

Power Supply Cord Set (12')

-Line voltage cord: 6'

-Low voltage cord: 6'



**Photometric Data****LED Personal Task Lights**Initial horizontal footcandles for LPTL30 and LPTL30NR  
Worksurface rear

0"	15	14	13	12	11	9	6	6	5	4	3	2	2
3"	21	20	18	17	15	13	11	8	6	5	3	3	2
6"	31	31	29	26	23	19	15	12	9	7	5	3	2
9"	51	50	46	42	36	29	23	18	13	9	6	4	3
12"	82	79	73	64	53	43	32	23	16	11	7	5	3
15"	109	105	96	83	68	53	39	27	19	12	8	6	4
18"	105	102	93	81	66	51	37	27	18	12	9	6	4
21"	76	75	69	59	50	39	30	22	16	11	7	5	4
24"	48	47	44	39	33	27	21	16	12	9	6	5	3
27"	29	28	27	24	21	17	14	11	9	7	5	4	3
30"	18	18	17	16	14	12	10	8	7	5	4	3	2
CL	3"	6"	9"	12"	15"	18"	21"	24"	27"	30"	33"	36"	

Worksurface front

# Standard Shelf Lights

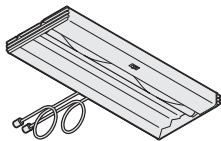
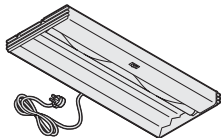
SIN 711.1

*Tip: Daisy chaining is not allowed in Chicago. Local electrical codes vary, so you should consult a qualified electrical contractor or engineer for proper installation of all electrical equipment.*

*Tip: Because shelf lights are usually recessed, black is the standard paint color. Paint colors other than black have an upcharge.*

*Tip: If an optional paint color is selected for the housing, the electrical switches and end caps will remain black plastic.*

*Tip: Flush mounting package contains a pair of clips that allow shelf lights to be installed and removed without tools.*



*Tip: Remember to order a daisy chain starter cord.*  
▶ Page 325

Standard Includes	Required to Specify
<ul style="list-style-type: none"> <li>Light housing with centered on-off switch: black paint</li> <li>End cap cord managers: black plastic only</li> <li>Cords:                             <ul style="list-style-type: none"> <li>— 9' cord with three-prong plug at 45° angle: black plastic only</li> <li>— One 30" and one 48" cord with modular connectors for daisy chaining: black plastic only</li> </ul> </li> <li>Contrast sleeve around lamp</li> <li>Faceted reflector: white only</li> <li>T8 3500K lamp</li> <li>Ballast</li> <li>Universal mounting hardware package</li> <li>Daisy chain starter cord, if selected: black plastic only (order separately)</li> </ul>	<ul style="list-style-type: none"> <li>1 Style number</li> <li>2 Paint color number, if other than black (see options below)</li> <li>3 Options, if selected (see below)</li> <li>▶ See <i>Surface Materials</i>, page 326.</li> </ul>

Options	Price	Required to Specify
<b>Surface Materials</b> <ul style="list-style-type: none"> <li>Painted light housing other than black</li> </ul>	+\$22	Specify paint color number for housing. ▶ See <i>Surface Materials</i> , page 326.
<b>Bracket Options</b> <ul style="list-style-type: none"> <li>Competitive mounting package</li> <li>Flush mounting package</li> </ul>	No cost	Specify <i>with competitive mounting package</i> . Specify <i>with flush mounting package</i> and paint color number for end cap covers.

## Specification Information

• Dimensions			• Lamp	• Style	• Base
D	W	H	Wattage	Number	Price

### Electronic High-Power-Factor Ballast

9 1/4"	25"	1 3/4"	17 watts	<b>LSM24K</b>	\$366
9 1/4"	37"	1 3/4"	25 watts	<b>LSM36K</b>	\$389
9 1/4"	49"	1 3/4"	32 watts	<b>LSM48K</b>	\$421

### With Chicago Cord Including Circuit Breaker

9 1/4"	25"	1 3/4"	17 watts	<b>LSM24KC</b>	\$423
9 1/4"	37"	1 3/4"	25 watts	<b>LSM36KC</b>	\$446
9 1/4"	49"	1 3/4"	32 watts	<b>LSM48KC</b>	\$478

### With Daisy Chain Cords

9 1/4"	25"	1 3/4"	17 watts	<b>LSM24KD</b>	\$397
9 1/4"	37"	1 3/4"	25 watts	<b>LSM36KD</b>	\$420
9 1/4"	49"	1 3/4"	32 watts	<b>LSM48KD</b>	\$452

**SIN 711.1**

# Utility2 Shelf Lights

SIN 711.1

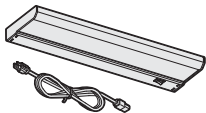
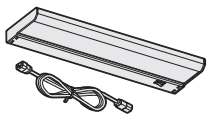
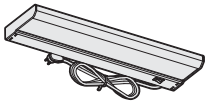
*Tip: Daisy chaining is not allowed in Chicago. Local electrical codes vary, so you should consult a qualified electrical contractor or engineer for proper installation of all electrical equipment.*

*Tip: Specification guidelines can be found on the next page.*

*Tip: Cord on stand alone light has right-hand exit. Cord on daisy chain light has off center exit.*

*Tip: Because shelf lights are usually recessed, black is the standard paint color. Paint colors other than black have an upcharge.*

*Tip: If an optional paint color is selected for the housing, the electrical switches and end caps will remain black plastic.*



*Tip: Minimum of two fixtures for daisy chaining and maximum of 10.*

*Tip: When ordering starter light do not order a daisy chain starter cord.*

Standard Includes	Required to Specify
<ul style="list-style-type: none"> <li>Light housing with right-hand on-off switch: black paint</li> <li>End cap cord managers: black plastic only</li> <li>Cords:                             <ul style="list-style-type: none"> <li>– 9' cord with three-prong plug on stand alone lights and daisy chain starter lights, if selected</li> <li>– 78" jumper cord on daisy chain lights, if selected</li> </ul> </li> <li>Prismatic lens</li> <li>Angled reflector: silver only</li> <li>T8 3500K lamp</li> <li>Ballast</li> <li>Universal and flush mounting hardware package</li> </ul>	<ol style="list-style-type: none"> <li>Style number</li> <li>Paint color number, if other than black (see options below)</li> <li>Options, if selected (see below)                             <ul style="list-style-type: none"> <li>▶ See <i>Surface Materials</i>, page 326.</li> </ul> </li> </ol>

Options	Price	Required to Specify
<b>Surface Materials</b> <ul style="list-style-type: none"> <li>Painted light housing other than black</li> </ul>	+\$22	Specify paint color number for housing. ▶ See <i>Surface Materials</i> , page 326.
<b>Lens</b> <ul style="list-style-type: none"> <li>Batwing lens</li> </ul>	+\$29	Specify with batwing lens.

Specification Information					
Dimensions	Lamp		Style	Base	
D	W	H	Wattage	Number	Price

### Electronic High-Power-Factor Ballast

6 <sup>7</sup> / <sub>8</sub> "	25"	1 <sup>5</sup> / <sub>8</sub> "	17 watts	<b>LSB24K2</b>	\$247
6 <sup>7</sup> / <sub>8</sub> "	37"	1 <sup>5</sup> / <sub>8</sub> "	25 watts	<b>LSB36K2</b>	\$293
6 <sup>7</sup> / <sub>8</sub> "	49"	1 <sup>5</sup> / <sub>8</sub> "	32 watts	<b>LSB48K2</b>	\$324

### With Chicago Cord Including Circuit Breaker

6 <sup>7</sup> / <sub>8</sub> "	25"	1 <sup>5</sup> / <sub>8</sub> "	17 watts	<b>LSB24KC2</b>	\$304
6 <sup>7</sup> / <sub>8</sub> "	37"	1 <sup>5</sup> / <sub>8</sub> "	25 watts	<b>LSB36KC2</b>	\$350
6 <sup>7</sup> / <sub>8</sub> "	49"	1 <sup>5</sup> / <sub>8</sub> "	32 watts	<b>LSB48KC2</b>	\$381

### Daisy Chain Light with 78" Jumper Cord

6 <sup>7</sup> / <sub>8</sub> "	25"	1 <sup>5</sup> / <sub>8</sub> "	17 watts	<b>LSB24KD2</b>	\$278
6 <sup>7</sup> / <sub>8</sub> "	37"	1 <sup>5</sup> / <sub>8</sub> "	25 watts	<b>LSB36KD2</b>	\$324
6 <sup>7</sup> / <sub>8</sub> "	49"	1 <sup>5</sup> / <sub>8</sub> "	32 watts	<b>LSB48KD2</b>	\$355

### Daisy Chain Starter Light with 9' Starter Cord

6 <sup>7</sup> / <sub>8</sub> "	25"	1 <sup>5</sup> / <sub>8</sub> "	17 watts	<b>LSB24KS2</b>	\$278
6 <sup>7</sup> / <sub>8</sub> "	37"	1 <sup>5</sup> / <sub>8</sub> "	25 watts	<b>LSB36KS2</b>	\$324
6 <sup>7</sup> / <sub>8</sub> "	49"	1 <sup>5</sup> / <sub>8</sub> "	32 watts	<b>LSB48KS2</b>	\$355

▶ **Specification Information, continued on next page**

► Specification Information, continued from previous page

**Specification Information**

Dimensions			Lamp	Style	Base
D	W	H	Wattage	Number	Price

**Electronic Normal-Power-Factor Ballast**

67/8"	25"	15/8"	17 watts	<b>LSB24M2</b>	\$176
67/8"	37"	15/8"	25 watts	<b>LSB36M2</b>	\$222
67/8"	49"	15/8"	32 watts	<b>LSB48M2</b>	\$253

**With Chicago Cord Including Circuit Breaker**

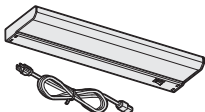
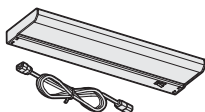
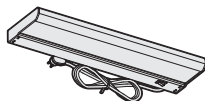
67/8"	25"	15/8"	17 watts	<b>LSB24MC2</b>	\$233
67/8"	37"	15/8"	25 watts	<b>LSB36MC2</b>	\$279
67/8"	49"	15/8"	32 watts	<b>LSB48MC2</b>	\$310

**Daisy Chain Light with 78" Jumper Cord**

67/8"	25"	15/8"	17 watts	<b>LSB24MD2</b>	\$207
67/8"	37"	15/8"	25 watts	<b>LSB36MD2</b>	\$253
67/8"	49"	15/8"	32 watts	<b>LSB48MD2</b>	\$284

**Daisy Chain Starter Light with 9' Starter Cord**

67/8"	25"	15/8"	17 watts	<b>LSB24MS2</b>	\$207
67/8"	37"	15/8"	25 watts	<b>LSB36MS2</b>	\$253
67/8"	49"	15/8"	32 watts	<b>LSB48MS2</b>	\$284



Tip: Minimum of two fixtures for daisy chaining and maximum of 10.

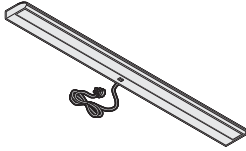
Tip: When ordering starter light do not order a daisy chain starter cord.

**Specification Guidelines**

Application	Requirement
2 lights	1 starter light fixture and 1 daisy chain light with jumper cord fixtures
3 lights	1 starter light fixture and 2 daisy chain light with jumper cord fixtures
4 lights	1 starter light fixture and 3 daisy chain light with jumper cord fixtures
5 lights	1 starter light fixture and 4 daisy chain light with jumper cord fixtures
6 lights	1 starter light fixture and 5 daisy chain light with jumper cord fixtures
7 lights	1 starter light fixture and 6 daisy chain light with jumper cord fixtures
8 lights	1 starter light fixture and 7 daisy chain light with jumper cord fixtures
9 lights	1 starter light fixture and 8 daisy chain light with jumper cord fixtures
10 lights	1 starter light fixture and 9 daisy chain light with jumper cord fixtures

# Underline Shelf Lights

SIN 711.1



*Tip: Daisy chaining is not allowed in New York City or Chicago. Local electrical codes vary, so you should consult a qualified electrical contractor or engineer for proper installation of all electrical equipment.*

Standard Includes	Required to Specify
<ul style="list-style-type: none"> <li>• Steel light housing: paint</li> <li>• Aluminum reflector</li> <li>• Acrylic lens</li> <li>• Polycarbonate end caps: molded to match housing</li> <li>• Cords, 9' cord with three-prong plug at 90°/45° angle: black plastic only</li> <li>• Soft touch switch</li> <li>• Thin profile, energy-efficient T2 fluorescent lamp</li> <li>• Universal spring brackets for recessed mount and screw-in for flush mount</li> <li>• Tool free clips for New York application</li> </ul>	<ul style="list-style-type: none"> <li>1 Style number</li> <li>2 Paint color number for housing and end caps:                             <ul style="list-style-type: none"> <li>0835 Black</li> <li>7018 Pewter</li> <li>7021 Dark Champagne</li> </ul> </li> </ul>

Related Products
<ul style="list-style-type: none"> <li>• Underline daisy chain starter cord <span style="float: right;">▶ See page 319</span></li> <li>• Underline daisy chain jumper cord <span style="float: right;">▶ See page 319</span></li> </ul>

Specification Information					
• Dimensions			• Lamp	• Style	• Price
D	W	H	Wattage	Number	
<b>Without Dimming</b>					
4¾"	22"	¾"	13 watts	<b>LT2</b>	\$257
<b>With Dimming</b>					
4¾"	22"	¾"	13 watts	<b>LT2D</b>	\$320
<b>With Chicago Cord Including Circuit Breaker</b>					
4¾"	22"	¾"	13 watts	<b>LT2CHI</b>	\$296
<b>With Chicago Cord Including Circuit Breaker and Dimming</b>					
4¾"	22"	¾"	13 watts	<b>LT2DCHI</b>	\$367
<b>With Daisy Chain Cord</b>					
4¾"	22"	¾"	13 watts	<b>LT2Y</b>	\$257
<b>With Daisy Chain Cord and Dimming</b>					
4¾"	22"	¾"	13 watts	<b>LT2DY</b>	\$320

*Tip: Order one daisy chain jumper cord between fixtures. Must be used with LT2Y or LT2DY daisy chain lights.*

## Underline Daisy Chain Starter Cord



Tip: Order one daisy chain starter cord to bring power to the start of the daisy chain. Must be used with LT2Y or LT2DY daisy chain light.

Standard Includes	Required to Specify
-------------------	---------------------

- 9' cord: black plastic only
- Modular plug for connector to LT2Y or LT2DY daisy chain lights

Style number

Related Products
------------------

- Underline daisy chain jumper cord ▶ See below.

Specification Information		
• Length	• Style Number	• Price
108"	<b>LTSTART</b>	\$22

• Length	• Style Number	• Price
108"	<b>LTSTART</b>	\$22

## Underline Daisy Chain Jumper Cord



Tip: Order one daisy chain jumper cord between fixtures. Must be used with LT2Y or LT2DY daisy chain light.

Standard Includes	Required to Specify
-------------------	---------------------

- 9' cord: black plastic only
- Modular plugs for connector to LT2Y or LT2DY daisy chain lights

Style number

Related Products
------------------

- Underline daisy chain starter cord ▶ See above.

Specification Information		
• Length	• Style Number	• Price

• Length	• Style Number	• Price
----------	----------------	---------

### 6' Length

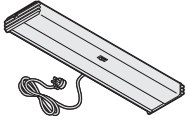
72"	<b>LTJUMP</b>	\$11
-----	---------------	------

### 3' Length

36"	<b>LTJUMP3</b>	\$11
-----	----------------	------

# Bottomline Shelf Lights

SIN 711.1



*Tip: Daisy chaining is not allowed in New York City or Chicago. Local electrical codes vary, so you should consult a qualified electrical contractor or engineer for proper installation of all electrical equipment.*

Standard Includes	Required to Specify
<ul style="list-style-type: none"> <li>• Steel light housing: paint</li> <li>• Mylar reflector</li> <li>• Batwing lens</li> <li>• Polycarbonate end caps: molded to match housing</li> <li>• Acrylic lens</li> <li>• 9' cord with three-prong plug at 90°/45° angle: black plastic only</li> <li>• Energy efficient electronic ballast</li> <li>• Energy efficient 3500K T5 fluorescent light</li> <li>• Universal spring brackets for recessed mount and screw-in for flush mount</li> <li>• Tool free clips for New York application</li> </ul>	<ul style="list-style-type: none"> <li>1 Style number</li> <li>2 Paint color number for housing and end caps:                             <ul style="list-style-type: none"> <li>0835 Black</li> <li>7018 Pewter</li> <li>7021 Dark Champagne</li> </ul> </li> </ul>

## Specification Information

Dimensions			Lamp	Style	Price
D	W	H	Wattage	Number	
<b>Without Daisy Chain Cord</b>					
4½"	23¼"	1¼"	14 watts	<b>L52FT</b>	\$220
4½"	35"	1¼"	21 watts	<b>L53FT</b>	\$236
4½"	46¾"	1¼"	28 watts	<b>L54FT</b>	\$253
<b>With Chicago Cord Including Circuit Breaker</b>					
4½"	23¼"	1¼"	14 watts	<b>L52FTCHI</b>	\$258
4½"	35"	1¼"	21 watts	<b>L53FTCHI</b>	\$279
4½"	46¾"	1¼"	28 watts	<b>L54FTCHI</b>	\$301
<b>With Daisy Chain Cord</b>					
4½"	23¼"	1¼"	14 watts	<b>L52FTY</b>	\$242
4½"	35"	1¼"	21 watts	<b>L53FTY</b>	\$258
4½"	46¾"	1¼"	28 watts	<b>L54FTY</b>	\$274
<b>With Daisy Chain Starter Cord</b>					
4½"	23¼"	1¼"	14 watts	<b>L52FTS</b>	\$242
4½"	35"	1¼"	21 watts	<b>L53FTS</b>	\$258
4½"	46¾"	1¼"	28 watts	<b>L54FTS</b>	\$274

*Tip: When ordering the Bottomline daisy chain starter you do NOT need to order a starter cord or jumper cord.*

## Specification Guidelines

Application	Requirement
2 lights	1 starter fixture and 1 daisy chain fixture
3 lights	1 starter fixture and 2 daisy chain fixtures
4 lights	1 starter fixture and 3 daisy chain fixtures
5 lights	1 starter fixture and 4 daisy chain fixtures
6 lights	1 starter fixture and 5 daisy chain fixtures

**Note:** Daisy chaining minimum of two fixtures; maximum of six fixtures.



# LED Shelf Lights

**SIN 711.1**

*Tip: Daisy chaining is not allowed in or Chicago. Local electrical codes vary, so you should consult a qualified electrical contractor or engineer for proper installation of all electrical equipment.*

*Tip: Maximum number of lights that can be daisy chained is three lights.*

Standard Includes	Required to Specify
-------------------	---------------------

- |   |  |
|---|--|
| <ul style="list-style-type: none"> <li>• Aluminum extrusion with plastic cover</li> <li>• Power supply with 12' cordage (6' from power supply to power outlet, 6' from power supply to fixture)</li> <li>• Soft touch switch</li> <li>• Thin profile accommodates recessed and low profile flush mounting</li> <li>• Ultra energy efficient LED light source</li> <li>• Universal magnetic mounting</li> <li>• Polycarbonate matte film diffuser</li> <li>• Continuous dimming</li> </ul> | <ul style="list-style-type: none"> <li>1 Style number</li> <li>2 Options, if selected (see below)</li> </ul> |
|---|--|

Options	Price	Required to Specify
---------	-------	---------------------

<b>Mounting</b>	• Fastener kit for use with wood or aluminum shelf +\$8	Specify <i>with fastener kit</i> .
-----------------	--	------------------------------------

Specification Information					
Dimensions			Lamp	Style	Base
D	W	H	Wattage	Number	Price

2 1/2"	18"	1/2"	11 watts	<b>LSL18</b>	\$322
:	:	:	:	:	:

### LED Standard Light

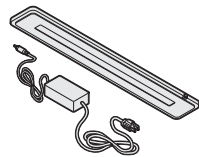
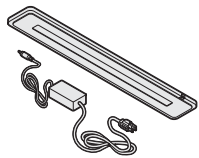
2 1/2"	18"	1/2"	11 watts	<b>LSL18</b>	\$322
:	:	:	:	:	:

### LED Daisy Chain Starter Light

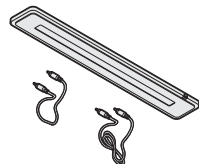
2 1/2"	18"	1/2"	11 watts	<b>LSL18YA</b>	\$344
:	:	:	:	:	:

### LED Daisy Chain Secondary Light

2 1/2"	18"	1/2"	11 watts	<b>LSL18YB</b>	\$316
:	:	:	:	:	:



*Tip: Daisy chain starter light comes with a power supply that will support up to three lights in series. Does not include daisy chain cords.*



*Tip: Daisy chain secondary light does not come with a power supply. Daisy chain cord package (9" and 36") comes standard with each secondary light.*

# LED Personal Task Lights

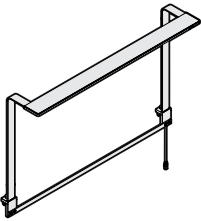
SIN 711.1

Standard Includes	Required to Specify
<ul style="list-style-type: none"> <li>• Housing: 6009 Arctic White plastic only</li> <li>• Fixture and stanchions: paint</li> <li>• Power supply with 12' cordage (6' from power supply to power outlet, 6' from power supply to fixture)</li> <li>• Soft touch switch</li> <li>• Ultra energy efficient LED light source</li> <li>• Polycarbonate matte film diffuser</li> <li>• Continuous dimming</li> </ul>	<ul style="list-style-type: none"> <li>1 Style number</li> <li>2 Paint color number for fixture and stanchions:                             <ul style="list-style-type: none"> <li>4231 Arctic White</li> <li>4710 Low Gloss Black</li> <li>4799 Platinum Metallic</li> </ul> </li> </ul>

## Specification Information

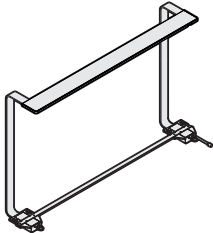
• Dimensions			• Lamp	• Style	• Price
D	W	H	Wattage	Number	
6"	30"	17"	14 watts	<b>LPTL30</b>	\$565

### Rail-Mounted LED Personal Task Light



6"	30"	17"	14 watts	<b>LPTL30</b>	\$565
----	-----	-----	----------	---------------	-------

### Non Rail-Mounted LED Personal Task Light



6"	30"	17"	14 watts	<b>LPTL30NR</b>	\$565
----	-----	-----	----------	-----------------	-------

*Tip: Non rail-mounted LED personal task lights will not work on worksurfaces with knife edge that is longer than 1 1/4", or with modesty panels or modesty screens closer than 6" from the back edge.*

# Avenir Vertical Wire Manager

Avenir Vertical Wire Manager

SIN 711.1



Standard Includes	Required to Specify
<ul style="list-style-type: none"> <li>Vertical wire manager cover: vertical surface fabric or plastic</li> <li>Top cap, on applicable models:                             <ul style="list-style-type: none"> <li>— paint on fabric-covered vertical wire manager</li> <li>— plastic on plastic vertical wire manager</li> </ul> </li> <li>Reveal between top cap and vertical wire manager cover, on applicable models: black plastic only</li> </ul>	<ol style="list-style-type: none"> <li>Style number</li> <li>Fabric or plastic color number for vertical wire manager cover: all Avenir vertical surface fabrics or plastics</li> <li>Paint color number for top cap on fabric-covered vertical wire manager</li> <li>Options, if selected (see below)                             <ul style="list-style-type: none"> <li>▶ See <i>Surface Materials</i>, page 326.</li> </ul> </li> </ol>

Options	Price	Required to Specify
<b>Top Cap</b> <ul style="list-style-type: none"> <li><b>Height</b></li> <li>High</li> </ul>	No cost	Replace second <b>M</b> in style number with <b>H</b> .

### Specification Information

Height	With Top Cap	Style Number	Price

### Fabric Covered for Use Between Panel Top Cap and Worksurface

10 <sup>7</sup> / <sub>16</sub> "	Yes	<b>VWM41M</b>	\$ 77
21 <sup>9</sup> / <sub>16</sub> "	Yes	<b>VWM53M</b>	\$ 83
33 <sup>7</sup> / <sub>8</sub> "	Yes	<b>VWM65M</b>	\$ 94
49 <sup>11</sup> / <sub>16</sub> "	Yes	<b>VWM80M</b>	\$104

### Fabric Covered for Use Between Overhead Storage and Worksurface

17 <sup>1</sup> / <sub>2</sub> "	No	<b>VWM18</b>	\$ 77

### Plastic

49 <sup>11</sup> / <sub>16</sub> "	Yes	<b>PVWMM</b>	\$ 54



# Series 9000 Vertical Wire Manager

SIN 711.1



\*Tip: For most fabrics, fabric application is standard in the warp horizontal direction.  
 ▶ See *Specification Guidelines for Vertical Fabric Applications*, in the *Series 9000 Specification Guide* for details on these exceptions. Warp vertical is available as an option.

Standard Includes	Required to Specify
<ul style="list-style-type: none"> <li>Vertical wire manager, fabric direction with horizontal application*: all fabric price groups or plastic</li> <li>Cap for use when connecting with panel top cap, on applicable models: black plastic only</li> </ul>	<ul style="list-style-type: none"> <li>1 Style number</li> <li>2 Color number for wire manager</li> <li>3 Options, if selected (see below)</li> <li>▶ See <i>Surface Materials</i>, page 326.</li> </ul>

Options	Price	Required to Specify
<b>Surface Materials</b> <ul style="list-style-type: none"> <li>Fabric direction on fabric-covered wire managers</li> <li>Vertical application</li> </ul>	No cost	Specify with vertical application.

Specification Information			
Height	With Cap	Style Number	Price

## For Conventional Panels

Fabric-covered			
Height	With Cap	Style Number	Price
12"	Yes	<b>9886242A</b>	\$75
17½"	No	<b>9886265</b>	\$69
22¼"	Yes	<b>9886253A</b>	\$76
34¼"	Yes	<b>9886265A</b>	\$77
Plastic			
48"	Yes	<b>98862</b>	\$35

# Accessories

SIN 711.1

## Vertical Wire Managers

For Use on Montage Panels



Standard Includes			Required to Specify		
<ul style="list-style-type: none"> <li>Vertical wire manager: plastic</li> </ul>			1 Style number 2 Plastic color number 6000 Black 6659 Light Grey		
Specification Information					
Height	Style Number	Price			
13"	<b>ZWM13</b>	\$12			
20"	<b>ZWM20</b>	\$14			
:	:	:			

## Vertical Wire Manager

For Use on Answer and Kick Panels



Tip: Wire manager can be cut in the field to the specific length needed.

Standard Includes			Required to Specify		
<ul style="list-style-type: none"> <li>Vertical wire manager: plastic</li> </ul>			1 Style number 2 Plastic color number: 6000 Black 6009 Arctic White 6249 Platinum Solid 6654 Sand 6697 Fog		
Specification Information					
Height	Style Number	Price			
48"	<b>TS7PVWM</b>	\$27			
:	:	:			

## Daisy Chain Starter Cord



Standard Includes			Required to Specify	
<ul style="list-style-type: none"> <li>Cord: black plastic only</li> </ul>			Style number	
Specification Information				
Quantity in Package	Length	Style Number	Price	
1	78"	<b>LS1FSC</b>	\$ 50	
6	78"	<b>LS6FSC</b>	\$300	
:	:	:	:	

### Daisy Chain Starter Cord

1	78"	<b>LS1FSC</b>	\$ 50
6	78"	<b>LS6FSC</b>	\$300
:	:	:	:

# Surface Materials

**This listing** includes all the surface material choices that are available for the products in this specification guide.

## Resources

For more information about surface materials and the categories they fall into, refer to the following resource:

### Surface Materials

**Binders** include:

- Surface Materials Reference Manual
- A complete set of swatch cards for hard surfaces, vertical surface fabrics, and seating upholstery

## Paint

### Price Group 1

#### Smooth Paint

4242 Milk

#### Textured paint

7207 Black  
7225 Sand  
7236 Fog  
7237 Slate  
7238 Fieldstone  
7239 Midnight  
7241 Arctic White  
7243 Seagull

### Price Group 2

#### Smooth Metallic paint

4743 Mineral Metallic  
4744 Pearl Metallic  
4750 Champagne Metallic  
4751 Bronze Metallic  
4752 Steel Metallic  
4788 Gold Dust Metallic  
4798 Sterling Metallic  
4799 Platinum Metallic

#### Textured Metallic paint

7245 Carbon Metallic  
7246 Midnight Metallic

### Price Group 3

#### PerfectMatch paint

PerfectMatch paint is a service that allows you to create your own paint color through the Customiz program. Refer to the *Surface Materials Reference Manual* for more information about this program.

---

# Resources

**Style Number Index**

**328**

# Style Number Index

Style Number	Page	Description
<b>877102002SR</b>	189, 221	Master Lock Tool
<b>877102003SR</b>	189, 221	Standard Lock Tool
<b>98765</b>	169	Termination Plate
<b>98766</b>	168	Cable/Fiber Reel
<b>98862</b>	324	C Vertical Wire Manager
<b>9886242A</b>	324	C Vertical Wire Manager
<b>9886253A</b>	324	C Vertical Wire Manager
<b>9886265</b>	324	C Vertical Wire Manager
<b>9886265A</b>	324	C Vertical Wire Manager
<b>ASHC1921X1</b>	172	Plastic Drawer
<b>BAMB</b>	214	Mounting Hook
<b>BB042</b>	194	Beam
<b>BB048</b>	194	Beam
<b>BB060</b>	194	Beam
<b>BB072</b>	194	Beam
<b>BB084</b>	194	Beam
<b>BB096</b>	194	Beam
<b>BB108</b>	194	Beam
<b>BB120</b>	194	Beam
<b>BB132</b>	194	Beam
<b>BB144</b>	194	Beam
<b>BB156</b>	194	Beam
<b>BB168</b>	194	Beam
<b>BB180</b>	194	Beam
<b>BB192</b>	194	Beam
<b>BBPT040</b>	202	Horizontal Trough
<b>BBPT048</b>	202	Horizontal Trough
<b>BBPT060</b>	202	Horizontal Trough
<b>BBPT072</b>	202	Horizontal Trough
<b>BBPT084</b>	202	Horizontal Trough
<b>BBPT096</b>	202	Horizontal Trough
<b>BBPT108</b>	202	Horizontal Trough
<b>BBPT120</b>	202	Horizontal Trough
<b>BBPT132</b>	202	Horizontal Trough
<b>BBPT144</b>	202	Horizontal Trough
<b>BBPT156</b>	202	Horizontal Trough
<b>BBPT168</b>	202	Horizontal Trough
<b>BBPT180</b>	202	Horizontal Trough
<b>BBPT192</b>	202	Horizontal Trough
<b>BCH</b>	213	Curtain Hook
<b>BDS30</b>	212	Shelf
<b>BDS36</b>	212	Shelf
<b>BDS42</b>	212	Shelf
<b>BDS48</b>	212	Shelf
<b>BFPT040</b>	202	Horiz Fence Tube
<b>BFPT048</b>	202	Horiz Fence Tube
<b>BFPT060</b>	202	Horiz Fence Tube
<b>BFPT072</b>	202	Horiz Fence Tube
<b>BFPT084</b>	202	Horiz Fence Tube
<b>BFPT096</b>	202	Horiz Fence Tube
<b>BFPT108</b>	202	Horiz Fence Tube
<b>BFPT120</b>	202	Horiz Fence Tube
<b>BHAB</b>	214	Huddleboard Bracket
<b>BHHCX</b>	210	Connector
<b>BHHCY</b>	210	Connector

Style Number	Page	Description
<b>BHHCZ</b>	210	Connector
<b>BHMXP</b>	199	Hub Mount
<b>BHMYP</b>	199	Hub Mount
<b>BIBFF030</b>	195	Infill
<b>BIBFF042</b>	195	Infill
<b>BIBFF054</b>	195	Infill
<b>BIBFF066</b>	195	Infill
<b>BIBFF078</b>	195	Infill
<b>BIBFF090</b>	195	Infill
<b>BIBFF102</b>	195	Infill
<b>BIBFF114</b>	195	Infill
<b>BIBHW030</b>	196	Infill Hardware Package
<b>BIBHW042</b>	196	Infill Hardware Package
<b>BIBHW054</b>	196	Infill Hardware Package
<b>BIBHW066</b>	196	Infill Hardware Package
<b>BIBHW078</b>	196	Infill Hardware Package
<b>BIBHW090</b>	196	Infill Hardware Package
<b>BIBHW102</b>	196	Infill Hardware Package
<b>BIBHW114</b>	196	Infill Hardware Package
<b>BIBMD030</b>	195	Infill
<b>BIBMD042</b>	195	Infill
<b>BIBMD054</b>	195	Infill
<b>BIBMD066</b>	195	Infill
<b>BIBMD078</b>	195	Infill
<b>BIBMD090</b>	195	Infill
<b>BIBMD102</b>	195	Infill
<b>BIBMD114</b>	195	Infill
<b>BIBTF030</b>	195	Infill
<b>BIBTF042</b>	195	Infill
<b>BIBTF054</b>	195	Infill
<b>BIBTF066</b>	195	Infill
<b>BIBTF078</b>	195	Infill
<b>BIBTF090</b>	195	Infill
<b>BIBTF102</b>	195	Infill
<b>BIBTF114</b>	195	Infill
<b>BPCS</b>	215	Post Base Shim
<b>BPDSSB</b>	200	Slatwall Attachment Brkt
<b>BPDSSWPL</b>	200	Pwr and Data Stp w/Cord
<b>BPDSWB</b>	200	Wksf Attachment Brkt
<b>BPDSWSPL</b>	200	Power and Data Strip
<b>BPFS10</b>	213	Fence Beam Dust Covers
<b>BPHPHXX</b>	199	Technology Hub
<b>BPHPHXY</b>	199	Technology Hub
<b>BPHPHXZ</b>	199	Technology Hub
<b>BPMPH123XX</b>	198	Technology Hub
<b>BPMPH123XY</b>	198	Technology Hub
<b>BPMPH123XZ</b>	198	Technology Hub
<b>BPMPH124XX</b>	198	Technology Hub
<b>BPMPH124XY</b>	198	Technology Hub
<b>BTHPHXX</b>	199	Technology Hub
<b>BTHPHXY</b>	199	Technology Hub
<b>BTHPHXZ</b>	199	Technology Hub
<b>BTJ090</b>	203	Corner Trough
<b>BTJ120</b>	203	Corner Trough
<b>BTJI</b>	203	Beam Flr Trough



Style Number	Page	Description	Style Number	Page	Description
<b>BTMPH123XX</b>	198	Technology Hub	<b>E90108</b>	154	Base Power-in
<b>BTMPH123XY</b>	198	Technology Hub	<b>E90153</b>	167	Duplex Recept
<b>BTMPH123XZ</b>	198	Technology Hub	<b>E90160</b>	167	Duplex Recept
<b>BTMPH124XX</b>	198	Technology Hub	<b>E90177</b>	167	Duplex Recept
<b>BTMPH124XY</b>	198	Technology Hub	<b>E91147</b>	167	Simplex Recept
<b>BWSK</b>	212	Wall Start Kit	<b>E91240</b>	154	Base Power-in
<b>BWSTK</b>	212	Wall Start Kit	<b>E91934</b>	166	Chicago Junct Box
<b>BXCIT</b>	207	Ceil Infd Tube	<b>GFUCCM</b>	153	Cord and Cable Mg
<b>BXJBCK</b>	207	Junct Box Brkt	<b>GFUCH</b>	151	Cnvc Comm Housing
<b>BXP36</b>	193	X-Post with Large Base	<b>GFUCMC</b>	153	Internode Harness Clip
<b>BXP45</b>	193	X-Post	<b>GFUFFH12X</b>	140	Floor Power Infeed
<b>BXP95</b>	193	X-Post	<b>GFUFFH12Y</b>	140	Floor Power Infeed
<b>BXPFHH39</b>	205	Vertical Post Tube	<b>GFUFFH12Z</b>	140	Floor Power Infeed
<b>BXPFLF15</b>	205	Vertical Post Tube	<b>GFUFFH6X</b>	140	Floor Power Infeed
<b>BXPFLH31</b>	205	Vertical Post Tube	<b>GFUFFH6Y</b>	140	Floor Power Infeed
<b>BXPS36</b>	193	X-Post with Small Base	<b>GFUFFH6Z</b>	140	Floor Power Infeed
<b>BXPS45</b>	193	X-Post	<b>GFUMB</b>	143	Mounting Bracket
<b>BXPS95</b>	193	X-Post	<b>GFUPMBX</b>	142	Power Module
<b>BXPTC</b>	215	Post Top Cap	<b>GFUPMBXNYC</b>	142	Power Module
<b>BXPTFT87</b>	204	Vertical Post Tube	<b>GFUPMBY</b>	142	Power Module
<b>BXPTHF11</b>	206	Vertical Post Tube	<b>GFUPMBYNYC</b>	142	Power Module
<b>BXPTHFT59</b>	204	Vertical Post Tube	<b>GFUPMBZ</b>	143	Power Module
<b>BXPTLFT66</b>	204	Vertical Post Tube	<b>GFUPMBZNYC</b>	143	Internode Power Module
<b>BXTFHH39</b>	206	Vertical Post Tube	<b>GFUPMX</b>	142	Power Module
<b>BXTFLFH31</b>	205	Vertical Post Tube	<b>GFUPMXNYC</b>	142	Power Module
<b>BXTHHT45</b>	204	Vertical Post Tube	<b>GFUPMY</b>	142	Power Module
<b>BXTLHT52</b>	204	Vertical Post Tube	<b>GFUPMYNYC</b>	142	Power Module
<b>BYCIT</b>	207	Ceil Infd Tube	<b>GFUPMZ</b>	143	Power Module
<b>BYJBCK</b>	207	Junct Box Brkt	<b>GFUPMZNYC</b>	143	Internode Power Module
<b>BYP36</b>	193	Y-Post with Large Base	<b>GFUSCM</b>	146	Comm Module
<b>BYP45</b>	193	Y-Post	<b>GFUT1G72X</b>	150	Cnvc Tri-Recept
<b>BYP95</b>	193	Y-Post	<b>GFUT1G72Y</b>	150	Cnvc Tri-Recept
<b>BYPFHH39</b>	205	Vertical Post Tube	<b>GFUT1G72Z</b>	150	Cnvc Tri-Recept
<b>BYPFLF15</b>	205	Vertical Post Tube	<b>GFUT1S72X</b>	150	Cnvc Tri-Recept
<b>BYPFLH31</b>	205	Vertical Post Tube	<b>GFUT1S72Y</b>	150	Cnvc Tri-Recept
<b>BYPS36</b>	193	Y-Post with Small Base	<b>GFUT1S72Z</b>	150	Cnvc Tri-Recept
<b>BYPS45</b>	193	Y-Post	<b>GFUT2G72X</b>	150	Cnvc Tri-Recept
<b>BYPS95</b>	193	Y-Post	<b>GFUT2G72Y</b>	150	Cnvc Tri-Recept
<b>BYPTC</b>	215	Post Top Cap	<b>GFUT2G72Z</b>	150	Cnvc Tri-Recept
<b>BYPTFT87</b>	204	Vertical Post Tube	<b>GFUT2S72X</b>	150	Cnvc Tri-Recept
<b>BYPTHF11</b>	206	Vertical Post Tube	<b>GFUT2S72Y</b>	150	Cnvc Tri-Recept
<b>BYPTHFT59</b>	204	Vertical Post Tube	<b>GFUT2S72Z</b>	150	Cnvc Tri-Recept
<b>BYPTLFT66</b>	204	Vertical Post Tube	<b>GFUT3G72X</b>	150	Cnvc Tri-Recept
<b>BYTFHH39</b>	206	Vertical Post Tube	<b>GFUT3G72Y</b>	150	Cnvc Tri-Recept
<b>BYTFLFH31</b>	205	Vertical Post Tube	<b>GFUT3G72Z</b>	150	Cnvc Tri-Recept
<b>BYTHHT45</b>	204	Vertical Post Tube	<b>GFUT3S72X</b>	150	Cnvc Tri-Recept
<b>BYTLHT52</b>	204	Vertical Post Tube	<b>GFUT3S72Y</b>	150	Cnvc Tri-Recept
<b>CF800</b>	173	CF Series Flat Pnl Monitor Arm, Standard	<b>GFUT3S72Z</b>	150	Cnvc Tri-Recept
<b>CFTR</b>	173	Adjustable Foot Rest	<b>GFUT4G72X</b>	150	Cnvc Tri-Recept
<b>CQSA</b>	244	Seismic Anchor Brackets	<b>GFUT4G72Y</b>	150	Cnvc Tri-Recept
<b>DSTNUT</b>	213	Attachment Hardware	<b>GFUT4S72X</b>	150	Cnvc Tri-Recept
<b>DTPRWS01</b>	277	Lotus Domino Synch Package	<b>GFUT4S72Y</b>	150	Cnvc Tri-Recept
<b>DTPRWS02</b>	277	Microsoft Exchange Sync Pkg	<b>GFUTMB</b>	152	Mounting Brkt
<b>DTPRWS02U</b>	277	Microsoft Exchange Sync Pkg Upgrade	<b>GFUTMC</b>	152	Clamp Kit
<b>E90098</b>	154	Base Power-in	<b>GFUTP96</b>	151	Cnvc Tri-Recept

Style Number Index, continued

Style Number	Page	Description
<b>GQTUHCX</b>	210	Connector
<b>GQTUHCY</b>	210	Connector
<b>GQTUHCZ</b>	210	Connector
<b>GSGUBCX</b>	142	Connector
<b>GSGUBCY</b>	142	Connector
<b>GSGUBCZ</b>	143	Internode Connector
<b>GSGUFC</b>	141, 211	Mdlr Infeed Cover
<b>GSGUFMH12X</b>	141, 211	Internode Infeed
<b>GSGUFMH12XN</b>	211	Multipurpose Power Infeed
<b>GSGUFMH12Y</b>	141, 211	Internode Infeed
<b>GSGUFMH12YN</b>	211	Multipurpose Power Infeed
<b>GSGUFMH12Z</b>	141, 211	Internode Infeed
<b>GSGUFMH12ZN</b>	211	Multipurpose Power Infeed
<b>GSGUFMH24X</b>	141, 211	Internode Infeed
<b>GSGUFMH24XN</b>	211	Multipurpose Power Infeed
<b>GSGUFMH24Y</b>	141, 211	Internode Infeed
<b>GSGUFMH24YN</b>	211	Multipurpose Power Infeed
<b>GSGUFMH24Z</b>	141, 211	Internode Infeed
<b>GSGUFMH24ZN</b>	211	Multipurpose Power Infeed
<b>GSGUFMM12X</b>	141, 211	Internode Infeed
<b>GSGUFMM12XN</b>	211	Multipurpose Power Infeed
<b>GSGUFMM12Y</b>	141, 211	Internode Infeed
<b>GSGUFMM12YN</b>	211	Multipurpose Power Infeed
<b>GSGUFMM12Z</b>	141, 211	Internode Infeed
<b>GSGUFMM12ZN</b>	211	Multipurpose Power Infeed
<b>GSGUFMM24X</b>	141, 211	Internode Infeed
<b>GSGUFMM24XN</b>	211	Multipurpose Power Infeed
<b>GSGUFMM24Y</b>	141, 211	Internode Infeed
<b>GSGUFMM24YN</b>	211	Multipurpose Power Infeed
<b>GSGUFMM24Z</b>	141, 211	Internode Infeed
<b>GSGUFMM24ZN</b>	211	Multipurpose Power Infeed
<b>GSGUH100X</b>	144, 208	Internode Harness
<b>GSGUH100XN</b>	208	Modular Harness
<b>GSGUH100Y</b>	145, 209	Internode Harness
<b>GSGUH100YN</b>	209	Modular Harness
<b>GSGUH100Z</b>	145, 209	Internode Harness
<b>GSGUH100ZN</b>	209	Modular Harness
<b>GSGUH120X</b>	144, 208	Internode Harness
<b>GSGUH120XN</b>	208	Modular Harness
<b>GSGUH120Y</b>	145, 209	Internode Harness
<b>GSGUH120YN</b>	209	Modular Harness
<b>GSGUH120Z</b>	145, 209	Internode Harness
<b>GSGUH120ZN</b>	209	Modular Harness
<b>GSGUH12X</b>	144, 208	Internode Harness
<b>GSGUH12XN</b>	208	Modular Harness
<b>GSGUH12Y</b>	145, 208	Internode Harness
<b>GSGUH12YN</b>	208	Modular Harness
<b>GSGUH12Z</b>	145, 209	Internode Harness
<b>GSGUH12ZN</b>	209	Modular Harness
<b>GSGUH144X</b>	144, 208	Internode Harness
<b>GSGUH144XN</b>	208	Modular Harness
<b>GSGUH144Y</b>	145, 209	Internode Harness
<b>GSGUH144YN</b>	209	Modular Harness
<b>GSGUH144Z</b>	145, 209	Internode Harness
<b>GSGUH144ZN</b>	209	Modular Harness

Style Number	Page	Description
<b>GSGUH22X</b>	144, 208	Internode Harness
<b>GSGUH22XN</b>	208	Modular Harness
<b>GSGUH22Y</b>	145, 208	Internode Harness
<b>GSGUH22YN</b>	208	Modular Harness
<b>GSGUH22Z</b>	145, 209	Internode Harness
<b>GSGUH22ZN</b>	209	Modular Harness
<b>GSGUH28X</b>	144, 208	Internode Harness
<b>GSGUH28XN</b>	208	Modular Harness
<b>GSGUH28Y</b>	145, 208	Internode Harness
<b>GSGUH28YN</b>	208	Modular Harness
<b>GSGUH28Z</b>	145, 209	Internode Harness
<b>GSGUH28ZN</b>	209	Modular Harness
<b>GSGUH32X</b>	144, 208	Internode Harness
<b>GSGUH32XN</b>	208	Modular Harness
<b>GSGUH32Y</b>	145, 208	Internode Harness
<b>GSGUH32YN</b>	208	Modular Harness
<b>GSGUH32Z</b>	145, 209	Internode Harness
<b>GSGUH32ZN</b>	209	Modular Harness
<b>GSGUH38X</b>	144, 208	Internode Harness
<b>GSGUH38XN</b>	208	Modular Harness
<b>GSGUH38Y</b>	145, 208	Internode Harness
<b>GSGUH38YN</b>	208	Modular Harness
<b>GSGUH38Z</b>	145, 209	Internode Harness
<b>GSGUH38ZN</b>	209	Modular Harness
<b>GSGUH44X</b>	144, 208	Internode Harness
<b>GSGUH44XN</b>	208	Modular Harness
<b>GSGUH44Y</b>	145, 208	Internode Harness
<b>GSGUH44YN</b>	208	Modular Harness
<b>GSGUH44Z</b>	145, 209	Internode Harness
<b>GSGUH44ZN</b>	209	Modular Harness
<b>GSGUH50X</b>	144, 208	Internode Harness
<b>GSGUH50XN</b>	208	Modular Harness
<b>GSGUH50Y</b>	145, 209	Internode Harness
<b>GSGUH50YN</b>	209	Modular Harness
<b>GSGUH50Z</b>	145, 209	Internode Harness
<b>GSGUH50ZN</b>	209	Modular Harness
<b>GSGUH54X</b>	144, 208	Internode Harness
<b>GSGUH54XN</b>	208	Modular Harness
<b>GSGUH54Y</b>	145, 209	Internode Harness
<b>GSGUH54YN</b>	209	Modular Harness
<b>GSGUH54Z</b>	145, 209	Internode Harness
<b>GSGUH54ZN</b>	209	Modular Harness
<b>GSGUH64X</b>	144, 208	Internode Harness
<b>GSGUH64XN</b>	208	Modular Harness
<b>GSGUH64Y</b>	145, 209	Internode Harness
<b>GSGUH64YN</b>	209	Modular Harness
<b>GSGUH64Z</b>	145, 209	Internode Harness
<b>GSGUH64ZN</b>	209	Modular Harness
<b>GSGUH76X</b>	144, 208	Internode Harness
<b>GSGUH76XN</b>	208	Modular Harness
<b>GSGUH76Y</b>	145, 209	Internode Harness
<b>GSGUH76YN</b>	209	Modular Harness
<b>GSGUH76Z</b>	145, 209	Internode Harness
<b>GSGUH76ZN</b>	209	Modular Harness
<b>GSGUH88X</b>	144, 208	Internode Harness

Style Number	Page	Description	Style Number	Page	Description
<b>GSGUH88XN</b>	208	Modular Harness	<b>GSGUR4TGY</b>	148	Internode Receptacle
<b>GSGUH88Y</b>	145, 209	Internode Harness	<b>GSGUR4TSX</b>	148	Internode Receptacle
<b>GSGUH88YN</b>	209	Modular Harness	<b>GSGUR4TSY</b>	148	Internode Receptacle
<b>GSGUH88Z</b>	145, 209	Internode Harness	<b>HCC42R42R</b>	124	Cor Countertop
<b>GSGUH88ZN</b>	209	Modular Harness	<b>HCC42S42S</b>	125	Cor Countertop
<b>GSGUHCX</b>	144, 208	Harness Connector	<b>HCC48R48R</b>	124	Cor Countertop
<b>GSGUHCY</b>	145, 209	Internode Connector	<b>HCC48R60R</b>	124	Cor Countertop
<b>GSGUHCZ</b>	145, 209	Internode Connector	<b>HCC48R66R</b>	124	Cor Countertop
<b>GSGUHHX</b>	208	Internode Harness	<b>HCC48R72R</b>	124	Cor Countertop
<b>GSGUHHY</b>	209	Internode Harness	<b>HCC48R78R</b>	124	Cor Countertop
<b>GSGUHHZ</b>	209	Internode Harness	<b>HCC48S48S</b>	125	Cor Countertop
<b>GSGUHSX</b>	208	Modular Harness	<b>HCC48S60S</b>	125	Cor Countertop
<b>GSGUHSY</b>	209	Modular Harness	<b>HCC48S66S</b>	125	Cor Countertop
<b>GSGUHSZ</b>	209	Modular Harness	<b>HCC48S72S</b>	125	Cor Countertop
<b>GSGUR1SGX</b>	148	Internode Receptacle	<b>HCC48S78S</b>	125	Cor Countertop
<b>GSGUR1SGY</b>	148	Internode Receptacle	<b>HRCE3054</b>	95	Recept Core Unit
<b>GSGUR1SGZ</b>	149	Internode Receptacle	<b>HRCE3060</b>	95	Recept Core Unit
<b>GSGUR1SSX</b>	148	Internode Receptacle	<b>HRCE3066</b>	95	Recept Core Unit
<b>GSGUR1SSY</b>	148	Internode Receptacle	<b>HRCI2454</b>	95	Recept Core Unit
<b>GSGUR1SSZ</b>	149	Internode Receptacle	<b>HRCI2460</b>	95	Recept Core Unit
<b>GSGUR1TGX</b>	148	Internode Receptacle	<b>HRCI2466</b>	95	Recept Core Unit
<b>GSGUR1TGY</b>	148	Internode Receptacle	<b>HRCI3054</b>	95	Recept Core Unit
<b>GSGUR1TGZ</b>	149	Internode Receptacle	<b>HRCI3060</b>	95	Recept Core Unit
<b>GSGUR1TSX</b>	148	Internode Receptacle	<b>HRCI3066</b>	95	Recept Core Unit
<b>GSGUR1TSY</b>	148	Internode Receptacle	<b>HRCL2454</b>	95	Recept Core Unit
<b>GSGUR1TSZ</b>	149	Internode Receptacle	<b>HRCL3054</b>	95	Recept Core Unit
<b>GSGUR2SGX</b>	148	Internode Receptacle	<b>HRCR2454</b>	95	Recept Core Unit
<b>GSGUR2SGY</b>	148	Internode Receptacle	<b>HRCR3054</b>	95	Recept Core Unit
<b>GSGUR2SGZ</b>	149	Internode Receptacle	<b>HSC24RR</b>	122	Storage Countertop
<b>GSGUR2SSX</b>	148	Internode Receptacle	<b>HSC24SR</b>	123	Storage Countertop
<b>GSGUR2SSY</b>	148	Internode Receptacle	<b>HSC24SS</b>	123	Storage Countertop
<b>GSGUR2SSZ</b>	149	Internode Receptacle	<b>HSC30RR</b>	122	Storage Countertop
<b>GSGUR2TGX</b>	148	Internode Receptacle	<b>HSC30SR</b>	123	Storage Countertop
<b>GSGUR2TGY</b>	148	Internode Receptacle	<b>HSC30SS</b>	123	Storage Countertop
<b>GSGUR2TGZ</b>	149	Internode Receptacle	<b>HSC36RR</b>	122	Storage Countertop
<b>GSGUR2TSX</b>	148	Internode Receptacle	<b>HSC36SR</b>	123	Storage Countertop
<b>GSGUR2TSY</b>	148	Internode Receptacle	<b>HSC36SS</b>	123	Storage Countertop
<b>GSGUR2TSZ</b>	149	Internode Receptacle	<b>HSC42RR</b>	122	Storage Countertop
<b>GSGUR3SGX</b>	148	Internode Receptacle	<b>HSC42SR</b>	123	Storage Countertop
<b>GSGUR3SGY</b>	148	Internode Receptacle	<b>HSC42SS</b>	123	Storage Countertop
<b>GSGUR3SGZ</b>	149	Internode Receptacle	<b>HSC48RR</b>	122	Storage Countertop
<b>GSGUR3SSX</b>	148	Internode Receptacle	<b>HSC48SR</b>	123	Storage Countertop
<b>GSGUR3SSY</b>	148	Internode Receptacle	<b>HSC48SS</b>	123	Storage Countertop
<b>GSGUR3SSZ</b>	149	Internode Receptacle	<b>HSC54RR</b>	122	Storage Countertop
<b>GSGUR3TGX</b>	148	Internode Receptacle	<b>HSC54SR</b>	123	Storage Countertop
<b>GSGUR3TGY</b>	148	Internode Receptacle	<b>HSC54SS</b>	123	Storage Countertop
<b>GSGUR3TGZ</b>	149	Internode Receptacle	<b>HSC60RR</b>	122	Storage Countertop
<b>GSGUR3TSX</b>	148	Internode Receptacle	<b>HSC60SR</b>	123	Storage Countertop
<b>GSGUR3TSY</b>	148	Internode Receptacle	<b>HSC60SS</b>	123	Storage Countertop
<b>GSGUR3TSZ</b>	149	Internode Receptacle	<b>HSC66RR</b>	122	Storage Countertop
<b>GSGUR4SGX</b>	148	Internode Receptacle	<b>HSC66SR</b>	123	Storage Countertop
<b>GSGUR4SGY</b>	148	Internode Receptacle	<b>HSC66SS</b>	123	Storage Countertop
<b>GSGUR4SSX</b>	148	Internode Receptacle	<b>HSC72RR</b>	122	Storage Countertop
<b>GSGUR4SSY</b>	148	Internode Receptacle	<b>HSC72SR</b>	123	Storage Countertop
<b>GSGUR4TGX</b>	148	Internode Receptacle	<b>HSC72SS</b>	123	Storage Countertop

Style Number Index, continued

Style Number	Page	Description
L52FT	320	Bottomline
L52FTCHI	320	Bottomline
L52FTS	320	Bottomline
L52FTY	320	Bottomline
L53FT	320	Bottomline
L53FTCHI	320	Bottomline
L53FTS	320	Bottomline
L53FTY	320	Bottomline
L54FT	320	Bottomline
L54FTCHI	320	Bottomline
L54FTS	320	Bottomline
L54FTY	320	Bottomline
LOCK9201FR	189, 221	Lock Cylinder
LOCK9201XF	189, 221	Lock Cylinder
LOCK9250FR	189, 221	Lock Cylinder
LOCK9250XF	189, 221	Lock Cylinder
LPTL30	322	LED Personal Task Light
LPTL30NR	322	LED Personal Task Light
LS1FSC	325	Daisy Chain Cord
LS6FSC	325	Daisy Chain Cord
LSB24K2	316	Utility2 Shelf Light
LSB24KC2	316	Utility2 Shelf Light
LSB24KD2	316	Utility2 Shelf Light
LSB24KS2	316	Utility2 Shelf Light
LSB24M2	317	Utility2 Shelf Light
LSB24MC2	317	Utility2 Shelf Light
LSB24MD2	317	Utility2 Shelf Light
LSB24MS2	317	Utility2 Shelf Light
LSB36K2	316	Utility2 Shelf Light
LSB36KC2	316	Utility2 Shelf Light
LSB36KD2	316	Utility2 Shelf Light
LSB36KS2	316	Utility2 Shelf Light
LSB36M2	317	Utility2 Shelf Light
LSB36MC2	317	Utility2 Shelf Light
LSB36MD2	317	Utility2 Shelf Light
LSB36MS2	317	Utility2 Shelf Light
LSB48K2	316	Utility2 Shelf Light
LSB48KC2	316	Utility2 Shelf Light
LSB48KD2	316	Utility2 Shelf Light
LSB48KS2	316	Utility2 Shelf Light
LSB48M2	317	Utility2 Shelf Light
LSB48MC2	317	Utility2 Shelf Light
LSB48MD2	317	Utility2 Shelf Light
LSB48MS2	317	Utility2 Shelf Light
LSL18	321	LED Light
LSL18YA	321	LED Light
LSL18YB	321	LED Light
LSM24K	314	Standard Light
LSM24KC	314	Standard Light
LSM24KD	314	Standard Light
LSM36K	314	Standard Light
LSM36KC	314	Standard Light
LSM36KD	314	Standard Light
LSM48K	314	Standard Light
LSM48KC	314	Standard Light

Style Number	Page	Description
LSM48KD	314	Standard Light
LT2	318	Underline Light
LT2CHI	318	Underline Light
LT2D	318	Dimming Task Light
LT2DCHI	318	Dimming Task Light
LT2DY	318	Dimming Daisy Ch
LT2Y	318	Underline Daisy Ch Light
LTJUMP	319	Daisy Ch Jumper Crd
LTJUMP3	319	Jumper Cord
LTSTART	319	Daisy Ch Strtr Crd
M02MINIA	252	media:scape mini
M02MOBILEA	253	media:scape mobile
M02MOBILEHK	254	HDVC Kit
MLBBF	273	Backless Lounge
MLBBS	273	Backless Lounge
MLLCE	267	Corner Lounge
MLLCF	267	Corner Lounge
MLLCS	267	Corner Lounge
MLRCE	267	Corner Lounge
MLRCF	267	Corner Lounge
MLRCS	267	Corner Lounge
MLRLE	270	Reverse Lounge
MLRLF	270	Reverse Lounge
MLRLS	270	Reverse Lounge
MLRRE	270	Reverse Lounge
MLRRF	270	Reverse Lounge
MLRRS	270	Reverse Lounge
MLSIE	263	Straight Inverted Lounge
MLSIF	263	Straight Inverted Lounge
MLSIS	263	Straight Inverted Lounge
MLSTE	261	Straight Lounge
MLSTF	261	Straight Lounge
MLSTS	261	Straight Lounge
MS01PKDP01	251	media:scape Analog PUCK
MS01PKDP02	251	media:scape Analog PUCK
MS01PKHD01	251	media:scape Analog PUCK
MS02PKDP01	250	media:scape PUCK
MS02PKDP02	250	media:scape PUCK
MS02PKHD01	250	media:scape PUCK
MS02PKVG01	250	media:scape PUCK
MT02DC6084	237	Desk-Height Tables
MT02DC6084T	236	Desk-Height Tables
MT02DF12076T	236	Desk-Height Tables
MT02DL7860	237	Desk-Height Tables
MT02DL7860T	236	Desk-Height Tables
MT02DM6660	237	Desk-Height Tables
MT02DM6660T	236	Desk-Height Tables
MT02DP4854T	236	Desk-Height Tables
MT02DR60	237	Desk-Height Tables
MT02DR7260	237	Desk-Height Tables
MT02DR7260T	235	Desk-Height Tables
MT02DS6060	237	Desk-Height Tables
MT02DS6060T	235	Desk-Height Tables
MT02DSD4848T	236	Desk-Height Tables
MT02HD0110	249	HDMI Cables

Style Number	Page	Description	Style Number	Page	Description
MT02HD0125	249	HDMI Cables	VE36	301	Easel
MT02HD0150	249	HDMI Cables	VE56	301	Easel
MT02HD0175	249	HDMI Cables	VTC1960	293	Chevron Table
MT02LP4854T	233	Lounge-Height Tables	VTC1966	293	Chevron Table
MT02LR54	233	Lounge-Height Tables	VTC1972	293	Chevron Table
MT02LS4848T	233	Lounge-Height Tables	VTC1984	293	Chevron Table
MT02SC169	249	Scaler	VTC2460	293	Chevron Table
MT02SC6084	241	Stool-Height Tables	VTC2466	293	Chevron Table
MT02SC6084T	240	Stool-Height Tables	VTC2472	293	Chevron Table
MT02SF12076T	240	Stool-Height Tables	VTC2484	293	Chevron Table
MT02SL7860	241	Stool-Height Tables	VTC3060	293	Chevron Table
MT02SL7860T	240	Stool-Height Tables	VTC3066	293	Chevron Table
MT02SM6660	241	Stool-Height Tables	VTC3072	293	Chevron Table
MT02SM6660T	240	Stool-Height Tables	VTC3084	293	Chevron Table
MT02SR60	241	Stool-Height Tables	VTR1939	297	Rectangle Table
MT02SR7260	241	Stool-Height Tables	VTR1948	297	Rectangle Table
MT02SR7260T	240	Stool-Height Tables	VTR1960	297	Rectangle Table
MT02SS6060	241	Stool-Height Tables	VTR1966	297	Rectangle Table
MT02SS6060T	239	Stool-Height Tables	VTR1972	297	Rectangle Table
MT02ST7560	242	Stool-Height Tables	VTR1984	297	Rectangle Table
MT02ST7560T	242	Stool-Height Tables	VTR2439	297	Rectangle Table
MT02ST7560TT	242	Stool-Height Tables	VTR2448	297	Rectangle Table
MTCC2	248	CODEC Case	VTR2460	297	Rectangle Table
MTCC5	248	CODEC Case	VTR2466	297	Rectangle Table
MTHS	248	Camera Ledge	VTR2472	297	Rectangle Table
MTHT	248	Camera Ledge	VTR2484	297	Rectangle Table
MTSTCT	243	Cable Track for media:scape TeamStudio	VTR3048	297	Rectangle Table
MTSWD32	246	Wall-Mounted Shroud	VTR3060	297	Rectangle Table
MTSWD42	246	Wall-Mounted Shroud	VTR3066	297	Rectangle Table
MTSWD42C	246	Wall-Mounted Shroud	VTR3072	297	Rectangle Table
MTSWD46	246	Wall-Mounted Shroud	VTR3084	297	Rectangle Table
MTSWD46C	247	Wall-Mounted Shroud	VTSC3050L	299	Teaching Station
MTSWD55	247	Wall-Mounted Shroud	VTSC3050R	299	Teaching Station
MTSWD65	247	Wall-Mounted Shroud	VTSC3060L	299	Teaching Station
MTSWQ32	247	Wall-Mounted Shroud	VTSC3060R	299	Teaching Station
MTSWQ42	247	Wall-Mounted Shroud	VTSC3072L	299	Teaching Station
MTSWS32	246	Wall-Mounted Shroud	VTSC3072R	299	Teaching Station
MTSWS42	246	Wall-Mounted Shroud	VTSN3050	299	Teaching Station
MTSWS46	246	Wall-Mounted Shroud	VTSN3060	299	Teaching Station
MTSWS55	246	Wall-Mounted Shroud	VTSN3072	299	Teaching Station
MTSWS65	246	Wall-Mounted Shroud	VTT2460	294	Team Table
MTSWT32	247	Wall-Mounted Shroud	VTT2472	294	Team Table
MTSWT42	247	Wall-Mounted Shroud	VTT2484	294	Team Table
MTSWT42C	247	Wall-Mounted Shroud	VTT3060	294	Team Table
MTSWT46	247	Wall-Mounted Shroud	VTT3072	294	Team Table
MTSWT46C	247	Wall-Mounted Shroud	VTT3084	294	Team Table
MTSWT55	247	Wall-Mounted Shroud	VWB2	300	Personal Whiteboard
MTSWT65	247	Wall-Mounted Shroud	VWM18	323	AV Vertical Wire Manager
PVWMM	323	AV Vertical Wire Manager	VWM41M	323	AV Vertical Wire Manager
RW20	276	RoomWizard II Room Scheduling Sys.	VWM53M	323	AV Vertical Wire Manager
RWJPM	278	RoomWizard II Junction Box-Plate Mount	VWM65M	323	AV Vertical Wire Manager
SSBPDSWSPL	256	Power and Data Strip	VWM80M	323	AV Vertical Wire Manager
SSTD3242	255	Desk-Height Scape Series Table	VWT6	302	Wall Track
SSTS3242	255	Stool-Height Scape Series Table	VWT8	302	Wall Track
TS7PVWM	325	Vertical Wire Mgr	VWTH	302	Wall Track



Style Number Index, continued

Style Number	Page	Description
WBHS	173	Binder Holder
WHB	173	Hanging Brackets
WLTS	173	Portrait Letter Tray
WMB	173	Markerboard
WOFs	173	Office in a File
WPCS	173	Pen/Pencil Cup
WSPS	173	Personal Shelf
WSQS	173	Double Square Dish
WTCS	173	Telephone Caddy
X1A02436SA	87	Straight Core Unit
X1A02442SA	87	Straight Core Unit
X1A02448SA	87	Straight Core Unit
X1A02454SA	87	Straight Core Unit
X1A02460SA	87	Straight Core Unit
X1A02466SA	87	Straight Core Unit
X1A02472SA	87	Straight Core Unit
X1A03036SA	87	Straight Core Unit
X1A03042EA	88	Straight Core Unit
X1A03042SA	87	Straight Core Unit
X1A03048SA	87	Straight Core Unit
X1A03054SA	87	Straight Core Unit
X1A03060SA	87	Straight Core Unit
X1A03066SA	87	Straight Core Unit
X1A03072SA	87	Straight Core Unit
X1AE24240	77	24"D Storage Core Unit
X1AE24305	77	24"D Storage Core Unit
X1AE24367	77	24"D Storage Core Unit
X1AE24422	77	24"D Storage Core Unit
X1AE24484	77	24"D Storage Core Unit
X1AE24549	77	24"D Storage Core Unit
X1AE24604	77	24"D Storage Core Unit
X1AE24666	77	24"D Storage Core Unit
X1AE24721	77	24"D Storage Core Unit
X1AE24783	77	24"D Storage Core Unit
X1AE30243	85	30"D Storage Core Unit
X1AE30308	85	30"D Storage Core Unit
X1AE30360	85	30"D Storage Core Unit
X1AE30425	85	30"D Storage Core Unit
X1AE30487	85	30"D Storage Core Unit
X1AE30542	85	30"D Storage Core Unit
X1AE30607	85	30"D Storage Core Unit
X1AE30669	85	30"D Storage Core Unit
X1AE30724	85	30"D Storage Core Unit
X1AE30786	85	30"D Storage Core Unit
X1AI24242	71	24"D Storage Core Unit
X1AI24307	71	24"D Storage Core Unit
X1AI24369	71	24"D Storage Core Unit
X1AI24424	71	24"D Storage Core Unit
X1AI24486	71	24"D Storage Core Unit
X1AI24541	71	24"D Storage Core Unit
X1AI24606	71	24"D Storage Core Unit
X1AI24668	71	24"D Storage Core Unit
X1AI24723	71	24"D Storage Core Unit
X1AI24785	71	24"D Storage Core Unit
X1AI30245	79	30"D Storage Core Unit

Style Number	Page	Description
X1AI30300	79	30"D Storage Core Unit
X1AI30362	79	30"D Storage Core Unit
X1AI30427	79	30"D Storage Core Unit
X1AI30489	79	30"D Storage Core Unit
X1AI30544	79	30"D Storage Core Unit
X1AI30609	79	30"D Storage Core Unit
X1AI30661	79	30"D Storage Core Unit
X1AI30726	79	30"D Storage Core Unit
X1AI30788	79	30"D Storage Core Unit
X1AL24241	73	24"D Storage Core Unit
X1AL24306	73	24"D Storage Core Unit
X1AL24368	73	24"D Storage Core Unit
X1AL24423	73	24"D Storage Core Unit
X1AL24485	73	24"D Storage Core Unit
X1AL24540	73	24"D Storage Core Unit
X1AL24605	73	24"D Storage Core Unit
X1AL24667	73	24"D Storage Core Unit
X1AL24722	73	24"D Storage Core Unit
X1AL24784	73	24"D Storage Core Unit
X1AL30244	81	30"D Storage Core Unit
X1AL30309	81	30"D Storage Core Unit
X1AL30361	81	30"D Storage Core Unit
X1AL30426	81	30"D Storage Core Unit
X1AL30488	81	30"D Storage Core Unit
X1AL30543	81	30"D Storage Core Unit
X1AL30608	81	30"D Storage Core Unit
X1AL30660	81	30"D Storage Core Unit
X1AL30725	81	30"D Storage Core Unit
X1AL30787	81	30"D Storage Core Unit
X1AR24249	75	24"D Storage Core Unit
X1AR24304	75	24"D Storage Core Unit
X1AR24366	75	24"D Storage Core Unit
X1AR24421	75	24"D Storage Core Unit
X1AR24483	75	24"D Storage Core Unit
X1AR24548	75	24"D Storage Core Unit
X1AR24603	75	24"D Storage Core Unit
X1AR24665	75	24"D Storage Core Unit
X1AR24720	75	24"D Storage Core Unit
X1AR24782	75	24"D Storage Core Unit
X1AR30242	83	30"D Storage Core Unit
X1AR30307	83	30"D Storage Core Unit
X1AR30369	83	30"D Storage Core Unit
X1AR30424	83	30"D Storage Core Unit
X1AR30486	83	30"D Storage Core Unit
X1AR30541	83	30"D Storage Core Unit
X1AR30606	83	30"D Storage Core Unit
X1AR30668	83	30"D Storage Core Unit
X1AR30723	83	30"D Storage Core Unit
X1AR30785	83	30"D Storage Core Unit
X1B02348EA	66	Corner Core Unit
X1B02442EA	66	Corner Core Unit
X1B02448EA	66	Corner Core Unit
X1B03048EA	66	Corner Core Unit
X1B03054EA	66	Corner Core Unit
X1B03248EA	66	Corner Core Unit

Style Number	Page	Description	Style Number	Page	Description
<b>X1BI23486</b>	43	Corner Core Unit	<b>X1I000365</b>	71, 73, 75,	Straight Baseplate
<b>X1BI2348K</b>	59	Corner Core Unit		77, 79, 81,	
<b>X1BI24425</b>	43	Corner Core Unit		83, 85, 87	
<b>X1BI2442K</b>	59	Corner Core Unit	<b>X1I000420</b>	71, 73, 75,	Straight Baseplate
<b>X1BI24487</b>	43	Corner Core Unit		77, 79, 81,	
<b>X1BI2448K</b>	59	Corner Core Unit		83, 85,	
<b>X1BI30480</b>	43	Corner Core Unit		87-88	
<b>X1BI3048K</b>	59	Corner Core Unit	<b>X1I000482</b>	71, 73, 75,	Straight Baseplate
<b>X1BI32482</b>	43	Corner Core Unit		77, 79, 81,	
<b>X1BI3248K</b>	59	Corner Core Unit		83, 85,	
<b>X1BL23485</b>	43	Corner Core Unit		87-88,	
<b>X1BL24424</b>	43	Corner Core Unit		105, 109	
<b>X1BL24486</b>	43	Corner Core Unit	<b>X1I000547</b>	71, 73, 75,	Straight Baseplate
<b>X1BL30489</b>	43	Corner Core Unit		77, 79, 81,	
<b>X1BL32481</b>	43	Corner Core Unit		83, 85,	
<b>X1BR23483</b>	43	Corner Core Unit		87-88, 94	
<b>X1BR24422</b>	43	Corner Core Unit	<b>X1I000602</b>	71, 73, 75,	Straight Baseplate
<b>X1BR24484</b>	43	Corner Core Unit		77, 79, 81,	
<b>X1BR30487</b>	43	Corner Core Unit		83, 85,	
<b>X1BR32489</b>	43	Corner Core Unit		87-88, 94	
<b>X1CL24906</b>	109	Enterprise Table	<b>X1I000664</b>	71, 73, 75,	Straight Baseplate
<b>X1CL30909</b>	109	Enterprise Table		77, 79, 81,	
<b>X1CR24904</b>	109	Enterprise Table		83, 85,	
<b>X1CR30907</b>	109	Enterprise Table		87-88, 94,	
<b>X1DI24664</b>	103	Combi Table		103	
<b>X1DI30667</b>	103	Combi Table	<b>X1I000729</b>	71, 73, 75,	Straight Baseplate
<b>X1DL24660</b>	105	Jetty Table		77, 79, 81,	
<b>X1DL24787</b>	105	Jetty Table		83, 85,	
<b>X1DL30780</b>	105	Jetty Table		87-88	
<b>X1DR24668</b>	105	Jetty Table	<b>X1I000781</b>	71, 73, 75,	Straight Baseplate
<b>X1DR24785</b>	105	Jetty Table		77, 79, 81,	
<b>X1DR30788</b>	105	Jetty Table		83, 85	
<b>X1E024242</b>	96	Transtn Core Unit	<b>X1J000241</b>	91, 93	Corner Baseplate
<b>X1E030300</b>	96	Transtn Core Unit	<b>X1J000302</b>	91, 93	Corner Baseplate
<b>X1E030487</b>	100	Spanner Table	<b>X1J000364</b>	91, 93	Corner Baseplate
<b>X1E030606</b>	100	Spanner Table	<b>X1J000421</b>	43, 53, 55,	Corner Baseplate
<b>X1E036485</b>	100	Spanner Table		57, 59, 66,	
<b>X1E036609</b>	100	Spanner Table		68, 91, 93	
<b>X1FL24240</b>	99	Visitor Core Unit	<b>X1J000483</b>	43, 45, 47,	Corner Baseplate
<b>X1FL24301</b>	99	Visitor Core Unit		49, 51, 53,	
<b>X1FL30304</b>	99	Visitor Core Unit		55, 57,	
<b>X1FR24248</b>	99	Visitor Core Unit		59-60, 62,	
<b>X1FR24309</b>	99	Visitor Core Unit		64, 66, 68,	
<b>X1FR30302</b>	99	Visitor Core Unit		91, 93	
<b>X1G000363</b>	110	Round Table	<b>X1J000544</b>	66, 91, 93	Corner Baseplate
<b>X1G000428</b>	110	Round Table	<b>X1J000603</b>	45, 47, 49,	Corner Baseplate
<b>X1G000480</b>	110	Round Table		51, 53, 55,	
<b>X1G000545</b>	110	Round Table		57, 60, 62,	
<b>X1I000248</b>	71, 73, 75,	Straight Baseplate		64, 68,	
	77, 79, 81,			91, 93	
	83, 85, 99		<b>X1J000665</b>	45, 47, 49,	Corner Baseplate
<b>X1I000303</b>	71, 73, 75,	Straight Baseplate		51, 60, 62,	
	77, 79, 81,			64, 68,	
	83, 85, 99,			91, 93	
	107				

Style Number Index, continued

Style Number	Page	Description
<b>X1J000720</b>	45, 47, 49, 51, 53, 55, 57, 60, 62, 64, 68, 91, 93	Corner Baseplate
<b>X1J000782</b>	45, 47, 49, 51, 60, 62, 64, 91, 93	Corner Baseplate
<b>X1M02472EA</b>	69	Ext Cor Core Unit
<b>X1M03072EA</b>	69	Ext Cor Core Unit
<b>X1MI23607</b>	45	Ext Cor Core Unit
<b>X1MI2360K</b>	61	Ext Cor Core Unit
<b>X1MI23669</b>	45	Ext Cor Core Unit
<b>X1MI2366K</b>	61	Ext Cor Core Unit
<b>X1MI23724</b>	45	Ext Cor Core Unit
<b>X1MI2372K</b>	61	Ext Cor Core Unit
<b>X1MI23786</b>	45	Ext Cor Core Unit
<b>X1MI2378K</b>	61	Ext Cor Core Unit
<b>X1MI24608</b>	45	Ext Cor Core Unit
<b>X1MI2460K</b>	61	Ext Cor Core Unit
<b>X1MI24660</b>	45	Ext Cor Core Unit
<b>X1MI2466K</b>	61	Ext Cor Core Unit
<b>X1MI24725</b>	45	Ext Cor Core Unit
<b>X1MI2472K</b>	61	Ext Cor Core Unit
<b>X1MI24787</b>	45	Ext Cor Core Unit
<b>X1MI2478K</b>	61	Ext Cor Core Unit
<b>X1MI30601</b>	45	Ext Cor Core Unit
<b>X1MI3060K</b>	61	Ext Cor Core Unit
<b>X1MI30663</b>	45	Ext Cor Core Unit
<b>X1MI3066K</b>	61	Ext Cor Core Unit
<b>X1MI30728</b>	45	Ext Cor Core Unit
<b>X1MI3072K</b>	61	Ext Cor Core Unit
<b>X1MI30780</b>	45	Ext Cor Core Unit
<b>X1MI3078K</b>	61	Ext Cor Core Unit
<b>X1MI32603</b>	45	Ext Cor Core Unit
<b>X1MI3260K</b>	61	Ext Cor Core Unit
<b>X1MI32665</b>	45	Ext Cor Core Unit
<b>X1MI3266K</b>	61	Ext Cor Core Unit
<b>X1MI32720</b>	45	Ext Cor Core Unit
<b>X1MI3272K</b>	61	Ext Cor Core Unit
<b>X1MI32782</b>	45	Ext Cor Core Unit
<b>X1MI3278K</b>	61	Ext Cor Core Unit
<b>X1ML2460K</b>	63	Ext Cor Core Unit
<b>X1ML2466K</b>	63	Ext Cor Core Unit
<b>X1ML2472K</b>	63	Ext Cor Core Unit
<b>X1ML3060K</b>	63	Ext Cor Core Unit
<b>X1ML3066K</b>	63	Ext Cor Core Unit
<b>X1ML3072K</b>	63	Ext Cor Core Unit
<b>X1MR23604</b>	51	Ext Cor Core Unit
<b>X1MR23666</b>	51	Ext Cor Core Unit
<b>X1MR23721</b>	51	Ext Cor Core Unit
<b>X1MR23783</b>	51	Ext Cor Core Unit
<b>X1MR24605</b>	51	Ext Cor Core Unit
<b>X1MR2460K</b>	65	Ext Cor Core Unit
<b>X1MR24667</b>	51	Ext Cor Core Unit

Style Number	Page	Description
<b>X1MR2466K</b>	65	Ext Cor Core Unit
<b>X1MR24722</b>	51	Ext Cor Core Unit
<b>X1MR2472K</b>	65	Ext Cor Core Unit
<b>X1MR24784</b>	51	Ext Cor Core Unit
<b>X1MR2478K</b>	65	Ext Cor Core Unit
<b>X1MR30608</b>	51	Ext Cor Core Unit
<b>X1MR3060K</b>	65	Ext Cor Core Unit
<b>X1MR30660</b>	51	Ext Cor Core Unit
<b>X1MR3066K</b>	65	Ext Cor Core Unit
<b>X1MR30725</b>	51	Ext Cor Core Unit
<b>X1MR3072K</b>	65	Ext Cor Core Unit
<b>X1MR30787</b>	51	Ext Cor Core Unit
<b>X1MR3078K</b>	65	Ext Cor Core Unit
<b>X1MR32600</b>	51	Ext Cor Core Unit
<b>X1MR32662</b>	51	Ext Cor Core Unit
<b>X1MR32727</b>	51	Ext Cor Core Unit
<b>X1MR32789</b>	51	Ext Cor Core Unit
<b>X1N02472EA</b>	69	Ext Cor Core Unit
<b>X1N03072EA</b>	69	Ext Cor Core Unit
<b>X1NI23608</b>	47	Ext Cor Core Unit
<b>X1NI2360K</b>	61	Ext Cor Core Unit
<b>X1NI23668</b>	47	Ext Cor Core Unit
<b>X1NI2366K</b>	61	Ext Cor Core Unit
<b>X1NI23725</b>	47	Ext Cor Core Unit
<b>X1NI2372K</b>	61	Ext Cor Core Unit
<b>X1NI23787</b>	47	Ext Cor Core Unit
<b>X1NI2378K</b>	61	Ext Cor Core Unit
<b>X1NI24609</b>	47	Ext Cor Core Unit
<b>X1NI2460K</b>	61	Ext Cor Core Unit
<b>X1NI24661</b>	47	Ext Cor Core Unit
<b>X1NI2466K</b>	61	Ext Cor Core Unit
<b>X1NI24726</b>	47	Ext Cor Core Unit
<b>X1NI2472K</b>	61	Ext Cor Core Unit
<b>X1NI24788</b>	47	Ext Cor Core Unit
<b>X1NI2478K</b>	61	Ext Cor Core Unit
<b>X1NI30602</b>	47	Ext Cor Core Unit
<b>X1NI3060K</b>	61	Ext Cor Core Unit
<b>X1NI30664</b>	47	Ext Cor Core Unit
<b>X1NI3066K</b>	61	Ext Cor Core Unit
<b>X1NI30729</b>	47	Ext Cor Core Unit
<b>X1NI3072K</b>	61	Ext Cor Core Unit
<b>X1NI30781</b>	47	Ext Cor Core Unit
<b>X1NI3078K</b>	61	Ext Cor Core Unit
<b>X1NI32604</b>	47	Ext Cor Core Unit
<b>X1NI3260K</b>	61	Ext Cor Core Unit
<b>X1NI32667</b>	47	Ext Cor Core Unit
<b>X1NI3266K</b>	61	Ext Cor Core Unit
<b>X1NI32721</b>	47	Ext Cor Core Unit
<b>X1NI3272K</b>	61	Ext Cor Core Unit
<b>X1NI32783</b>	47	Ext Cor Core Unit
<b>X1NI3278K</b>	61	Ext Cor Core Unit
<b>X1NL23607</b>	49	Ext Cor Core Unit
<b>X1NL23667</b>	49	Ext Cor Core Unit
<b>X1NL23724</b>	49	Ext Cor Core Unit
<b>X1NL23786</b>	49	Ext Cor Core Unit



Style Number	Page	Description	Style Number	Page	Description
X1NL24608	49	Ext Cor Core Unit	X2FT00546	119	Column-Mtd Shelf
X1NL2460K	63	Ext Cor Core Unit	X2FT00601	119	Column-Mtd Shelf
X1NL24660	49	Ext Cor Core Unit	X2FT00663	119	Column-Mtd Shelf
X1NL2466K	63	Ext Cor Core Unit	X2FT00728	119	Column-Mtd Shelf
X1NL24725	49	Ext Cor Core Unit	X2FT00780	119	Column-Mtd Shelf
X1NL2472K	63	Ext Cor Core Unit	X2FT42429	120	Column-Mtd Shelf
X1NL24787	49	Ext Cor Core Unit	X2FT48487	120	Column-Mtd Shelf
X1NL2478K	63	Ext Cor Core Unit	X2FT48607	120	Column-Mtd Shelf
X1NL30601	49	Ext Cor Core Unit	X2FT48661	120	Column-Mtd Shelf
X1NL3060K	63	Ext Cor Core Unit	X2FT48724	120	Column-Mtd Shelf
X1NL30663	49	Ext Cor Core Unit	X2FT48788	120	Column-Mtd Shelf
X1NL3066K	63	Ext Cor Core Unit	X2FT60481	120	Column-Mtd Shelf
X1NL30728	49	Ext Cor Core Unit	X2FT66483	120	Column-Mtd Shelf
X1NL3072K	63	Ext Cor Core Unit	X2FT72482	120	Column-Mtd Shelf
X1NL30780	49	Ext Cor Core Unit	X2FT78480	120	Column-Mtd Shelf
X1NL3078K	63	Ext Cor Core Unit	X2H000000	130	Shelf Divider
X1NL32603	49	Ext Cor Core Unit	X3A000244	132	Core-Mtd Screen
X1NL32665	49	Ext Cor Core Unit	X3A000309	132	Core-Mtd Screen
X1NL32720	49	Ext Cor Core Unit	X3A000361	132	Core-Mtd Screen
X1NL32782	49	Ext Cor Core Unit	X3A000426	132	Core-Mtd Screen
X1NR2460K	65	Ext Cor Core Unit	X3A000488	132	Core-Mtd Screen
X1NR2466K	65	Ext Cor Core Unit	X3A000543	132	Core-Mtd Screen
X1NR2472K	65	Ext Cor Core Unit	X3A000608	132	Core-Mtd Screen
X1NR3060K	65	Ext Cor Core Unit	X3A000660	132	Core-Mtd Screen
X1NR3066K	65	Ext Cor Core Unit	X3A000725	132	Core-Mtd Screen
X1NR3072K	65	Ext Cor Core Unit	X3A000787	132	Core-Mtd Screen
X1RI23600	53	Ext Cor Cove Core	X3B000245	133	Core-Mtd Screen
X1RI23727	53	Ext Cor Cove Core	X3B000300	133	Core-Mtd Screen
X1RL23608	55	Ext Cor Cove Core	X3B000362	133	Core-Mtd Screen
X1RL23725	55	Ext Cor Cove Core	X3B000427	133	Core-Mtd Screen
X1TL24604	107	Bubble Jetty Table	X3B000489	133	Core-Mtd Screen
X1TL30669	107	Bubble Jetty Table	X3B000543	133	Core-Mtd Screen
X1TR24602	107	Bubble Jetty Table	X3B000609	133	Core-Mtd Screen
X1TR30667	107	Bubble Jetty Table	X3B000662	133	Core-Mtd Screen
X1UL24306	99	Visitor Core Unit	X3B000726	133	Core-Mtd Screen
X1UL30309	99	Visitor Core Unit	X3B000788	133	Core-Mtd Screen
X1UR24304	99	Visitor Core Unit	X3C000246	133	Core-Mtd Screen
X1UR30307	99	Visitor Core Unit	X3C000301	133	Core-Mtd Screen
X1WI32601	53	Ext Cor Cove Core	X3C000363	133	Core-Mtd Screen
X1WI32728	53	Ext Cor Cove Core	X3C000428	133	Core-Mtd Screen
X1WR32607	57	Ext Cor Cove Core	X3C000480	133	Core-Mtd Screen
X1WR32724	57	Ext Cor Cove Core	X3C000544	133	Core-Mtd Screen
X1YI32602	53	Ext Cor Cove Core	X3C000600	133	Core-Mtd Screen
X1YI32729	53	Ext Cor Cove Core	X3C000663	133	Core-Mtd Screen
X1YR32608	57	Ext Cor Cove Core	X3C000727	133	Core-Mtd Screen
X1YR32725	57	Ext Cor Cove Core	X3C000789	133	Core-Mtd Screen
X1ZI23601	53	Ext Cor Cove Core	X3D000247	134	Core-Mtd Screen
X1ZI23728	53	Ext Cor Cove Core	X3D000302	134	Core-Mtd Screen
X1ZL23609	55	Ext Cor Cove Core	X3D000364	134	Core-Mtd Screen
X1ZL23726	55	Ext Cor Cove Core	X3D000429	134	Core-Mtd Screen
X2FT00247	119	Column-Mtd Shelf	X3D000481	134	Core-Mtd Screen
X2FT00302	119	Column-Mtd Shelf	X3D000546	134	Core-Mtd Screen
X2FT00364	119	Column-Mtd Shelf	X3D000601	134	Core-Mtd Screen
X2FT00429	119	Column-Mtd Shelf	X3D000663	134	Core-Mtd Screen
X2FT00481	119	Column-Mtd Shelf	X3D000728	134	Core-Mtd Screen

Style Number Index, continued

Style Number	Page	Description
X3D000780	134	Core-Mtd Screen
X3DL0030A	136	Core-Mtd Arc
X3DL0036A	136	Core-Mtd Arc
X3DL0042A	136	Core-Mtd Arc
X3DL0048A	136	Core-Mtd Arc
X3DL0054A	136	Core-Mtd Arc
X3DL0060A	136	Core-Mtd Arc
X3DL0066A	136	Core-Mtd Arc
X3DL0072A	136	Core-Mtd Arc
X3DL0078A	136	Core-Mtd Arc
X3DR0030A	136	Core-Mtd Arc
X3DR0036A	136	Core-Mtd Arc
X3DR0042A	136	Core-Mtd Arc
X3DR0048A	136	Core-Mtd Arc
X3DR0054A	136	Core-Mtd Arc
X3DR0060A	136	Core-Mtd Arc
X3DR0066A	136	Core-Mtd Arc
X3DR0072A	136	Core-Mtd Arc
X3DR0078A	136	Core-Mtd Arc
X3E000247	135	Core-Mtd Screen
X3E000306	135	Core-Mtd Screen
X3E000361	135	Core-Mtd Screen
X3E000420	135	Core-Mtd Screen
X3E000482	135	Core-Mtd Screen
X3E000545	135	Core-Mtd Screen
X3E000602	135	Core-Mtd Screen
X3E000664	135	Core-Mtd Screen
X3E000729	135	Core-Mtd Screen
X3E000781	135	Core-Mtd Screen
X3EL0030A	137	Core-Mtd Arc
X3EL0036A	137	Core-Mtd Arc
X3EL0042A	137	Core-Mtd Arc
X3EL0048A	137	Core-Mtd Arc
X3EL0054A	137	Core-Mtd Arc
X3EL0060A	137	Core-Mtd Arc
X3EL0066A	137	Core-Mtd Arc
X3EL0072A	137	Core-Mtd Arc
X3EL0078A	137	Core-Mtd Arc
X3F000249	135	Core-Mtd Screen
X3F000302	135	Core-Mtd Screen
X3F000364	135	Core-Mtd Screen
X3F000421	135	Core-Mtd Screen
X3F000483	135	Core-Mtd Screen
X3F000546	135	Core-Mtd Screen
X3F000603	135	Core-Mtd Screen
X3F000665	135	Core-Mtd Screen
X3F000720	135	Core-Mtd Screen
X3F000782	135	Core-Mtd Screen
X3FR0030A	137	Core-Mtd Arc
X3FR0036A	137	Core-Mtd Arc
X3FR0042A	137	Core-Mtd Arc
X3FR0048A	137	Core-Mtd Arc
X3FR0054A	137	Core-Mtd Arc
X3FR0060A	137	Core-Mtd Arc
X3FR0066A	137	Core-Mtd Arc

Style Number	Page	Description
X3FR0072A	137	Core-Mtd Arc
X3FR0078A	137	Core-Mtd Arc
X3S000248	138	Column-Mtd Scrn
X3S000303	138	Column-Mtd Scrn
X3S000365	138	Column-Mtd Scrn
X3S000420	138	Column-Mtd Scrn
X3S00042R	118	Column-Mtd Scrn
X3S000482	138	Column-Mtd Scrn
X3S00048R	118	Column-Mtd Scrn
X3S000547	138	Column-Mtd Scrn
X3S000602	138	Column-Mtd Scrn
X3S00060R	118	Column-Mtd Scrn
X3S000664	138	Column-Mtd Scrn
X3S00066R	118	Column-Mtd Scrn
X3S000729	138	Column-Mtd Scrn
X3S00072R	118	Column-Mtd Scrn
X3S000781	138	Column-Mtd Scrn
X3S00078R	118	Column-Mtd Scrn
X3S04200L	118	Column-Mtd Scrn
X3S04800L	118	Column-Mtd Scrn
X3S06000L	118	Column-Mtd Scrn
X3S06600L	118	Column-Mtd Scrn
X3S07200L	118	Column-Mtd Scrn
X3S07800L	118	Column-Mtd Scrn
X3TC37003	133, 135, 137	Screen Trim
X4AN00240	162	Dbl Utility Trunk
X4AN00305	162	Dbl Utility Trunk
X4AN00367	162	Dbl Utility Trunk
X4AN00422	162	Dbl Utility Trunk
X4AN00484	162	Dbl Utility Trunk
X4AN00549	162	Dbl Utility Trunk
X4AN00604	162	Dbl Utility Trunk
X4AN00666	162	Dbl Utility Trunk
X4AN00721	162	Dbl Utility Trunk
X4AN00783	162	Dbl Utility Trunk
X4AW00247	162	Dbl Utility Trunk
X4AW00302	162	Dbl Utility Trunk
X4AW00364	162	Dbl Utility Trunk
X4AW00429	162	Dbl Utility Trunk
X4AW00481	162	Dbl Utility Trunk
X4AW00546	162	Dbl Utility Trunk
X4AW00601	162	Dbl Utility Trunk
X4AW00663	162	Dbl Utility Trunk
X4AW00728	162	Dbl Utility Trunk
X4AW00780	162	Dbl Utility Trunk
X4BC00004	166	Chicago Harness
X4BE00000	164	Util Trunk Junct
X4BI00002	164	Util Trunk Junct
X4BJ00058	160, 164	Util Trunk Junct
X4BL00908	164	Util Trunk Junct
X4BT00902	164	Util Trunk Junct
X4BX00904	164	Util Trunk Junct
X4DC00000	166	Chicago Junct Box
X4DJ00307	165	Jumper
X4DJ00488	165	Jumper

Style Number	Page	Description	Style Number	Page	Description
<b>X4DJ00729</b>	165	Jumper	<b>X6EL24240</b>	93	StrAisle Priv Core
<b>X4DJ00840</b>	165	Jumper	<b>X6EL24301</b>	93	StrAisle Priv Core
<b>X4DS00145</b>	165	Jumper	<b>X6EL24362</b>	93	StrAisle Priv Core
<b>X4DS00303</b>	165	Jumper	<b>X6EL24423</b>	93	StrAisle Priv Core
<b>X4DS00482</b>	165	Jumper	<b>X6EL24484</b>	93	StrAisle Priv Core
<b>X4DS00720</b>	165	Jumper	<b>X6EL24544</b>	93	StrAisle Priv Core
<b>X4DS00841</b>	165	Jumper	<b>X6EL24605</b>	93	StrAisle Priv Core
<b>X4DT00241</b>	163	Powerway	<b>X6ER24248</b>	91	StrAisle Priv Core
<b>X4DT00306</b>	163	Powerway	<b>X6ER24309</b>	91	StrAisle Priv Core
<b>X4DT00368</b>	163	Powerway	<b>X6ER24360</b>	91	StrAisle Priv Core
<b>X4DT00423</b>	163	Powerway	<b>X6ER24421</b>	91	StrAisle Priv Core
<b>X4DT00485</b>	163	Powerway	<b>X6ER24482</b>	91	StrAisle Priv Core
<b>X4DT00540</b>	163	Powerway	<b>X6ER24544</b>	91	StrAisle Priv Core
<b>X4DT00605</b>	163	Powerway	<b>X6ER24603</b>	91	StrAisle Priv Core
<b>X4DT00667</b>	163	Powerway	<b>XBB30</b>	114	Overhead Cabinet
<b>X4DT00722</b>	163	Powerway	<b>XBB36</b>	114	Overhead Cabinet
<b>X4DT00784</b>	163	Powerway	<b>XBB41L</b>	116	Corner Overhead Cabinet
<b>X4DZ00240</b>	161	Powerway	<b>XBB41R</b>	117	Corner Overhead Cabinet
<b>X4DZ00302</b>	161	Powerway	<b>XBB42</b>	114	Overhead Cabinet
<b>X4DZ00363</b>	161	Powerway	<b>XBB47L</b>	116	Corner Overhead Cabinet
<b>X4DZ00424</b>	161	Powerway	<b>XBB47R</b>	117	Corner Overhead Cabinet
<b>X4DZ00485</b>	161	Powerway	<b>XBB48</b>	114	Overhead Cabinet
<b>X4DZ00546</b>	161	Powerway	<b>XBB54</b>	114	Overhead Cabinet
<b>X4DZ00607</b>	161	Powerway	<b>XBB59L</b>	116	Corner Overhead Cabinet
<b>X4DZ00668</b>	161	Powerway	<b>XBB59R</b>	117	Corner Overhead Cabinet
<b>X4DZ00729</b>	161	Powerway	<b>XBB60</b>	114	Overhead Cabinet
<b>X4DZ00780</b>	161	Powerway	<b>XBB65L</b>	116	Corner Overhead Cabinet
<b>X4FN10005</b>	155	Utility Pole	<b>XBB65R</b>	117	Corner Overhead Cabinet
<b>X4IS00001</b>	154	Base Power-in	<b>XBB66</b>	114	Overhead Cabinet
<b>X4KD00006</b>	168	Desktop Recept	<b>XBB71L</b>	116	Corner Overhead Cabinet
<b>X4KS00001</b>	168	Connector Housing	<b>XBB71R</b>	117	Corner Overhead Cabinet
<b>X4NC03095</b>	111	Add-On Cable Tray	<b>XBB72</b>	114	Overhead Cabinet
<b>X4ZE15001</b>	160	End Cap	<b>XBB77L</b>	116	Corner Overhead Cabinet
<b>X4ZE30002</b>	160	End Cap	<b>XBB77R</b>	117	Corner Overhead Cabinet
<b>X4ZN00241</b>	159	Single Utility Trunk	<b>XBB78</b>	114	Overhead Cabinet
<b>X4ZN00302</b>	159	Single Utility Trunk	<b>XDJS00001</b>	156	Utility Pole
<b>X4ZN00363</b>	159	Single Utility Trunk	<b>XUCB3000AM</b>	129	Mobile Ped
<b>X4ZN00424</b>	159	Single Utility Trunk	<b>XUCL2400A6</b>	126	Pedestal
<b>X4ZN00487</b>	159	Single Utility Trunk	<b>XUCL2400AM</b>	129	Mobile Ped
<b>X4ZN00540</b>	159	Single Utility Trunk	<b>XUCL3000A9</b>	126	Pedestal
<b>X4ZN00601</b>	159	Single Utility Trunk	<b>XUCL3000AM</b>	129	Mobile Ped
<b>X4ZN00664</b>	159	Single Utility Trunk	<b>XUCN2400A2</b>	126	Pedestal
<b>X4ZN00725</b>	159	Single Utility Trunk	<b>XUCN2400AM</b>	129	Mobile Ped
<b>X4ZN00788</b>	159	Single Utility Trunk	<b>XUCN3000A5</b>	126	Pedestal
<b>X4ZW00242</b>	159	Single Utility Trunk	<b>XUCN3000AM</b>	129	Mobile Ped
<b>X4ZW00303</b>	159	Single Utility Trunk	<b>ZWM13</b>	325	Vertical Wire Mgr
<b>X4ZW00364</b>	159	Single Utility Trunk	<b>ZWM20</b>	325	Vertical Wire Mgr
<b>X4ZW00425</b>	159	Single Utility Trunk			
<b>X4ZW00488</b>	159	Single Utility Trunk			
<b>X4ZW00541</b>	159	Single Utility Trunk			
<b>X4ZW00602</b>	159	Single Utility Trunk			
<b>X4ZW00665</b>	159	Single Utility Trunk			
<b>X4ZW00726</b>	159	Single Utility Trunk			
<b>X4ZW00789</b>	159	Single Utility Trunk			
<b>X5DJ00004</b>	172	Coat Hook			

# Trademark List

- ® The following are registered trademarks for products of Steelcase Inc. or one of its related corporate entities: 4 o'clock, 900 Series, à la carte, Airtouch, Ally, Amia, Answer, Archipelago, Avenir, Ballet, Bix, Brayton International, Cachet, Canopy, Canto, Chancellor, Coalesse, Confidante, Context, Convene, CopyCam, Criterion, Crushed Can, Currency, dash, Designtex, Details, Detour, Drive, Elective Elements, Ellipse, Ember Chrome, Emerge, E-Table 2, FYI, Garland, Gentry, Ginkgo Biloba, Groupwork, Ideo, Jacket, Jenny, Jersey, Kart, Kick, LaCosta, Leap, Let's B, LiveBack, Max-Stacker, media:scape, Metro, Migrations, Mitra, Montage, Nurture, Oriana, Parade, Pathways, PCT, Permiso, Player, PolyVision, Portal, Power Pincher, Progeny, Protégé, R2, Rally, Relevant, Reply, Rizzi Arc, Sensor, Series 9000, Siento, Sieste, Sine, Softcare, Springboard, Steelcase, Steelcase Design Partnership, Stella, Stow Davis, Swathmore, TeamWork, Technique, Texpress, Think, Thunder, Topo, Train, Turnstone, Underline, Unison, Vecta, Viridian, Walden, Werndl, and X-Stack.
- ® The following registered trademarks are under license from AWI Licensing Company, Dover, DE: SoundScapes, DuraBrite, BioBlock, and Armstrong.
- ® The following registered trademarks are under license from Byrne Electrical, Rockford, MI: Interport, Mini-Port, Axil Z, and Ellora.
- ® The following is a registered trademark of DuPont, Wilmington, DE: Corian.
- ® The following is a registered trademark of Genlyte Thomas Company, Louisville, KY: Lightolier.
- ® The following is a registered trademark of Hilti Corporation, FL-9494 Schaan, Principality of Liechtenstein: Hilti.
- ® The following is a registered trademark of Leviton Manufacturing Company, Little Neck, NY: Decora.
- ® The following is a registered trademark of Mechanical Plastics Corp, Elmsford, NY: Toggler.
- ® The following is a registered trademark of Microsoft Corporation, Redmond, WA: Microsoft.
- ® The following is a registered trademark of Panduit Corporation, Lockport, IL: Panduit.
- ® The following is a registered trademark of Trav (Press), Cuneo, Italy: Assisa.
- ® The following is a registered trademark of Virtual Ink, Boston, MA: mimioActive.
- ® The following registered trademarks are under license from Wilkhahn Furniture Products: Avera, Senzo, Versal, and Wilkhahn FS.
- ® The following is a registered trademark of Wilsonart International, Temple, TX: Chemsurf.

- ® The following is a registered trademark of Wiremold, West Hartford, CT: Wiremold.
- ® The following is a registered trademark of EMU Group S.P.A., Perugia, Italy: Emu.
- ™ The following are trademarks for products of Steelcase Inc. or one of its related corporate entities: Access, Active/Passive Shelf, Ainsley, Akira, Alcove, Alerion, aLight, Amaris, American Elect, American Tradition, ap40, Arbor, Arriva, Asana, Ascot, Aspekt, Astor, Await, Bira, Bivi, Bottomline, Brook, Buoy, Burton, c:scape, Calla, Calm, Camber, Campfire, Capa, Cappuccino, Cesar, Chester, Chord, Circa, Clarendon, Classic Rectangular, cobi, Collaboration, Community, Company, Convey, Cortex, Coupe, Crea, Crew, Cura, Cypress, Davenport, Dearborn, Deck, Déjà, Denizen, Denska, Derby, Divisio, Donovan, Dune, Duo, e<sup>3</sup>, e<sup>3</sup> ceramicsteel, e<sup>3</sup> environmental ceramicsteel, Echo, Edge, Elsa, Empath, Empress, Enea, ēno, EnSync, Enviro, Escapade, Exchange, Exponents, Field, Flat Top, FlexFrame, Flip Top, Flute, Folio, FrameOne, FreeFlow, Frontier, Galilei, Gesture, Ginger, Ginkgo, Go Wall, Grip, Groove, Hatchback, Hawthorne, Hitch, Host Collection, Hosu, Huddleboard, i2i, Impact, Indy, InfoLink, IOS, I-Solve, Jack, Jarrah, Jetty, Juice, Kami, Kast, Kathryn, Lagunitas, Lark, L'Attitude, LearnLab, Leela, Lincoln, Linden, LiveSeat, Loria, Lyric, Malibu, Malibu Too, Mansfield, Marathon, Martini, Mason, Masque, Millbrae, Mineral, Mingle, Mystic, Mystic Metal, Mystic Wood, Montreal, Move, Nadia, Neighbor, nesso, Nickel, Nikko, Nod, Node, Norfolk, Ontrak, Oom, Opus, Orchid, Outlook Collection, Ovation, Paloma, Paperflo, Parliament, Pasio, Passerelle, Patriarch, Payback, Peek, Pile File, Pisa, Pool, PUCK, QiVi, Quba, Rave, Reed, Regard, Relay, Reunion, Ripple, Riser, Rocco, Rocky, RoomWizard, Runner, Satellite, Sawyer, ScapeSeries, Senti, Sentinel, Senza, Sequoia, Session, ShareLink, Shield, Sidewalk, Skylar, Slumber, Smoke, Snug, Soft Leaf, Sonata, Sorrel, SOTO, Stationkits, Stiletto, Surprise!, Switch, Symphony, Sync, TagWizard, Tava, TeamStudio, TeamTheater, Tenaro, Terrazzo, Theorem, Topaz, Touchdown, Tour, Tower Too, Trees, Trillium, Trolly, tX2, U-Free, Uno, V.I.A., Verb, Verge, Victor2, Visalia, Waldorf, Woodruff, Workspring, and X-tenz.
- ™ The following is a trademark of Microsoft Corporation, Redmond, WA: Windows.
- ™ The following is a trademark of Rodman Industries, Inc., Oconomowoc, WI: ResinCore1.
- ™ The following is a trademark of Ultrafabrics, LLC, Elmsford, NY: Ultraleather.
- ™ The following trademarks are under license from Wilkhahn Furniture products: Cana, Linus, Logon, Picto, Range, Stitz, Thema, Timetable, and Tubis.
- ™ The following is a trademark of MBDC, Charlottesville, VA: Cradle to Cradle and C2C.

- ™ The following trademarks are under license from Walter Knoll: Andoo, Bob, Lazlo, Lox, Ribbon, and Together.
  - ™ The following trademarks are under license from PP Möbler: Bar and Flag Halyard.
  - ™ The following trademarks are under license from Viccarbe: Davos, Holy Day, Last Minute, RS, and Wrapp.
  - ™ The following trademarks are under license from Carl Hansen: Elbow, Paddle, Shell, Wing, and Wishbone.
  - ™ The following trademarks are under license from Cambridge Sound Management, LLC, Cambridge, MA: Qt PRO Soundmasking, Qt Quiet Technology, and Sonet Qt.
  - ™ The following is a trademark of Electri-Cable Assemblies, Shelton, CT: Interact.
- Trademarks used here in are the property of Steelcase, Inc. or of their respective owners.*