



Leap
seating

Steelcase



A seat for every task

Integrating stylish form with outstanding function, Leap is available in a range of applications and finishes that provide the same ergonomic support and benefits while engaged in a variety of tasks, postures and places throughout the workplace. With its intuitive adjustments, Leap is the right seat for a short chat, a focused task, or an all-day team session.

Unique insights, innovative technologies

Leap's ergonomic breakthroughs come from a deep understanding of how people sit. Its innovative technologies provide ergonomic support for information workers who move and change position as they constantly switch between focused task work and collaborative teamwork throughout the day, and engage in a wide variety of different tasks.

Keep moving

Moving helps reduce pressure on the spine, sends oxygen to your muscles, and increases blood flow to your brain. Movement is healthy and your chair should support your body as you move.

Change posture

Changes in posture help you stay comfortable and more attentive. Leap seating's Natural Glide System™ enables you to comfortably recline without straining your eyes, neck, or arms.

Individual fit

Your body is unique. You need a chair that easily adjusts to fit you, your preferences, and how you work.

Thoughtful sustainability

A chair that is good for people should also be good for the environment. Every material and stage of a Leap chair's life is designed to respect and nurture human and environmental health. One more reason to be comfortable with Leap.



Sit back and relax

With its elegant lines, refined upholstery and polished aluminum frame, the Leap WorkLounge takes Leap ergonomic technology to its highest form. It provides a palette of posture in just one chair, with the ability to sit up to focus and concentrate, or sit back and put your feet up to relax and brainstorm as the inspiration strikes. Leap WorkLounge features a headrest with flip-up pillow, extra-cushioned seat, and generously upholstered fixed arms.

Designed by Steelcase Design studio in collaboration with IDEO.



The cushioned ottoman, ordered separately, is great for putting your feet up – or simply pull the lever and convert it into a convenient work table.



Photo shows US Leap WorkLounge
Cover page photo shows US Leap

The science of sitting

At Steelcase we constantly invest in user research as part of our product design process. Leap was inspired by four key discoveries revealed in a unique global medical study we conducted over four years with 732 users. As a direct result of our discoveries, Leap incorporates a number of unique ergonomic solutions that help make Leap as dynamic and supple as the human spine.

1.

THE SPINE DOESN'T MOVE AS A SINGLE UNIT. The upper and lower regions of the spine move independently as we change posture, not as a single unit. When the top region of the spine leans backward, the bottom arches forward in response.

2.

EACH INDIVIDUAL'S SPINAL MOTION IS UNIQUE. Each of us has unique spinal motion, a 'spine print' that's as individual as a fingerprint, which changes as our posture varies throughout the day.



3.

THE UPPER AND LOWER BACK REGIONS REQUIRE DIFFERENT AMOUNTS AND DIFFERENT KINDS OF SUPPORT. Our need for upper back support increases when we recline, but our lower spine requirements remain more or less the same.



4.

WHEN YOU LEAN BACKWARDS, YOUR PELVIS MOVES FORWARD. When you lean backwards in your chair, your pelvis moves forwards to keep the natural S-shape of the spine.



Solution 1+2 FLEXIBLE BACKREST

Leap's flexible backrest has separate upper and lower parts that function independently just like the spine. These move as one with your back to ensure it is always fully supported, no matter what posture you adopt. As a result the backrest supports your changing posture throughout the day.

Solution 3 SEPARATE UPPER AND LOWER BACK CONTROLS

Leap has separate upper and lower back controls that can be adjusted to provide full support to any user - regardless of their build - even when they recline.

Lumbar tension: The firm lower section of Leap constantly supports your lower back, helping maintain the natural curve of the lumbar area while providing you with enough flexibility to move freely.

Thoracic tension: The upper section of Leap allows you to lean back and move around comfortably while the rest of the chair supports your weight. The tension controls for both the lumbar (lower back) and thoracic (upper back) sections are fully adjustable. You can set up Leap to be as comfortable and healthy as possible.



Solution 4 NATURAL GLIDE SYSTEM

The dynamic seat with Natural Glide System glides forwards with your pelvis when you lean backwards. This completely natural movement takes the pressure off the lumbar vertebrae as you recline. In addition it has a flexible seat edge that reduces pressure on the back of your legs.

What can Leap do for you?

AFTER ONE YEAR

17.8% INCREASE IN PRODUCTIVITY

GROUP WITH LEAP CHAIRS AND TRAINING

For the complete Leap Productivity and Health Study visit steelcase.com/leap

A healthier way to sit

Its back moves as your back moves. Its arms move as your arms move. Its seat moves as your seat moves. It's the first chair that actually changes shape to mimic and support the movement of your spine. Thanks to its advanced technology and extraordinary comfort, the Leap Chair is a proven technology... a healthier way to sit.



1 LiveBack®
The Leap chair's back changes shape to support the entire spine. This can reduce the chance of lower back sag and a hunched posture.

2 Adjustable Lumbar
Can be positioned to fit comfortably into the curve of your lower back for additional back support.

3 Thermal Comfort
Thanks to slats in both its seat and back, and the special foam it uses, the Leap chair offers excellent breathability.

4 Lower Back Firmness
The lower back firmness control enables you to set a constant amount of support to maintain your lower back's natural curve.

5 Adjustable Seat Depth
People don't fit neatly into average sizes. Leg and torso lengths can vary independent of a person's overall height. Adjustable seat depth lets different body shapes achieve long-term comfort.

6 Height, Width, Pivot, Depth Adjustable Arms
Arms adjust fluidly in four directions so you can find a natural position. No kinks in the wrists, no cocked elbows. The wrists, arms, forearms, shoulders and neck can be properly aligned and supported.

7 Natural Glide System™
The Leap chair's seat glides forward so you can recline without leaving your vision and reach zone. This encourages more varied postures so there's less static load on the spine.

8 Upper Back Force
The upper back force control lets you set the amount of "push back" you desire as you recline.

9 Variable Back Stop
Set the recline angle to one of the five positions that supports you the best.

QR codes help users learn how to properly adjust the Leap chair



Watch a video of Leap adjustability

ABBREVIATED STATEMENT OF LINE



Leap Task
3D knit back / upholstered back
Adjustable/without arms
With/without adjustable lumbar support
Black: Ribbon back frame, seat shell, arm tube and base
Platinum: Ribbon back frame, seat shell, arm tube and base

Leap with Headrest
Black vinyl upholstery headrest
3D knit back/upholstered back
Adjustable/without arms
With/without adjustable lumbar support
Black: Ribbon back frame, seat shell, arm tube and base
Platinum: Ribbon back frame, seat shell, arm tube and base

Leap WorkLounge*
Headrest and flip-up pillow
Extra padding fixed arms
With lumbar support pillow
Polished aluminum: Ribbon back frame, seat shell, arm tube and base

Leap Ottoman/Table*
Upholstery on footrest
Black plastic: Work table and footrest shell
Polished aluminum: Post and base


* From USA

SURFACE MATERIALS


Buzz2




Cogent Connect



Omni-R



Cross Check



Leather 3D Knit

Digital surface material images are provided as a preliminary color reference and should not be used for final color selection.

SUSTAINABILITY

PEOPLE.PLANET.PROFIT

We take a life-cycle approach to the design, use and disposal of our products. From materials, production, transportation and use, right through to end of life, each element in the Leap range is designed to reduce its impact on the environment.

To find out more visit
WWW.STEELCASE.ASIA/SUSTAINABILITY

PRODUCT ENVIRONMENTAL CERTIFICATIONS



Love how you work.®

Steelcase®

HONG KONG +852 2520 0160 **GUANGZHOU** +86 20 8713 6988 **TOKYO** +81 3 3448 9611 **SYDNEY** +61 2 9660 5511 **MELBOURNE** +61 3 9670 1555 **SHANGHAI** +86 21 6137 6288
BEIJING +86 10 5911 3988 **SINGAPORE** +65 6738 5225 **BANGALORE** +91 80 3055 0300 **DELHI** +91 124 3077 200 **HYDERABAD** +91 40 67046400

Visit www.steelcase.asia

AP2123E ©2013 Steelcase Inc. All rights reserved. All specifications subject to change without notice.
Trademarks used herein are the property of Steelcase Inc. or of their respective owners.