

Executive Collection system solutions



Steelcase

### **The warmth and beauty of wood.**

The Steelcase Executive Collection is a select range of exclusive solutions for furnishing the high-performance executive workplace. It combines the elegant quality of refined design and fine wood craftsmanship with the convenient integration of contemporary workplace technologies. The modular designs and broad range of elements provide the template for creating customized solutions for individual executive office, meeting spaces and boardroom.

## Impact

smart support for the individual executive.

The Impact™ range enables the creation of complete workplace environments tailored to the requirements of the high performance executive. The range of simple stylish elements starts with a selection of worksurface shapes and sizes. It is complemented by a choice of tables, storage cabinets, mobile and fixed pedestals to provide flexible workspaces that support private confidential work, communication and collaboration.



## Convene

making an elegant statement in the boardroom.

The Convene™ range provides stylish conferencing solutions for the executive boardroom, conference rooms and meeting spaces. The elegance of the wide range of table shapes and sizes is complemented by the low profile storage elements and integrated management of power and data wiring.



## Executive Collection: quality in every detail.


Quality craftsmanship is evident in the refined finish and attention to details. The elegance of the edge profiles, smooth integration of technology and stylish pull design complete the creation of an understated, high-performance working environment.

### Impact

#### Edges



Square



Tapered

#### Pull



Nile

#### Doors



Wood

#### Legs




Post

### Convene

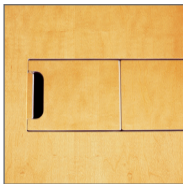
#### Technology




Power unit closed



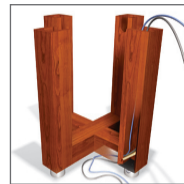
Power unit open  
(US model)



Power channel closed



Power channel open  
(US model)



Wire management  
channel in X Base

#### Legs



Rectangular bases  
with square feet



Rectangular bases with  
recessed toe kick base



U base



X base

#### Pull



Nile

#### Edges



Rei



Knife

#### Foot



Square

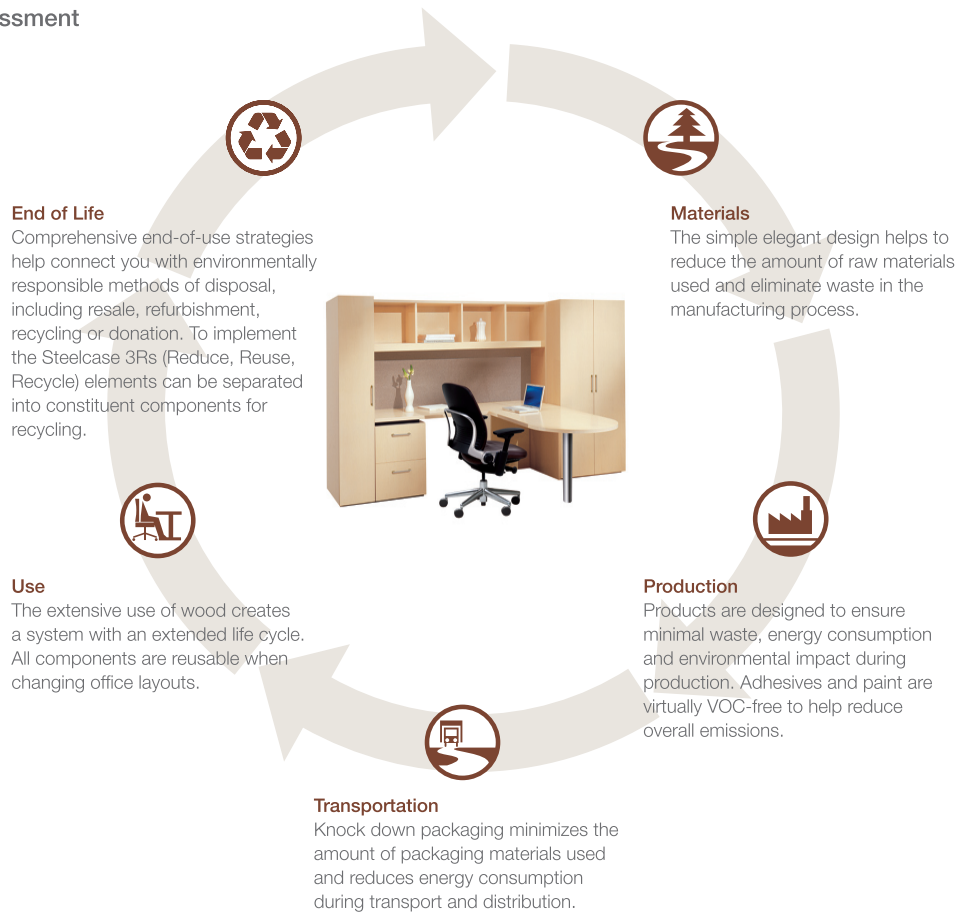


Toekick




Steelcase takes a life-cycle approach to the design, use and disposal of its products. From Materials, Production, Transportation, and Use through to the End of Life, the Executive Collection has been carefully considered to reduce its impact on the environment.

## Life Cycle Assessment



## Surface Materials

### Wood veneer



White on Ash* (Open Pore)	Oak (Open Pore)	Dark Mahogany on Walnut (Open Pore)	Medium Cherry (Full Fill)	Dark Mahogany on Walnut (Full Fill)	Walnut (Open Pore)
---------------------------------	--------------------	--	---------------------------------	--	-----------------------

[www.steelcase.asia](http://www.steelcase.asia)

Hong Kong +852 2520 0160 / 2529 0063 Guangzhou +86 20 8732 3332 Tokyo +81 3 3448 9611 Sydney +61 2 9660 5511 Melbourne +61 3 9670 1555  
Shanghai +86 21 6137 6288 / 6352 8880 Beijing +86 10 8518 8138 Singapore +65 6738 5225 Bangalore +91 80 3055 0300 Delhi +91 124 3077 200  
AP128E 03/10 ©2010 Steelcase Inc. All rights reserved.

Love how you work.®



The warmth and beauty of wood.



Steelcase