



# Numbers™ Desk

## Huddle Desk

MODEL#: SMNBR02131L



### OVERVIEW

Numbers™ desk is a winning answer for creating inspirational classrooms around the world. The desk delivers impressive benefits that add up for students and schools – great value and quality in a compact, sleek design that appeals to all ages. This desk answers the need for value-driven, high-quality classroom solutions with international design appeal. Numbers' compact, sleek look suits all ages, and the product specifications is designed to comply with BIFMA, EN, & GB standards for durability, performance and sizing. Together, the chair + desk suite equals a smart solution for students, teachers and facility personnel.

### MATERIALS

The LEG SETS are made of 14 gauge steel circular stems and inserts. Larger tube 28.6mm x 14ga. steel and smaller tube 22mm x 14ga. steel. Standard inserts range from 24.5 to 30 inches (622-762mm); low-range inserts are 19 to 24.5 inches (483-622mm) (Low range inserts sold separately). In addition, the inner leg tube can flip 180 degrees between glides or casters (sold separately), which allows for wheelbarrowing without affecting desk height.

FRAME consists of two fully welded segments. Legs have a full, even and long lasting powdercoat finish. To conserve space, the desks have a compact design. Their leg form, coupled with backpack hooks (with felt) on all four legs, allow easy slide-on stacking, three or four desks at a time.

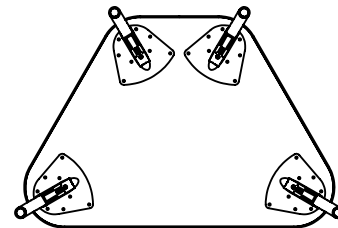
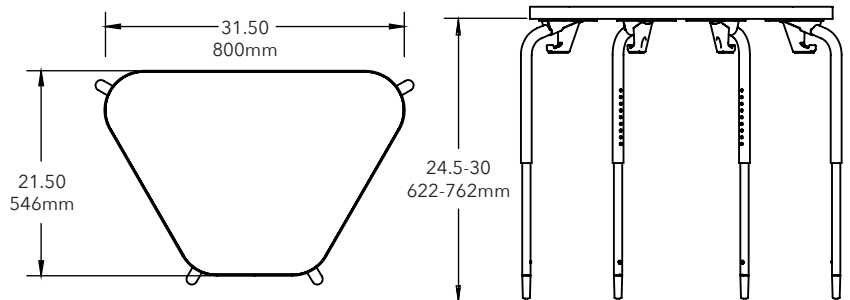
The WORK SURFACE is made of 25mm thick, high density particle board core, with HP Laminate top surface. Tops are pre-drilled for leg set attachment and ease of installation.

### NUMBERS™ DESK TOP & EDGE PROFILE



### DIMENSIONS

Model	Description	D"	W"	H"
SMNBR02131L	Numbers™ Huddle Desk	22	32	24.5-30
		559mm	813mm	622-762mm



### OPTIONAL ADD ONS



2" Caster w/lock




Numbers student desk low range insert (4pk)




Felt-bottomed backpack  
hooks on all four legs

**SUGGESTED LAMINATE OPTIONS** *(with matching 2mm Edge Band)*




ARCTIC WHITE  
AW01




SEAGULL  
2L83



MERLE  
2LMG



GRAPHITE WALNUT  
24LO



ACACIA  
2LAT



MAPLE  
160



CLEAR WALNUT  
25L8



WARM ELM  
2LWE



GREY OAK  
2LGO

**LEG COLOR**



PLATINUM  
PLT